



Food and Agriculture
Organization of the
United Nations

EUROPEAN PRICE REPORT



Issue 11/2018 November 2018

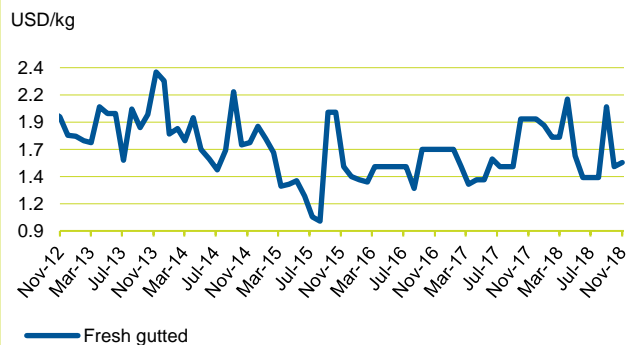
Latest trends

Trading for the European Christmas sales period is in full swing, particularly for frozen products such as shrimps and lobster. These products are popular seafood choices for Christmas festivities and market prices have risen. Salted cod, which is an important component of Southern European cuisine, has been experiencing a sustained upward price trend recently, accelerated by a decline in cod supply. Tuna prices, meanwhile, are declining.

GROUND FISH

Weather conditions in the North Atlantic are difficult and present, which has limited cod fishing opportunities for the Icelandic and Faroese fishing fleets. This is not particularly unusual for this time of year, however.

COD - in Poland (FOB, origin: Baltic Sea)



Index for prices

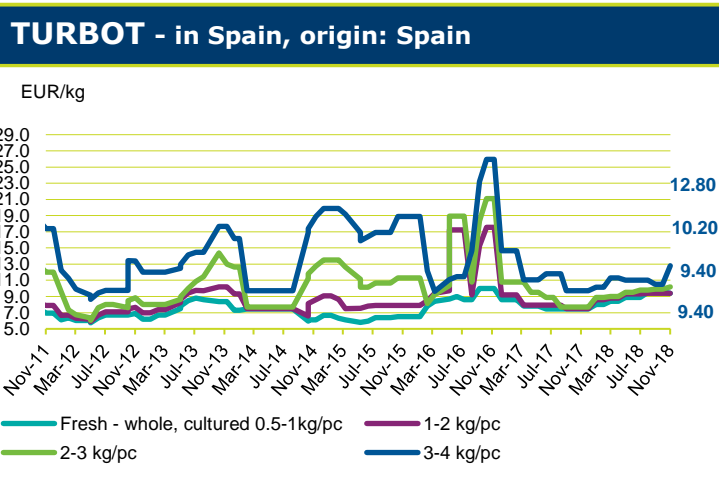
Groundfish	7
Flatfish	8
Tuna	10
Small Pelagics	10
Cephalopods	11
Crustaceans	15
Bivalves	18
Salmon	19
Trout	20
Freshwater fish	21
Non Traditional Species	22
Seabass-Seabream-Meagre	23

The **European Fish Price Report**, based on information supplied by industry correspondents, aims to provide guidance on broad price trends. Price information is indicative and should be used only for forecasting medium- and long-term trends. FAO is not responsible for any errors or omissions.

Although very few fish are available for the production of wet-salted cod fillets from fresh cod (*Gadus morhua*), consumption of wet-salted cod fillets from frozen raw material (*Gadus macrocephalus*) is starting to rise in anticipation of the year-end festivities. A price increase is expected in the near future as a result.

Meanwhile, cod catches in Poland have been moderate, with higher prices resulting. A similar situation is reported for Alaska pollock on the Moscow market, where good demand and limited availability is driving an upward price trend.

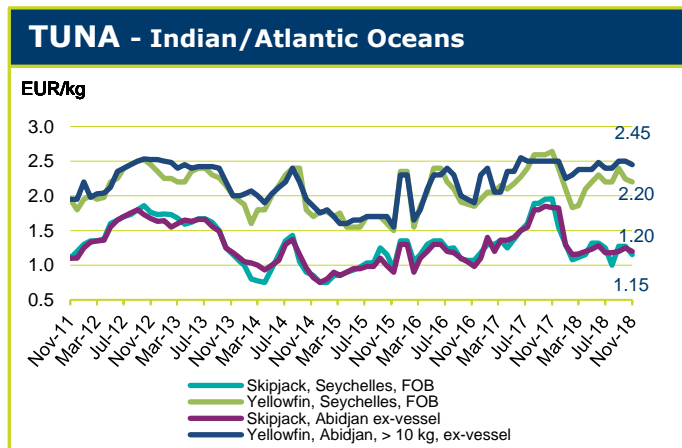
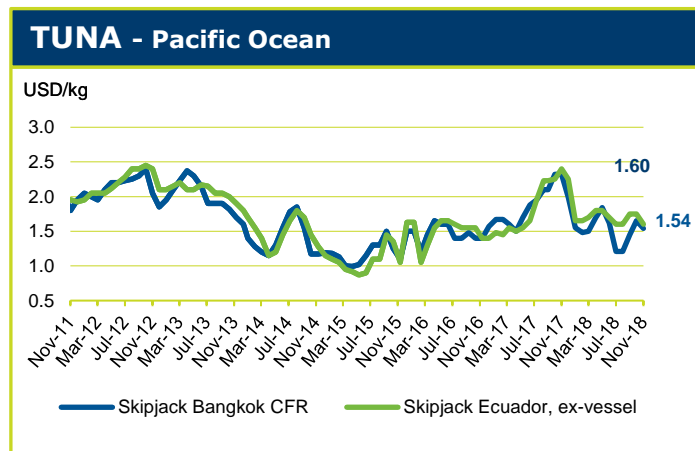
Production and sales of cultured turbot have both decreased, pushing average prices higher, particularly for the larger specimens preferred by Christmas buyers.



TUNA - BILLFISHES

Fishing in the Western and Central Pacific remains moderate-to-good and carrier landings in Thailand are stable. Raw material inventories at local canneries have risen to healthy levels. With stable supply and the improvement in inventories, skipjack prices have declined by almost 10 percent.

Catches in the Indian Ocean have also been moderate-to-good. However, reports suggest that some fishing vessels will be tied up on the next return to port due to exhaustion of the yellowfin quota. Raw material inventories at local canneries remain healthy and some fish and cargos continue to be diverted to the Bangkok and Ecuador markets



local canneries remain healthy and some fish and cargos continue to be diverted to the Bangkok and Ecuador markets

The second IATTC 'veda' in the Eastern Pacific commenced on 9 November and will remain in force until 19 January, 2019. Some 59 percent of the fleet will be tied up for this 'veda'. With the increase in landings from vessels entering port before the tie up and the continuing carrier arrivals from the Atlantic Ocean, Indian Ocean and Western and Central Pacific, raw material inventories at local canneries have improved to healthy levels. Prices for both skipjack and yellowfin have fallen as a result.

Tuna catches in the Atlantic Ocean are reported to be good and raw material inventories at local canneries remain healthy. Skipjack and yellowfin prices have fallen. On European markets, skipjack prices have dropped while yellowfin prices remain flat, reflecting stable supplies from the Indian Ocean and Atlantic Ocean. Meanwhile, the market price for cooked, double cleaned yellowfin loins continues to increase.

SMALL PELAGICS

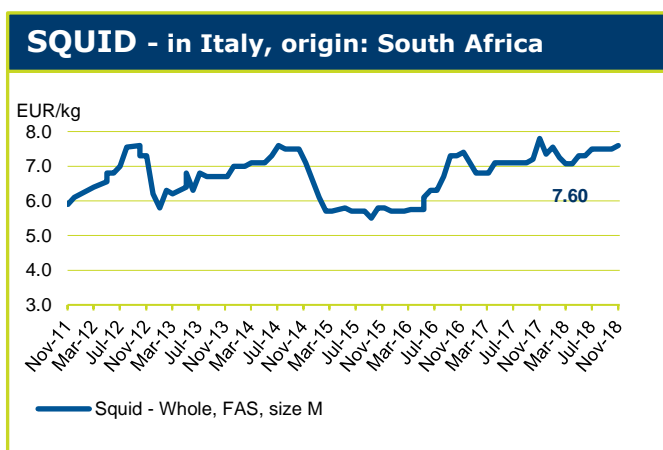
Herring catches in Poland are good and strong demand has not been enough to prevent a downward price trend. Polish catches of sprat have been limited, however, and good demand is lifting prices. In Russia, meanwhile, the herring market is reportedly stable in both Moscow and Vladivostok.

CEPHALOPODS

Octopus supply from several regions of Indonesia has increased and is expected to continue to increase until the beginning of next year, despite bad weather in some areas, especially around the Java Sea. Overall, the upward trend in prices for octopus raw material is likely to be maintained as strong market demand continues to pull against low catch volumes.

For cuttlefish, Chinese demand is reportedly moderate and prices are weak, and the European market situation is similar.

The South African squid fishery re-opens on 23 November after the closure period. Producers are currently holding essentially zero stock, so there will be little carry-over. Prices for mixed containers have remained steady for some months now. Rights to the squid fishery will be re-allocated according to the outcome of the fishing rights application process which will take place in 2019 and will conclude by 2020, and it is hoped that this will bring more certainty to the industry.



CRUSTACEANS

Indonesian farmed shrimp volumes rose at the end of October, but fell back again at the beginning of November due to extreme night-to-day temperature variations, which inhibits growth in the ponds. Shrimp prices declined due to the increased supply observed at the end of last month, but they are likely to rise soon.

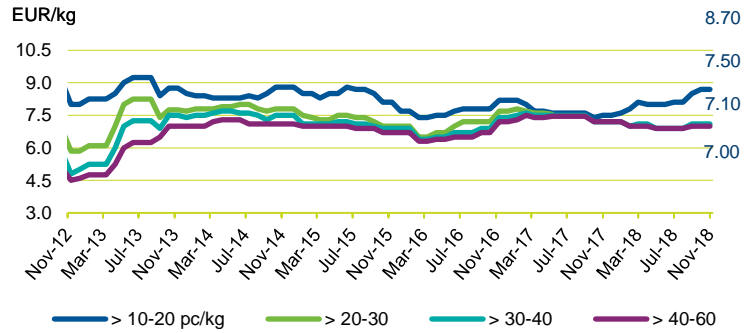
Good demand for rock lobster is being boosted by low prices due to plentiful landings in Mauritania. Demand is strong for deep water lobster also, but prices have been higher. In general, European lobster landings have been falling through the autumn season, and prices have gone up.

There have been no significant changes to market conditions in the North American lobster industry. Demand for raw tails in the US is still very strong, and this keeps pushing prices up. Demand for meat is slowing down, however, and prices are falling.

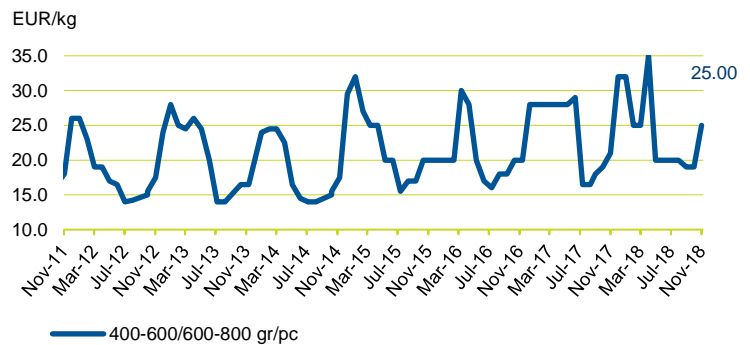
Generally the supply of raw material has been quite steady and prices have been relatively stable, but with weather conditions changing and Christmas coming up, raw material prices will start rising. There is not much inventory around anywhere, except for cooked lobster meat.

Crab prices are expected to remain firm due to poor fishing at the beginning of the season as well as strong international demand.

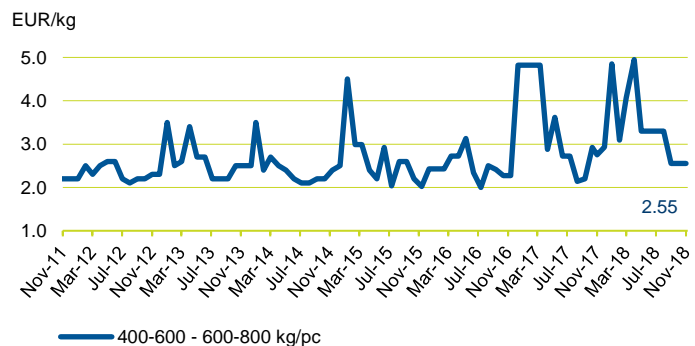
ARGENTINA RED SHRIMP - origin: Argentina



EUROPEAN LOBSTER - in Europe, origin: Ireland



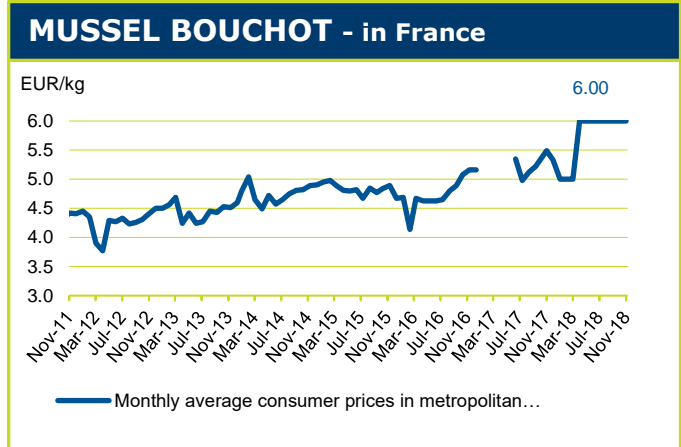
CRAB - in France, origin: Europe



BIVALVES

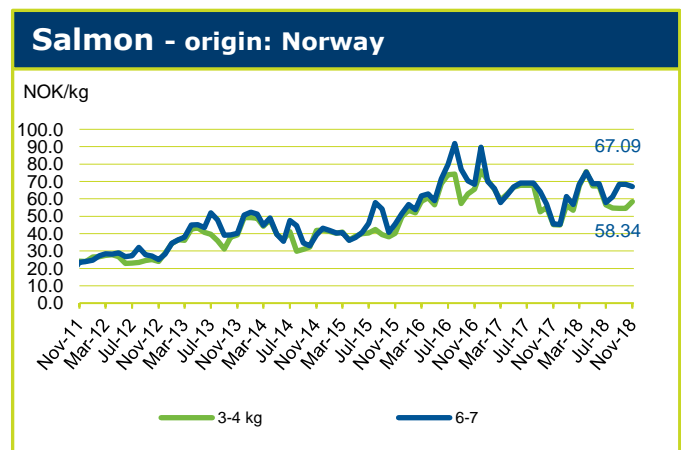
French mussels, both rope and Bouchot, are available on the French market at present, in addition to Dutch bottom mussels for which the new season commenced in early August. Dutch mussels are smaller this year, but meat content is reported to be good and prices are expected to be strong.

According to the oyster mortality monitoring bulletin from the French scientific institution IFREMER dated 12/10/2018, the average cumulative mortality rate is 68.1 percent at the national level for seed oysters. Juvenile and adult oyster mortalities are reported to be around 14.4 percent and 10.9 percent respectively. These values are higher than 2017 and in consequence prices are expected to remain firm for the remainder of the year with tight stock levels.



SALMON

Average export prices for fresh whole farmed Atlantic salmon from Norway reached NOK 58.29 per kg in week 45 of 2018, according to the FishPool index. This is 18 percent above the same week in 2017, a reversal of the previous trend which saw prices holding below 2017 levels throughout the mid-year period. This has mainly been the result of a reduction in total biomass in Norway, driven partially by sea lice difficulties, combined with the seasonal spike in demand as the end of the year approaches. These price levels made salmon the major contributor to an all-time record month for Norwegian seafood exports in October, with the Norwegian Seafood Council (NSC) reporting a total of 104 000 tonnes of salmon exported worth NOK 6.5 billion.



Exports to Poland and the Netherlands, both major re-exporters supplying the larger EU markets, were up sharply, reflecting strong, broad-based demand for salmon from EU consumers. In the UK, prices for Scottish farmed Atlantics in November have roughly been on a par with the same month in 2017, at around GBP 5.80-5.90 per kg for 4-5 kg fish. Production in the UK is expected to be down by around 20 percent in total this year, however, due to disease challenges and environmental factors. A strengthening British pound is another factor negatively impacting UK salmon exporter revenues

The forecast for the farmed Atlantic salmon market has changed somewhat in recent weeks, with an increasing number of participants expecting lower output growth in late 2018 and early 2019 and higher prices. Increased sea lice levels have prompted earlier harvesting at many farms and biomasses are down year-on-year with lower fish weights. Forward prices at Fish Pool for Q4 2018 are up to NOK 59.10 per kg, and have risen to NOK 65.62 per kg for Q1 2019.

TROUT

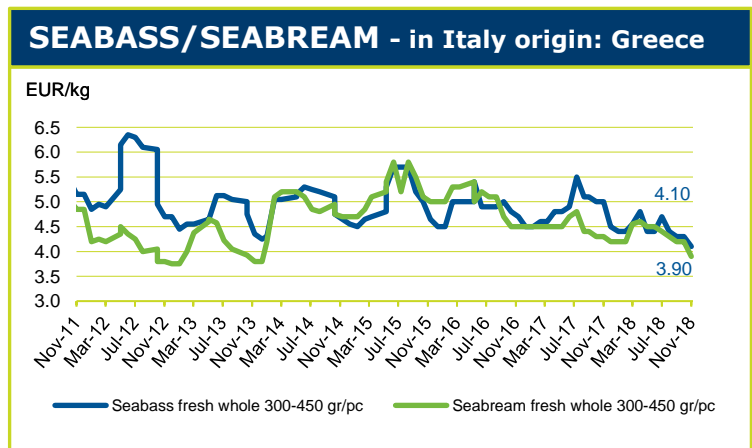
Supply volumes of farmed trout from Norway are normalizing after two years of low harvests, and biomasses were up 14 percent year-on-year as of September 2018. Good demand from an array of geographically dispersed markets such as Belarus and the United States, is keeping prices for Norwegian trout relatively high, however. An average price of NOK 55.34 per kg was reported for fresh whole trout exports in week 44. According to the NSC, Norway exported 4 700 tonnes of trout worth NOK 293 million in October.

FRESHWATER FISH

No tangible price trends are reported for carp from Hungary, although differences may be observed between sales campaigns. Christmas sales may pull prices down towards the end of the month.

SEABASS SEABREAM

The last quarter of the year is typically a low period for bass and bream in Europe, as the species are more popular as summer seafood options, particularly on restaurant menus in Italy, France, Spain and Portugal. The bass and bream market has also been suffering from an excess supply of fish, a large proportion of which originates in Turkish farms. As a result, significantly reduced prices have been reported at all major European wholesale markets throughout 2018, with the drop relatively more pronounced for bream. In October, the general weakening of demand pushed prices further down, with prices for medium-size Greek fish on Italian markets down by 7.5 percent for bream and 4.8 percent for bass.





Fish Species Trade Name	Product Form	Grading	Price per kg			Reference & Area	Origin	
			As stated	EUR	USD			
GROUND FISH								
November 2018								
Cod/Cabillaud, Morue/ Bacalao <i>Gadus morhua</i>	Fresh gutted		1.36	1.53	+	Poland FOB	Baltic Sea	
	IQF portion, single frozen	100-150 g/pc	7.80	8.79	=	Italy CIF	Iceland	
	Fresh - fillet	50-100 g/pc	4.00	4.51		CPT	Denmark	
		100-200	6.49	7.31	-			
		200-400	8.18	9.22				
	Fresh - Whole	1-2 kg/pc	6.04	6.81	-			
		2-4	8.34	9.40	-			
	Fresh gutted	2-3 kg/pc	6.27	7.06				
	Fresh - fillet	100-200 g/pc	6.30	7.10	-		Poland	
		200-400	7.40	8.34	+			
	Fillet- IQF	500-1000g/pc	3.85	4.34	=	FCA	Spain	
			4.10	4.62	=	CIF		
	Fillet - wet salted - 1st quality produced from fresh raw material	700-1000 g/pc	9.40	10.59	=	Italy DDP	Iceland	
		Portion single frozen, 10% glaze	7.50	8.45		CIF		
	Stockfish	700 g/pc	28.00	23.00	=	DDP	Norway	
		60-80 g/pc	28.70	32.34		FCA		
	Fillet - wet salted - 1st quality produced from frozen raw material	400-700 g/pc	9.30	10.48	=	Italy CIP	Denmark	
		Fillet- thawed	12.25	13.80				
H&G	1-2 lb/pc	4.15	4.68		Europe CIF	Alaska/USA		
	2-3	4.27	4.81					
	5-6	4.50	5.07					
	3-9	3.51	3.95					
Whole, longline		4.06	4.57					
		3.62	4.08					
Hake/Merlu/Merluza <i>Merluccius capensis</i>	Minced block		1.83	2.06	=	Namibia FOB for Spanish market	Namibia	
	IQF portion, trapeze	90-110 g/pc	6.90	7.77	=	Italy CIF		
<i>Merluccius merluccius</i>	IQF	100-200 g/pc	6.20	6.99		Europe DDP	South Africa	
	Fresh - whole	100-200 g/pc	3.70	4.17	-	Italy CPT	Croatia	
200-300		5.36	6.04	-				
<i>Merluccius productus</i>	Fresh - gutted	200-300 g/pc	5.20	5.86	-			
		300-400	6.25	7.04	-			
Fillet, PBO			2.53	2.85	=	Spain EXW	USA	
	Minced block		1.69	1.90	=			
Alaska pollack/Lieu de l'Alaska/Colin de Alaska <i>Theragra chalcogramma</i>	H&G	>25	1.00	1.13		Russian Fed. wholesale Vladivostok	Russian Fed.	
		>30	0.81	0.91				
		>25	1.18	1.28				wholesale Moscow
Surimi (Alaska pollack)	Stick - Paprika	250 g/pc	2.51	2.83		France CFR	Spain	
Hoki <i>Macrurus magellanicus</i>	H&G	100-300 g/pc	1.63	1.84		Spain FOB		
		300-500	1.63	1.84				
		500-900	1.63	1.84				
Haddock/Eglefin/Eglofino <i>Melanogrammus aeglefinus</i>	H&G	< 0.8 kg/pc	NOK 21.50	2.25	2.54	+	Sweden FCA	Norway
Ling/Lingue franche/ Maruca <i>Molva molva</i>	Fillet - wet salted Produced from fresh raw material 1st quality	1-1.5 kg/pc	5.90	6.65	=	Italy DDP	Faeroe Islands	



Fish Species Trade Name	Product Form	Grading	Price per kg		Reference & Area	Origin
			As stated	EUR USD		
GROUND FISH (cont.)						November 2018
Monkfish/Baudroie/ Rape <i>Lophius spp.</i>	Fresh - Tail	< 0.3 kg/pc	8.87	9.99 +	Italy CPT	UK
		0.3-0.5	12.79	14.41 +		
0.5-1		13.90	15.66 +			
1-2		14.01	15.79 +			
> 2		13.30	14.99 +			
	Fresh - whole	0.5-1 kg/pc	6.55	7.38	FCA	France
		1-2	6.70	7.55		
John Dory/ Saint Pierre Pez de San Pedro <i>Zeus faber</i>	Frozen skin-on PBO, chemical free, 100% net weight, IQF,Bulk, frozen weight +count	60-100 g/pc	5.95	6.70	Germany CFR	China
		100-150	6.84	7.70		
		150-200	7.19	8.10		
		200-300	7.46	8.40		
	Fresh whole	1-2 kg/pc	17.80	20.06 -	France wholesale	France
		2-3	20.00	22.54 -		
	Fresh - gutted	600-800 g/pc	9.90	11.15	Italy CPT	Senegal
		800-1000	11.00	12.39 =		
1000-2000		11.00	12.39 =			
Fresh- whole	600-800 g/pc	10.73	12.09 -	FCA	Spain	
	800-1000	13.55	15.27 -			
	1000-2000	13.93	15.70 +			
Sand steenbras/ Marbré/ Herrera <i>Lithognathus mormyrus</i>	Fresh	300-500 g/pc	9.03	10.17 -		Morocco
		500/700	8.31	9.36 -		
		700/1000	10.20	11.49 =		
		Mixed	8.77	9.88		
FLATFISH						November 2018
Turbot/Rodaballo <i>Psetta maxima</i>	Fresh - whole farmed	0.5-1 kg/pc	9.40	10.59 -	Spain CIF	Spain
		1-2	9.40	10.59 =		
		2-3	10.20	11.49 +		
		3-4	12.80	14.42 +		
	Fresh - whole wild	< 0.5 kg/pc	9.10	10.25		Netherlands
		0.4-0.6	12.90	14.54		
		0.5-0.8	13.60	15.32		
		0.5-1	13.30	14.99		
		0.8-1	13.60	15.32		
		1-2	12.70	14.31		
		2-3	12.70	14.31		
		3-4	19.25	21.69		
	4-6	21.00	23.66			
Fresh - whole farmed	0.4-0.6 kg/pc	9.95	11.21	Italy CPT	Spain/Portugal	
	0.6- 0.8	10.17	11.46 +			
	0.8-1	10.49	11.82 -			
	1-1.5	9.69	10.92 +			
	1.5-2	9.78	11.02 +			
	2-2.5	11.81	13.31 +			
	2.5-3	12.85	14.48 +			
3-4	14.95	16.84 +				



Fish Species Trade Name	Product Form	Grading	Price per kg			Reference & Area	Origin
			As stated	EUR	USD		
FLATFISH (cont.)							
November 2018							
Turbot/Rodaballo <i>Psetta maxima</i>	Fresh - whole wild	0.5-1 kg/pc	13.75	15.49	Italy CPT	Netherlands	
		0.7-1	9.68	10.91			
		1-2	13.75	15.49			
		2-3	13.14	14.81 -			
		3-4	19.95	22.48			
	> 4	24.95	28.11 +				
	Fresh - gutted	0.7-1kg/pc	8.32	9.37 -			
		1-2	12.57	14.16			
Sole/Sole/ Lenguado <i>Solea vulgaris</i>	Fresh - whole wild	< 175 g/pc	9.80	10.80	Spain CIF	Netherlands	
		170-200	10.50	11.83			
		200-300	11.70	13.18			
		200-250	13.95	15.72			
		300-500	16.15	18.20			
		400-500	16.15	18.20			
			500-600	16.15	18.20		
		Fresh - whole wild	200-300 g/pc	21.60	24.34	Italy CPT	France
			300-400	24.70	27.83		
			No. 3	15.50	17.46		
			No. 4	12.73	14.34		
			No. 5	9.95	11.21		
		Fresh - whole	No. 2	18.50	20.84		Netherlands
			No. 3	13.50	15.21		
	No. 4		14.73	16.60			
	Fresh - gutted	No. 2	16.21	18.26			
		No. 3	12.22	13.77			
		No. 4	11.41	12.86			
		No. 5	9.87	11.12			
Sole/Sole/ Lenguado <i>Solea vulgaris</i>	Fresh - whole	No. 2	14.56	16.41	Italy CIF	Netherlands	
		No. 3	12.94	14.58			
		No. 4	9.92	11.18			
European plaice/ Plie d'Europe/ Solla europea <i>Pleuronectes platessa</i>	Fresh - whole	300-400 g/pc	4.45	5.01	Spain CIF		
		400-600	4.90	5.52			
		> 600	5.20	5.86			
	IQF, white skin-on, 25% glaze	No. 2	5.00	5.63 +	Netherlands FOB for Italian market		
	IQF skin-off, 25% glaze		5.25	5.92 +			
European Flounder/ Flet d'Europe/ Platija europea <i>Platichthys flesus</i> <i>Scophthalmus rhombus</i>	Fresh - fillets skin-on skinless whole	Large	3.75	4.23	Italy CPT		
		Large	5.75	6.48			
			2.19	2.47			
			1.51	1.70			
				1.95	2.20 =	FCA CPT	Denmark
		Fresh, whole	500-1000g/pc	13.30	14.99		Netherlands
			1000-2000	14.50	16.34 -		
		Fresh, gutted	500-1000g/pc	8.63	9.72 +		
	1000-2000		11.68	13.16 +			
Yellowtail flounder/ Limande à queue jaune/ Limanda <i>Limanda ferruginea</i>	Frozen- whole H&G	Large	2.16	2.43	Europe CIF	North Atlantic Canada	
			1.60	1.80			
Common dab/ Limande/ Limanda <i>Limanda limanda</i>	Frozen- whole	Small	2.35	2.65			
		Large	2.74	3.09			
Greenland Halibut/ Reinhardtius hippoglossoides	Fillet - skinoff, boneless, blockfrozen		No quotations		Denmark FOB	Greenland	



Fish Species Trade Name	Product Form	Grading	Price per kg		Reference & Area	Origin	
			As stated	EUR USD			
TUNAS/BILLFISHES							
						November 2018	
Tuna/Thon/Atún <i>Thunnus spp.</i>	Skipjack - whole		1.37	1.54 -	Bangkok CFR FOB	Western/Central Pacific Ocean	
			1.24	1.40			
	Skipjack - whole		1.42	1.60 -	Ecuador ex-vessel	Eastern Tropical Pacific Ocean	
	Yellowfin - whole		2.13	2.40 -			
	Skipjack - whole		1.15	1.30 -	Seychelles FOB	Indian Ocean	
	Yellowfin - whole		2.20	2.48 -			
	Skipjack - whole		1.20	1.35 -	Abidjan ex-vessel	Atlantic Ocean	
	Yellowfin - whole	> 10 kg	2.45	2.76 -			
	Skipjack - whole	1.8-3.4 kg/pc	1.25	1.41 -	Spain CFR	Various origins	
	Yellowfin - whole	> 10 kg	2.65	2.99 =			
	Skipjack - cooked & cleaned loins - vacuum packed	double cleaned	5.50	6.20 +	Italy DDP	Solomon Islands	
	Yellowfin - cooked & cleaned loins - vacuum packed	double cleaned	6.92	7.80 +		Kenya/Mauri- tius/Solomon Is.	
	Skipjack	> 1.8 kg/pc	1.46	1.65 =	Tunisia CFR	Ivory Coast/Seychelles	
			1.53	1.73		Ghana	
	Yellowfin- whole	> 10 kg 3-10 kg/pc	2.65	2.99 +	Spain DAT	Atlantic Ocean	
			1.77	1.99			
	Yellowfin- frozen loins		6.49	7.32	DDP	Eastern Pacific	
	Skipjack - whole	> 3.5 kg	1.80	2.03	DAT	Atlantic Ocean	
	Skipjack- frozen loins		6.77	7.62	DDP	Eastern Pacific	
	Bigeye- frozen loins		6.30	7.10			
Bigeye- whole	> 10 kg	2.23	2.51	DAT	Atlantic Ocean		
Skipjack - whole		1.86	2.10	Europe CFR	Ecuador		
Yellowfin - pre-cooked loins	double cleaned	5.95	6.70				
	single cleaned	5.33	6.00				
Skipjack - pre-cooked loins		5.06	5.70				
Swordfish/Espadon/ Pez espada <i>Xiphias gladius</i>	Fresh- whole		14.00	15.77 =	France, wholesale	Atlantic	
	Frozen- filet, vacuum		8.40	9.46 =		Spain	
	Fresh - gutted Whole Mediterranean	< 12 kg/pc		9.43	10.63	Italy FCA	
		13-18		8.10	9.13 -		
		19-25		8.08	9.10 -		
		26-35		8.09	9.12 -		
	Whole Atlantic	19-25		10.80	12.17		Morocco
		26-35		10.80	12.17		
		36-50		10.80	12.17		
		> 50		10.70	12.06		
SMALL PELAGICS							
						November 2018	
Mackerel/Maquereau/ Caballa <i>Scomber scombrus</i>	Fresh - whole		2.85	3.21	Italy CPT	Belgium	
			2.70	3.04 +		UK	
			1.70	1.92		Croatia	
			3.20	3.61 +		Norway	
			2.94	3.31 +		France	
		4-6 pc/kg	2.28	2.57 +			
	Fresh - Fillets butterfly cut		5.00	5.63			
		4.88	5.50				
Indian mackerel/ Maquereau des Indes Caballa de la India <i>Rastrelliger kanagurta</i>	Whole, IQF	1-6 pc/kg	0.98	1.10	Tanzania CIF	Yemen	
	Whole, frozen block	8- 12	0.93	1.05			
		12- 14	1.60	1.80			
		4-6 pc/kg	1.42	1.60 +	Thailand CIF		



Fish Species Trade Name	Product Form	Grading	Price per kg		Reference & Area	Origin
			As stated	EUR USD		
SMALL PELAGICS (cont.)						November 2018
Mackerel/Maquereau/ Caballa <i>Scomber scombrus</i>	Whole	3-4 pc/kg	1.05	1.18	Spain FOB	Spain
Horse Mackerel/ Chincard/ Jurel <i>Trachurus spp</i>	Whole	> 24 cm/pc	1.23	1.39	Morocco FOB for European market	Morocco
Herring/Hareng/Arenque <i>Clupeidae</i>	Fresh - fillet		2.73	3.08 +	Italy CPT	Denmark
	Fresh - whole	250-300 g/pc > 350	0.64	0.72	Russian Fed. wholesale Moscow	Russian Fed.
		> 25	1.52	1.71		
		> 300	0.75	0.85	Russian Fed. wholesale Vladivostok	
		> 250	0.57	0.64		
	70-100 g/pc	0.24	0.27 -	Poland FOB	Baltic	
Sprat/Sprat/Espadín <i>Sprattus sprattus</i>	Fresh - whole		0.15	0.17 +		
Sardine/Sardine/ Sardina <i>Sardina pilchardus</i>	Fresh - whole		1.30	1.46 -	Italy CPT	Croatia
			1.25	1.41		Spain
			0.98	1.10		Italy
	Fresh - fillet		1.80	2.03 =	FCA	France
			4.01	4.52		UK
			3.24	3.65 -		Spain
			3.80	4.28		Croatia
			1.09	1.23 -		Italy
			6.00	6.76 =		CPT
Whole, IQF, 3% glaze H& G						
CEPHALOPODS						November 2018
Squid/Encornet/Calamar <i>Loligo spp.</i>	Whole	S (< 18 cm)	5.20	5.86 -	Italy CIF	South Africa
		M (18-25)	7.60	8.56 +		
		L (25-30)	8.00	9.01 =		
		XL (>30)	8.00	9.01 =		
		S (< 18 cm)	4.70	5.30	Europe CFR	
		M (18-25)	7.30	8.23		
		L (25-30)	7.70	8.68		
		XL (>30)	7.70	8.68		
	S (< 18 cm)	5.90	6.65 =	Italy EXW		
	M (18-25)	7.80	8.79 =			
Frozen	11-14 cm	2.93	3.30	Europe CIF	USA	
whole, block frozen	< 5	5.33	6.00		India	
	6-15	5.68	6.40			
	10-40	4.04	4.55			
	> 40	3.51	3.95			
Whole	18-22 cm	7.65	8.62	Italy EXW	Falkland/ Malvinas Isl.	
	15-18	5.71	6.43			
	12-16	4.17	4.70			
	Squid tentacles		15.07	16.98		CPT
Whole, thawed		5.73	6.46	Argentina		



Fish Species Trade Name	Product Form	Grading	Price per kg		Reference & Area	Origin		
			As stated	EUR USD				
CEPHALOPODS (cont.)						November 2018		
<i>Loligo vulgaris</i>	Fresh - whole	100-300 g/pc	16.45	18.54	Italy FCA	Morocco		
		300-400	14.90	16.79 +				
		400-600	15.02	16.92 -				
		600-1000	13.50	15.21				
				< 100 g/pc	4.24	4.78 -	CPT	UK
				100-300	9.72	10.95 -		
				300-500	10.71	12.07		
					12.80	14.42 -		
		Whole, IWP, block	21-25 cm		12.88	14.51 -	CIF	Morocco
					12.50	14.08 +		
				12.00	13.52 +			
	Whole, block	16-20 cm		12.43	14.01 +	CIF	Morocco	
				9.91	11.17 +			
				8.63	9.72 -			
	Whole, block	16-20 cm		9.00	10.14	CIF	Morocco	
			11.89	13.40				
			8.57	9.66				
			8.19	9.23				
Thawed	21-25 cm		7.45	8.39 -	FOB	Morocco		
			7.99	9.00				
			9.74	10.97				
	11-25 cm		9.55	10.76	CPT	Morocco		
			9.00	10.14				
			9.00	10.14				
Squid/Encornet/Calamar <i>Loligo vulgaris</i>	Whole	2 small	6.80	7.66	Mauritania FOB for European market	Mauritania		
		3 small	6.60	7.44				
		4 small	5.30	5.97				
		small	7.80	8.79				
		medium	8.20	9.24				
		large	8.20	9.24				
	Fresh - whole	300-700 g/pc		18.50	20.84	Italy CPT	Portugal	
				4.22	4.75 -			
				3.73	4.20			
				4.79	5.40			
<i>Loligo forbesi</i> <i>Loligo duvaucelli</i>	Whole block		4.35	4.90	Europe CIF	India		
			3.46	3.90				
			4.13	4.65				
			3.37	3.80				
Squid/Encornet/Calamar <i>Loligo chinensis</i>	Whole cleaned, block frozen, 20% glaze	< 5	4.79	5.40	Germany CFR	China		
		< 10	4.35	4.90				
		11-20	4.35	4.90				
		21-40	3.46	3.90				
			4.13	4.65				
<i>Dosidicus gigas</i>	Raw fillet	2-4 kg/pc		0.88	Europe CFR	Chile		
				1.51			1.70	
	Raw tentacle	1-2, 2-3 kg/pc		0.88	Europe CFR	Peru		
				1.42			1.60	
				1.46			1.65	
	Raw wings whole without cartilage			0.53	Europe CFR	Chile		
				1.11			1.25	
	Necks open with cartilage			0.58	Europe CFR	Peru		
				1.42			1.60	
	Darum membraneless			5.33	Europe CFR	Chile		
				2.04			2.30	
	Boiled wings - skin-on			2.04	Europe CFR	Peru		
				2.04			2.30	



Fish Species Trade Name	Product Form	Grading	Price per kg		Reference & Area	Origin	
			As stated	EUR USD			
CEPHALOPODS (cont.)						November 2018	
Squid/Encornet/Calamar <i>Dosidicus gigas</i>	Squid rings - thawed		4.36	4.91	Italy CPT	Peru	
	Squid stripes - thawed		3.13	3.53			
	Squid tentacles		3.34	3.76			
Octopus/Poulpe/Pulpo <i>Octopus vulgaris</i>	Whole- FAS	T3	12.20	13.75	FOB CIF FOB CPT FCA Morocco FOB, for Spanish market Europe CFR Mauritania FOB CPT FCA CPT EXW France, wholesale	Morocco	
		T5	11.09	12.50			
	Whole, cleaned, thawed		14.83	16.71 +			
	Whole, thawed	T6	13.26	14.94 -			
		T5	13.75	15.49 -			
	Whole, bloc	T6	10.00	11.27 =			
		T7	10.82	12.19			
			9.88	11.13 +			
	Fresh	T1	8.88	10.01 -			
			11.07	12.47 -			
		T5	8.99	10.13			
		T6	8.64	9.74			
	Whole - FAS	T4	8.05	9.07 -			
		T1	16.25	18.31 =			
		T2	15.25	17.18 =			
T3		14.25	16.06 =				
Sushi slice 100% net weight	T4	13.25	14.93 =				
	T5	12.25	13.80 =				
	7 g/pc		17.40	19.60 +			
	9 g		17.40	19.60 +			
	boiled cut 100% net weight		11.98	13.50 +			
Flower type 90% net weight	1-2 kg/pc		7.90	8.90 +			
	>2		8.17	9.20 +			
Frozen in land, pots and glaciers, 1° and 2°	T3		14.82	16.70 -			
	T4		13.94	15.70 -			
	T5		12.96	14.60 -			
	T6		11.54	13.00 -			
	T7		11.19	12.61 -			
	T8		10.92	12.30 -			
	FAS	T3		14.65	16.50 -		
		T4		13.76	15.50 -		
T5			12.78	14.40 -			
T6			11.36	12.80 -			
T7			11.02	12.41 -			
T8			10.74	12.10 -			
Octopus/Poulpe/Pulpo <i>Eledone moschata</i>	Fresh		4.70	5.30	Italy CPT	Croatia	
			3.33	3.75	FCA	France	
			3.97	4.47	CPT	Italy	
			5.75	6.48	FCA	Spain	
		extra		11.35	12.79	CPT	Croatia
	Frozen	small		7.45	8.39	EXW	Tunisia
		medium		5.40	6.08		
		80-120 g/pc		5.35	5.68		
	Fresh	50-80		5.77	5.90	France, wholesale	Europe
		< 50		5.85	6.07		
Frozen			15.00	16.90 +			
			11.00	12.39 =			



Fish Species Trade Name	Product Form	Grading	Price per kg		Reference & Area	Origin		
			As stated	EUR USD				
CEPHALOPODS (cont.)						November 2018		
Cuttlefish/Seiche/ Sepia <i>Sepia spp.</i>	Whole, cleaned, IQF 20% glaze	< 10 pc/kg 11-20	5.75 5.81	6.48 6.55	Germany CFR	India		
	Fresh - whole	300-500 g/pc 200-300 500-1000	6.10 8.65 5.94	6.87 + 9.75 6.69 -	Italy CPT	France/UK		
	Fresh - whole, superior	300-500 g/pc 500-1000	7.94 8.40	8.95 + 9.46 +	CFR	Yemen		
	Frozen - whole	50-100 g/pc 100-200 200-300 300-500 400-600 600- 1000 500-1000 1000- 2000	4.49 5.46 5.46 5.46 5.46 5.46 5.46 5.46	5.06 6.15 6.15 6.15 6.15 6.15 6.15				
	Frozen at land - whole block	100-200 g/pc 200-300 >300	4.93 4.93 4.93	5.55 5.55 5.55				
	FAS- whole block	200-300 g/pc 300-500 500-1000 1000- 2000	5.19 5.19 5.19 5.19	5.85 5.85 5.85 5.85				
	Frozen - whole	200- 300 g/pc 300- 500 500- 1000	4.70 4.70 4.70	5.30 - 5.30 - 5.30 -				
		300-500 g/pc 500-1000 1000-2000	5.03 5.33 5.03	5.67 6.01 5.67			Italy CIF	Oman
	IQF, cleaned, 20% glaze	100-200 g/pc 200-300 300-400 400-600 600-800	6.80 6.80 6.80 6.80 6.80	7.66 7.66 = 7.66 = 7.66 = 7.66 =			FOB	Morocco
	Frozen, whole block	< 10 pc/kg 11-20	5.06 4.75	5.70 5.35			Europe CIF	India
	Frozen, whole block, cleaned		4.79 6.63	5.40 - 7.47				
	Whole, cleaned, 5*4 kg block 10% glaze	5-7 pc/kg 8-12 13-20	6.21 5.95 5.06	7.00 + 6.70 5.70			CFR	
	Whole, cleaned, 10kg pack 25% glaze, IQF	5-7 pc/kg 8-12	5.55 4.62	6.25 5.20 -				
	Fresh- whole, cleaned		15.50 15.50	17.46 = 17.46 =	France wholesale	France Europe		
	Frozen, whole	Medium Small	7.00 6.50	7.89 7.32				
	Frozen, slices		8.00	9.01 =				



Fish Species Trade Name	Product Form	Grading	Price per kg		Reference & Area	Origin	
			As stated	EUR USD			
CRUSTACEANS						November 2018	
Whiteleg shrimp/ Crevette pattes blanches/Camarón patiblanco <i>Penaeus vannamei</i>	PD, chemical treatment 100% net weight treated with non-phosphate	31-40 pc/lb	9.41	10.60 -	Europe CFR	Indonesia	
		41-50	9.14	10.30 -			
		51-60	8.43	9.50 -			
		61-70	8.17	9.20 -			
		71-90	7.63	8.60 -			
	91-120	7.19	8.10 -				
PUDT, 6*2 block, 100% net weight	51-60 pc/kg 61- 70 71- 90	51-60 pc/kg	7.46	8.40	India		
		61- 70	7.28	8.20			
		71- 90	7.10	8.00			
PD, 6*2 block, 100% net weight	31-40 pc/lb 41-50 51- 60 61- 70	31-40 pc/lb	7.19	8.10 +	Germany CFR	Vietnam	
		41-50	6.92	7.80 -			
		51- 60	6.57	7.40 -			
		61- 70	6.21	7.00 -			
PD, IQF 20 % glaze, treated	26 – 30 pc/ lb 31 – 40 41 – 50 51 – 60 61 - 70	26 – 30 pc/ lb	10.21	11.50	Germany CFR	Vietnam	
		31 – 40	9.76	11.00			
		41 – 50	8.79	9.90			
		51 – 60	8.30	9.35			
		61 - 70	7.90	8.90			
PD, cooked, IQF, 20 % glaze	60 – 80 pc/ lb	60 – 80 pc/ lb	6.57	7.40	Vietnam		
Whiteleg shrimp/ Crevette pattes blanches/Camarón patiblanco <i>Penaeus vannamei</i>	Head-on, Shell-on	30-40 pc/kg	9.10	7.50	South/Central America CIF for European main ports	Central America	
		40-50	6.50	7.10			
		50-60	7.20	6.35			
		60-70	6.80	6.10			
		70-80	6.30	5.85			
		80-100	5.06	5.70			
		> 100	4.35	4.90			
Giant river prawn/ Bouquet géant/ Langostino de río <i>Macrobrachium rosenbergii</i>	HLSO Easy peel, IQF, 25 % glaze, 75 % net weight	<5 pc/lb	11.98	13.50	Germany CFR	Bangladesh	
		6- 8	9.94	11.20			
		8- 12	7.46	8.40			
		13- 15	7.15	8.05			
Argentine red shrimp/ Salicoque rouge/ d'Argentine/Camarón langostín argentino <i>Pleoticus muelleri</i>	Head-on, shell-on	10-20 pc/kg	8.70	9.80 +	Spain EXW	Argentina	
		20-30	7.50	8.45 +			
		30-40	7.10	8.00 =			
		40-60	7.00	7.89 =			
	Headless, IQF	10-20 pc/kg 20-30 21-25 31-40 40- 70	10-20 pc/kg	5.52	6.22	Europe CIF	Argentina
			20-30	5.60	6.31		
			21-25	5.55	6.25		
			31-40	5.46	6.15		
			40- 70	9.41	10.60		
			35-55 pc/kg	7.10	8.00		
Tails	25-55 pc/kg	25-55 pc/kg	7.32	8.25	Ecuador		
		25-55 pc/kg	5.54	6.24			
Brown shrimp/ Crevette grise du Sud/ Camarón café sureño <i>Penaeus subtilis</i>	HLSO	7-12 pc/lb	23.09	26.01	Ecuador		
						7-12 pc/lb	
Scarlet shrimp/ Gambon écarlate/ Gamba carabineo <i>Plesiopenaeus edwardsianus</i>	Head-on, shell-on	8-12 pc/lb	27.32	30.78 =	Suriname		
		16- 20	23.21	26.15			
		30-40	15.39	17.34			



Fish Species Trade Name	Product Form	Grading	Price per kg		Reference & Area	Origin		
			As stated	EUR USD				
CRUSTACEANS (cont.)						November 2018		
Black tiger/Crevette tigrée/Camarón tigre <i>Penaeus monodon</i>	Headless 30% glaze, IQF	8-12 pc/lb	11.98	13.50 =	Russian Fed. CFR	Bangladesh		
		13-15	11.01	12.40 =				
		16-20	8.21	9.25 =				
		21-25	6.13	6.90 =				
		26-30	9.76	11.00 =				
	Headless, shell-on, block frozen	13-15 pc/kg	10.83	12.20	Europe CFR	Belgium		
		16-20	10.83	8.40				
		21-30	7.46	7.10				
		26-30	6.30	7.50				
		31-40	6.66	7.10				
	HOSO, net weight, net count block frozen	10-20 pc/kg	14.20	16.00		India		
		20-30	9.76	11.00				
Deep-water rose shrimp/ Crevette rose du large/ Gamba de altura/ Parapenaeus longirostris	Fresh - Peeled tail	Mixed	10.00	11.74	Italy CPT	Italy		
			9.00	10.14				
	Peeled, 25% glaze, IQF	160-180 pc/kg	9.60	10.82				Croatia
			220-280	8.88				
	Farmed, organic, cooked	20-30 pc/kg	26.00	29.30 =			France, wholesale	Madagascar
30-40			22.00	24.79 =				
40-50			16.50	18.59 =				
Farmed, cooked	40-50	15.50	17.46 =					
		24.00	27.04 =					
Fresh, organic, shell-on	32-34 pc/kg	26.00	29.30 =					
		22.00	24.79 =					
		16.50	18.59 =					
Northern prawn/ Crevette nordique/ Camarón norteño <i>Pandalus borealis</i>	Fresh	90-120	16.40	18.48	Spain CIF	Denmark		
		100-200	16.15	18.20				
		150-250	15.65	17.63				
Common shrimp/ Crevette grise/Quisquilla <i>Crangon crangon</i>	Fresh, shell-on		44.70	50.37	France, wholesale	Europe/ Northern Europe		
			11.70	13.18				
	Fresh, shell-on	42-49 pc/kg	16.50	18.59 =				
Norway lobster/ Langoustine/Cigala <i>Nephrops norvegicus</i>	Fresh - Whole	5-16 pc/kg	20.00	22.54 =	Retail	France		
		16-20	12.00	13.52 -				
		20-30	14.00	15.77 =				
		30-40	14.50	16.34 =				
	Frozen- Whole, cooked	20-40	20.00	22.54 =		Europe		
	Fresh - Whole, raw, bulk		18.55	20.90 +				
	Fresh - Whole, cooked bulk		24.54	27.65 -				
Fresh - Whole	3-5 pc/kg	na			Spain DDP	Netherlands		
			4X1.5 kg	4-7			19.50	30.27
				6-9			21.31	26.06
				8-12			19.35	20.59
				11-15			14.50	22.66
				16-20			16.25	18.31
				20-30			12.40	13.97



Fish Species Trade Name	Product Form	Grading	Price per kg			Reference & Area	Origin
			As stated	EUR	USD		
CRUSTACEANS (cont.)							
November 2018							
Norway lobster/ Langoustine/Cigala <i>Nephrops norvegicus</i>	Fresh - Whole, 4X1.5 kg	31-40	10.50	11.83	Spain DDP	Netherlands	
		41-50	8.52	9.60			
		Tails	13.35	15.04			
	Whole	00 pc/kg	0	17.20	19.38 =	Spain CIF	Scotland
			1	14.20	16.00 =		
			2	12.70	14.31 =		
			3	9.90	11.15 =		
			4	8.90	10.03 =		
			5	6.70	7.55 =		
			6	6.10	6.87 =		
	Fresh - whole	4	10- 15	26.25	29.58	Spain CIF	Netherlands
			5-9 pc/kg	18.00	20.28		
11-15			24.05	27.10			
16-20			13.86	15.62			
20-30			9.45	10.65			
Fresh - whole, head	6-9 pc/kg	31-40	8.64	9.74	Italy CPT	Denmark/ UK	
		41-50	5.61	6.32			
			5.81	6.55			
			22.15	24.96 +			
			13.65	15.38 -			
European lobster/ Homard européen/ Bogavante <i>Homarus gammarus</i>	Live - bulk	400-600 g/pc	25.00	28.17 +	France delivered to French vivier	Ireland	
		600-800	20.00	22.54			
	Fresh - whole	Large small	400-600 g/pc	27.50	30.99	Italy CPT	UK
			600-800	29.49	33.23		
			800-1000	20.76	23.39 +		
			> 1kg	22.17	24.98 +		
			22.63	25.50 +			
American lobster/ Homard américain/ Bogavante americano <i>Homarus americanus</i>	Live hard shell	> 3000g	16.68	18.79 +	Canada FOB for European mkt	Canada	
		450-550 g	13.87	15.63			
	Live hard shell	450-550 g		16.39	18.47 -	Europe CIF	USA
				11.95	13.46 +		
	Live soft shell	< 450 g/pc (canner size) > 450 (market size)		CAN 23.00	19.65 17.48	Europe CIF	Canada
				CAN 26.00	19.65 17.48		
			CAN 18.00	13.61 12.10			
Whole cooked netted lobster	canners market		CAN 25.00	18.90 16.81	Europe CIF	Canada	
				10.77 12.13			
Caribbean spiny lobster/ Langouste blanche/ Langosta común del Caribe <i>Panulirus argus</i>	Tails	5-6 oz	30.33	34.17	Europe CIF	Nicaragua	
		7-9 oz	29.84	33.62			
		10-24 oz	27.89	31.42			
	Whole, raw Cooked			15.09	17.00	Europe CIF	Nicaragua
			16.87	19.00			
Scalloped spiny lobster/ Langouste festonnée/ Langosta festoneada <i>Panulirus homarus</i>	Whole	100-200g	11.54	13.00	Taiwan CIF	Yemen	
		200-300	14.65	16.50			
		> 300	16.42	18.50			
	Whole, IWP	100-200g 200-300		12.43	14.00	Europe CIF	Yemen
				15.09	17.00		



Fish Species Trade Name	Product Form	Grading	Price per kg		Reference & Area	Origin
			As stated	EUR USD		
CRUSTACEANS (cont.)						November 2018
Edible crab/Tourteau/ Buey de mar <i>Cancer pagurus</i>	Live, bulk	T2 (13-16 cm)	2.55	2.87	France Auction	France
		500-700g	5.80	6.54 -		
		> 1kg	6.50	7.32 -		
Spinous spider crab/ Araignée européenne/ Centolla europea/ <i>Maja squinado</i>	Fresh - female		5.30	5.97	Italy CPT	UK
		male	4.50	5.07		
	female		5.62	6.33 -		France
		male	5.42	6.11 -		
	Fresh-female	small	5.00	5.63 -		
male		5.30	5.97 +			
Snow crab/ crabe des neiges/ Cangrejo de las <i>Chionoecetes opilio</i>	Frozen- meat		15.09	17.00	Europe CIF	
BIVALVES						November 2018
Oyster/Huître/Ostra <i>Crassostrea gigas</i>	Live	No. 3	8.92	10.05 +	France prod. Price/ average export price	Ireland/France
		60-100 g/pc	17.50	19.72	Spain CIF	Netherlands
		95-110 g/pc	17.65	19.89		Italy
		>130	14.62	16.47		Netherlands
Mussel/Moule/Mejillón <i>Mytilus edulis</i>	Live - Bottom mussel	Bulk	2.10	2.37 =	France wholesale	France
			1.80	2.03 =		Netherlands
	Live - Rope	60-80 pc/kg	2.00	2.25 =	Spanish market EXW	Spain
			no quotation			
	Fresh	20-25 pc/kg 25-30 30-40 40-70	1.92	2.16 =	Italy CPT	Italy
			1.40	1.58 =	FCA	Spain
Mussel/Moule/Mejillón <i>Mytilus galloprovincialis</i>	Fresh - whole skin-packed		1.40	1.58 =	Italy CPT	Spain
			2.15	2.42 =	FCA	
	IQF - shell-off, 7% glaze	200-300 pc/kg	2.15	2.42 =	CPT	
			3.00	3.38 =	CIF	Chile
Cooked mussel meat IQF	100-200 pc/kg 200-300 300-500	2.97	3.35	France CIF		
		2.66	3.00			
		2.40	2.70			
Mussel/Moule/Mejillón <i>Mytilus chilensis</i>	IQF mussel meat Whole, Vacuum Packed with Sauces Vacuum Packed without Sauces IQF Half Shell Mussels		2.58	2.91	Europe CFR	Chile
			2.81	3.16		
			2.04	2.30		
			3.53	3.98		
Razor shell/Couteau/ Navajas - <i>Solenidae</i>	Fresh	S	7.50	8.45	Spain CIF	Ireland
		M	8.60	9.69		
		L	10.25	11.55		
	Live	10-12 cm/pc	3.80	4.28		Netherlands
Scallops		10-20	16.96	19.10	Europe CIF	US
		20-30	15.46	17.42		



Fish Species Trade Name	Product Form	Grading	Price per kg			Reference & Area	Origin	
			As stated	EUR	USD			
BIVALVES (cont.)							November 2018	
Great atlantic scallop/ Coquille-St- Jacques/ Vieira <i>Pecten maximus</i>	Fresh whole shell, roe-on		3.80	4.28	-	France wholesale	France	
	Fresh whole shell, roe-off		3.60	4.06	-			
	Fresh, meat, roe-on		23.50	26.48				
	Frozen, meat, roe-on		29.50	33.24	+			
	Frozen, meat, roe-off		28.00	31.55	+			
	Fresh, whole shell, bulk, roe-on		37.10	41.80	+		Retail	
	Fresh, whole shell, bulk, roe-off		6.95	7.83	-			
Lyrate hard clam/ cythérée lyre <i>Meretrix lyrata</i>			1.38	1.55			Vietnam	
	Cooked		1.38	1.55		Europe CIF		
	IQF		1.38	1.55				
Asiatic hard clam/ Cythérée commune <i>Meretrix Meretrix</i>		40-80	1.95	2.20			Thailand	
Hard clam/ Praire Chirla mercenaria <i>Mercenaria mercenaria</i>			8.50	9.58	=	France wholesale	France	
Japanese carpet shell Palourde japonaise/ almeja japonesa <i>Venerupis philippinarum</i>		Large	11.00	12.39	=			
SALMON							November 2018	
Atlantic salmon/ Saumon de l'Atlantique/ Salmón del Atlántico <i>Salmo salar</i>	Fresh - gutted, head-on	2-3 kg/pc	7.10	8.00	=	France wholesale	Norway	
		3-4	7.20	8.11	+			
		4-5	8.00	9.01	=			
		5-6	8.00	9.01	=			
		6-7	8.80	9.92	-			
		2-3 kg/pc	7.70	8.68	-		Scotland	
		Superior quality	9.80	11.04	-			
		Smoked- Fillet, vaccuum reconstituted sides	1-2 kg/pc	30.50	34.37	=		
		Fresh- Fillet	3-4 kg/pc	11.00	12.39	+		Norway
		Smoked- Fillet, vaccuum reconstituted sides	1-2 kg/pc	30.00	33.80	=		
	Fresh - gutted, head-on, Superior quality	2-3 kg/pc		11.85	13.35		Spain CIF	Scotland
		3-4		11.85	13.35			
		4-5		11.85	13.35			
		5-6		11.85	13.35			
6-7			11.85	13.35				
Fresh - gutted, head-on	1-2 kg/pc		NOK 42.23	4.43	4.98 -	Norway FOB	Norway	
	2-3		NOK 48.70	5.11	5.75 +			
	3-4		NOK 55.42	5.81	6.54 +			
	4-5		NOK 58.34	6.12	6.88 +			
	5-6		NOK 60.92	6.39	7.19 +			
	6-7		NOK 67.09	7.03	7.91 -			
	7-8		NOK 69.92	7.33	8.25 -			
	8-9		NOK 71.24	7.47	8.40 -			
	> 9		NOK 68.94	7.23	8.13 -			



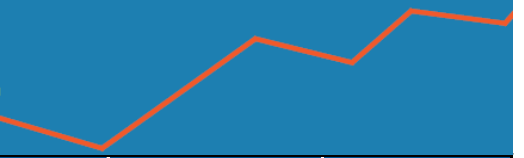
Fish Species Trade Name	Product Form	Grading	Price per kg			Reference & Area	Origin
			As stated	EUR	USD		
SALMON (cont.)							November 2018
Atlantic salmon/ Saumon de l'Atlantique/ Salmón del Atlántico <i>Salmo salar</i>	Fresh	3-4 kg/pc	6.90	7.77		Spain CFR	Norway
	guttled, head-on	4-5 kg/pc	6.30	7.10 =		Tunisia CFR	
		5-6	7.85	8.85			
	IQF - salmon slices		9.73	10.96		Europe CFR	
	Fresh - salmon cubes 8x8x8		9.73	10.96			
	Fresh - Whole - Superior	2-3 kg/pc	5.38	6.06 -		Italy DDP	Norway
		3-4	5.70	6.42 -			
		4-5	6.06	6.83 -			
		5-6	6.28	7.08 -			
		6-7	7.21	8.12 -			
		7-8	7.38	8.32 -			
		8-9	7.15	8.06			
		9-10	6.70	7.55			
		Fresh- Whole	3-4	5.56	6.26 -		
	4-5		5.84	6.58 -			
	5-6		6.09	6.86 -			
	Fillet, cooked		5.09	5.74			Denmark
	IQF portion, 10% glazing	100-150 g/pc	9.90	11.15 =			
	Head-on, gutted, grade 1	6-7 kg/pc	5.08	5.72		Denmark DDP	Chile
	Fillet, interleaved	1-2 lb/pc	4.87	5.49			
2-4		4.17	4.70				
Fillet, VAC	1-2 lb/pc	6.10	6.87				
	3-4	6.15	6.93				
Fillet, IQF	2-3 lb/pc	6.15	6.93				
	4-5	6.88	7.75				
Bits and pieces		6.75	7.60		Europe CIF		
scapped meat		4.88	5.50				
Pink salmon/ saumon rose/ Salmón rosado <i>Oncorhynchus gorbuscha</i>	green roe- Premium grade		28.87	32.52			USA
	green roe- Standard grade		12.72	14.33			
TROUT							November 2018
Trout/Truite/Trucha <i>Salmo trutta</i>	Whole, gutted, fresh on ice	0.25-0.4 kg/pc	HUF 1222	3.80	4.27	Hungary ex-farm	Hungary
	Fillet - farmed	200-400 g/pc		9.10	10.25	Italy ex-farm	Italy
	Fresh - farmed	500-700 g/pc		3.70	4.17		
Rainbow trout/ Truite arc-en-ciel/ Trucha arco iris <i>Oncorhynchus mykiss</i>	Fresh	300-400 g/pc		4.02	4.53 +	CPT	
	Guttled	150-300 g/pc		4.80	5.41 +		
		300-500 g/pc		5.00	5.63 =		
	Fresh- whole			6.00	6.76 -	France wholesale	France
	Fillet			9.50	10.70 =		
	Fillet, smoked			26.00	29.30 =		
Whole, gutted, bulk			11.69	13.17 -	Retail		



Fish Species Trade Name	Product Form	Grading	Price per kg			Reference & Area	Origin
			As stated	EUR	USD		
FRESHWATER FISH							
November 2018							
Carp/Carpe/Carpa <i>Cyprinus spp.</i>	Live	1.2-5 kg/pc	HUF 911	2.83	3.18	Hungary ex farm EXW	Hungary
	Fresh, whole, gutted, head-off	0.7-4.5 kg/pc	HUF 1086	3.38	3.79		
	Fresh on ice - slices		HUF 1473	4.58	5.14		
	Fresh on ice - fillets		HUF 1577	4.90	5.51		
Crucian Carp/Carassin Carpín <i>Carassius carassius</i>	Live	0.45-0.9 kg/pc	HUF 392	1.22	1.37		
Grass Carp/ Carpe chinoise/Carpa China <i>Ctenopharyngodon idellus</i>	Live	0.8-3 kg/pc	HUF 701	2.18	2.45		
	Fresh, whole, gutted, head-off		HUF 1093	3.40	3.82		
Bighead carp/Carpe à grosse tête/Carpa capezona <i>Aristichthys nobilis</i>	Fresh gutted, head-off	0.7-5.0 kg/pc	HUF 771	2.40	2.69		
	Fresh on ice - slices		HUF 1052	3.27	3.67		
	Fresh on ice - fillets		HUF 1753	5.45	6.12		
	Live	1-5.5 kg/pc	HUF 420	1.31	1.47		
Nile perch/Perche du Nil/Perca del Nilo <i>Lates niloticus</i>	Fillet - skinless	300-500 g/pc		4.88	5.50	EU CFR	Uganda
	Interleaved, 100% net weight	500-1000		5.73	6.45		
	Fresh whole	200-400 g/pc		2.78	3.13 +	Italy FCA	Tanzania
	yellow	200-400 g/pc		3.56	4.01 -		
	red	200-400 g/pc		3.01	3.39 +		
	green	200-400 g/pc		2.96	3.34 +		
	Fresh fillet	200-400 g/pc		5.27	5.94		
		400-700		3.49	3.93		
Fillet - skinless, PBI, IWP	500-1000 g/pc		5.73	6.45	Spain CFR		
Pike perch/Sandre/ - Lucioperca <i>Sander lucioperca</i>	Fillet - skin-on- Wild		HUF 3858	11.99	13.47	Hungary EXW	Poland
	Fresh on ice- whole, gutted, head-on	0.27-0.85 kg/pc	HUF 2423	7.53	8.46		Hungary
Nile Tilapia/Tilapia du Nil/Tilapia del Nilo <i>Oreochromis niloticus</i>	Fillet - skinless, IQF, PBO non-treated, 10% glaze	5-7 oz/pc		3.85	4.00	Spain CFR	China
North African catfish/ Poisson chat nord- africaine/ pez gato <i>Clarias gariepinus</i>	Fresh - fillets skinless		HUF 2034	6.32	7.10	Hungary ex farm	Hungary
	Fresh - fillets skin-on		HUF 1332	4.14	4.65		
	Fresh, whole, gutted, head-off	0.6-1.5 kg/pc	HUF 1262	3.92	4.41		
	Fresh, whole, gutted, head-on	0.5- 2 kg/pc	HUF 665	2.07	2.32		
European catfish/ Silure glane/Siluro <i>Silurus glanis</i>	Live	0.8- 4 kg/pc	HUF 1682	5.23	5.87	Hungary ex farm	Hungary
		2.5-8	HUF 1928	5.99	6.73		
	Fresh on ice - slices		HUF 2408	7.48	8.41		
	Fresh on ice - fillets		HUF 1606	4.99	5.61		
Striped catfish/Silure requin/Tiburón pangasio <i>Pangasius hypophthalmus</i>	Fillet, thawed			3.65	4.11	Italy CIF CPT	Vietnam
	Fillet, IQF, white - 20% glaze	120-170 g/pc		2.02	2.28		
		170-220		2.02	2.28		
	Fillet, IQF, white - 5% glaze			3.09	3.48	Spain CFR	
	Fillet, IQF, white - 20% glaze	120-170-220		1.95	2.20		
	Fillet, 100% net weight, IQF	g/pc		2.22	2.50		
	Fillet, 100% net weight, interlvd			2.17	2.45		



Fish Species Trade Name	Product Form	Grading	Price per kg		Reference & Area	Origin
			As stated	EUR USD		
NON-TRADITIONAL SPECIES						
						November 2018
Sturgeon/Sturgeon/ Esturione <i>Acipenseridae</i> <i>A.baeri</i>	Frozen - Whole	1.5-2 kg/pc	5.00	5.63 =	France CIF	France
	Gutted	5-7 kg/pc	6.50	7.32 =		
	Filletts	200-300 g/pc	11.50	12.96 =		
		800-1000	11.50	12.96 =		
Caviar (Aquitaine) metal boxes		9.00	10.14 =			
Ribbonfish <i>Trichiurus lepturus</i>	Whole, IWP	300-1500 g/pc	2.50	2.82	Europe CFR	Senegal
		100-200 g/pc	3.20	3.60 +	Taiwan CIF	Yemen
		200-300	3.20	3.60 +		
		300-500	3.20	3.60 +		
		500-700	3.20	3.60 +		
		700-1000	3.20	3.60 +		
European eel/ Anguille d'Europe/ Anguilla europea <i>Anguilla anguilla</i>	Smoked	Medium	47.00	52.96 =	France wholesale	Europe
Spinycheek Grouper/ Mérour Épineux/ Mero Espinado <i>Epinephelus diacanthus</i>		1-2 kg/pc	6.77	7.63	Italy CPT	Oman
Dusky grouper Mérour noir/Mero moreno <i>Epinephelus marginatus</i>	H&G	3-5 kg/pc	4.97	5.60 +	Europe CIF	Yemen
		> 5	4.97	5.60 +		
	IWP, gutted	> 3 kg/pc	4.44	5.00		
White grouper/ Merou blanc/Cherna de ley <i>Epinephelus aeneus</i>	Whole, gutted	3-5 kg/pc	4.44	5.00		
		5-10	4.44	5.00		
		> 10	4.44	5.00		
	Whole	1- 2 kg/pc	10.97	12.36 -	Italy FCA	Mauritania
		2- 4	11.90	12.77 -		
		4- 7	12.68	13.31 -		
		7- 10	12.23	13.22 -		
Crimson jobfish Colas fil/Panchito hebra. <i>Pristipomoides filamentosus</i>	Whole, gutted	2- 3 kg/pc	3.06	3.45	Europe CIF	Yemen
		3- 5	3.06	3.45		
		5- 10	3.06	3.45		
Spangled emperor/ Empereur moris/ Emperador relámpago <i>Lethrinus nebulosus</i>	Whole, gutted	1- 2 kg/pc	2.66	3.00		
		2-3	2.89	3.25		
		3-5	2.89	3.25		
	IQF, H&G	3- 5	4.08	4.60 =		
Common dolphinfish (Mahi Mahi)/Coryphène commune/ Lampuga <i>Coryphaena hippurus</i>	Whole, gutted	2-3 kg/pc	2.71	3.05		
		3- 5	2.71	3.05		
		5- 10	2.71	3.05		



Fish Species Trade Name	Product Form	Grading	Price per kg		Reference & Area	Origin	
			As stated	EUR USD			
SEABASS/SEABREAM/MEAGRE						November 2018	
Seabass/Bar, Loup/Lubina <i>Dicentrarchus labrax</i>	Fresh - whole farmed	200-300 g/pc	3.50	3.94 -	Greece FOB	Greece	
		300-450	3.90	4.39 -			
		450-600	4.20	4.73 -			
		600-800	5.50	6.20 -			
		800-1000	6.80	7.66 -			
		> 1000	8.80	9.92 -			
		200-300 g/pc	3.70	4.17 -			Italy CIF
		300-450	4.10	4.62 -			
		450-600	4.40	4.96 -			
		600-800	5.70	6.42 -			
	800-1000	7.00	7.89 -				
	200-300 g/pc	9.00	10.14 -				
	Fresh - whole farmed	200-300 g/pc	3.75	4.23 -	France CIF	Greece	
		300-450	4.15	4.68 -			
450-600		4.45	5.01 -				
600-800		5.75	6.48 -				
800-1000		7.05	7.94 -				
> 1000		9.05	10.20 -				
200-300 g/pc		3.74	4.21 -	Spain CIF			
300-450		4.14	4.66 -				
450-600		4.44	5.00 -				
600-800		5.74	6.47 -				
800-1000	7.04	7.93 -					
> 1000	9.04	10.19 -					
Seabass/Bar, Loup/Lubina <i>Dicentrarchus labrax</i>	Fresh - whole farmed	200-300 g/pc	3.77	4.25 -	Germany CIF	Greece	
		300-450	4.17	4.70 -			
		450-600	4.47	5.04 -			
		600-800	5.77	6.50 -			
		800-1000	7.07	7.97 -			
		> 1000	9.07	10.22 -			
		200-300 g/pc	3.75	4.23 -			Portugal CIF
		300-450	4.15	4.68 -			
		450-600	4.45	5.01 -			
		600-800	5.75	6.48 -			
		800-1000	7.05	7.94 -			
		> 1000	9.05	10.20 -			
	200-300 g/pc	3.93	4.43 -	UK CIF			
	300-450	4.33	4.88 -				
	450-600	4.63	5.22 -				
	600-800	5.93	6.68 -				
	800-1000	7.23	8.15 -				
	> 1000	9.23	10.40 -				
200-300 g/pc	3.00	3.38 -	Italy FCA				
300-450	3.42	3.85 -					
450-600	3.67	4.14 -					



Fish Species Trade Name	Product Form	Grading	Price per kg		Reference & Area	Origin	
			As stated	EUR USD			
SEABASS/SEABREAM/MEAGRE (cont.)						November 2018	
Seabass/Bar, Loup/Lubina <i>Dicentrarchus labrax</i>		600-800	5.30	5.97 -	Italy FCA	Greece	
		800-1000	6.89	7.76 -			
		1000-1500	8.71	9.81 -			
		1500- 2000	10.55	11.89 +			
		> 2000	13.42	15.12 -			
		Wild	200-300 g/pc	4.50	5.07	Spain CIF	Canary Island (Spain)
			300-400	4.50	5.07		
			400-600	5.00	5.63		
			600-800	6.00	6.76		
			800-1000	8.00	9.01		
			1000-1500	9.12	10.28		
			1500-20000	12.50	14.08		
			1000-2000 g/pc	10.80	12.17	France	
			2000-3000	11.80	13.30		
3000-4000	14.30		16.11				
Fresh - whole - wild Atlantic	1000-2000 g/pc	na	na	Italy FCA	Morocco		
	> 2000	na	na				
	> 3000	na	na				
Fresh - whole - wild Mediterranean	600-800	9.50	10.70 =	Italy CPT	Egypt		
	800-1000	9.50	10.70 =				
	1000-2000	11.59	13.06 +				
	> 2000	12.31	13.87 +				
	Farmed - Orbetello	Large	10.70	12.06 =	FCA	Italy	
Medium		9.70	10.93 =				
Small		7.60	8.56				
Gilthead seabream/ Dorade royale/Dorada <i>Sparus aurata</i>	Fresh - whole farmed	200-300 g/pc	3.40	3.83 -	Greece FOB	Greece	
		300-450	3.70	4.17 -			
		450-600	3.90	4.39 -			
		600-800	5.00	5.63 -			
		800-1000	6.80	7.66 -			
		> 1000	9.00	10.14 =			
		200-300 g/pc	3.60	4.06 -	Italy CIF		
		300-450	3.90	4.39 -			
		450-600	4.10	4.62 -			
		600-800	5.20	5.86 -			
		800-1000	7.00	7.89 -			
		> 1000	9.20	10.37 =			
		200-300 g/pc	3.65	4.11 -	France CIF		
		300-450	3.95	4.45 -			
		450-600	4.15	4.68 -			
		600-800	5.25	5.92 -			
		800-1000	7.05	7.94 -			
		> 1000	9.25	10.42 =			



Fish Species Trade Name	Product Form	Grading	Price per kg			Reference & Area	Origin
			As stated	EUR	USD		
SEABASS/SEABREAM/MEAGRE (cont.)							
November 2018							
Gilthead seabream/ Dorade royale/Dorada <i>Sparus aurata</i>	Fresh - whole farmed	200-300 g/pc	3.64	4.10 -	Spain CIF	Greece	
		300-450	3.94	4.44 -			
		450-600	4.14	4.66 -			
		600-800	5.24	5.90 -			
		800-1000	7.04	7.93 -			
		> 1000	9.24	10.41 =			
		200-300 g/pc	3.67	4.14 -			Germany CIF
		300-450	3.97	4.47 -			
		450-600	4.17	4.70 -			
		600-800	5.27	5.94 -			
		800-1000	7.07	7.97 -			
		> 1000	9.27	10.44 =			
		200-300 g/pc	3.65	4.11 -			Portugal CIF
		300-450	3.95	4.45 -			
		450-600	4.15	4.68 -			
	600-800	5.25	5.92 -				
	800-1000	7.05	7.94 -				
	> 1000	9.25	10.42 =				
	200-300 g/pc	3.83	4.32 -	UK CIF			
	300-450	4.13	4.65 -				
450-600	4.33	4.88 -					
600-800	5.43	6.12 -					
800-1000	7.23	8.15 -					
> 1000	9.43	10.63 =					
Pagrus pagrus Diplodus sargus	wild	600-800 g/pc	13.50	15.21 -	Italy FCA	Morocco	
		800-1000	14.88	16.77 -			
		1000-2000	16.29	18.35 -			
		> 2000	16.17	18.22 +			
	farmed	200-300 g/pc	3.68	4.15 -	Greece		
		300-400	3.68	4.15 -			
		400-600	3.67	4.14 -			
	wild	400-600 g/pc	10.33	11.64 -	CPT	Egypt	
		600-800	10.90	12.28 +			
		800-1000	10.90	12.28 =			
		1000-2000	10.90	12.28 =			
	farmed	600-800 g/pc	19.00	21.41	DAP	Tunisia	
		800-1000	17.50	19.72			
	farmed Orbetello	300-500 g/pc	8.02	9.04 +	CPT	Senegal	
			8.50	9.58			
Large		10.70	12.06	FCA			Italy
Medium	9.70	10.93					
Small	7.60	8.56					
Wild	500-700 g/pc	10.24	11.54 -	Morocco			
	700-1000	9.40	10.59 -				
	1000-2000	10.66	12.01 -				
Japanese threadfin bream/ Cohana japonaise/ Baga japonesa <i>Nemipterus japonicus</i>	Whole	100-200 g/pc	1.73	1.95	Vietnam CIF	Yemen	
		200- 300	2.00	2.25			
		300- 500	2.00	2.25			
	Whole, frozen at sea, block	100- 200 g/pc	2.45	2.76	USA CIF		
		> 200	2.81	3.16			



Fish Species Trade Name	Product Form	Grading	Price per kg		Reference & Area	Origin
			As stated	EUR USD		
SEABASS/SEABREAM/MEAGRE (cont.)						November 2018
Santer seabream/ Denté nufar/Dentón nufar <i>Cheimerius nufar</i>		500-1000 g/pc	6.96	7.84 +	Italy CPT	Oman
		1000-2000	6.96	7.84 +		
Meagre/Maigre commun/Corvina <i>Argyrosomus regius</i>	Fresh - Whole farmed	500-1000 g/pc	5.54	6.24 +	Italy FCA	Greece
		1000-2000	5.83	6.57 +		
		> 2000	6.50	7.32 +		
		> 3000	7.50	8.45 +		
	wild	> 2000 g/pc	7.57	8.53	CIF	Egypt
		600-800 g/pc	6.30	7.10 -	CPT	
		800-1000	6.30	7.10 -		
		1000-2000	6.51	7.34 +		
Fresh- whole, wild	2000-4000	6.42	7.23 -			
	> 1000 g/pc	12.50	14.08 =	France wholesale	France	



The European Fish Price Report is a monthly GLOBEFISH publication. This issue was prepared by Helga Josupeit, Nada Bougouss, Felix Dent, and Silvio Alejandro Ricardo Catalano Garcia.

PRICE REFERENCE (INCOTERMS 2010)

CFR	Cost and Freight
CIF	Cost, Insurance and Freight
CIP	Carriage and Insurance Paid To
CPT	Carriage Paid To
DAT	Delivered at Terminal
DAP	Delivered at Place
DDP	Delivered Duty Paid
EXW	Ex Works
FCA	Free Carrier
FAS	Free Alongside Ship
FOB	Free on Board

PRODUCT FORM

C&P	Cooked and Peeled
FAS	Frozen at Sea
H&G	Headed and Gutted
HOG	Head on Gutted (salmon)
IQF	Individually Quick Frozen
IWP	Individually Wrapped Pack
PBI	Pinbone In
PBO	Pinbone Off
PD	Peeled and Deveined
PTO	Peeled Tail On
PUD	Peeled, Undeveined

CURRENCY RATES

		US\$	EUR
Canada	CAD	1.32	1.49
Hungary	HUF	286.45	321.72
Norway	NOK	8.48	9.54
USA	USD		1.13
EU	EUR	0.89	
Denmark	DKK	6.62	7.46
Russia	RUR	67.63	76.18

Exchange Rates: 13.11.2018

SYMBOLS

- + Price increased in original currency since last report
- Price decreased in original currency since last report
- = Updated but unchanged price
- * New insertion
- Not updated since last issue

**GLOBEFISH Market Reports are available from the GLOBEFISH web site:
www.fao.org/in-action/globefish**

All rights reserved. No part of FAO/GLOBEFISH European Fish Price Report may be reproduced, stored in a retrieval system, or transmitted in any form or by any means (electronic, mechanical, photocopying or otherwise), without prior permission. Requests for use of this material (including purpose and extent) should be addressed to: GLOBEFISH - Fisheries and Aquaculture Department - Food and Agriculture Organization, Viale delle Terme di Caracalla, 00153 Rome, Italy.



**Food and Agriculture
Organization of the
United Nations**

Food and Agriculture Organization of the United Nations
Fisheries and Aquaculture Policy and Resources Division
Products, Trade and Marketing Branch

Viale delle Terme di Caracalla

00153 Rome, Italy

Tel +39 06 5705 2884

www.fao.org/in-action/globefish

 @FAOfish #FAOglobefish

