

# EUROPEAN PRICE REPORT

**Issue 02/2013  
February 2013**

*The **European Fish Price Report**, based on information supplied by industry correspondents, aims to provide guidance on broad price trends. Price information is indicative and should be used only for forecasting medium- and long-term trends.  
FAO is not responsible for any errors or omissions.*

## INDEX FOR PRICES

Groundfish	9
Flatfish	9
Tuna	10
Small Pelagics	11
Cephalopods	11
Crustaceans	12
Bivalves	13
Salmon	14
Trout	14
Freshwater fish	14
Non Traditional Species	15
Seabass-Seabream-Meagre	16

## LATEST TRENDS

Price and market developments in Europe are quite mixed. Although the economic sentiment for the most part is quite pessimistic, seafood demand is firmly entrenched and it is more a question of margins and prices, rather than a decline in volumes. A number of products have also firmed recently, especially farmed species as production is now better matching demand. Salmon, bass and bream, turbot and oysters all ended higher although for different reasons.

Not all markets are the same however. Demand in northern Europe is fairly sustained and Russia and central and eastern Europe are all showing positive developments in fish consumption and imports.

At the same time, the healthy state of several important fish stocks such as Arctic cod is now placing downward pressure on prices with processors and exporters unable to pay the prices demanded by the fishermen. As many of the traditional destinations for cod are found in southern Europe, the weakness of these markets has not improved the situation.

### Upcoming CITES CoP in March in Bangkok

CITES (the Convention on International Trade in Endangered Species of Wild Fauna and Flora) is an international agreement between governments. Its aim is to ensure that international trade in specimens of wild animals and plants does not threaten their survival. Every three years, its member governments meet to decide on proposals for the listing of additional species for which trade restrictions should be imposed.



The 16th meeting of the Conference of the Parties to CITES will be held from 3-14 March in Bangkok, Thailand, to consider proposals to amend Appendices I and II. The following commercially exploited aquatic fish species have been proposed for inclusion in Appendices I and II: Oceanic whitetip shark, three species of hammerhead shark, porbeagle shark, various manta ray spp., freshwater sawfish, the Ceja river stingray, and the Ocellate and rosette river stingrays.

This is a link to the list of proposals to amend Appendices I and II and the CITES Secretariat's recommendations:

[http://www.cites.org/eng/cop/16/doc/Proposals\\_with\\_Secretariat\\_comments.pdf](http://www.cites.org/eng/cop/16/doc/Proposals_with_Secretariat_comments.pdf)

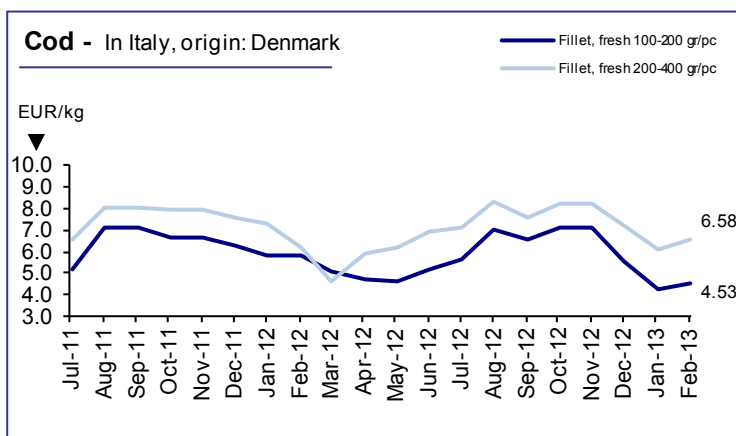
and this link is to the FAO Report of the Expert Advisory panel assessing the fish species proposals:

<http://www.fao.org/docrep/017/ap999e/ap999e.pdf>

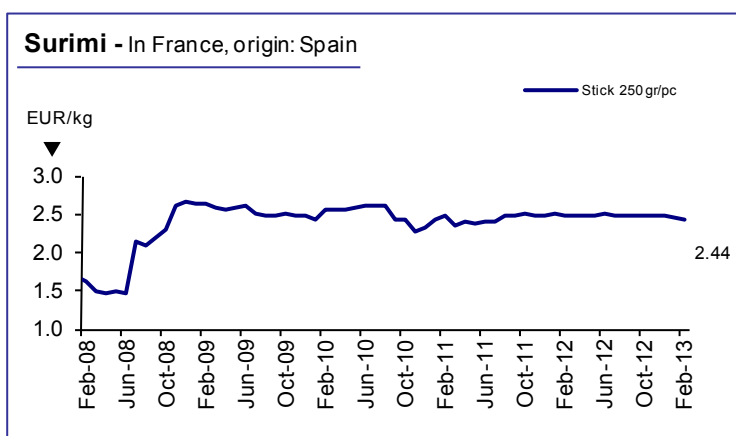
## GROUND FISH

The European market for hake and hoki remains unchanged with last season's stocks close to being finished and the market waiting for the new season's prices.

According to the Norwegian Seafood Council, the value of Norway's groundfish exports including clipfish, salted fish and stockfish in January totaled NOK 1.04 billion. This is NOK 105.3 million or 11% more than in January last year. Prices were reduced on average 14% but this was more than made up for by strong growth in the volume of exports. Norwegian cod prices fell by 19%.

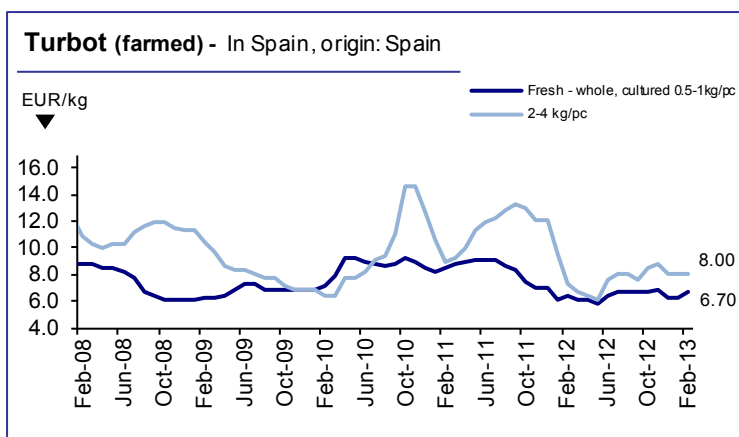


The Barents Sea cod market situation is very difficult at the moment. Fishing activity is not profitable at the price requested by the market. The Norwegian Fishermen's Sales Organization has lowered the minimum price but it seems that not all the fish is sold at this price. The fishing season will restart soon and stakeholders are awaiting the new season to see how this dilemma is solved.



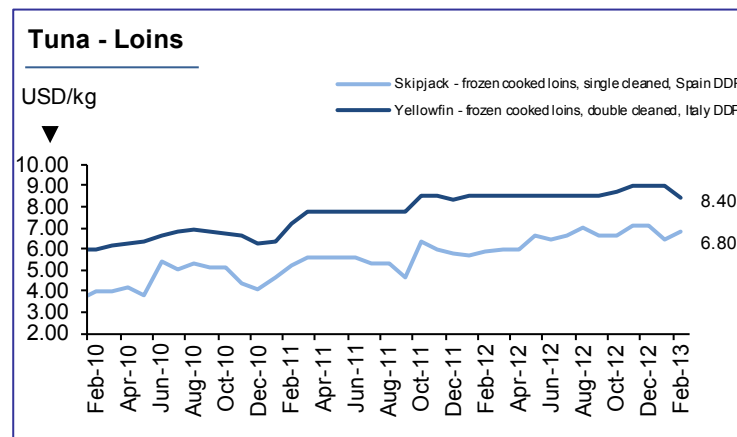
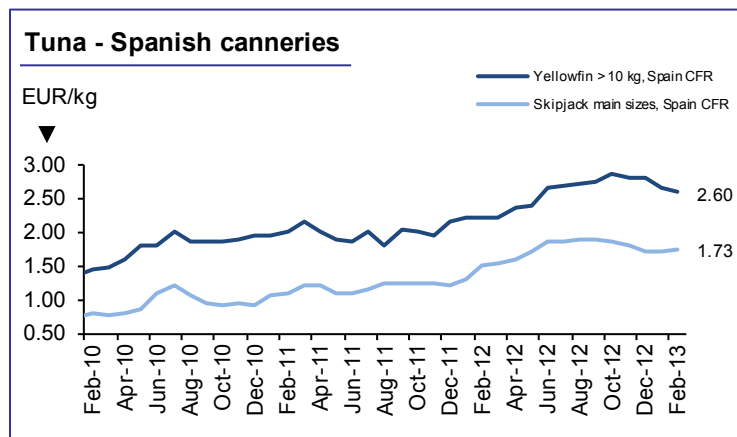
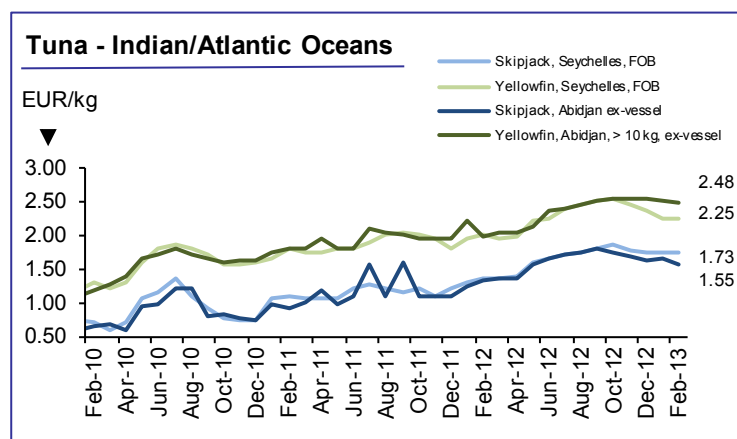
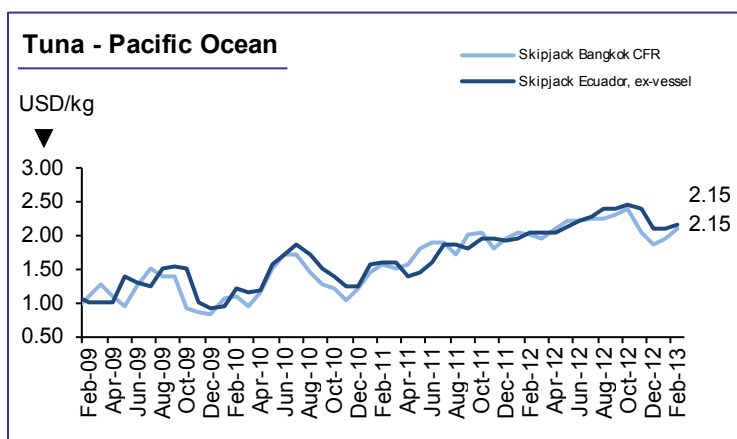
The 2013 cod quota in the North Sea has been rolled over from 2012 and will stay at 78 300 tonnes. Thus, the quota for Scottish fishers will remain at 10 311 tonnes thanks to the successful bilateral negotiations between the European Union and Norway.

## FLATFISH



In Spain, turbot demand is quite low at the moment. However, because some farmers have sold out their stocks, availability is reduced allowing prices to show some recovery.

## TUNA



Catches of tuna by purse seiners operating in the **Western and Central Pacific** remain low. Skipjack prices thus continue to rise and are now over USD 2 100, up from last month's USD 1 950 per tonne CFR Bangkok.

Since the end of IATTC's closure period on 18 January in the **Eastern Pacific**, fishing effort has returned to the customary levels. The past two weeks have seen a big increase in catching. Skipjack prices are firm and have stabilized at about USD 2 150 – 2 200 ex vessel Ecuador.

The Spanish and French purse seiners in the **Indian Ocean** continue to catch mainly yellowfin, but on the whole poor fishing persists. Prices have levelled at EUR 2 250 ex vessel Seychelles. Skipjack is in short supply at EUR 1 730 FOB Seychelles.

Overall, prices in the **Atlantic Ocean** have softened slightly as a result of increased catches. The price of skipjack is EUR 1 550 ex vessel in Abidjan. Yellowfin is EUR 2 475 ex vessel Abidjan.

Prices for tuna raw material in **Europe** have weakened where yellowfin is now being traded as low as EUR 2 600 and EUR 1 700 to EUR 1 750 for skipjack.

Meanwhile the market price for double cleaned yellowfin loins was steady at USD 8 400 DDP Italy with skipjack loins sold at USD 6 800 CFR Spain for single cleaned and USD 7 050 CFR for double cleaned. Large volumes of loins have been shipped from Chinese and Southeast Asian producers to the EU against the 22 000 tonnes 2013 zero duty quota. As of 6 February, 10 483 tonnes have already been imported according to EU Customs data. Last year the quota of 15 000 tonnes was not filled until June.

---

### SMALL PELAGICS

---

For the second time this winter, a mass of dead herring have been found in a small Icelandic fjord, causing considerable concern. According to the Director of Iceland's Marine Research Institute, roughly one season's worth of herring has been lost. It is estimated that over 50 000 tonnes of herring died during the two incidents which occurred in little more than two months. The Government has increased funding for monitoring in the area to determine what can be done to prevent more fish from dying off. Researchers in Iceland are blaming low oxygen levels in a shallow fjord. Some blame recent construction in the region for the kills. This represents a massive loss for the Icelandic fishing industry and the national economy.

In Scotland, mackerel prices have increased as the season is over and quantities were sold very quickly.

According to the Norwegian Seafood Council, the value of exports of Norwegian herring in January declined by NOK 240 million or 40% to a value of NOK 365 million from January last year. The steepest fall was in exports to Ukraine, down in value by NOK 75 million to a total of NOK 21 million. Russia was the biggest market for Norwegian herring, with exports in January valued at NOK 92 million, down by NOK 63 million compared with the same month last year. In January, exports of mackerel from Norway fell in value by NOK 208 million or 54% to a total of NOK 180 million. Russia was the biggest market for mackerel from Norway, with exports in January valued at NOK 26 million, down by NOK 13 million from January last year.

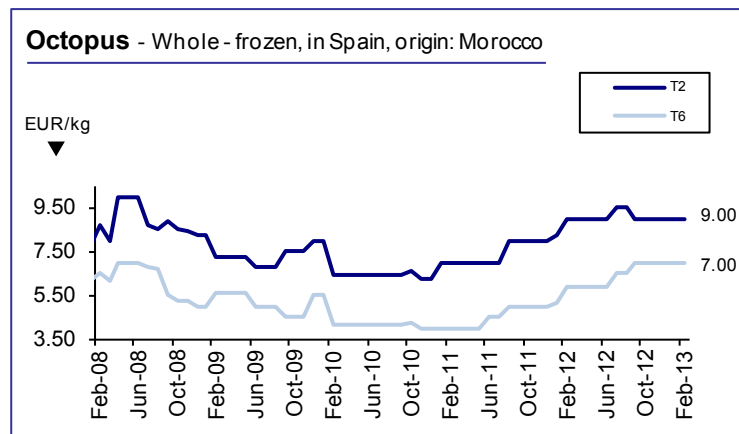
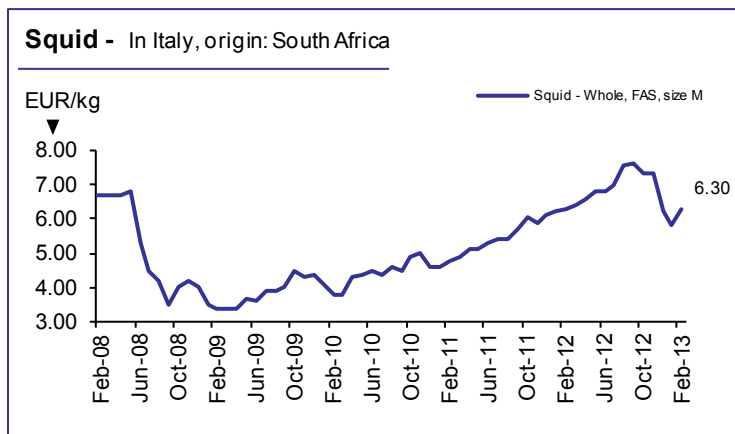
---

### CEPHALOPODS

---

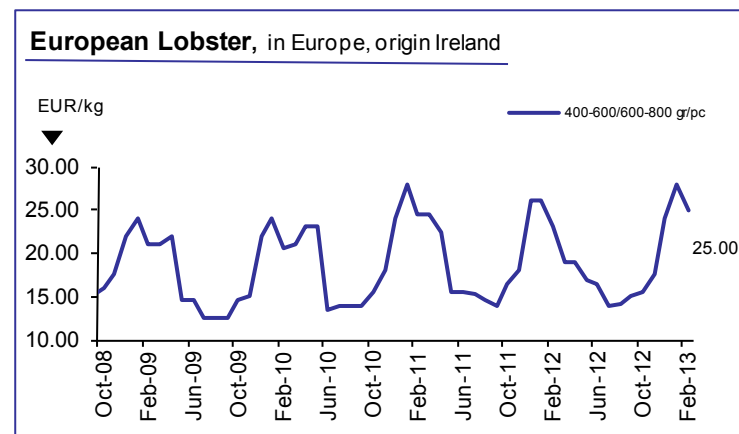
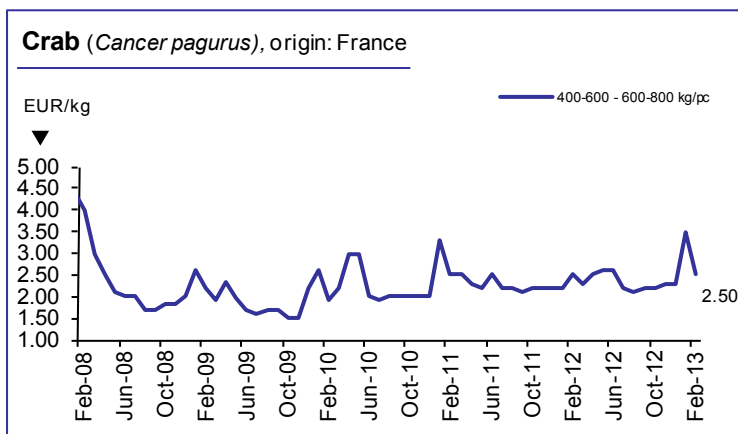
Squid catches in South Africa are very poor to almost non-existent. Products being sold at present come from stock resulting from good catches in December. The water along the coast has been around 24 degrees, which is very high. Even after a period of southeast winds that cause upwelling and low temperatures inshore, the squid have not appeared. Locally there is speculation about the effect of global warming.

As a result of extreme and adverse weather conditions in Indonesia, octopus landings are very low. Prices on the local Indonesian market have increased whereas prices on the European market remain stable. Consequently, some packers have moved to the Japanese, Chinese and other Asian markets, where a better price is offered in comparison with the EU market.



## CRUSTACEANS

Both crab and European lobster prices are decreasing on the French market, which is a normal occurrence for this period of the year as the market is relatively calm following the end-of-year peak season. However, this year, European lobster prices have been slightly higher than the January prices of previous years.

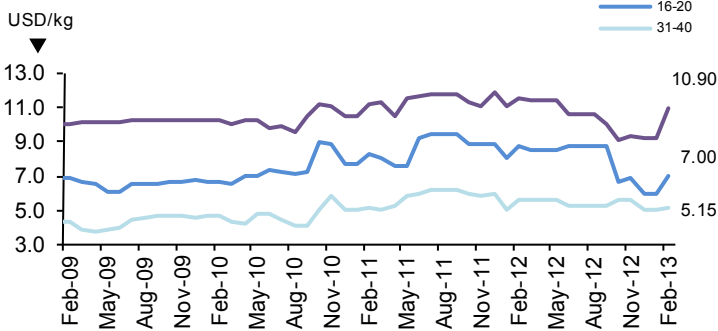


## Shrimp

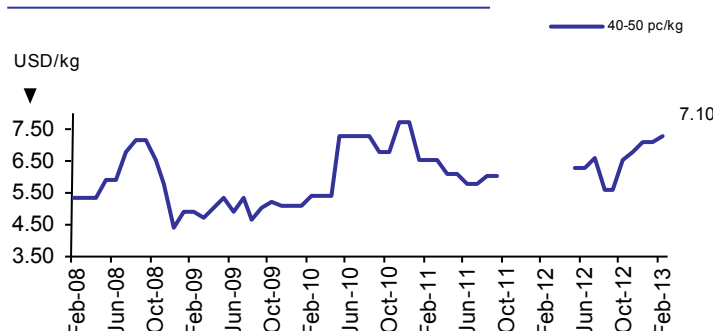
Vannamei prices have increased significantly this month on the European market as a result of strong demand and limited supply. This is mainly the consequence of ongoing shrimp disease problems in Asia. However, the favourable euro – dollar exchange rate has softened the impact of the price increase on European markets. In the short term prices are expected to continue to rise in producing countries but also at destinations.

In Indonesia, vannamei raw material supply is limited as a consequence of extreme weather conditions coupled with disease problems. In addition, the lack of supply from other countries is also giving shrimp farmers leverage to increase prices.

**Black Tiger** - In Europe, origin: Bangladesh

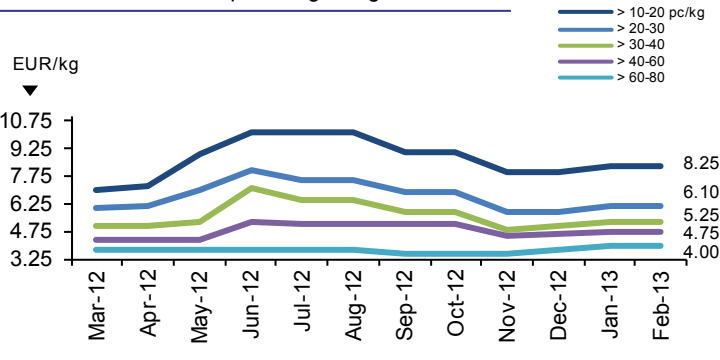


**Whiteleg shrimp - *Penaeus vannamei***  
Head-on, shell-on, origin: Ecuador (fob)



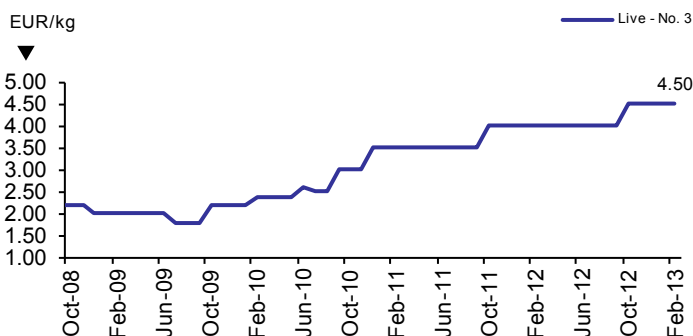
Following the busy festive season, January is traditionally the quietest month of the year for Argentine red shrimp (*Pleoticus muelleri*) sales on the European market. This year, however, prices are remaining stable, even though shrimp stocks in Europe remain low. No large amounts of shrimp frozen-on-land, which are considered to be lower quality and value than shrimp frozen-on-board, are available either. The situation is not likely to stay quiet for very long as Easter is particularly early this year, in late March. The Easter holiday period is a time of strong growth in sales of Argentine red shrimp in traditional markets such as Spain, Italy, and Greece. In recent times buyers have waited until the last minute to make their purchases and these are usually orders for smaller quantities. Thus sales begin to increase from early February and are expected to build up as Easter approaches. This is likely to lead to an increase in prices.

**Argentina Red Shrimp - *Pleoticus muelleri***  
Head-on, shell-on, In Spain, origin: Argentina



## BIVALVES

**Oyster** - *Crassostrea gigas*, production price, origin: Ireland/France



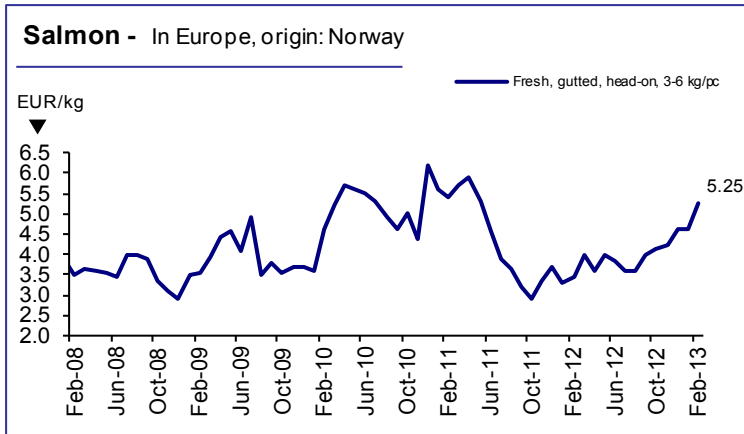
As a result of the decrease in supply, oyster prices in France remain strong, in spite of the usual quiet market of the beginning of the year.

Europe is an important market for mussels, with an annual production of around 400 000 - 500 000 tonnes and annual import figures around 200 000 tonnes (including intra-EU trade). The main producer in Europe is Spain, accounting for almost half

of the European production. Main mussel importers in the EU market are France with more than 50 000 tonnes a year, Italy and Belgium with significant imports to cater for the famous "moules-frites" (mussels with French fries), which encourages high demand.

On the French market this month, mussel availability is good with high presence of *Mytilus edulis* leading to shelf competition with *Mytilus galloprovincialis*. Bouchot (ropes spiralled around wooden pilings) and rope mussels are both still present in the market. There is also good presence of Dutch bottom and Irish rope mussels in French retail markets.

## SALMON



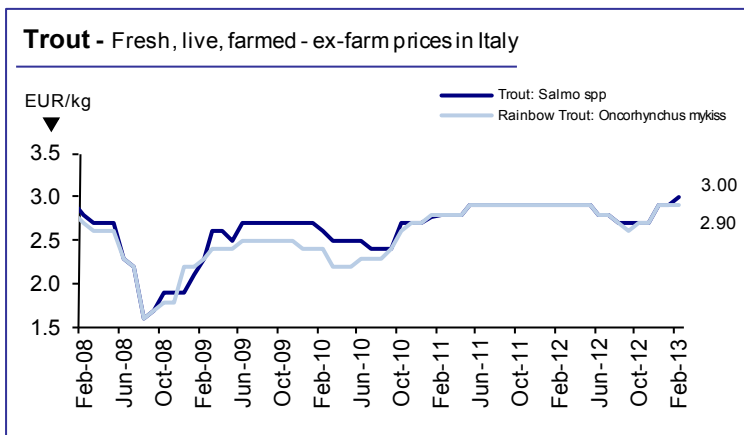
Prices of Atlantic salmon have continued to firm albeit with some week-by-week vacillation. Supplies are particularly tight in Chile at this time and this has pushed prices higher from other suppliers as well.

The positive undertone was reflected in Norway's exports statistics for January with the value of Norwegian salmon exports reaching NOK 2.8 billion,

up 43% compared with January in 2012. Both prices and volumes ended higher.

In January, exports of Norwegian fjord trout increased in value by NOK 102 million or a remarkable 101% to a total of NOK 203 million. Russia remains the biggest market for Norwegian fjord trout.

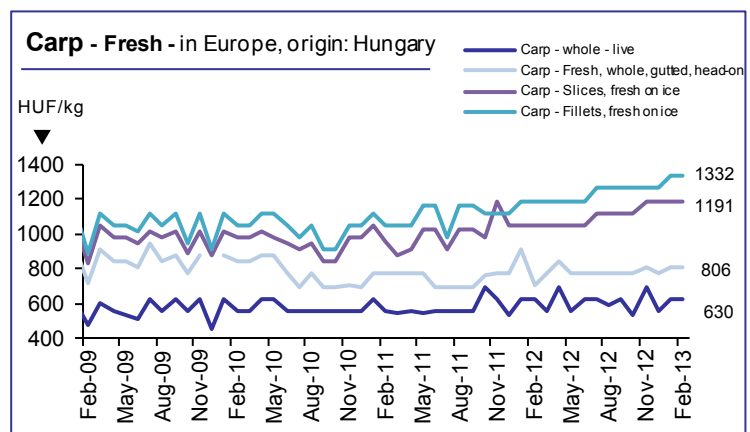
## TROUT



As predicted towards the end of last year, salmon trout prices in Italy have now recovered slightly, as did rainbow trout prices in December 2012. Stocks in ponds remain low but demand reflects the lack of availability, pushing prices up.

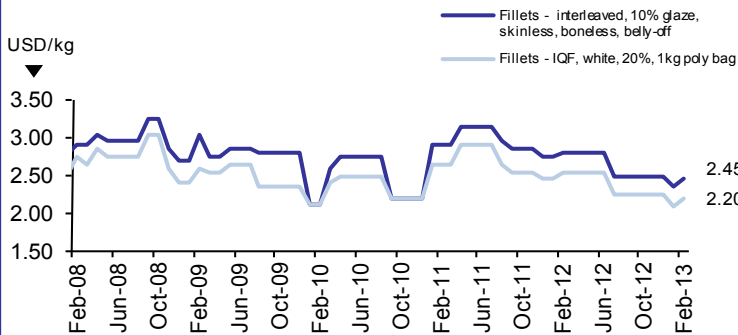
## FRESHWATER FISH

Sales of carp in Hungary remain low as usual at this time of the year, with no real change compared with January.



## NON-TRADITIONAL SPECIES

**Pangasius** - in Spain, origin: Viet Nam

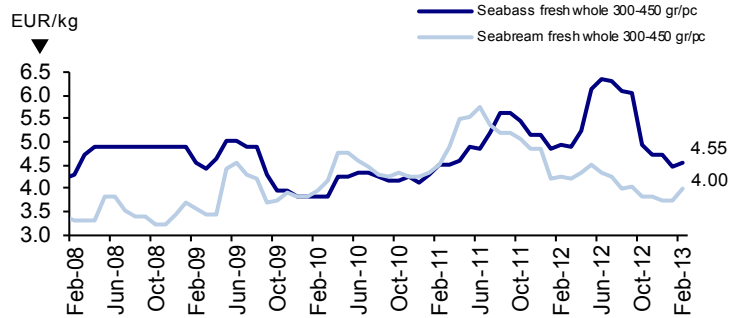


The low level of Nile perch captures in Lake Victoria during the first month of the year pushed fresh fillet prices up. This month prices are expected to go down to the level of the last two months of 2012. More frozen Nile perch stocks are available.

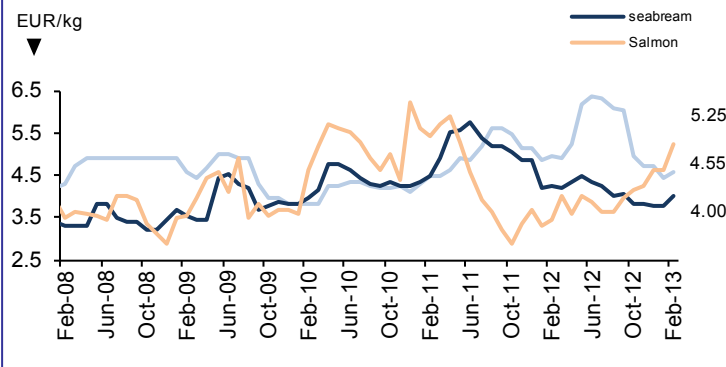
## SEABASS/SEABREAM/MEAGRE

Bass and bream prices have rebounded slightly after a weak January. Although this is quite normal for the season, this year it is seen as particularly positive as many producers had feared oversupply in a weak market situation. If the trend holds, prices should continue to firm until early summer when the new generation of market size fish enters the supply chain.

**Seabass and Seabream** - In Italy, origin: Greece



**Farmed Finfish: Price Trend**





Fish Species Trade Name	Product Form	Grading	Price per kg			Reference & Area	Origin	
			As stated	EUR	USD			
<b>GROUND FISH</b>							<b>February 2013</b>	
<b>Cod/Cabillaud, Morue/ Bacalao</b> <i>Gadus morhua</i>	Fresh gutted		1.29	1.73	-	Poland FOB	Baltic Sea	
	Minced frozen (for baby food)		2.35	3.15	=	France DDP	Norway	
	Block		4.80	6.43				
	Fresh - fillet	100-200 gr/pc 200-400	4.53	6.07	+	Italy CPT	Denmark	
			6.58	8.82	+			
	Fresh - Whole	1-2 kg/pc 2-4	4.52	6.06	-			
			4.83	6.47	-			
Stockfish (soaked)		5.47	7.33	*		Norway		
Fillet - light salted, IQF, 20% glaze		2.24	3.00		Spain CFR	China		
<b>Hake/Merlu/Merluza</b> <i>Merluccius capensis</i>	Minced block		1.58	2.12	=	Namibia FOB for Spanish market	Namibia	
	Fillet - skinless	140-160 gr/pc 160-180	5.20	6.97		France DDP	South Africa	
	Fillet, PBO		2.57	3.45	=	CFR	USA	
	Minced block		1.38	1.85	=	Spain CIF		
<b>Hoki - Grenadier/ Grenadier/Merluza</b> <i>Macrurus magellanicus</i>	Block		2.15	2.88	=		Chile	
	Block - PBO		3.80	5.09	=		Argentina	
	H&G - interleaved	300-600 gr/pc	1.80	2.41	=	FAC	Spain	
<i>Macrurus</i> <i>Novaezelandiae</i>	Pieces block		2.35	3.15	=	CIF	New Zealand	
	Fillet block		2.57	3.45	=			
<b>Alaska pollack/Lieu de l'Alaska/Colin de Alaska</b> <i>Theragra chalcogramma</i>	Fillet IQF	2-4 oz	2.25	3.02		France DDP	China	
<b>Surimi (Alaska pollack)</b>	Stick - Paprika	250 gr/pc	2.44	3.27	-	CFR	Spain	
<b>Saithe/Lieu noir/ Carbonero (Pollock, Coley)</b> <i>Pollachius virens</i>	Frozen - block, fillet, skinless, boneless	16.5 lb	No quotations			Europe DAP	Norway	
<b>Monkfish/Baudroie/ Rape</b> <i>Lophius spp.</i>	Fresh - Tail	0.3-0.5 kg/pc	13.30	17.83	+	Italy FCA CPT	UK	
		0.5-1	10.54	14.13	*			
		1-2	10.58	14.18	*			
		> 2	14.65	19.64	+			
	Fresh - whole	0.6-0.7 kg/pc	4.67	6.26	-	FCA CPT	France	
		0.5-1 kg/pc	5.70	7.64	-			
		1-2	6.05	8.11	-			
Tails, skin-off, IWP	100-250 gr/pc	6.00	8.04	=	Spain DDP	Namibia		
	250-500	8.25	11.06	=				
	500-1000	9.25	12.40	=				
	> 1000	9.75	13.07	=				
<b>Haddock/Eglefin/Eglofino</b> <i>Melanogrammus aeglefinus</i>	H&G	< 0.8 kg/pc	NOK 16.50	2.23	2.99	Norway FCA	Norway	
<b>FLAT FISH</b>							<b>February 2013</b>	
<b>Turbot/Rodaballo</b> <i>Psetta maxima</i>	Fresh - whole cultured	0.5-1 kg/pc	6.70	8.98	+	Spain CIF	Spain	
		1-2	7.40	9.92	+			
		2-3	8.00	10.72	=			
		3-4	12.00	16.09	=			
	Fresh - whole wild	0.5-1 kg/pc	12.20	16.35	+		Netherlands	
		1-2	17.20	23.06	+			
		2-3	22.50	30.16	+			
		3-4	26.20	35.12	+			
	4-6	31.20	41.83	+				
	> 6	31.70	42.50	+				

Fish Species Trade Name	Product Form	Grading	Price per kg		Reference & Area	Origin	
			As stated	EUR USD			
<b>FLATFISH (cont.)</b>						<b>February 2013</b>	
<b>Turbot/Rodaballo</b> <i>Psetta maxima</i>	Fresh - whole	0.8-1 kg/pc	5.78	7.75 +	Italy FCA	Spain	
		1.5-2	6.13	8.22 +			
		1-1.5	6.13	8.22 +			
		2-2.5	6.70	8.98 -			
	0.5-1 kg/pc	7.57	10.15 +	Netherlands			
		0.7-1	7.80			10.46 -	
		1-2	11.65	15.62 +			
<b>Sole/Sole/ Lenguado</b> <i>Solea vulgaris</i>	Fresh - whole	< 170 gr/pc	9.93	13.31 +	Spain CIF		
		160-220	11.70	15.68 +			
		210-300	14.30	19.17 +			
		300-400	17.20	23.06 =			
		400-600	19.10	25.60 -			
		600-800	18.70	25.07 -			
		800-1000	17.20	23.06 -			
	Fresh - whole	No. 3	17.20	23.06 +	Italy CIF		
		No. 4	13.60	18.23 +			
		No. 5	11.25	15.08 +			
	Fresh - whole	No. 3	11.80	15.82 *	FCA		
		No. 4	10.30	13.81 *			
		No. 1	9.98	13.38 +			
	Fresh - gutted	No. 3	9.48	12.71 -	CPT	Croatia	
		No. 4	8.10	10.86 +			
		No. 5	7.50	10.05 +			
No. 2		16.93	22.70 -	FCA		Netherlands	
No. 3		12.06	16.17 -				
No. 4	8.54	11.45 -					
	No. 5	7.36	9.87 *	FCA			
<b>European plaice/ Plie d'Europe/ Solla europea</b> <i>Pleuronectes platessa</i>	Fresh - whole	150-300 gr/pc	3.70	4.96 -	Spain CIF		
		300-400	3.70	4.96 -			
		400-600	3.70	4.96 -			
		> 500	3.70	4.96 -			
<b>European Flounder/ Flet d'Europe/ Platija europea</b> <i>Platichthys flesus</i>	Fresh - whole		1.45	1.94 =	Italy FCA	Denmark	
			1.85	2.48 -		Netherlands	
<b>TUNAS/BILLFISHES</b>						<b>February 2013</b>	
<b>Tuna/Thon/Atún</b> <i>Thunnus spp.</i>	Skipjack - whole	main size	1.57	2.10 +	Bangkok CFR	Western/Central Pacific Ocean	
	Skipjack - whole		1.60	2.15 +	Ecuador ex-vessel	Eastern tropical Pacific Ocean	
	Skipjack - whole		1.73	2.32 -	Seychelles	Indian Ocean	
	Yellowfin - whole		2.25	3.02 =	FOB		
	Skipjack - whole		1.55	2.08 -	Abidjan	Atlantic Ocean	
	Yellowfin - whole		> 10 kg	2.48	3.32 -	ex-vessel	
	Skipjack - whole		main size	1.73	2.32 +	Spanish	Various Origin
	Yellowfin - whole		> 10 kg	2.60	3.49 -	Canneries CFR	
	Skipjack - cooked & cleaned loins - vacuum packed		single cleaned	5.07	6.80 +	Spain DDP	Kenya
	Yellowfin - cooked & cleaned loins - vacuum packed		double cleaned	6.27	8.40 -	Italy DDP	Solomon Is./ Kenya
	Skipjack - whole	1.8-3.5 kg/pc	1.75	2.35 +	Spain DDP	Ghana	
	Yellowfin - whole	> 10 kg/pc	2.70	3.62 +			
	Yellowfin - whole	> 10 kg	2.45	3.28			Panama
	Yellowfin - whole	> 10 kg	2.75	3.69 *		CPT	Indian Ocean

Fish Species Trade Name	Product Form	Grading	Price per kg		Reference & Area	Origin
			As stated	EUR USD		
<b>TUNAS/BILLFISHES (cont.)</b>						<b>February 2013</b>
<b>Tuna/Thon/Atún</b> <i>Thunnus spp.</i>	Yellowfin - whole	3-10 kg/pc	<b>2.25</b>	3.02 +	<b>Spain DAT</b>	Atlantic Ocean
	Albacore - whole	> 10 kg	<b>2.50</b>	3.35 -		
	Bigeye - whole	> 10 kg	<b>2.20</b>	2.95 -		
	Skipjack - whole	> 1.8 kg/pc	<b>1.70</b>	2.28 =	DDP	Eastern Pacific Ocean
	Yellowfin - loins		<b>6.50</b>	8.71 =		
	Skipjack - loins		<b>5.50</b>	7.37 =		
	Bigeye - loins		<b>5.80</b>	7.78 =		
	Bigeye - loins, 100% cleaned	2-4 kg/pc	<b>5.95</b>	7.98 =	FCA	Spain
	Skipjack - pre-cooked loins		4.70	<b>6.30 +</b>	<b>Ecuador FOB</b> (for European mkt)	Ecuador
Yellowfin - pre-cooked loins	single cleaning double cleaning	5.07 5.30	<b>6.80 +</b> <b>7.10 =</b>			
<b>Swordfish/Espadon/ Pez espada</b> <i>Xiphias gladius</i>	Seafrozen	20-30 kg/pc	<b>4.80</b>	6.43 =	<b>Spain FOT</b>	Spain
		30-50-70	<b>4.80</b>	6.43 =		
		70-100	<b>4.80</b>	6.43 =		
<b>SMALL PELAGICS</b>						<b>February 2013</b>
<b>Mackerel/Maquereau/ Caballa</b> <i>Scomber scombrus</i>	Whole	300-500 gr/pc	<b>1.10</b>	1.47 -	<b>Spain FCA</b>	Spain
	Fresh - whole		<b>2.15</b>	2.88	<b>Italy FCA</b>	France
			<b>2.98</b>	3.99 +		Spain
	Whole	200-400 gr/pc 300-500	<b>1.15</b>	1.54 +	<b>Netherlands FOB</b> for Eastern Europe	Faeroe Islands
		<b>1.20</b>	1.61 +			
<b>Herring/Hareng/Arenque</b> <i>Clupeidae</i>	Fresh - fillet		<b>2.64</b>	3.54 -	<b>Italy CPT</b>	Denmark
	Fresh - whole	70-100 gr/pc	0.43	<b>0.58</b>	<b>Poland FOB</b>	Baltic
<b>Sprat/Sprat/Espadín</b> <i>Sprattus sprattus</i>			0.37	<b>0.50 +</b>		
	<b>Sardine/Sardine/ Sardina</b> <i>Sardina pilchardus</i>	Fresh - whole		<b>2.00</b>		
<b>1.38</b>			1.85 +	Croatia		
<b>1.42</b>			1.90	Spain		
<b>CEPHALOPODS</b>						<b>February 2013</b>
<b>Squid/Encornet/Calamar</b> <i>Loligo spp.</i>	Frozen - whole	S (< 18 cm)	<b>6.10</b>	8.18 +	<b>Italy CIF</b>	South Africa
		M (18-25)	<b>6.30</b>	8.45 +		
		L (25-30)	<b>6.50</b>	8.71 +		
		XL (>30)	<b>6.50</b>	8.71 +		
	Whole round 10% glazing	< 3 3-6 6-10	4.03 3.51 2.98	<b>5.40 *</b> <b>4.70 *</b> <b>4.00</b>	<b>Germany CFR</b>	India
<b>Octopus/Poulpe/Pulpo</b> <i>Octopus vulgaris</i>	Whole	T1	<b>9.50</b>	12.74 =	<b>Spain DDP</b>	Morocco
		T2	<b>9.00</b>	12.07 =		
		T3	<b>8.50</b>	11.39 =		
		T4	<b>8.00</b>	10.72 =		
		T5	<b>7.50</b>	10.05 =		
		T6	<b>7.00</b>	9.38 =		
		T7	<b>6.50</b>	8.71 =		
		T8	<b>6.00</b>	8.04 =		
		T9	<b>5.50</b>	7.37 =		
	Sushi topping -slice 100% net weight	7 gr/pc 9	12.31 12.31	<b>16.50 +</b> <b>16.50 +</b>	<b>Europe CFR</b>	Indonesia
Boiled cut		5.82	<b>7.80 *</b>			
Flower type 90% net weight	1-2 kg/pc > 2 kg	4.18 4.55	<b>5.60 +</b> <b>6.10 +</b>			
Whole	T1 - T3	5.60	<b>7.50</b>	<b>Ghana FOB</b> (European mkt)	Ghana/Senegal	
	T4 - T7	5.22	<b>7.00</b>			

Fish Species Trade Name	Product Form	Grading	Price per kg		Reference & Area	Origin
			As stated	EUR USD		
<b>CEPHALOPODS (cont.)</b>						<b>February 2013</b>
<b>Cuttlefish/Seiche/ Sepia</b> <i>Sepia spp.</i>  <i>Sepia pharaonis</i>	Whole	100-200 gr/pc	3.73	<b>5.00</b>	Ghana FOB	Ghana/Senegal
	Whole cleaned 20% glazing	< 1 pc/kg 1-2 2-4	No quotations		Germany CIF	India
	Whole, cleaned, 20% glaze IQF	20-40	2.39	<b>3.20</b> *	CFR	
		40-60	2.39	<b>3.20</b> *		
> 60	2.09	<b>2.80</b> *				
<b>CRUSTACEANS</b>						<b>February 2013</b>
<b>Whiteleg shrimp/ Crevette pattes blanches/Camarón patiblanco</b> <i>Penaeus vannamei</i>	PD, chemical treatment 100% net weight treated with non-phosphate	31-40 pc/lb	7.54	<b>10.10</b> +	Europe CFR	Indonesia
		41-50	7.09	<b>9.50</b> +		
		51-60	6.64	<b>8.90</b> +		
		61-70	6.12	<b>8.20</b> +		
		71-90	5.90	<b>7.90</b> +		
	Head-on, shell-on	30-40 pc/kg	7.15	9.59 +	Spain CFR	Central America
		40-50	<b>5.65</b>	7.57 +		
		50-60	<b>5.05</b>	6.77 +		
		60-70	<b>4.68</b>	6.27 +		
		70-80	<b>4.15</b>	5.56 =		
		80-100	<b>4.05</b>	5.43 =		
	Raw PD, IQF 20% glaze	26-30	5.82	<b>7.80</b>	Germany CFR	Viet Nam
31-40		5.00	<b>6.70</b>			
41-50		4.85	<b>6.50</b>			
51-60		4.70	<b>6.30</b>			
Head-on, shell-on	30-40 pc/kg	6.31	<b>8.45</b> +	South/Central America FOB for European main ports	South/Central American	
	40-50	5.45	<b>7.30</b> +			
	50-60	4.55	<b>6.10</b> +			
	60-70	4.03	<b>5.40</b> -			
	70-80	3.66	<b>4.90</b> -			
	80-100	3.47	<b>4.65</b> *			
<b>Argentine red shrimp/ Salicoque rouge/ d'Argentine/Camarón langostín argentino</b> <i>Pleoticus muelleri</i>	Whole, head-on, shell-on	> 10-20 pc/kg	<b>8.25</b>	11.06 =	Spain EXW	Argentina
		> 20-30	<b>6.10</b>	8.18 =		
		> 30-40	<b>5.25</b>	7.04 =		
		> 40-60	<b>4.75</b>	6.37 =		
		> 60-80	<b>4.00</b>	5.36 =		
<b>Black tiger/Crevette tigrée/Camarón tigre</b> <i>Penaeus monodon</i>	semi-IQF, head-on 25% glaze	6-8	8.36	<b>11.20</b> +	Europe CFR	Bangladesh
		8-12	8.13	<b>10.90</b> +		
		13-15	6.87	<b>9.20</b> +		
		16-20	5.22	<b>7.00</b> +		
		21-30	4.59	<b>6.15</b> +		
		31-40	3.84	<b>5.15</b> +		
		41-50	3.54	<b>4.75</b> +		
	Headless, easy-peel, 30% glaze - IQF	8-12	No quotations			
		13-15				
		16-20				
		21-25				
	Headless, IQF, 20% glaze	13-15	8.58	<b>11.50</b> +		
		16-20	6.90	<b>9.25</b> +		
21-25		6.38	<b>8.55</b> +			
26-30		6.01	<b>8.05</b> +			
31-40		5.60	<b>7.50</b> +			
41-50		5.34	<b>7.15</b> +			

Fish Species Trade Name	Product Form	Grading	Price per kg			Reference & Area	Origin				
			As stated	EUR	USD						
<b>CRUSTACEANS (Cont.)</b>						<b>February 2013</b>					
<b>Black tiger/Crevette tigrée/Camarón tigre</b> <i>Penaeus monodon</i>	Tails - shell-on, IQF 20% glaze	8-12	8.80	11.80	-	<b>Spain CFR</b>	Bangladesh				
		13-15	7.20	9.65	-						
		16-20	6.70	8.98	-						
		21-25	6.45	8.65	-						
	Head-on, shell-on, semi-IQF	13-15	8.30	11.13	+						
		16-20	6.00	8.04	-						
		21-25	5.10	6.84	=						
	Head-on, shell-on 25% glaze	8-12 pc/kg	7.87	10.55	*			<b>Germany CFR</b>	Bangladesh		
		13-15	6.45	8.65	*						
16-20		5.26	7.05	*							
21-30		4.66	6.25	*							
<b>Razor mud shrimp/ Solenocera melantho</b>	PUD, IQF, 70% net weight	10-30 pc/kg	No quotations			<b>China</b>					
		30-50									
		50-70									
		70-100									
		100-200									
<b>Giant river prawn/ Bouquet géante/ Langostino de río</b> <i>Macrobrachium rosenbergii</i>	Freshwater - head-on, shell-on, easy peel, IQF, 20% glaze,	< 5 pc/lb	No quotations								
		6-8									
		8-12									
<b>Norway lobster/ Langoustine/Cigala</b> <i>Nephrops norvegicus</i>	Whole 4X1.5 kg	1-4 pc/kg	No quotations				<b>Spain DDP</b>	Iceland			
		5-7									
		8-10									
		11-15									
		16-20									
		21-25 26-30									
<b>European lobster/ Homard européen/ Bogavante</b> <i>Homarus gammarus</i>	Live - bulk	400-600 gr/pc	25.00	33.51	-	<b>France delivered to French vivier companies</b>	Ireland				
		600-800	25.00	33.51	-						
<b>American lobster/ Homard américain/ Bogavante americano</b> <i>Homarus americanus</i>	Frozen whole cooked popsicle	275-300 gr/pc	No quotations			<b>Europe CIF</b>	Canada				
		350-400									
		> 450									
<b>Edible crab/Tourteau/ Buey de mar</b> <i>Cancer pagurus</i>	Live	300 gr/pc	CAN 17.00	12.60	16.88	<b>France DDP</b>	Ireland				
		400-600 gr/pc	2.50	3.35	-						
		600-800	2.50	3.35	-	Delivered live to French vivier companies					
<b>BIVALVES</b>						<b>February 2013</b>					
<b>Oyster/Huître/Ostra</b> <i>Crassostrea gigas</i>	Live	No. 3	4.50	6.03	=	<b>France prod. price</b>	Ireland/France				
			2.10	2.82	=						
<b>Mussel/Moule/Mejillón</b> <i>Mytilus edulis</i>	Live - Bottom mussel		1.90	2.55	=			wholesale	France Netherlands		
			Live - Rope	60-80 pc/kg	2.00	2.68	=			<b>France wholesale</b>	Spain
				IQF mussel meat	100-200 pc/kg	No quotations					
200-300											
300-500											
<b>Scallop/Coquille Saint- Jacques/Vieira</b> <i>Zygochlamys patagonica</i>	IQF - shell-off	120-150 gr/pc	11.50	15.42	=	DDP	Argentina				
<b>Razor shell/Couteau/ Navajas - Solenidae</b>	IQF	12 cm	3.31	4.44	-	<b>Spain CIF</b>	Netherlands				

Fish Species Trade Name	Product Form	Grading	Price per kg			Reference & Area	Origin		
			As stated	EUR	USD				
<b>SALMON</b>							<b>February 2013</b>		
Atlantic salmon/ Saumon de l'Atlantique/ Salmón del Atlántico Salmo salar	Fresh - gutted, head-on Superior quality	2-3 kg/pc		<b>5.00</b>	6.70 +	France DDP	Scotland		
		3-4		<b>5.75</b>	7.71 +				
		4-5		<b>5.75</b>	7.71 +				
		5-6		<b>5.75</b>	7.71 +				
		> 6		<b>5.75</b>	7.71 +				
	Fresh - gutted, head-on Superior quality	2-3 kg/pc		<b>4.80</b>	6.43 +		Romania/Bulgaria DDP for Eastern Europe	Norway	
		3-4		<b>5.25</b>	7.04 +				
		4-5		<b>5.25</b>	7.04 +				
		5-6		<b>5.25</b>	7.04 +				
		> 6		<b>5.25</b>	7.04 +				
	Fresh - head-on, gutted	1-2 kg/pc		<b>5.00</b>	6.70 +	Italy CIF			
		4-5		<b>5.80</b>	7.78 +				
		6-7		<b>5.70</b>	7.64 +				
	Fresh - head-on, gutted Ordinary	1-2 kg/pc		<b>3.43</b>	4.60 *				
		2-3		<b>3.71</b>	4.97 +				
		3-4		<b>4.09</b>	5.48 +				
4-5			<b>4.09</b>	5.48 +					
5-6			<b>4.09</b>	5.48 +					
Superior	1-2 kg/pc		<b>3.57</b>	4.79 *					
	2-3		<b>3.92</b>	5.26 *					
	3-4		<b>4.30</b>	5.76 *					
	4-5		<b>4.30</b>	5.76 *					
	5-6		<b>4.30</b>	5.76 *					
<b>TROUT</b>							<b>February 2013</b>		
Trout/Truite/Trucha Salmo spp.	Whole, gutted, <b>fresh on ice</b>	0.25-0.4 kg/pc	HUF <b>1114</b>	3.83	5.14 -	Hungary ex-farm	Hungary		
	Fillet - farmed	200-400 gr/pc		<b>7.20</b>	9.65 +	Italy ex-farm	Italy		
	Live - farmed	500-700 gr/pc		<b>3.00</b>	4.02 +				
Rainbow trout/ Truite arc-en-ciel/ Trucha arco iris Oncorhynchus mykiss	Live - farmed	250-400 gr/pc		<b>2.90</b>	3.89 =	Spain FCA	Spain		
	Gutted			<b>4.10</b>	5.50 =				
	Block frozen - gutted - IWP 0% glaze	250-300 gr/pc		<b>2.80</b>	3.75 =				
<b>FRESHWATER FISH</b>							<b>February 2013</b>		
Panga Pangasius spp.	Fillet - thawed			<b>3.14</b>	4.21 +	Italy FCA CPT	Viet Nam		
				<b>3.12</b>	4.18 +				
				<b>2.45</b>	3.28 +				
	Fillet, 20% glaze	120-170 gr/pc		<b>2.45</b>	3.28 +				
		170-220		<b>3.75</b>	5.03 *				
	Fillet, IQF, 20% glaze	120-170 gr/pc		<b>1.57</b>	2.10 -				
170-220			<b>1.57</b>	2.10 -					
Fillet, IQF, white - 20% glaze	120-170-220 gr/pc		1.69	<b>2.20</b> +	Spain CFR				
			1.88	<b>2.45</b> +					
North African catfish/ Poisson-chat nord- africain/Pez-gato Clarias gariepinus	Fresh - whole, gutted, head-on	0.6-2.5 kg/pc	HUF <b>841</b>	2.89	3.88 +	Hungary EX-FARM	Hungary		
	Fresh gutted, skinned, head-off	0.4-2 kg/pc	HUF <b>1121</b>	3.86	5.17 =				
	Fresh on ice - fillets, skinless		HUF <b>1402</b>	4.82	6.47 =				
	Fresh on ice - slices		HUF <b>1191</b>	4.10	5.49 =				
Carp/Carpe/Carpa Cyprinus spp.	Live	1.2-5 kg/pc	HUF <b>630</b>	2.17	2.91 =				
	Fresh, whole, gutted, head-on	0.8-4.5 kg/pc	HUF <b>806</b>	2.77	3.72 =				
	Fresh, whole, gutted, head-off	0.7-4.5 kg/pc	HUF <b>1051</b>	3.61	4.85 =				
	Fresh on ice - slices		HUF <b>1191</b>	4.10	5.49 =				
	Fresh on ice - fillets		HUF <b>1332</b>	4.58	6.14 =				

Fish Species Trade Name	Product Form	Grading	Price per kg			Reference & Area	Origin
			As stated	EUR	USD		
<b>FRESHWATER FISH (Cont.)</b>						<b>February 2013</b>	
Bighead carp/Carpe à grosse tête/Carpa capezona <i>Aristichthys nobilis</i>	Fresh gutted, head-off	0.8-3.5 kg/pc	HUF 532	1.83	2.45	Hungary EX-FARM	Hungary
	Fresh on ice - slices		HUF 602	2.07	2.78		
	Fresh on ice - fillets		HUF 673	2.31	3.10		
Grass carp/ Carpe herbivore/ Carpa china <i>Ctenopharyngodon idellus</i>	Fresh - whole, gutted, scaled head-off	0.8-2.5 kg/pc	HUF 1002	3.45	4.62		
	Fresh on ice - slices		HUF 1023	3.52	4.72		
Crucian Carp/ Carassin/Carpin <i>Carassius carassius</i>	Fresh - whole, gutted, scaled head-on - wild	0.2-0.6 kg/pc	No quotations				
	Fresh on ice - fillets						
Wels/Silure glane/Siluro <i>Silurus glanis</i>	Fresh - gutted, head-on	1-4.5 kg/pc	HUF 1602	5.51	7.39		
	Fresh - fillet		HUF 2454	8.44	11.32		
Nile perch/Perche du Nil/Perca del Nilo  <i>Lates niloticus</i>	Fresh fillet	200-400 gr/pc	5.70		7.64	Italy DDP	Tanzania
			6.10		8.18		Uganda
			5.05		6.77		Kenya
	400-700 gr/pc	5.46		7.32	Tanzania		
		5.94		7.96	Uganda		
Frozen fillet	500-1000 gr/pc	3.65		4.89	DDP	Uganda/Tanz.	
<b>NON-TRADITIONAL SPECIES</b>						<b>February 2013</b>	
Sturgeon/Esturgeon/ Esturione <i>Acipenseridae</i>  <i>A.baeri</i>	Frozen - Whole	1.5-2 kg/pc	6.00		8.04	France CIF	France
	Gutted	5-7 kg/pc	6.00		8.04		
	Fillets	200-300 gr/pc	11.00		14.75		
		800-1000	11.00		14.75		
Caviar (Aquitaine) metal boxes		1 500		2 011			
Blue shark/Peau bleue/ Tiburón azul <i>Prionace glauca</i>	H&G, skin-on	7-12 kg/pc	1.10		1.47	Spain FCA	Spain
Red Porgy/Pagre/Pargo <i>Pagrus pagrus</i>	Fresh - whole	300-400 gr/pc	2.62		3.51	Italy FCA	Argentina
		400-600	2.84		3.81		
		600-800	3.37		4.52		
		800-1000	3.97		5.32		
Sand Steebras/Marbré/ Herrera <i>Lithognathus mormyrus</i>	Fresh - whole Mediterranean		7.40		9.92	CPT	Morocco
			5.50		7.37	FOB	Croatia
White seabream/ Sar commun/Sargo <i>Diplodus sargus</i>	Fresh - whole	300-500 gr/pc	5.15		6.90	CPT	Spain
		500-700	6.20		8.31		
Tub gurnard/Grondin perlon/Begel <i>Chelidonichthys lucerna</i>	Fresh - whole	1-2 kg/pc	13.75		18.43	FCA	Morocco
		500-1000	13.65		18.30		
		200-400 gr/pc	2.30		3.08		
		300-500	3.00		4.02		
Red mullet/ Rouget de vase/ Salmonete de fango <i>Mullus barbatus</i>	Fresh - whole	I	3.50		4.69	CPT	Croatia
		II	3.30		4.42		
Surmullet/ Rouget de roche/ Salmonete de roca <i>Mullus surmuletus</i>	Fresh - whole	200-300 gr/pc	6.95		9.32	CPT	Morocco
			9.87		13.23	FCA	
			12.03		16.13	CPT	
Picked dogfish/ Aiguillat commun/ Mielga <i>Squalus acanthias</i>	Fresh - whole	Large	7.37		9.88		USA
		Medium	6.72		9.01		

Fish Species Trade Name	Product Form	Grading	Price per kg		Reference & Area	Origin
			As stated	EUR USD		
<b>SEABASS/SEABREAM/MEAGRE</b>						<b>February 2013</b>
<b>Seabass/Bar, Loup/Lubina</b> <i>Dicentrarchus labrax</i>	Fresh - whole farmed	200-300 gr/pc	<b>3.25</b>	4.36 +	<b>Greece FOB</b>	Greece
		300-450	<b>4.35</b>	5.83 +		
		400-600	<b>4.85</b>	6.50 =		
		600-800	<b>6.90</b>	9.25 =		
		800-1000	<b>9.00</b>	12.07 +		
		> 1000	<b>9.60</b>	12.87 +		
		200-300 gr/pc	<b>3.45</b>	4.62 +	<b>Italy CIF</b>	
		300-450	<b>4.55</b>	6.10 +		
		450-600	<b>5.05</b>	6.77 =		
		600-800	<b>7.10</b>	9.52 =		
		800-1000	<b>9.20</b>	12.33 +		
		> 1000	<b>9.80</b>	13.14 +		
		200-300 gr/pc	<b>3.50</b>	4.69 +	<b>France CIF</b>	
		300-450	<b>4.60</b>	6.17 +		
		450-600	<b>5.10</b>	6.84 =		
		600-800	<b>7.15</b>	9.59 =		
		800-1000	<b>9.25</b>	12.40 +		
		> 1000	<b>9.85</b>	13.20 +		
		200-300 gr/pc	<b>3.49</b>	4.68 +	<b>Spain CIF</b>	
		300-450	<b>4.59</b>	6.15 +		
450-600	<b>5.09</b>	6.82 =				
600-800	<b>7.14</b>	9.57 =				
800-1000	<b>9.24</b>	12.39 +				
> 1000	<b>9.84</b>	13.19 +				
200-300 gr/pc	<b>3.52</b>	4.72 +	<b>Germany CIF</b>			
300-450	<b>4.62</b>	6.19 +				
450-600	<b>5.12</b>	6.86 =				
600-800	<b>7.17</b>	9.61 =				
800-1000	<b>9.27</b>	12.43 +				
> 1000	<b>9.87</b>	13.23 +				
200-300 gr/pc	<b>3.50</b>	4.69 +	<b>Portugal CIF</b>			
300-450	<b>4.60</b>	6.17 +				
450-600	<b>5.10</b>	6.84 =				
600-800	<b>7.15</b>	9.59 =				
800-1000	<b>9.25</b>	12.40 +				
> 1000	<b>9.85</b>	13.20 +				
200-300 gr/pc	<b>3.68</b>	4.93 +	<b>UK CIF</b>			
300-450	<b>4.78</b>	6.41 +				
450-600	<b>5.28</b>	7.08 =				
600-800	<b>7.33</b>	9.83 =				
800-1000	<b>9.43</b>	12.64 +				
> 1000	<b>10.03</b>	13.45 +				
200-300 gr/pc	<b>3.10</b>	4.16 =	<b>Greece EXW</b> for Eastern Europe			
300-400	<b>4.25</b>	5.70 +				
400-600	<b>4.75</b>	6.37 +				
600-800	<b>7.80</b>	10.46 =				
800-1000		Not available				
> 1000		Not available				
<b>Fresh - whole - wild Mediterranean</b>	1000-2000	<b>13.50</b>	18.10 =	<b>Italy CPT</b>	Egypt	
	> 2000	<b>14.00</b>	18.77 =			
<b>Fresh - whole - wild - Atlantic</b>	500-1000 gr/pc	<b>6.53</b>	8.75 -		France	



Fish Species Trade Name	Product Form	Grading	Price per kg		Reference & Area	Origin
			As stated	EUR		
<b>SEABASS/SEABREAM/MEAGRE (CONT.)</b>						<b>February 2013</b>
<b>Gilthead seabream/ Dorade royale/Dorada</b> <i>Sparus aurata</i>	<b>Fresh - whole farmed</b>	200-300 gr/pc	<b>3.28</b>	4.39 +	<b>Greece FOB</b>	Greece
		300-450	<b>3.80</b>	5.09 +		
		450-600	<b>3.90</b>	5.23 +		
		600-800	<b>5.15</b>	6.90 -		
		800-1000	<b>7.75</b>	10.39 =		
		> 1000	<b>8.45</b>	11.33 =		
		200-300 gr/pc	<b>3.48</b>	4.66 +	<b>Italy CIF</b>	
		300-450	<b>4.00</b>	5.36 +		
		450-600	<b>4.10</b>	5.50 +		
		600-800	<b>5.35</b>	7.17 -		
		800-1000	<b>7.95</b>	10.66 =		
		> 1000	<b>8.65</b>	11.60 =		
		200-300 gr/pc	<b>3.53</b>	4.73 +	<b>France CIF</b>	
		300-450	<b>4.05</b>	5.43 +		
		450-600	<b>4.15</b>	5.56 +		
		600-800	<b>5.40</b>	7.24 -		
		800-1000	<b>8.00</b>	10.72 =		
		> 1000	<b>8.70</b>	11.66 =		
		200-300 gr/pc	<b>3.52</b>	4.71 +	<b>Spain CIF</b>	
		300-450	<b>4.04</b>	5.42 +		
		450-600	<b>4.14</b>	5.55 +		
		600-800	<b>5.39</b>	7.23 -		
		800-1000	<b>7.99</b>	10.71 =		
		> 1000	<b>8.69</b>	11.65 =		
		200-300 gr/pc	<b>3.55</b>	4.75 +	<b>Germany CIF</b>	
		300-450	<b>4.07</b>	5.46 +		
		450-600	<b>4.17</b>	5.59 +		
		600-800	<b>5.42</b>	7.27 -		
800-1000	<b>8.02</b>	10.75 =				
> 1000	<b>8.72</b>	11.69 =				
200-300 gr/pc	<b>3.53</b>	4.73 +	<b>Portugal CIF</b>			
300-450	<b>4.05</b>	5.43 +				
450-600	<b>4.15</b>	5.56 +				
600-800	<b>5.40</b>	7.24 -				
800-1000	<b>8.00</b>	10.72 =				
> 1000	<b>8.70</b>	11.66 =				
200-300 gr/pc	<b>3.71</b>	4.97 +	<b>UK CIF</b>			
300-450	<b>4.23</b>	5.67 +				
450-600	<b>4.33</b>	5.80 +				
600-800	<b>5.58</b>	7.48 -				
800-1000	<b>8.18</b>	10.97 =				
> 1000	<b>8.88</b>	11.90 =				
200-300	<b>3.50</b>	4.69 +	<b>Greece EXW for Eastern Europe</b>			
300-400	<b>3.70</b>	4.96 +				
400-600	<b>3.80</b>	5.09 +				
600-800	<b>4.65</b>	6.23 +				
800-1000	<b>8.70</b>	11.66 =				
> 1000	<b>10.10</b>	13.54 +				

Fish Species Trade Name	Product Form	Grading	Price per kg			Reference & Area	Origin
			As stated	EUR	USD		
<b>SEABASS/SEABREAM/MEAGRE (CONT.)</b>						<b>February 2013</b>	
<b>Gilthead seabream/ Dorade royale/Dorada</b> <i>Sparus aurata</i>	Fresh - whole - wild <b>Atlantic</b>	800-1000 gr/pc	<b>13.31</b>	17.84	-	<b>Italy FCA</b>	Morocco
		1000-2000	<b>13.98</b>	18.74	-		
		> 2000	<b>12.59</b>	16.88	-		
	<b>Mediterranean</b>	300-400 gr/pc	<b>9.94</b>	13.33			Spain
		600-800	<b>13.24</b>	17.75			
		800-1000	<b>16.05</b>	21.52			
		1000-2000	<b>16.95</b>	22.72			
> 2000	<b>16.95</b>	22.72					
<b>Meagre/Maigre commun/Corvina</b> <i>Argyrosomus regius</i>	Whole - farmed	> 2 kg/pc	No quotations		CIF	Greece	
		0.8-1 kg/pc	<b>8.00</b>	10.72	-	CPT	Egypt
		1-2	<b>8.20</b>	10.99	-		
		2-4	<b>8.50</b>	11.39	=		
		0.8-1 kg/pc	<b>6.00</b>	8.04	*	FCA	Greece
		1-1.2	<b>6.80</b>	9.12	*		
		1-2	<b>7.20</b>	9.65	*		
> 2	<b>7.00</b>	9.38	*				
> 2.5	<b>7.00</b>	9.38	*				

The **European Fish Price Report** is a monthly GLOBEFISH publication,  
prepared by Karine Boisset, Hilary Cochrane and Audun Lem

It can be ordered from the **FISH INFONetwork**:

<b>FAO GLOBEFISH</b> (Network coordinator) Viale delle Terme di Caracalla 00153 Rome - Italy Tel: (39) 06 57055188 Fax: (39) 06 57053020 E-mail: globefish@fao.org Web site: www.globefish.org	<b>INFOPECA</b> (Latin America) Julio Herrera y Obes 1296 11200 Montevideo - Uruguay Tel: (598) 2 9028701 Fax: (598) 2 9030501 E-mail: infopesca@infopesca.org Web site: www.infopesca.org	<b>EUROFISH</b> (Central and Eastern Europe) H.C. Andersens Blvd 44-46 1553 Copenhagen - Denmark Tel: (45) 33377755 Fax: (45) 33377756 E-mail: info@eurofish.dk Web site: www.eurofish.dk	<b>INFOFISH (Asia/Pacific)</b> 1st Floor, Wisma LKIM Jalan Desaria - Pulau Meranti 47120 Puchong, Selangor DE Malaysia Tel: (603) 2078 3466 Fax: (603) 2078 6804 E-mail: info@infofish.org Web site: www.infofish.org
<b>INFOPECHE</b> (Africa) Tour C, 19ème étage, Cité Administrative Abidjan 01 - Côte d'Ivoire Tel: (225) 20228980 Fax: (225) 20218054 E-mail: infopeche@aviso.ci Web site: www.infopeche.ci	<b>INFOYU (China)</b> Room 514, Nongfeng Building No. 96 East Third Ring Road Chaoyang District Beijing 100122 - P.R. China Tel: (86-10) 59199614 Fax: (86-10) 59199614 E-mail: infoyu@agri.gov.cn Web site: www.infoyu.net	<b>INFOSAMAK</b> (Arab Region) 71 blvd Rahal El Meskini Casablanca 20 000 - Morocco Tel: (212) 522540856 Fax: (212) 522540855 E-mail: infosamak@infosamak.org Web site : www.infosamak.org	<b>INFOSA - sub-office INFOPECHE</b> (Southern Africa) 89, John Meinert Street- West Windhoek -Namibia Tel: (264) 61279430 Fax: (264) 61279434 E-mail: infosa@infosa.org.na Web site: www.infosa.org.na

**PRICE REFERENCE (INCOTERMS 2010)**

EXW	ex works
FCA	free carrier
FAS	free alongside ship
FOB	free on board
CFR	cost and freight
CIF	cost, insurance and freight
CPT	carriage paid to
CIP	carriage and insurance paid to
DDP	delivered duty paid
DAT (new)	delivered at terminal
DAP (new)	delivered at place
(DAF, DES, DEQ and DDU have been cancelled)	

**PRODUCT FORM**

IQF	individually quick frozen
IWP	individually wrapped pack
PBI	pinbone in
PBO	pinbone off
C&P	cooked and peeled
H&G	headed and gutted
FAS	frozen at sea
PD	peeled and deveined
PUD	peeled, undeveined

**SYMBOLS**

	Price increased in original currency since last report
-	Price decreased in original currency since last report
=	Updated but unchanged price
*	New insertion
	Not updated since last issue

**CURRENCY RATES**

		USD	EUR
Canada	CAD	1.01	1.35
Hungary	HUF	216.86	290.79
Norway	NOK	5.51	7.39
USA	USD		1.34
EU	EUR	0.75	
Denmark	DKK	5.57	7.46

*Exchange Rates: 11/02/13*

**GLOBEFISH Market Reports**  
are available from the **GLOBEFISH web site: www.globefish.org**

Shrimp
Tuna
Salmon
Groundfish
Cephalopods
Fish Oil and Fishmeal
Small Pelagics
Bivalves
Freshwater
Seabass and Seabream



**GLOBEFISH**

---

---

Food and Agriculture Organization of the United Nations  
Fish Products and Industry Division  
Viale delle Terme di Caracalla  
00153 Rome, Italy  
Tel: +3906 570 53288  
Fax: +3906 570 53020  
[www.globefish.org](http://www.globefish.org)