

September 2007



منظمة الأغذية
والزراعة
للأمم المتحدة

联合国
粮食及
农业组织

Food
and
Agriculture
Organization
of
the
United
Nations

Organisation
des
Nations
Unies
pour
l'alimentation
et
l'agriculture

Organización
de las
Naciones
Unidas
para la
Agricultura
y la
Alimentación

البند 8 من جدول الأعمال المؤقت

المعاهدة الدولية بشأن الموارد الوراثية النباتية للأغذية والزراعة

الدورة الثانية للجهاز الرئاسي

روما، إيطاليا 29 أكتوبر/تشرين الأول – 2 نوفمبر/تشرين الثاني 2007

تقرير المجموعة الاستشارية للبحوث الزراعية الدولية
عن أنشطتها لدعم تنفيذ استراتيجية تمويل المعاهدة

1- اعتمد الجهاز الرئاسي للمعاهدة في دورته الأولى القرار 2006/1 المعنون "استراتيجية التمويل".¹ ووجه الجهاز الرئاسي في هذا القرار : "الدعوة إلى المجموعة الاستشارية للبحوث الزراعية الدولية لكي توفر، من خلال أنشطتها، دعماً لتنفيذ استراتيجية التمويل، وأن تقدم تقريراً عن هذه الأنشطة إلى الجهاز الرئاسي".²

2- وقام الأمين في 10 يوليو/ تموز 2007، وفقاً للدعوة التي وجهها الجهاز الرئاسي إلى المجموعة الاستشارية للبحوث الزراعية الدولية في القرار 1/ 2006، بالكتابة إلى المدير العام للاتحاد الدولي للتنوع البيولوجي ودعا الاتحاد الدولي للتنوع البيولوجي إلى أن يقدم، بالنيابة عن المراكز الدولية للبحوث الزراعية التابعة إلى المجموعة الاستشارية للبحوث الزراعية الدولية، التقرير الذي طلبه الجهاز الرئاسي.

3- تلقى الأمين في 22 سبتمبر/ أيلول 2007، رداً على رسالته، تقريراً من الاتحاد الدولي للتنوع البيولوجي بالنيابة عن المجموعة الاستشارية للبحوث الزراعية الدولية بشأن أنشطة المجموعة لدعم تنفيذ استراتيجية التمويل الخاصة بالمعاهدة. والتقرير مستنسخ في المرفق الأول بالشكل واللغة اللتين وردا بها.

4- الجهاز الرئاسي مدعو إلى الإحاطة علماً بالمعلومات المقدمة من الاتحاد الدولي للتنوع البيولوجي بالنيابة عن المجموعة الاستشارية للبحوث الزراعية الدولية بشأن أنشطة المجموعة لدعم استراتيجية التمويل الخاصة بالمعاهدة.

¹ أنظر الفقرات 2-5 من الوثيقة IT/GB-1/06/Report.

² أنظر الفقرة 6 من القرار 1/ 2006، "استراتيجية التمويل".

لدواعي الاقتصاد طبعت هذه الوثيقة في عدد محدود من النسخ، والمرجو من أعضاء الوفود والمراقبين أن يكتفوا بهذه النسخة أثناء الاجتماعات وألا يطلبوا نسخاً إضافية منها إلا للضرورة القصوى. ومعظم وثائق المنظمة متاحة في موقع المنظمة على شبكة الانترنت www.fao.org.

<http://www.planttreaty.org>

REPORT OF ACTIVITIES OF THE CONSULTATIVE GROUP ON INTERNATIONAL AGRICULTURAL RESEARCH (CGIAR) ON THE IMPLEMENTATION OF THE FUNDING STRATEGY

I. Introduction

1. By letter of 10 July 2007, the Secretary of the International Treaty on Plant Genetic Resources for Food and Agriculture (the Treaty) requested Bioversity International, on behalf of the Centres of the Consultative Group on International Agricultural Research (CGIAR), to provide a report about CGIAR support to the implementation of the Funding Strategy of the Treaty.

2. The purpose of this paper is to identify the financial contributions that the Centres of the CGIAR have made in the recent years to the realization of the following Articles/Parts of the Treaty:

- a. Article 5: conservation, exploration, collection, characterization, evaluation and documentation of plant genetic resources for food agriculture.
- b. Article 6: sustainable use of plant genetic resources.
- c. Part IV: the multilateral system of access and benefit-sharing.
- d. Article 15: *ex situ* collections of plant genetic resources for food and agriculture held by the International Agricultural Research Centres of the Consultative Group on international agricultural research and other international institutions.
- e. Article 17: the global information system on plant genetic resources for food and agriculture.

II. Correlating CGIAR reporting to the Treaty Articles 5, 6, 15, 17 and Part IV of the Treaty

3. CGIAR Centre outputs in their mid-term plans are classified into five research categories: Germplasm Improvement, Germplasm Collection (which includes conservation, characterization and evaluation); Sustainable Production; Policy; and Enhancing National Agricultural Research Systems (NARS). All of these outputs contain some elements that are relevant to the implementation of the Treaty Articles listed above. The correlation between these outputs and Treaty Articles is described in each of the following subsections.

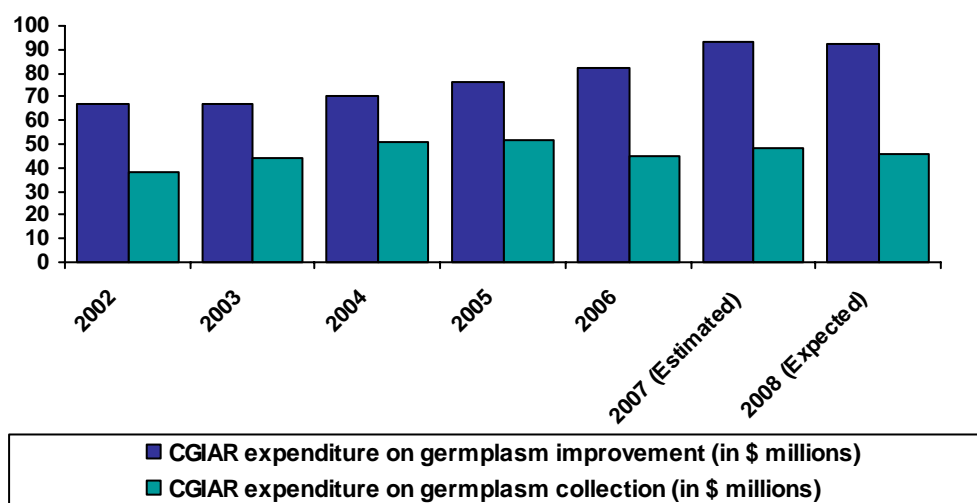
III. CGIAR Centres' contributions to Articles 5 and 6 (see fig.1)

4. In the last five years (2002-2006), the CGIAR Centres contributed an average of USD \$72 000 000 per year or 18 percent of their cumulative annual research investment on Germplasm Improvement. These activities correlate to, and fall under, Article 6 of the Treaty.

5. The CGIAR Centres spent an average of USD\$ 46 000 000, 12 percent of the annual research investment, on Germplasm Collection (including conservation, characterization and evaluation). These are activities which correlate to, and fall under, Article 5 of the Treaty.

6. Figure 1 shows the CGIAR Centres' actual financial expenditures with respect to these two categories of outputs from 2002 to 2006, as well as the expected expenditures for 2007 and 2008.

Fig. 1

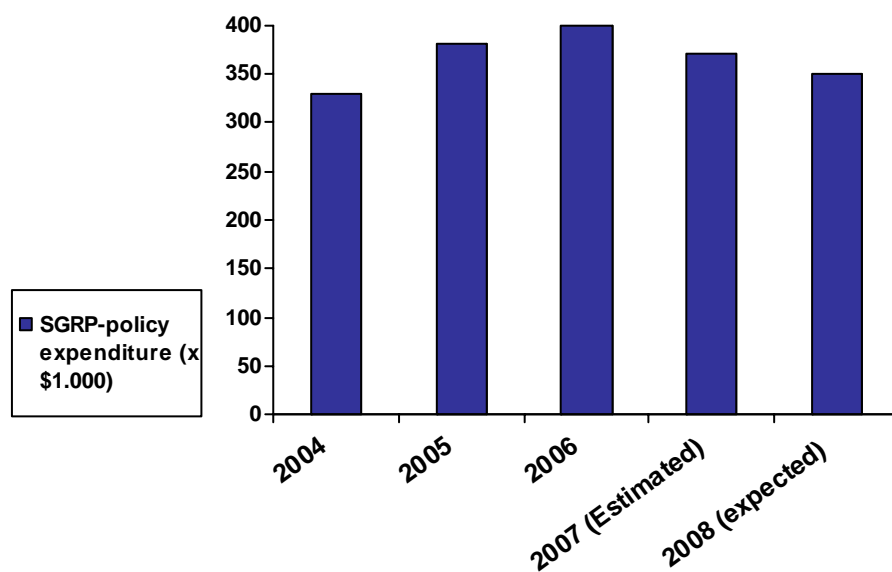


IV. CGIAR Centres' contributions to Article 15 and Part IV (see fig.2) through the SGRP

7. The CGIAR System-wide Genetic Resources Programme (SGRP) was created to promote technical and policy coherence across the individual Centres' genetic resources programmes. The SGRP's goal is to maximize collaboration among the Centres in five thematic areas: policy; public awareness and representation; information; knowledge and technology; and capacity building related to genetic resources. The SGRP supports research and technical capacity in support of the Centres' implementation of the Treaty. It also coordinates representation of the CGIAR in international genetic resources policy making forums, including international meetings of the FAO Commission on Genetic Resources for Food and Agriculture Commission (CGRFA) and the Governing Body of the Treaty.

8. In recent years, a substantial portion of the financial support of the SGRP for genetic resources policy work has been dedicated to supporting the Centres' signing agreements with the Governing Body, as anticipated in Article 15 of the Treaty, and implementing their responsibilities pursuant to those agreements. SGRP policy-related expenditures are therefore listed as contributions to Article 15 and Part IV of the Treaty. In the years 2002-2006, the SGRP spent an average of USD\$370 000 per year on these activities, as represented in Figure 2.

Fig. 2

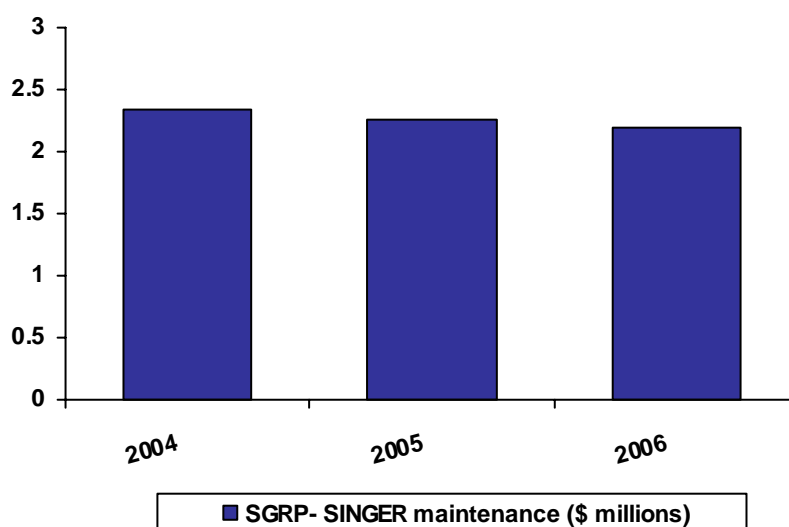


9. It is important to note that the figures included in this table represent finances pooled and spent through a specific system-wide collaborative mechanism, that is, the SGRP. It does not include additional expenditures and activities undertaken on a Centre-by-Centre basis on policy-related activities that are relevant to the implementation of Article 15 and Part IV.

V. CGIAR Centres' contributions to Article 17 through the SGRP

10. The SGRP is also in charge of maintaining the System-wide Information Network for Genetic Resources (SINGER). The maintenance of SINGER is relevant, and correlates, to Article 17 of the Treaty. From 2002-2006, the SGRP spent an average of USD\$ 2 265 000 per year on SINGER.

Fig. 3



11. Again, it is important to note that the figures included in this table represent finances pooled and spent through a specific system-wide collaborative mechanism, that is, the SGRP. It does not reflect additional expenditures and activities undertaken on a Centre-by-Centre basis in the maintenance of their own crop-specific or Centre-specific information systems that are potentially very relevant to Article 17.

VI. Conclusion

12. CGIAR financial records highlight a gradual increase in resources allocated towards germplasm improvement. Annex 1 shows that between 1972 and 1999 germplasm improvement consisted an average of 55 percent of research investment. From 2000 to 2006, the percentage of funding allocated to germplasm improvement, out of the total amount spent on research, decreased to an average of 18 percent. However, the amount invested by the CGIAR Centres for this period in germplasm improvement has increased dramatically compared to the earlier period (1972-1999) (see *Appendix 1*).

13. Research investment for germplasm collection (including conservation, characterization and evaluation) increased dramatically from 1972-2001 and remained stable thereafter.

Appendix 1

Appendix 1

Table 1 - CGIAR Centres' contribution towards germplasm improvement and collection

	\$-millions		% = % of total research investments																		Total
	1972-1981	%	1982-1986	%	1987-1991	%	1992-1996	%	1997-2001	%	2002	%	2003	%	2004	%	2005	%	2006	%	
Germplasm improvement	583	71%	648	63%	893	63%	757	46%	619	36%	67	18%	67	17%	70	17%	76	17%	82	22%	3862
Germplasm collection	70	8%	98	9%	93	7%	244	15%	317	19%	38	11%	44	10%	51	12%	52	12%	45	12%	1052

(Data extracted from CGIAR Research Agenda Expenditures by Activity, 1998-2002 (table A3.2, SGRP Annual Report 2002) and also from CGIAR Total expenditures, 1972-2003 (from Table A5.1 2003 CGIAR Financial Report))

Table 2 - CGIAR Centres' contribution towards germplasm improvement and collection (estimated/proposed/planned)

	\$ millions		% = % of total research investments			
	2007 (est.)	%	2008 (prop.)	%	2009 (plan)	2010 (plan)
Germplasm improvement	93	23%	92	23%	93	95
Germplasm collection	48	12%	46	12%	46	47

(Data provided by CGIAR Finance Information System database, 2007)

Table 3 - CGIAR Centres' contribution towards Article 15 and Part IV (policy representation and activities)

\$ thousands

	2004	2005	2006	2007 (est.)	2008 (plan)
Policy representation and activities	330	380	400	370	350

(Data extracted from Bioversity MTP 2006-2010 for SGRP)

Table 4 - CGIAR Centres' contribution towards Article 17 (maintenance of the System-wide Genetic Resources Network - SINGER)

\$ millions

	2006	2007 (est.)	2008 (plan)
Maintenance of SINGER	2.341	2.25	2.2

(Data extracted from Bioversity MTP 2006-2010 for SGRP)