


Lutjanus kasmira (Forsskål, 1775)

LUT Lut 36

Sciaena kasmira Forsskål, 1775, Descrip.Animal.:xi, 46 (Arabia).

Synonyms : DiaCOPE octolineata Cuvier (in C. & V., 1828 - in part); Mesoprion etaape Lesson (1830); Mesoprion pomacanthus Bleeker (1855 - in part).

FAO Names : En - Common bluestripe snapper; Fr - Vivaneau à raies bleues; Sp - Pargo de rayas azules.

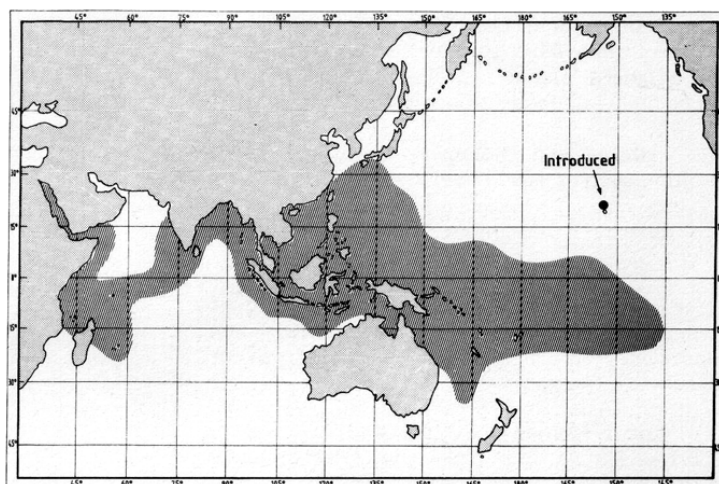


See Plate XVII, 63

Diagnostic Features : Body moderately deep (greatest depth 2.4 to 2.8 times in standard length). Dorsal profile of head steeply sloped; preorbital width usually greater than eye diameter, but sometimes less in small specimens; preopercular notch and knob well developed; vomerine tooth patch crescentic, without a medial posterior extension; tongue smooth, without teeth; gill rakers on lower limb of first arch (including rudiments) 13 or 14, total rakers on first arch 20 to 22. Dorsal fin with 10 spines and 14 or 15 soft rays; anal fin with 3 spines and 7 or 8 soft rays; posterior profile of dorsal and anal fins somewhat angular; pectoral fins with 15 or 16 rays; caudal fin slightly emarginate. Scale rows on back rising obliquely above lateral line. Colour: back and sides bright yellow; lower sides and underside of head white; 4 bright blue stripes on side; several faint greyish stripes on lowermost part of sides; fins yellow.

Geographical Distribution : Widespread in the Indo-Pacific from the Marquesas and Line Islands to East Africa, and from Australia to southern Japan.

Habitat and Biology : Inhabits coral reefs, occurring in both shallow lagoons and on outer reef slopes to depths of at least 60 m, but occurring in 180 and 265 m at the Marquesas Islands and Red Sea respectively. Frequently found in large aggregations around coral formation, caves or wrecks during daylight hours. Feeds on fishes, shrimps, crabs, stomatopods, cephalopods and planktonic crustaceans. Spawning occurs throughout most of the year in lower latitudes with peak activity reported for November and December in the Andaman Sea. Eggs measure from 0.78 to 0.85 mm in diameter and hatch in about hours at 22 to 25°C.



Size : Maximum total length about 35 cm; common to 25 cm. Matures at about 20 to 25 cm.

Interest to Fisheries : Frequently found in markets. It is one of the principal species in the Hawaiian offshore handline fishery, but commands a relatively low price. Caught mainly with handlines, traps and gill nets. Usually offered fresh.

Local Names : ELLICE ISLANDS: Te savane; GILBERT ISLANDS: Te baveata; GUAM: Saas, Ta'ape; JAPAN: Yosuji-fuedai; KENYA: Mbawaa; KUWAIT: Naisarah; SAMOA: Savane; SAUDI ARABIA: Hobara, Naisarah; SEYCHELLES: Madras; SOUTH AFRICA: Blouband snapper, Bluebanded snapper; SRI LANKA: Irri ranna (S); TAHITI: Ta'ape; TANZANIA: Janja, Kelea, Tembo-uzi; THAILAND: Pla kapong; THE PHILIPPINES: Marangsi; TUAMOTUS (Raroia): Hutihuti, Tohare.

Literature : Kyushin *et al.* (1977); Randall (1983); Fischer & Bianchi (eds) (1984); Masuda *et al.* (1984); Shen (1984); Allen & Talbot (1985).


Lutjanus lemniscatus (Valenciennes, 1828)

LUT Lut 5

Serranus lemniscatus Valenciennes (in C. & V.), 1828, *Hist.Nat.Poiss.*, 2:240 (Ceylon).

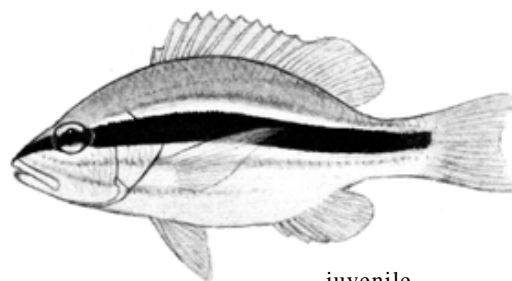
Synonyms : *Mesoprion immaculatus* Cuvier (in C. & V., 1828); *Mesoprion janthinuropterus* Bleeker (1852a); *Lutjanus furvicaudatus* Fowler (1904).

FAO Names : En - Yellowstreaked snapper; Fr - Vivaneau à raies jaunes; Sp - Pargo de rayas amarillas.



See Plate XVII, 64

Diagnostic Features : Body moderately deep (greatest depth 2.5 to 2.8 times in standard length). Dorsal profile of head steeply sloped; snout profile slightly concave; preorbital bone usually much greater than eye diameter, at least in larger specimens; preopercular notch and knob poorly developed; vomerine tooth patch crescentic, without a medial posterior extension; tongue with a patch of granular teeth; gill rakers on lower limb of first arch (including rudiments) 10 to 14, total rakers on first arch 18 to 21. Dorsal fin with 10 spines and 13 or 14 soft rays; anal fin with 3 spines and 8 soft rays; posterior profile of dorsal and anal fins rounded; pectoral fins with 16 rays; caudal fin truncate or slightly emarginate. Scale rows on back rising obliquely above lateral line. Colour: back and upper sides grey-brown or olive; sides grey, brown or reddish; belly and underside of head whitish; dorsal and caudal fins brownish, remaining fins pink or reddish; juveniles with a broad black horizontal band from snout tip to caudal fin base.



juvenile

See Plate XVII, 64a

Geographical Distribution : Indo-West Pacific from Australia and New Guinea to Sri Lanka and southern India, and northward to the Philippines.

Habitat and Biology : Inhabits offshore reefs to depths of 70 to 80 m. Juveniles sometimes encountered in the vicinity of coral reefs, often located close to the shore where silting is moderate and visibility reduced. Feeds on fishes and a variety of benthic invertebrates.

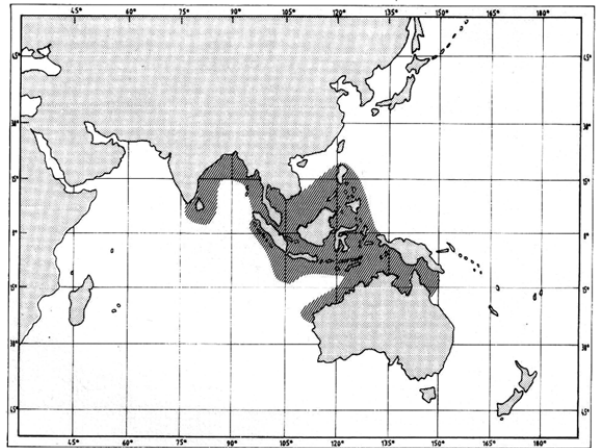
Size : Maximum total length about 65 cm; common to 35 cm.

Interest to Fisheries : An important market species in many localities. Caught mainly with hand-lines, traps and occasionally with bottom trawls. Usually offered fresh, sometimes dried-salted.

Local Names : AUSTRALIA: Dark-tailed sea-perch; THE PHILIPPINES: Alangot, Bambangon, Managat, Mangagat.

Literature : Fischer & Bianchi (eds) (1984); Gloerfelt-Tarp & Kailola (1984); Allen & Talbot (1985).

Remarks : Sometimes referred to as L. janthinuropterus and L. rangus (a junior synonym of L. bohar) by previous authors.




Lutjanus lunulatus (Park, 1797)

LUT Lut 37

Perca lunulata Park, 1797, Trans.Linn.Soc.London, 3:37 (Sumatra).

Synonyms : Mesoprion caudalis Valenciennes (in C. & V., 1830).

FAO Names : En - Lunartail snapper; Fr - Vivaneau queue lune; Sp - Pargo raboluna.



See Plate XVII, 65

Diagnostic Features : Body moderately deep (greatest depth 2.5 to 2.6 times in standard length). Dorsal profile of head steeply sloped; preorbital width about equal to eye diameter; preopercular notch and knob poorly developed; vomerine tooth patch crescentic without a medial posterior extension; tongue with a patch of granular teeth; gill rakers on lower limb of first arch (including rudiments) 8 to 10, total rakers on first arch 15 to 18. Dorsal fin with 10 spines and 13 or 14 soft rays; anal fin with 3 spines and 8 or 9 soft rays; posterior profile of dorsal and anal fins somewhat angular; pectoral fins with 16 or 17 rays; caudal fin slightly emarginate. Scale rows on back rising obliquely above lateral line. Colour: back and upper side brown to reddish-pink;

reddish-pink to mauve on middle of side; rear half of maxilla, lower part of preopercle, breast and abdomen creamy-yellow; dorsal fin reddish-pink to clear; caudal fin with a broad, crescentic black band with the posterior portion of fin pink; pectoral, anal and pelvic fins yellow.

Geographical Distribution : Western Pacific and northern Indian Ocean from Vanuatu and the Philippines to the northeastern Arabian Sea.

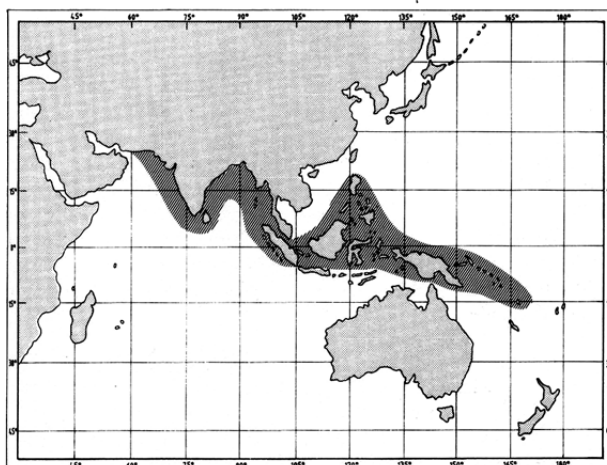
Habitat and Biology : Inhabits coral reefs at depths between about 10 and 30 m. Usually seen solitarily or in small groups.

Size : Maximum total length about 35 cm; common to 20 cm.

Interest to Fisheries : Infrequently seen in markets. Caught mainly with handlines, traps and gill nets. Usually offered fresh.

Local Names : TANZANIA: Janja.

Literature : Fischer & Bianchi (eds) (1984); Gloerfelt-Tarp & Kailola (1984); Allen & Talbot (1985).




Lutjanus lutjanus Bloch, 1790

LUT Lut 7

Lutjanus lutjanus Bloch, 1790, Naturg.Ausländ.Fische , 4:107 (Japan).

Synonyms : Lutjanus blochii Lacepède (1802); Diacope lineolata Rüppell (1829); Serranus nouleny Valenciennes (in C. & V., 1828); Mesoprion caroui Cuvier (in C. & V., 1831); Mesoprion erythrognathus Valenciennes (in C. & V., 1831); Mesoprion xanthopterygius Bleeker (1849); Rhomboplitoides megalops Fowler (1918).

FAO Names : En - Bigeye snapper; Fr - Vivaneau gros yeux; Sp - Pargo de Madras.



See Plate XVIII, 66

Diagnostic Features : Body fusiform, slender (greatest depth 2.9 to 3.3 times in standard length). Dorsal profile of head gently sloped; preorbital bone very narrow, much less than eye diameter; preopercular notch and knob poorly developed; vomerine tooth patch triangular, with a medial posterior extension; tongue with a patch of granular teeth; gill rakers on lower limb of first arch (including rudiments) 17 to 19, total rakers on first arch 24 to 26. Dorsal fin with 10 to 12 spines and 12 soft rays; anal fin with 3 spines and 8 soft rays; posterior profile of