



**Food and Agriculture
Organization of the
United Nations**



The International Treaty
**ON PLANT GENETIC RESOURCES
FOR FOOD AND AGRICULTURE**

Item 19 of the Provisional Agenda

SEVENTH SESSION OF THE GOVERNING BODY

Kigali, Rwanda, 30 October – 3 November 2017

**Financial Report on Progress of the Work Programme and Budget for the
2016-2017 Biennium – Update at 16 October 2017**

Executive Summary

Document IT/GB/17/27 deals with the financial position of the International Treaty in its entirety and was prepared using the financial data available at 30 June 2017. It was noted at the time that any significant financial matters occurring during the period July – October 2017 would be reported to the Governing Body at the time of its Seventh Session.

This Addendum document gives updated data on financial changes that have occurred during the period 1 July – 16 October 2017, in particular with regard to receipts.

Particular emphasis is placed on the Core Administrative Budget as provided for in Financial Rule III.3a but summary information is also provided on other donor-supported Treaty Trust Funds.

*This document can be accessed using the Quick Response Code on this page;
an FAO initiative to minimize its environmental impact and promote greener communications.
Other documents can be consulted at [http://www.fao.org/plant-treaty/meetings/meetings-
detail/en/c/888771/](http://www.fao.org/plant-treaty/meetings/meetings-detail/en/c/888771/)*



bs790

I. INTRODUCTION

1. This document provides an update at 16 October 2017 to the financial position of the International Treaty prepared using the financial data available at 30 June 2017.
2. It is noteworthy that the level of voluntary contributions received during the first twenty-one months of the biennium has exceeded receipts during the same period in the 2014-15 biennium.
3. This document also provides summary information on the donor-supported Funds (the Special Funds for agreed purposes, and the Fund to Support the Participation of Developing Countries) which are considered to form part of the Budget of the Treaty (in accordance with Financial Rule III.3b), as well as on the Benefit-sharing Fund (for the disbursement of funds resulting from Article 13.2d of the Treaty).
4. The section and Appendix numbers in this document indicate the original references in the main document which has been updated to 16 October 2017 from the previous reporting date of 30 June 2017.

II. THE CORE ADMINISTRATIVE BUDGET

Contribution from Contracting Parties

5. As at 16 October 2017, 55 Contracting Parties (out of 135 plus the European Union) had contributed to the Core Administrative Budget, for a total of USD 4,151,964.58 (including amounts due to the Working Capital Reserve and Third Party Beneficiary Operational Reserve).

Contributions from Contracting Parties	2014-15 biennium at 31 December 2015 (for comparison)	Current biennium at 16 October 2017
Core Administrative Budget	3,719,382.94	4,036,969.28
European Commission	186,188.55	112,873.86
Working Capital Reserve ¹	144,179.94	2,044.45
Third Party Beneficiary Operational Reserve	14,120.35	76.99
Total	4,063,871.78	4,151,964.58

6. Contributions to the Core Administrative Budget for 2016-17 were equivalent to approximately 79.07% of the contributions expected from Contracting Parties, or approximately 56.81% of the total CAB (including FAO and Contracting Parties' contributions).
7. The contributions received from the European Union totalled USD 112,873.86 (Euro 100,000) of which 50,000 received in October 2016 (but not credited to the Treaty's account until July 2017 due to a bank error) and a further 50,000 on 5 July 2017. Considering these contributions, the total amount received from Contracting Parties amounts to 81.28% of expected contributions, a result in line with previous biennia.

¹ Including amounts received from countries having become Contracting Parties since the 4th Session of the GB

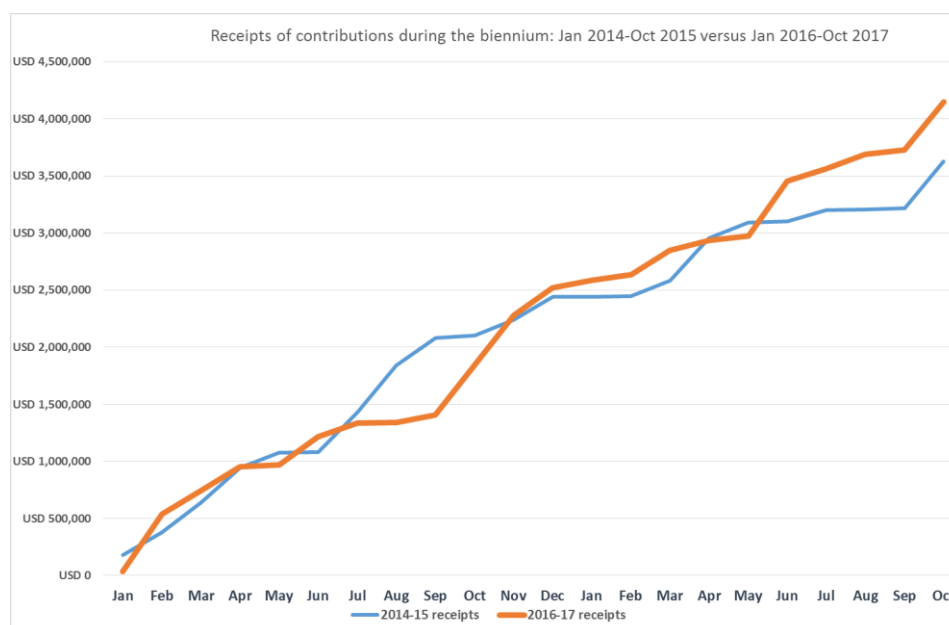
8. Appendix 3 provides an updated list of the contributions made to date by Contracting Parties, with the figures for the full 2014-15 biennium shown for comparison. Appendix 4 provides an updated breakdown, by region, of Contracting Parties that have contributed to the Core Administrative Budget in the current biennium.

9. Details of receipts of contributions for the period July 2017 – October 2017 and not reflected in the previous report at 30 June are as follows:

Core Administrative Budget (Project MTF/INT/017/MUL)	
Contracting Party	Amount USD
Angola	765.83
Egypt	10,517.36
European Union	112,873.86
Germany	117,310.00
Indonesia	27,110.30
Japan	418,518.00
Panama	1,831.00
Slovenia	8,847.50
Total	697,413.85

10. The general trend to date has been relatively positive and slightly higher than that of the previous biennium at 16 October. A comparison of receipts during the current biennium and the previous one is shown in the following diagram.

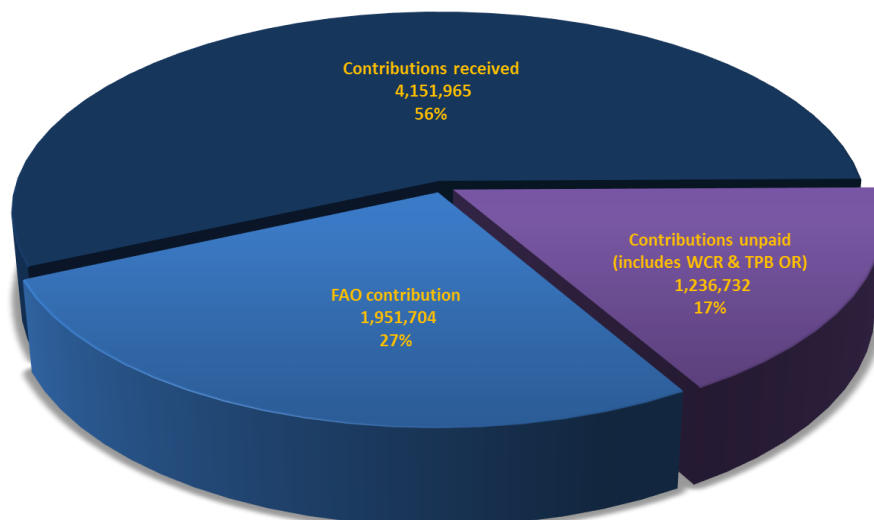
Figure 1



11. Figure 2 shows the status of the Core Administrative Budget, Working Capital Reserve and Third Party Beneficiary Operational Reserve graphically at 16 October 2017.

Figure 2

Overall Status of Contributions to the CAB 2016-2017
(including Working Capital Reserve & TPB Operational Reserve)
Situation at 16 October 2017



III. DONOR-SUPPORTED SPECIAL FUNDS

12. A revised Appendix 6 is included, giving the updated status of receipts to donor supported funds and includes details of contributions to other Treaty projects not previously reported.

13. In view of the financial burden resulting from convening the Seventh Session of the Governing Body, the Fund to Support the Participation of Developing Countries has now been entirely exhausted. Contracting Parties are urgently invited to make contributions to the Fund in order to facilitate the support and vital participation of developing countries in Governing Body processes in the forthcoming biennium. The total estimated need for the 2018-19 biennium is in the amount of USD 450,000, including a minimum reserve.

Appendix 3: Contributions to the Core Administrative Budget, 2016-2017 at 16 October 2017

Contributions in USD to the Core Administrative Budget 2016-2017 - at 16 October 2017

(including amounts credited to the Working Capital Reserve and the Third Party Beneficiary Operational Reserve) Contributions received during the full 2014-15 biennium are shown for comparison

Contracting Party	2014-2015	2016-2017
Algeria	10,428.33	10,719.59
Angola	741.49	765.83
Australia	157,591.89	162,559.66
Austria	59,079.66	54,207.20
Bangladesh	-	770.00
Bhutan	257.82	51.05
Brazil	129,623.17	-
Bulgaria	3,938.81	-
Cambodia	319.43	306.33
Cameroon	-	1,102.00
Canada	226,797.87	233,985.84
Costa Rica	2,845.10	2,939.20
Czech Republic	29,313.67	30,275.72
Democratic People's Republic of Korea	-	466.00
Denmark	51,281.29	52,893.16
Ecuador	3,361.43	-
Egypt	10,183.17	10,517.36
Estonia	3,015.40	3,114.37
European Union	186,188.55	112,873.86
Finland	39,435.42	40,715.98
France	200,000.00	200,000.00
Germany	553,176.10	548,806.14
Greece		48,493.62

Guatemala	2,026.75	2,093.26
Honduras	-	674.69
Hungary	20,204.81	10,081.50
India	50,569.23	52,179.44
Indonesia	26,298.27	27,110.30
Ireland ²	32,749.92	-
Italy	356,304.35	361,078.59
Jamaica	874.36	867.94
Japan	889,870.60	848,668.00
Jordan	1,680.72	-
Lao People's Democratic Republic	155.13	153.17
Latvia	3,927.48	3,675.97
Lebanon	3,213.00	3,213.00
Lesotho	-	56.26
Liberia	44.26	-
Lithuania	5,536.48	5,718.18
Madagascar	254.79	-
Malawi	159.99	
Malaysia	21,354.99	-
Maldives	56.26	-
Montenegro	400.46	-
Myanmar	1,373.36	765.83
Netherlands	-	129,660.14
Norway	63,697.76	66,384.47
Oman	7,760.96	8,015.66
Panama	3,956.00	3,662.00
Philippines	11,715.58	12,048.53
Republic of Korea	50,000.00	97,900.00

² Contribution for the 2016-17 biennium received in 2015

Samoa	94.23	-
Senegal	470.66	-
Serbia	-	3,358.37
Seychelles	-	102.10
Slovenia	7,612.66	16,975.00
Spain	225,909.00	237,327.00
Swaziland	-	522.45
Sweden	36,481.44	110,185.28
Switzerland	-	82,062.91
Togo	49.43	51.05
Trinidad & Tobago	3,676.76	3,608.75
Tunisia	5,904.67	2,808.03
Turkey	100,892.43	104,101.49
Uganda	444.90	459.50
United Kingdom	455,032.80	406,040.89
Uruguay	4,151.00	2,042.00
Yemen	732.00	-
Zambia	444.90	-
Zimbabwe	210.79	-
Total	4,063,871.78	4,119,214.66

Appendix 4a: Contributions to the Core Administrative Budget 2016-2017 by Region at 16 October 2017

Region	Contracting Parties that have made contributions	Contracting Parties that have not made contributions		
Africa	Algeria 1/ Angola 1/ Cameroon Lesotho Seychelles Swaziland Togo 1/ Tunisia 1/ Uganda 1/	Benin Burkina Faso Burundi Central African Republic Chad Congo, Republic of Côte d'Ivoire Democratic Republic of the Congo Djibouti Eritrea Ethiopia Gabon	Ghana Guinea Guinea-Bissau Kenya Liberia 1/ Madagascar 1/ Malawi Mali Mauritania 1/ Mauritius Morocco Namibia	Niger Rwanda Sao Tome and Principe Senegal Sierra Leone Sudan United Republic of Tanzania Zambia 1/ Zimbabwe 1/
Asia	Bangladesh Bhutan 1/ Cambodia 1/ Democratic People's Republic of Korea India 1/ Indonesia 1/ Japan 1/ Lao P.D.R. 1/ Myanmar 1/ Philippines 1/ Republic of Korea 1/	Malaysia 1/ Maldives 1/ Nepal Pakistan Sri Lanka		
Europe	Austria 1/ Czech Republic 1/ Denmark 1/ Estonia 1/ European Union 1/ Finland 1/ France 1/ Germany 1/ Greece Hungary 1/ Ireland 1/ Italy 1/ Latvia 1/ Lithuania 1/ Netherlands Norway 1/ Serbia Slovenia 1/ Spain 1/ Sweden 1/ Switzerland 1/ Turkey 1/ United Kingdom 1/	Albania Armenia Belgium Bulgaria 1/ Croatia Cyprus Iceland Luxembourg Montenegro 1/ Poland Portugal Republic of Moldova	Romania Slovakia	
Latin America and the Caribbean	Costa Rica 1/ Guatemala 1/ Honduras Jamaica 1/ Panama 1/ Trinidad and Tobago 1/ Uruguay 1/	Brazil 1/ Cuba Ecuador 1/ El Salvador Nicaragua Paraguay Peru	Saint Lucia Venezuela	
Near East	Egypt 1/ Lebanon 1/ Oman 1/	Afghanistan Iran, Islamic Republic of Iraq Jordan 1/ Kuwait Kyrgyz Republic	Libya Qatar Saudi Arabia 1/ Syrian Arab Republic United Arab Emirates Yemen 1/	
North America	Canada 1/			
South West Pacific	Australia 1/	Cook Islands Fiji Kiribati	Marshall Islands Papua New Guinea Palau	Tonga Samoa 1/

1/ Contracting Party having made a contribution to the 2014-15 CAB

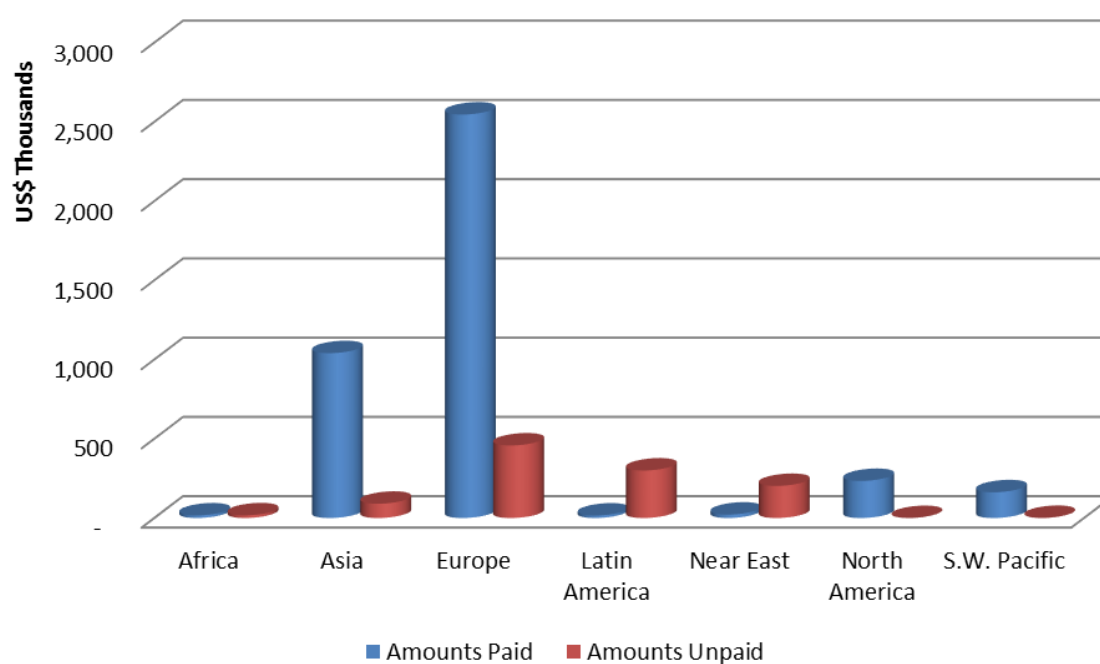
Appendix 4b: Contributions to the Core Administrative Budget 2016-2017 by Region at 16 October 2017

(Including amounts paid in advance in 2015; excluding amounts to reserve funds)

Amounts received from Contracting Parties: 2016-17 biennium

Region	Total	Contributed		Not contributed	
		US\$	% of region	US\$	% of region
Africa	33,543	16,440	49%	17,103	51%
Asia	1,130,617	1,040,408	92%	90,209	8%
Europe	3,003,984	2,546,004	85%	457,980	15%
Latin America	315,725	15,826	5%	299,899	95%
Near East	224,234	21,746	10%	202,488	90%
North America	233,986	233,986	100%	0	0%
S.W. Pacific	163,428	162,560	99%	868	1%
Total	5,105,517	4,036,969	79%	1,068,548	21%

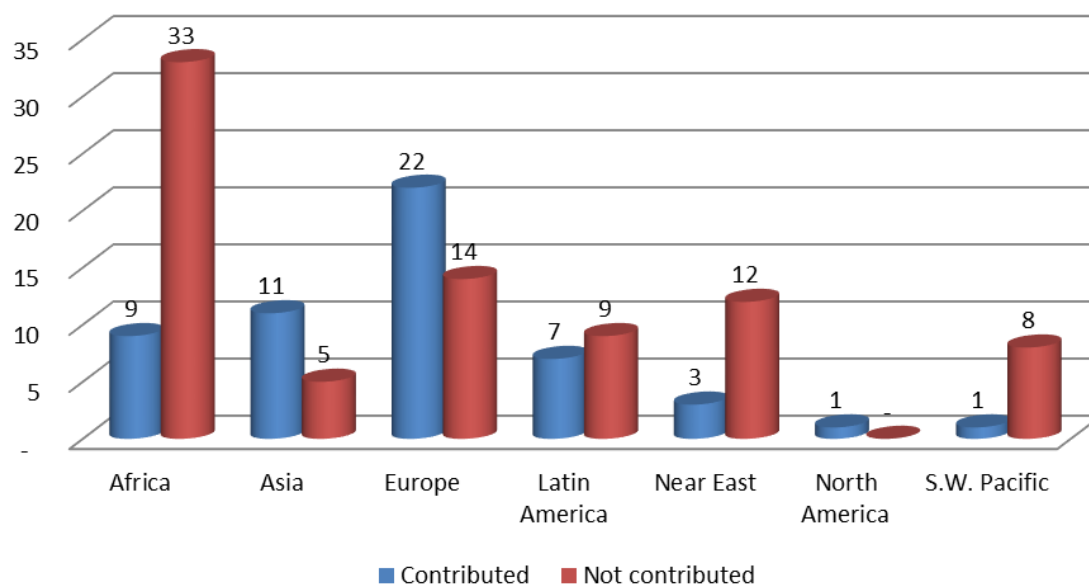
Geographical distribution by amounts



Appendix 4c: Numbers of Contracting Parties:2016-17 biennium excluding the EU

Numbers of Contracting Parties: 2016-17 biennium (excluding the EU)					
Region	Total	Contributed		Not contributed	
		no.	% of region	no.	% of region
<i>Africa</i>	42	9	21%	33	79%
<i>Asia</i>	16	11	69%	5	31%
<i>Europe</i>	36	22	61%	14	39%
<i>Latin America</i>	16	7	44%	9	56%
<i>Near East</i>	15	3	20%	12	80%
<i>North America</i>	1	1	100%	-	0%
<i>S.W. Pacific</i>	9	1	11%	8	89%
Total	135	54	40%	81	60%

Geographical distribution: numbers of Contracting Parties



Appendix 6: Contributions to Donor Supported Trust Funds

Period 1 January 2016 - 16 October 2017 (aggregated amounts)

Trust Fund	Donor	Amount USD	
Special Funds for agreed purposes (Project MTF/INT/019/MUL)			
	Italy	342,388	
	Norway	45,790	
	Spain	247	³
	Switzerland	185,165	
Total Special Funds for agreed purposes		573,590	
Participation of Developing Countries (Project MTF/INT/018/MUL)			
	Switzerland	122,485	
Total Participation of Developing Countries		122,485	
Benefit-sharing Fund (Project GINC/INT/031/MUL)			
	Australia	718,815	
	Canada	1,177	
	European Seed Association	339,751	
	International Seed Federation	49,280	
	Italy	1,212,196	
	Norway	182,622	⁴
	Sweden	146,176	
Total Benefit-sharing Fund		2,650,017	
Implementation of the Global Information System on PGRFA (Project GCP/GLO/685/GER)			
	Germany	539,296	
Total GLIS Project		539,296	
Support Participation of Developing Countries to 7th Session of Governing Body (Project GCP/GLO/851/GER)			
	Germany	47,226	
Total Support to Developing Countries		47,226	
Support to the Secretariat of the Governing Body of the ITPGRFA (Project GCP/GLO/176/ITA)			
	Italy	441,578	441,578
Total Support to the Secretariat		441,578	

³ Transfer of residual balance from GINC/INT/041/SPA

⁴ Norwegian initiative: 1.1% of national seed sales