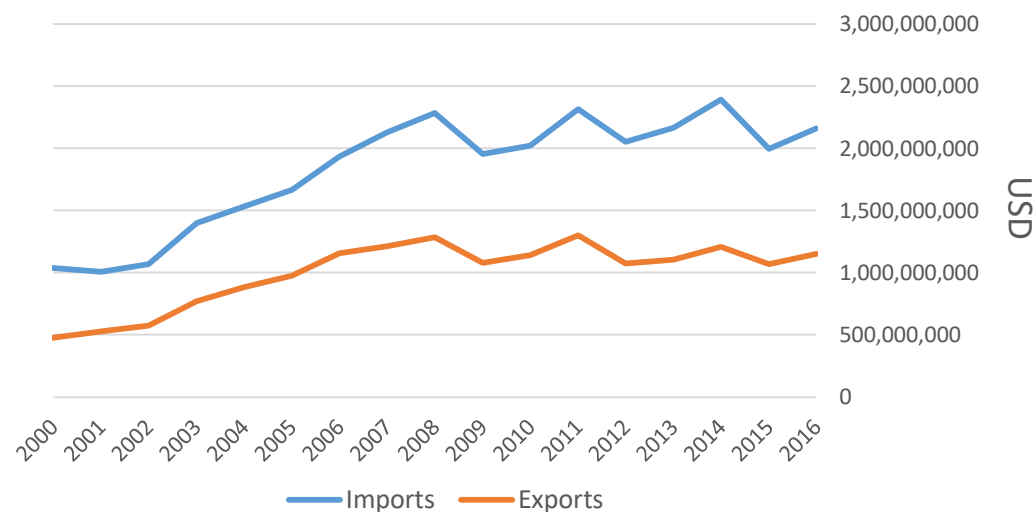




COUNTRY BRIEF

Population	Ease of doing business rank
11 429 000	52nd
Length of coastline	Exclusive fishing zone
76 km	2 089 km ²
Average GDP growth	GDP per capita
1.26%	USD 42 667



GDP from fisheries

0.0160%

Fish available for consumption

25.1 kg/capita

Imports of fish and fishery products

132 426 822 tonnes

USD 875 263 534

Agricultural GDP from fisheries

2.5221%

Fishing and aquaculture production

Total 24 724 tonnes

Capture 100%

Aquaculture 0%

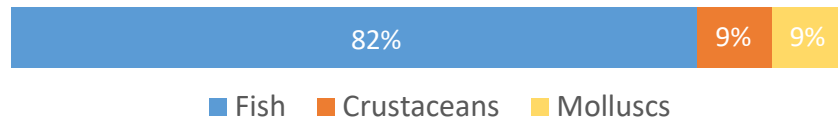
Exports of fish and fishery products

200 525 951 tonnes


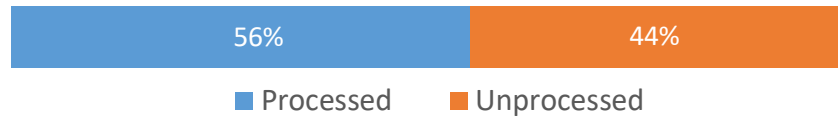
USD 377 308 148

Production and Trade Breakdown - 2017


Production by volume



Imports by value



Exports by value



PRODUCTION - TOP 10 Species (Volume) - 2017

Rank	Species	Volume (Tonnes)
1 st	European plaice	7 921
2 nd	Common sole	2 215
3 rd	Monkfishes nei	1 578
4 th	Tub gurnard	1 262
5 th	Norway lobster	1 116
6 th	Common cuttlefish	908
7 th	Great Atlantic scallop	836
8 th	Atlantic cod	800
9 th	Common shrimp	717
10 th	Lemon sole	668

IMPORTS - TOP 10 Products (Value) - 2017

		USD
1 st	Shrimps, prawns	456 176 923
	frozen	
	HS 0306.17	
2 nd	Pacific, Atlantic, Danube Salmon	143 766 711
	fresh or chilled fillets	
	HS 0304.41	
3 rd	Tunas, skipjack, bonito	93 922 532
	prepared or preserved	
	HS 1604.14	
4 th	Pacific, Atlantic, Danube salmon	78 613 560
	frozen fillets	
	HS 0304.81	
5 th	Mussels	74 118 406
	Live, fresh or chilled	
	HS 0307.31	
6 th	Shrimps, prawns	68 567 906
	prepared or preserved, in airtight containers	
	HS 1605.29	
7 th	Shrimps, prawns	56 278 892
	prepared or preserved	
	HS 1605.21	
8 th	Fish, other than species in 1604	49 464 193
	prepared or preserved, minced	
	HS 1604.20	
9 th	Fish, other than species in 1604	46 982 333
	prepared or preserved	
	HS 1604.19	
10 th	Fish, other than species in 0304	42 649 427
	frozen fillets	
	HS 0304.89	

EXPORTS - TOP 10 Products (Value) - 2017

		USD
1 st	Shrimps, prawns	335 053 246
	frozen	
	HS 0306.17	
2 nd	Shrimps, prawns	102 621 874
	prepared or preserved	
	HS 1605.21	
3 rd	Pacific, Atlantic, Danube salmon	61 390 875
	frozen fillets	
	HS 0304.81	
4 th	Fish, other than species in 1604	44 449 262
	prepared or preserved, minced	
	HS 1604.20	
5 th	Rock lobster, other sea crawfish	33 509 328
	frozen	
	HS 0306.11	
6 th	Pacific, Atlantic, Danube Salmon	31 038 604
	fresh or chilled fillets	
	HS 0304.41	
7 th	Squid, cuttlefish	26 908 236
	frozen	
	HS 0307.43	
8 th	Lobster	24 226 853
	Live, fresh or chilled	
	HS 0306.32	
9 th	Fish, other than species in 1604	22 894 562
	prepared or preserved	
	HS 1604.19	
10 th	Crab	21 536 587
	prepared or preserved	
	HS 1605.10	

A GLOBEFISH Product

GLOBEFISH is a foremost source of information and analysis on international fish trade. Established in 1984, GLOBEFISH is a multi-donor funded project in the Fisheries and Aquaculture Department of FAO (UN), responsible for providing up-to-date market and trade information on fish and fishery products.

[Visit our website](#)

[Subscribe to our newsletter](#) or [email us](#)

Recent Publications



[Globefish Highlights, 4/2018](#)

Our flagship publication, focused on prices and analysis of market trends covering a variety of major commodities. Released quarterly



[Chinese Fish Price Report, 1/2019](#)

Comprehensive coverage of domestic price trends, market information for commercially significant species, along with industry news and relevant policy updates. Released quarterly



[European Price Report, 3/2019](#)

Market and price analysis for fish and fishery products in the European market. Released monthly



Sources and Information

- Population, GDP Growth, GDP per Capita: IMF's 'World Economic Outlook Databases' (<https://www.imf.org/en/Publications/SPROLLS/world-economic-outlook-databases#sort=%40imfdate%20descending>)
- Fishing and aquaculture production: FAO's 'Global capture production 1950-2016' (www.fao.org/fishery/statistics/software/fishstatj/en)
- Fish available for consumption: FAO's 'Fishery and Aquaculture Statistics 2016'. (http://www.fao.org/fishery/static/Yearbook/YB2016_USBcard/index.htm)
- Share of Trade, Top 10 Exported Species, Top 10 Imported Species: UN's Comtrade database (<https://comtrade.un.org/>)
- Length of Coastline, Exclusive Economic Zone: UNEP's 'Global Environment Outlook' (<https://www.unenvironment.org/global-environment-outlook>)
- Value added by sector, Population Pyramids: World Bank's 'World Development Indicators' (<http://datatopics.worldbank.org/world-development-indicators/>)
- Ease of doing business: World Bank's 'Ease of Doing Business' ranking (<http://www.doingbusiness.org/>)

Disclaimer

The designations employed and the presentation of material in this information product do not imply the expression of any opinion whatsoever on the part of the Food and Agriculture Organization of the United Nations (FAO) concerning the legal or constitutional status of any country, territory or sea area, or concerning the delimitation of frontiers or boundaries.

The data herein presented is compiled by the FAO staff at the time of its production, "as is" and "as available," and every effort is made to ensure, but not guarantee, their timeliness, accuracy, and completeness. FAO assumes no responsibility for errors and omissions in the data provided. Users are, however, kindly asked to report any errors or deficiencies in this product to FAO GLOBEFISH (globefish@fao.org).