

sponsored by  Sida



Food Security and Climate Change Challenge Badge



The designations employed and the presentation of material in this information product do not imply the expression of any opinion whatsoever on the part of the Food and Agriculture Organization of the United Nations (FAO) concerning the legal or development status of any country, territory, city or area or of its authorities, or concerning the delimitation of its frontiers or boundaries. The mention of specific companies or products of manufacturers, whether or not these have been patented, does not imply that these have been endorsed or recommended by FAO in preference to others of a similar nature that are not mentioned.

All rights reserved. Reproduction and dissemination of material in this information product for educational or other non-commercial purposes are authorized without any prior written permission from the copyright holders provided the source is fully acknowledged. Reproduction of material in this information product for resale or other commercial purposes is prohibited without written permission of the copyright holders.

Applications for such permission should be addressed to:
Chief

Electronic Publishing Policy and Support Branch
Communication Division
FAO

Viale delle Terme di Caracalla, 00153 Rome, Italy
or by e-mail to:
copyright@fao.org

© **FAO October 2009**




This document has been financed by the Swedish International Development Cooperation Agency, Sida. Sida does not necessarily share the views expressed in this material. Responsibility for its content rests entirely with the author.


table of contents

Introduction	2 INTRODUCTION TO FOOD SECURITY AND CLIMATE CHANGE
	4 ABOUT THE BADGE
	4 The badge curriculum
	5 Age ranges of activities
	5 The badge design
	6 How to use this badge curriculum
	7 Additional information and resources


9 OUR CLIMATE

	9 Let's take care of our environment
	9 Reduce your climate change footprint
10	Save energy
13	Use water wisely
14	Protect forests
15	Reduce – Reuse – Recycle

19 OUR FOOD

	19 Our food choices can have positive or negative effects on climate
22	Our food and health depend on climate
23	Everybody has the right to food

25 OUR WORLD

	25 Discover!
27	Be creative!
27	Reach out!
28	Take action!

30 RESOURCES AND ADDITIONAL INFORMATION

35 ACKNOWLEDGEMENTS

Introduction to food security and climate change



Climate change is one of the major issues of our time: temperatures ARE increasing, weather patterns ARE changing, glaciers ARE melting and sea levels ARE rising. **Many people are already being affected by climate change** and numerous individuals are going hungry due to these and other causes. Everyone agrees that something needs to be done but how many people are actually taking action?



The Food and Agriculture Organization of the United Nations (FAO), the World Association of Girl Guides and Girl Scouts (WAGGGS) and the United Nations Global Alliance (YUNGA) are committed to providing solutions to these problems and to encouraging the **young people of the world** to be actively engaged in **shaping a more positive future**.

Young people are concerned, thoughtful and responsible citizens capable of participating in and **changing their communities and society**. They have an important role to play in addressing and overcoming the issues of our world and have the **enthusiasm, imagination and abundant energy** to undertake local initiatives, act as effective communicators in their communities and be involved in international arenas.

To be able to contribute to society, children and young people need to understand the environmental and social realities of our time and of their future. We need to support them to become **empowered and responsible citizens of the world**, able to adapt and respond to future challenges.

Climate change is a global problem but many of its causes are **due to individual lifestyle choices**. The challenge badge will raise awareness of how our everyday activities contribute to climate change and how different communities and individuals are already, and will continue to be affected by climate change, especially in regards to access to water and food.

Using the badge curriculum children and young people will learn the importance of **eating healthy food** in adequate quantity, quality and variety. They will learn that many people in our world are not able to access the food they need, resulting in **hunger and malnutrition**. In addition, they will explore how to make food choices which have **less of an impact on our environment**.

The badge will **motivate** the individual to **take actions** to improve their lives and encourage their local communities to become more environmentally-friendly. The badge will be a useful resource to nurture the growth of a new generation of **responsible global citizens**. It will help young people realize they can **make a difference** and they have an **important role to play** in achieving a world free from hunger and the catastrophic affects of climate change.

Climate Change is firmly on the agenda of the World Association of Girl Guides and Girl Scouts. Throughout the nearly 100 years of Girl Guiding and Girl Scouting, girls and young women have been caring for and advocating for the environment. Girl Guides and Girl Scouts have been protecting the oceans, the forests and the plains and responding actively to natural disasters. Now, more than ever, we need to continue and accelerate this tradition. It is girls and young women who will most powerfully influence their own futures.

Margaret Treloar
WAGGGS World Board Chair

about the badge

The Food Security and Climate Change Challenge Badge is designed to help educate children and young people about climate change and food security while encouraging them to take action against global warming, environmental degradation and hunger in the world. By carrying out these activities your group will identify and take actions to reduce their environmental footprint and learn how to make better consumer and life-style choices.

The badge curriculum

The badge curriculum is divided into three categories:



Our Climate A selection of activities to help young people understand weather and climate, determine their impact on the environment and find solutions to deal with the effects of climate change.



Our Food Activities to help young people learn more about the consequences of our food and life-style choices on our planet and our dependence on climate for our nutrition and health.



Our World Ideas to help your group carry out projects and programmes in your local communities, to reduce unsustainable use of resources, restore ecosystems and fight hunger in the world.

The first activity listed in the “Our Climate” and “Our Food” categories must be completed by everyone as it provides an overview to the topics. Individuals can then select the most suitable and interesting activities from the list of optional activities provided.

Age ranges of activities

To help you and your group select the most appropriate activity a coding system is provided to indicate the age group that the activity is most suitable for. Next to each activity you will see a code, for example “(Level 1 and 2)”, which indicates the activity should be suitable for five to ten years old and eleven to fifteen years old. Please note that this coding is only indicative. You may well find that some activities at other levels are more suitable for your group or particular individual.

LEVEL **1** **FIVE TO TEN** years old

LEVEL **2** **ELEVEN TO FIFTEEN** years old

LEVEL **3** **SIXTEEN TO TWENTY** years old

The badge design

The design of the badge is derived from the drawing of Chan Hiu Wing, Hong Kong, who won our **International Drawing Competition**.



See all the drawings from the competition at:

www.yunga.org/scans/gallery_en.asp

How to use this badge curriculum

Step 1

Encourage your group to find out more about climate change and food security by using books like the “Our World, Our Climate, Our Food” youth guide (available in 2010) and Web sites such as the “Unite for Climate” portal (<http://uniteforclimate.org>) and the Feeding Minds Fighting Hunger Web site (www.feedingminds.org). Some additional links can also be found at the end of this booklet (see page 30).



Step 2

Allow the group and the individual members to make their own decisions on the activities they would like to conduct. There are some activities that everyone needs to complete because they provide the necessary background and understanding of the different topics. Apart from these sections, participants are encouraged to choose the activities that best match their needs, interests and culture. Some activities can be done individually, others in small groups. If you have a new activity which is particularly appropriate for your group you can also include this as one of the options.

Step 3

Allow enough time for the group to carry out the activities. Support and guide them through the process but make sure they carry out their tasks as autonomously as possible. Many activities can be conducted in several different ways. Encourage young people to think and act creatively when undertaking their activities.

Step 4

Have participants present the results of the challenge badge to the rest of the group. Do you notice any changes in their attitudes and behaviour? Discuss the experience and reflect on how they can continue to apply it in their lives.

Step 5

Organize an award ceremony for those who successfully complete the badge curriculum. Invite families, friends, teachers, media representatives, community leaders to participate in the ceremony. Encourage your group to be creative and present the results of their project to the community. Award them with the certificates and the challenge badges. Challenge badges can be ordered at WAGGGS' on-line shop: www.wagggs-shop.org

Step 6

Share with FAO and WAGGGS! Send us your stories, photos, drawings, ideas and suggestions: children-youth@fao.org

Additional information and resources

Links to resources and activity materials which can be used by you and your group to undertake the badge can be found at the back of this document (page 30). If you join our newsletter (see next section below) you will be informed automatically when new resources become available.

This badge is one of many complementary resources and activities being developed by FAO, WAGGGS, YUNGA and other partners. If you would like to be informed on new materials that are available, please join our newsletter by sending us an e-mail. It would be great also to receive news and photos on how you and your group did the challenge badge, especially if you came up with new ideas and activities. You can send your materials to:

children-youth@fao.org

NEWS

TO SAVE PAPER WE SUGGEST THAT YOU USE ONLY ONE COPY OF
THIS DOCUMENT AND SHARE IT WITH YOUR SCHOOL AND GROUP

