



Food and Agriculture
Organization of the
United Nations



General Fisheries Commission
for the Mediterranean
Commission générale des pêches
pour la Méditerranée



GOOD PRACTICE GUIDE FOR THE HANDLING OF SHARKS AND RAYS CAUGHT INCIDENTALLY IN MEDITERRANEAN PELAGIC LONGLINE FISHERIES

In collaboration with




Financed by




TECHNICAL SHEET N° 1 - SHARK AND RAY¹ SPECIES MOST AFFECTED BY MEDITERRANEAN PELAGIC LONGLINE FISHERIES (1/3)

¹The illustrations are not drawn to scale



Porbeagle
(*Lamna nasus*)

Dorsal fin level with the pectoral fins
White patch at the rear of the dorsal fin
Pointed snout



Shortfin mako shark
(*Isurus oxyrinchus*)

Head longer than the pectoral fins
Wide mouth
Dorsal fin further back than the pectoral fins



Protected species, fishing is prohibited in the Mediterranean Sea. The reporting of any incidental catch is mandatory (see Technical Sheet 6)

TECHNICAL SHEET N° 1 - SHARK AND RAY SPECIES MOST AFFECTED BY MEDITERRANEAN PELAGIC LONGLINE FISHERIES (2/3)



Great white shark
(*Carcharodon carcharias*)

- Wide mouth
- Long gill slits
- Large dorsal fin
- Long caudal keel




Common thresher
(*Alopias vulpinus*)

- Conical snout
- Small eyes
- White belly
- Dark brown and slate gray back becoming slate gray to dark blue on the flanks



Blue shark
(*Prionace glauca*)

- Very slender body shape
- Dark blue back and white belly
- Long and pointed pectoral fins



Protected species, fishing is prohibited in the Mediterranean Sea. The reporting of any incidental catch is mandatory (see Technical Sheet 6)



Fishing of this species is allowed in the Mediterranean Sea, but the reporting of any catch is mandatory (see Technical Sheet 6)

TECHNICAL SHEET N° 1 - SHARK AND RAY SPECIES MOST AFFECTED BY MEDITERRANEAN PELAGIC LONGLINE FISHERIES (3/3)




Pelagic stingray
(*Pteroplatytrygon violacea*)

- Rounded snout
- Back without spines
- Pelvic fins protruding from the disc


Bigeye thresher
(*Alopias superciliosus*)

- Deep frontal furrow
- Purple gray back
- Big eyes
- White belly




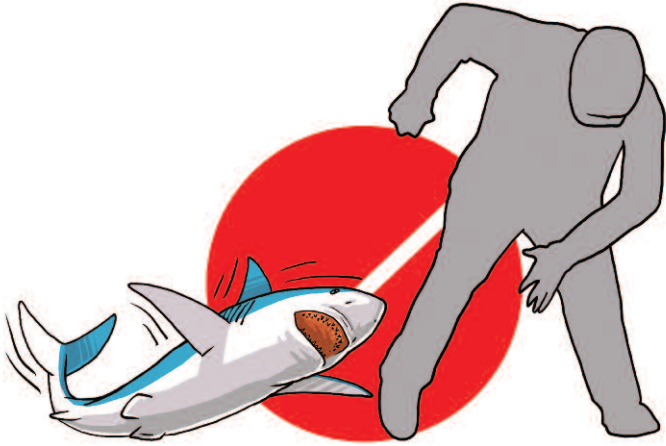
Bluntnose sixgill shark
(*Hexanchus griseus*)

- Small fluorescent green eyes
- Six gill slits
- Dorsal fin close to the tail



TECHNICAL SHEET N° 2 - PRECAUTIONS TO TAKE WHEN RELEASING SHARKS AND RAYS CAUGHT IN PELAGIC LONGLINE FISHERIES

ALWAYS WATCH OUT FOR BITES, BLOWS AND STINGS!



HAVE THE CORRECT EQUIPMENT:

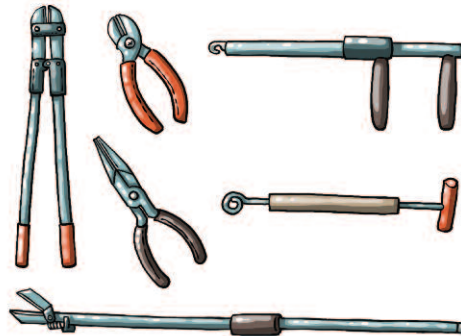
Hook remover

Pincers / Bolt cutters


Long-handled pruning shears

Gloves

Protective glasses



TECHNICAL SHEET N° 3 - RELEASING SHARKS CAUGHT IN PELAGIC LONGLINE FISHERIES



1

Removing the hook from the shark

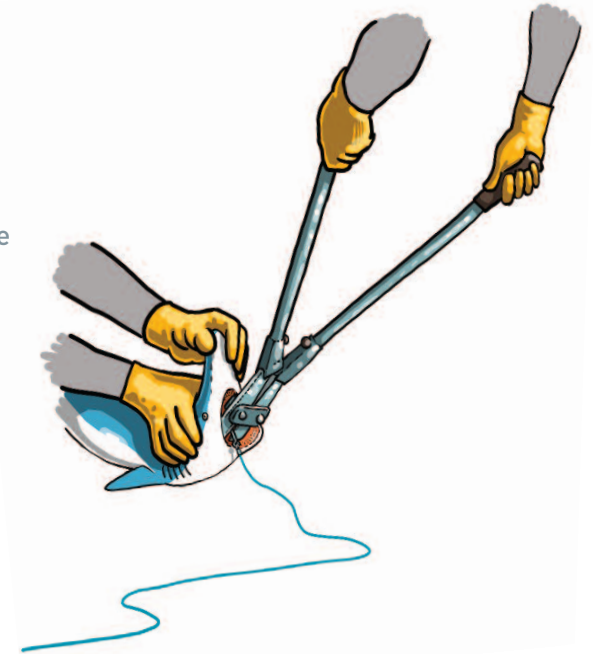
If the shark is in the water

Cut the line as close as possible to the shark's mouth

If the shark is on board

Cut the hook if possible or cut the line as close as possible to the hook ring

N.B. In order to release the shark as quickly as possible, it is best not to bring it on board.




2

Releasing the shark

Handle the shark holding a pectoral fin with one hand and the tail with the other.



Return the shark to the water, head first, without throwing it. Let the animal slide.

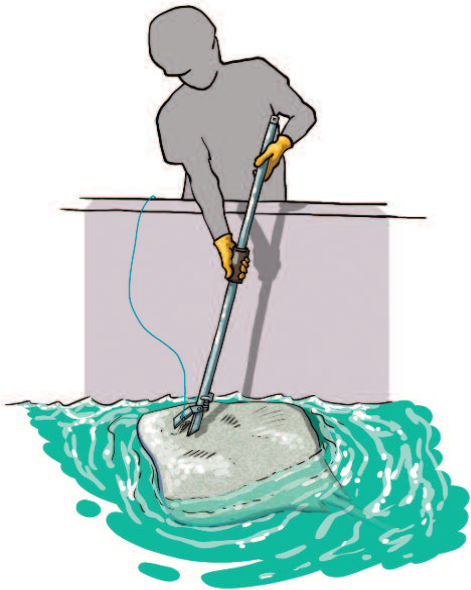


TECHNICAL SHEET N° 4 - RELEASING RAYS CAUGHT IN PELAGIC LONGLINE FISHERIES

Removing the hook from the ray

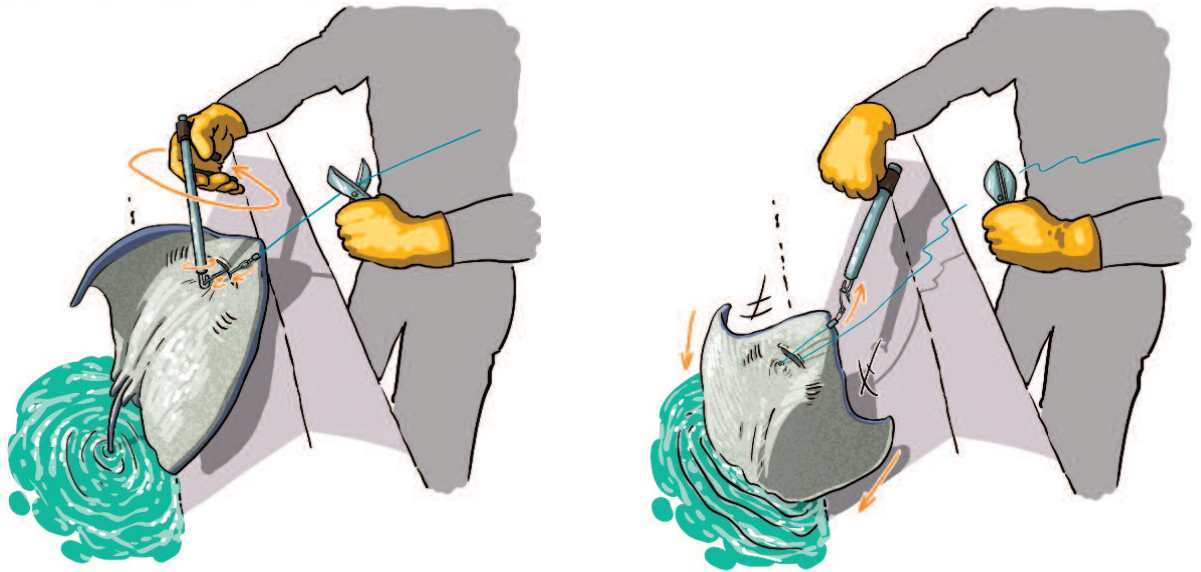
Rays rarely survive after release due to jaw damage. Although these animals are potentially dangerous, there are simple handling procedures that increase their chances of survival after release.

If the hook is lodged in the corner of the mouth




Cut the hook if possible or cut the line as close as possible to the hook ring.

If the ray is deep-hooked



Tie the end of line to a fixed point so as to have both hands free. Use a hook remover or a pair of pliers to grab hold of the tip of the hook and then rotate it in order to extract it. Cut the line to allow the ray to drop back into the water.


TECHNICAL SHEET N° 5 - "DO NOTS" WHEN RELEASING SHARKS AND RAYS CAUGHT IN PELAGIC LONGLINE FISHERIES



Do not lift the shark by the tail or by the head




Do not carry the shark by its gill slits



Do not put your hands in the shark's mouth to remove the hook





Do not incise the flesh or cut the jaw of the ray to remove the hook



Do not cause any trauma that might damage the shark's internal organs (for example, do not put pieces of wood into its mouth or cut its flesh)



Do not carry the shark by inserting the boathook or other sharp objects into its body (jaws or gills)



Do not expose the shark to the sun

TECHNICAL SHEET N° 6 - REPORTING INCIDENTAL CATCH

FOR THE CATCH OF ANY SHARK SPECIES MARKED  OR  IN TECHNICAL SHEET 1, RECORD THE FOLLOWING INFORMATION IN THE LOGBOOK:



Date

GPS Position

Geographical subregion



Type of vessel (Fleet segment)

Fishing gear



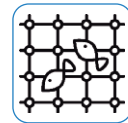
Species caught

Total number of specimens caught

Number of specimens released alive

Number of dead specimens

Number of specimens in unknown status



And if possible...

Take photos of the shark(s)

The information above is extremely important! Please submit it, as soon as possible, to the relevant national authorities. If in doubt, ask for their help.

GOOD PRACTICE GUIDE FOR THE HANDLING OF SHARKS AND RAYS CAUGHT INCIDENTALLY IN MEDITERRANEAN PELAGIC LONGLINE FISHERIES

This guide was developed within the framework of a project which aimed to mitigate the negative interactions between endangered marine species and fishing activities. This project was implemented by the Secretariat of the Agreement on the Conservation of Cetaceans of the Black Sea, Mediterranean Sea and Contiguous Atlantic Area (ACCOBAMS) and by the Secretariat of the General Fisheries Commission for the Mediterranean (GFCM), in collaboration with the Specially Protected Areas Regional Activity Centre (SPA/RAC). The main objective of the project was to enhance the conservation of endangered marine species (cetaceans, sea turtles and seabirds, etc.) by promoting responsible fishing practices in the Mediterranean.

Technical and scientific contribution (in alphabetical order)

Aurora Nastasi, Julia Pierraccini, François Poisson

Illustrations

Manuela D'Antoni, Food and Agriculture Organization of the United Nations, original scientific illustrations reproduced with permission (Technical Sheet 1), François Dolambi (Technical Sheets 2-5), Alberto Gennari (Technical Sheet 6)

Graphic design

Stile Libero Communication Monaco

Main bibliographic references

GFCM, 2012. Recommendation GFCM/36/2012/3 on fisheries management measures for conservation of sharks and rays in the GFCM area.

GFCM, 2017. GFCM Data Collection Reference Framework (DCRF). Version: 2017.1

Poisson F., Wendling B., Cornella D. et Segorb C. 2015. Guide de bonnes pratiques pour réduire la mortalité des espèces sensibles capturées accidentellement par les palangriers français en Méditerranée. Projet SELPAL et RéPAST. 60 pages.

UNEP/MAP-SPA/RAC, 2018. Annex II to the Protocol concerning Specially Protected Areas and Biological Diversity in the Mediterranean: List of endangered or threatened species, SPA/RAC Ed., Tunis. http://www.rac-spa.org/sites/default/files/annex/annex_2_en_20182.pdf. Consulted on 29 March 2018

UNEP/MAP-SPA/RAC, 2012. Annex III to the Protocol concerning Specially Protected Areas and Biological Diversity in the Mediterranean: List of species whose exploitation is regulated, SPA/RAC Ed., Tunis. http://www.rac-spa.org/sites/default/files/annex/annex_3_en_2013.pdf. Consulted on 29 March 2018

The designations employed and the presentation of material in this information product do not imply the expression of any opinion whatsoever on the part of the Food and Agriculture Organization of the United Nations (FAO), or of the Secretariat of the Agreement on the Conservation of Cetaceans of the Black Sea, Mediterranean Sea and contiguous Atlantic area (ACCOBAMS) concerning the legal or development status of any country, territory, city or area or of its authorities, or concerning the delimitation of its frontiers or boundaries. The mention of specific companies or products of manufacturers, whether or not these have been patented, does not imply that these have been endorsed or recommended by FAO, or ACCOBAMS in preference to others of a similar nature that are not mentioned. The views expressed in this information product are those of the author(s) and do not necessarily reflect the views or policies of FAO, or ACCOBAMS.

FAO and ACCOBAMS encourage the use, reproduction and dissemination of material in this information product. Except where otherwise indicated, material may be copied, downloaded and printed for private study, research and teaching purposes, or for use in non-commercial products or services, provided that appropriate acknowledgement of FAO and ACCOBAMS as the source and copyright holder is given and that FAO/ACCOBAMS' endorsement of users' views, products or services is not implied in any way.