

## Price Monitoring and Analysis Country Brief

**Yemen**

September 2011 - February 2012

### Key Messages

- **High food prices and political instability have pushed additional poor households into a condition of extreme food insecurity.**
- **Widespread lack of access to food is reported. Food distributions by international agencies are constrained by conflict and high levels of insecurity.**
- **According to UNHCR some 320,000 people are internally displaced while some 212,000 are Somali refugees fleeing the country as conflict continues.**
- **There are no government measures on agriculture and food security during the reporting period.**

### Background

In Yemen total population was 24 million with an annual growth rate of 3%. Although rural population is 68%, agricultural contribution to GDP is 14%. The proportion of undernourishment is reported at 30% of the population.

| Economic Indicators                             | View Data |
|---|-----------|
| Total Population (millions) - 2010 (WB)         | 24.052    |
| Population growth rate - 2010 (WB)              | 3%        |
| GNI per capita, \$ PPP - 2009 (WB)              | 2330      |
| Population below 1\$ PPP per day - 2005 (MDGI)  | 17%       |
| Rural population - 2010 (WB)                    | 68%       |
| Agriculture, value added (% of GDP) - 2003 (WB) | 14%       |

| Food Consumption  |     |
|---|-----|
| Undernourished Population - 2006/2008(FAO)                    | 30% |
| Cereal share in total dietary energy consumption - 2007 (FAO) | 61% |
| Meat share in total dietary energy consumption - 2007 (FAO)   | 4%  |

| Health Indicators  |      |
|--|------|
| Pop. with sustainable access to improved sanitation - 2008 (WHO) | 52%  |
| Life expectancy at birth (years) both sexes - 2009 (WHO)         | 65   |
| Pop. with access to improved drinking water sources - 2008 (WHO) | 62%  |
| Prevalence of HIV among adults aged >= 15 years                  | n.a. |

### Prices

Commercial and humanitarian aid distribution channels are disrupted, creating temporary food shortages in the main markets and high food prices. As of October 2011, prices of basic food commodities increased by an average of 46% since the beginning of the year due to the high fuel price that raised transportation costs and were above their 2008 peak. In particular, the price of bread doubled in the past six months.

### Food Security Situation Assessment

Prior to the current unrest, about 7.2 million people were estimated food insecure, the majority being in Governorates of Amran, Rayma, Ibb and Hajjah. According to FEWSNET, households in Abyan and Sa'ada were in Crisis level of food insecurity (IPC Phase 3), but it was likely to deteriorate to Emergency level (IPC phase 4) in the peak of the lean season (Jan 2012). Among the most vulnerable people in need of humanitarian aid there are half a million displaced people in the North, some 70,000 people fleeing ongoing fighting in the south and about 212,000 refugees, predominantly Somalis. GIEWS estimates widespread lack of access. FAO and IFPRI report high and alarming hunger conditions.

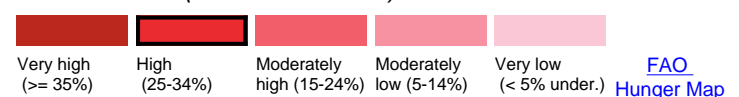
#### CURRENT EMERGENCY ASSESSMENT



There is limited information about food security coming from Yemen as civil insecurity continues. In February Abdu Rabu Masour Hadi was elected and sworn in as the new president of Yemen. [...more](#)

[FEWSNET](#)

#### SCALE OF HUNGER (% of Undernourishment)

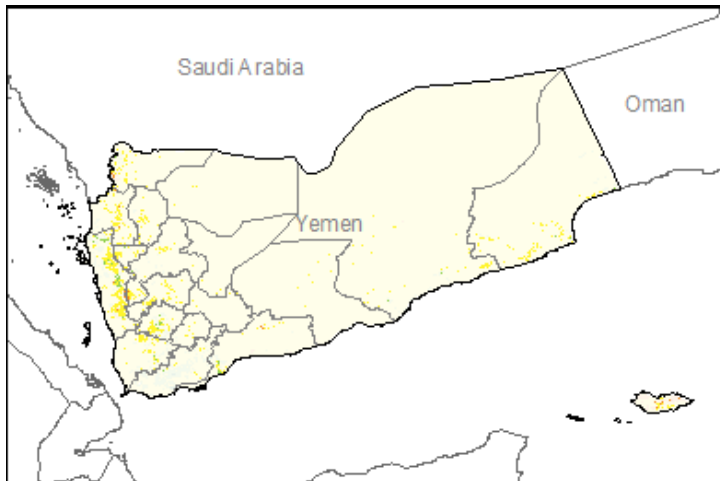
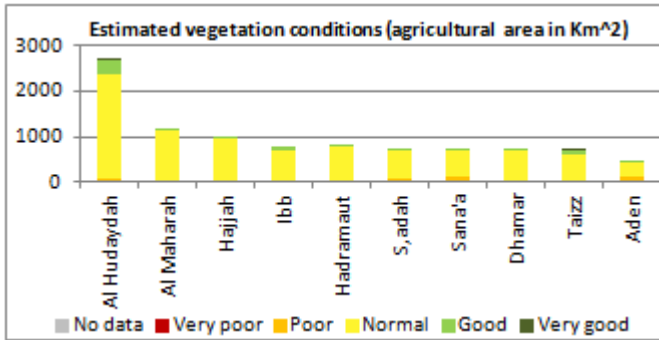


FAO Hunger Map classifies all countries of the world into five based on % of population undernourished.



### Vegetation Condition

Currently this area is out of cropping season. Normal conditions are observed throughout the country. The general indicator of vegetation condition provided below is the absolute difference between the NDVI for February 2012 and the average of the last 10 years, calculated on the agricultural zones derived from the GLOBCOVER 2005 database (ESA).



Source: JRC MARS – FoodSec

### Crop phase in the reference period

|            |                   |
|------------|-------------------|
| Sowing     | No data available |
| Growing    | No data available |
| Harvesting | No data available |

### Natural Disasters, Drought and Conflicts

The security situation remains volatile throughout the country, especially in Sana'a and Abyan Governorates. One million people are estimated to have been affected by the conflict. According to UNHCR, 320,000 people were displaced in neighboring governorates. Although an estimated 15% of IDPs have returned to their homes, the vast majority remained displaced.

| Refugees and IDPs         | 2008   | 2009   | 2010   |
|---------------------------|--------|--------|--------|
| Total in the country      | 241000 | 422220 | 508355 |
| Total outside the country | 102250 | 252554 | 318409 |

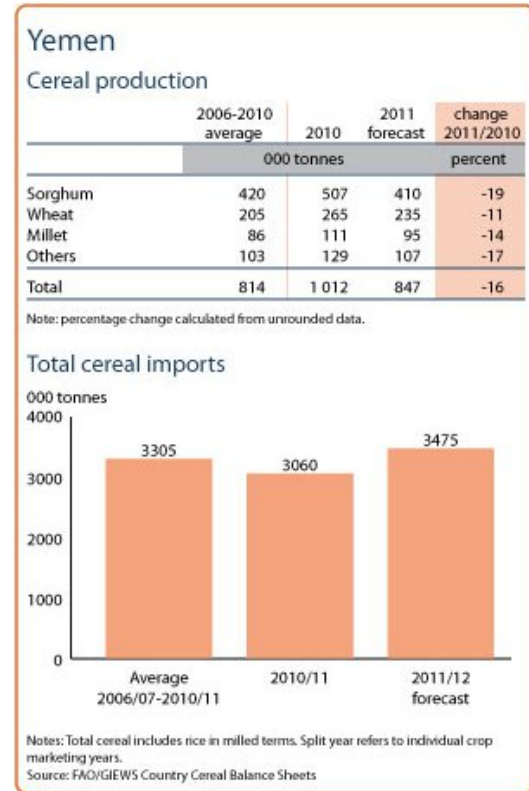
Source: UNHCR Statistical Online Population Database, United Nations High Commissioner for Refugees (UNHCR), Data extracted on 01/03/2012.

| Disaster Type (last year) | Date       | Location             | Alert |
|---------------------------|------------|----------------------|-------|
| Earthquake                | 2011-04-30 | Al Hudaydah Province | 1/3   |
| Earthquake                | 2011-04-29 | Al Hudaydah Province | 1/3   |
| Flood                     | 2010-07-10 | Northwest Yemen      | 1/3   |

Source: Global Disaster Alert and Coordination System - 3 = 1000 or more people killed or 800000 or more people displaced. 2 = 100 or more people killed or 80000 or more displaced.

### Food Balance Sheet

The 2011 total cereal production is expected to be 847,000 tones, which represents 16% decrease from the 2010 output and 4% increase from the five year average. Imports requirement for 2011/12 are forecasted at 3.4 million tones, around 14% above imports in 2010/11 and 5% above imports for the five year average.



Source: GIEWS Country Briefs

### Government Policies

The renewed civil unrest that swept the country during the last nine months has disrupted government services, trade and aid distributions. According to WFP, since June, insecurity hindered food distribution in Abyan, Shabwa and Hadramut Governorates. P).

|                                       |                 |
|---------------------------------------|-----------------|
| Consumer and market oriented measures | n.a.            |
| Producer oriented measures            | n.a.            |
| Trade policy measures                 | n.a.            |
| Safety net (increased or introduced)  | Food assistance |

Different sources

### Current events to watch (Click to see the full report)

- [Yemen: Cramped shelter conditions for Abyan IDPs](#)
- [Yemen: Yemeni warplane bombards southern city, people ...](#)
- [Yemen: Armed clashes erupt in south Yemen port city](#)
- [Yemen: Oxfam calls for urgent action in Yemen as hunge...](#)
- [World: Middle East: Call for educational reform to cre...](#)

For more information, contact: [Information-for-action@fao.org](mailto:Information-for-action@fao.org)  
Website: [www.foodsec.org](http://www.foodsec.org)

Powered By the GIEWS Workstation