ISSN 0255-7665

FAO LIBRARY AN: 353231

pulp and paper capacities
capacités de la pâte et du papier
capacidades de pasta y papel



survey
enquête
estudio

1994-1999

Food and Agriculture Organization of the United Nations

Organisation des Nations Unies pour l'alimentation et l'agriculture

Organización de las Naciones Unidas para la Agricultura y la Alimentación

FAO LIBRARY AN: 353231

pulp and paper capacities
capacités de la pâte et du papier
capacidades de pasta y papel

survey
enquête
estudio

1994-1999

FOOD AND AGRICULTURE ORGANIZATION OF THE UNITED NATIONS - Rome, 1995
ORGANISATION DES NATIONS UNIES POUR L'ALIMENTATION ET L'AGRICULTURE - Rome, 1995
ORGANIZACION DE LAS NACIONES UNIDAS PARA LA AGRICULTURA Y LA ALIMENTACION - Roma, 1995

Notice

The designations employed and the presentation of material in this publication do not imply the expression of any opinion whatsoever on the part of the Food and Agriculture Organization of the United Nations concerning the legal status of any country, territory, city or area or of its authorities, or concerning the delimitation of its frontiers or boundaries. The designations "developed" and "developing" economies are intended for statistical convenience and do not necessarily express a judgement about the stage reached by a particular country or area in the development process.

Avertissement

Les appellations employées dans cette publication et la présentation des données qui y figurent n'impliquent, de la part de l'Organisation des Nations Unies pour l'alimentation et l'agriculture, aucune prise de position quant au statut juridique des pays, territoires, villes ou zones, ou de leurs autorités, ni quant au tracé de leurs frontières ou limites. Les expressions «pays développé» et «pays en développement» sont utilisées pour des raisons de commodité statistique et n'expriment pas nécessairement un jugement quant au niveau de développement atteint par tel ou tel pays ou région.

Aviso

Las denominaciones empleadas en esta publicación y la forma en que aparecen presentados los datos que contiene no implican, de parte de la Organización de las Naciones Unidas para la Agricultura y la Alimentación, juicio alguno sobre la condición jurídica de países, territorios, ciudades o zonas, o de sus autoridades, ni respecto de la delimitación de sus fronteras o límites. Las definiciones de economías "desarrolladas" y "en desarrollo" se usan para fines estadísticos y no representan un juicio acerca del nivel alcanzado en el proceso de desarrollo por un país o área determinada

M-38
ISBN 92-5-003702-3

© FAO 1995

Printed on ecological paper
Imprimé sur papier écologique
Impreso sobre papel ecológico

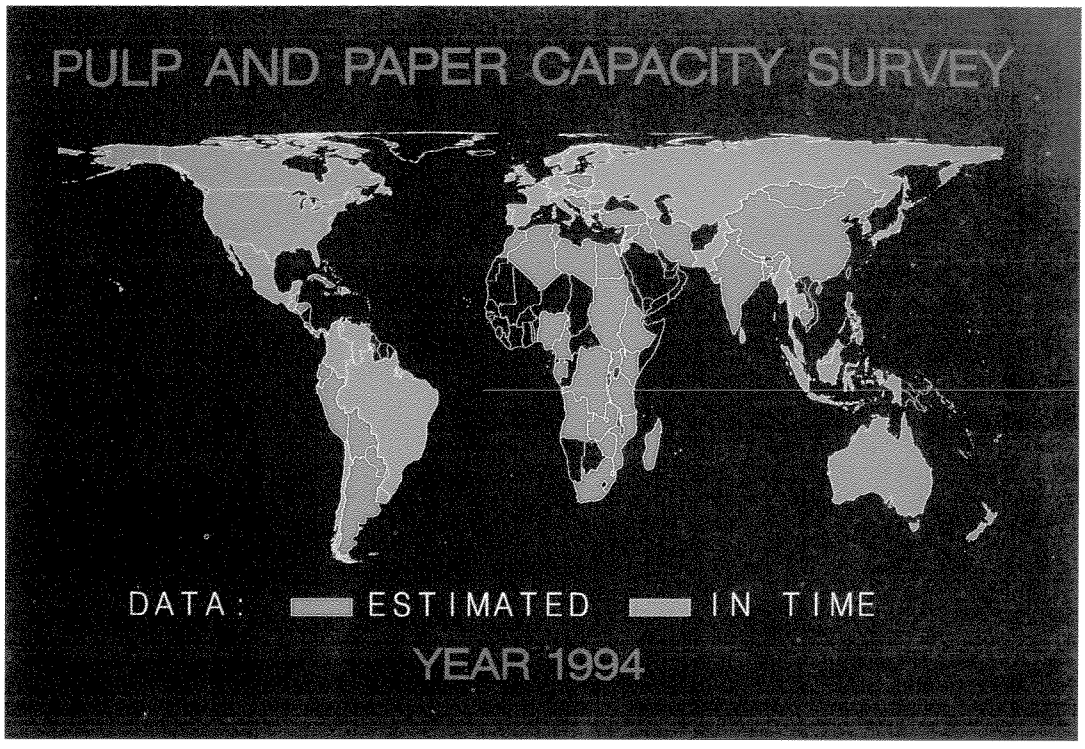
PULP AND PAPER CAPACITY SURVEY
DATA: ESTIMATED IN TIME
YEAR 1994

TABLE OF CONTENTS

TABLE DES MATIÈRES

INDICE

			Page Page Página
Report on the FAO Survey of World Pulp and Paper Capacities 1994-99			X
Enquête de la FAO sur la Capacité mondiale de production de pâte et de papier 1994-99			XIII
Informe de la Secretaría de la FAO sobre la Encuesta mundial de la Capacidad de Producción de Pasta y Papel 1994-99			XVI
Tables and Figures	Tableaux et Figures	Cuadros y Figuras	XX-XXXIV
COUNTRY DATA	**CHIFFRES PAR PAYS**	**DATOS RELATIVOS A LOS PAISES**	
Albania	Albanie	Albania	1
Algeria	Algérie	Algeria	2
Angola	Angola	Angola	3
Argentina	Argentine	Argentina	4
Australia	Australie	Australia	5
Austria	Autriche	Austria	6
Bangladesh	Bangladesh	Bangladesh	7
Belgium-Luxembourg	Belgique/Luxembourg	Bélgica-Luxemburgo	8
Bolivia	Bolivie	Bolivia	9
Brazil	Brésil	Brasil	10
Bulgaria	Bulgarie	Bulgaria	11
Cambodia	Cambodge	Camboya	12
Cameroon	Caméroun	Camerún	13
Canada	Canada	Canadá	14
Chile	Chili	Chile	15
China	Chine	China	16
Colombia	Colombie	Colombia	17
Costa Rica	Costa Rica	Costa Rica	18
Cuba	Cuba	Cuba	19
former Czechoslovakia	ancienne Tchécoslovaquie	ex-Checoslovaquia	20
Denmark	Danemark	Dinamarca	21
Dominican Republic	Rép.Dominicaine	Rep.Dominicana	22
Ecuador	Equateur	Ecuador	23
Egypt	Egypte	Egipto	24
El Salvador	El Salvador	El Salvador	25
Ethiopia	Ethiopie	Etiopía	26
Finland	Finlande	Finlandia	27
Former USSR	ancienne URSS	ex URSS	28
France	France	Francia	29
Gabon	Gabon	Gabón	30
Germany	Allemagne	Alemania	31
Greece	Grèce	Grecia	32
Guatemala	Guatemala	Guatemala	33
Honduras	Honduras	Honduras	34
Hong Kong	Hong Kong	Hong Kong	35
Hungary	Hongrie	Hungría	36
India	Inde	India	37

COUNTRY DATA	CHIFFRES PAR PAYS	DATOS RELATIVOS A LOS PAISES	Page Page Página
Indonesia	Indonésie	Indonesia	38
Iran	Iran	Iran	39
Iraq	Iraq	Iraq	40
Ireland	Irlande	Irlanda	41
Israel	Israël	Israel	42
Italy	Italie	Italia	43
Jamaica	Jamaïque	Jamaica	44
Japan	Japon	Japón	45
Jordan	Jordanie	Jordania	46
Kenya	Kenya	Kenia	47
Korea, Dem.People's Rep.	Corée, Rép.pop.dém.	Corea, Rep.Pop.Dem.	48
Korea, Republic of	Corée, Rép.de	Corea, Rep.de	49
Lebanon	Liban	Líbano	50
Libya	Libye	Libia	51
Madagascar	Madagascar	Madagascar	52
Malaysia	Malaisie	Malasia	53
Mexico	Mexique	México	54
Mongolia	Mongolie	Mongolia	55
Morocco	Maroc	Marruecos	56
Mozambique	Mozambique	Mozambique	57
Myanmar	Myanmar	Myanmar	58
Nepal	Népal	Nepal	59
Netherlands	Pays-Bas	Países Bajos	60
New Zealand	Nouvelle-Zélande	Nueva Zelandia	61
Nigeria	Nigéria	Nigeria	62
Norway	Norvège	Noruega	63
Pakistan	Pakistan	Pakistán	64
Panama	Panama	Panamá	65
Paraguay	Paraguay	Paraguay	66
Peru	Pérou	Perú	67
Philippines	Philippines	Filipinas	68
Poland	Pologne	Polonia	69
Portugal	Portugal	Portugal	70
Romania	Roumanie	Rumania	71
Singapore	Singapour	Singapur	72
South Africa	Afrique du Sud	Sudáfrica	73
Spain	Espagne	España	74
Sri Lanka	Sri Lanka	Sri Lanka	75
Sudan	Soudan	Sudán	76
Swaziland	Swaziland	Swazilandia	77
Sweden	Suède	Suecia	78
Switzerland	Suisse	Suiza	79
Syria	Syrie	Siria	80
Tanzania	Tanzanie	Tanzanía	81
Thailand	Thaïlande	Tailandia	82
Tunisia	Tunisie	Túnez	83
Turkey	Turquie	Turquía	84
Uganda	Ouganda	Uganda	85
United Kingdom	Royaume-Uni	Reino Unido	86
United States	Etats-Unis	Estados Unidos	87
Uruguay	Uruguay	Uruguay	88
Venezuela	Venezuela	Venezuela	89
Viet Nam	Viet Nam	Viet Nam	90
former Yugoslavia	ancienne Yougoslavie	ex Yugoslavia	91
Zaire	Zaïre	Zaire	92
Zambia	Zambie	Zambia	93
Zimbabwe	Zimbabwe	Zimbabwe	94

PRODUCT DATA *
CHIFFRES PAR PRODUITS **
DATOS RELATIVOS A LOS PRODUCTOS ***

Survey Code No. code enquête Código de la encuesta		Page Page Página
1	Wood Pulp for Paper and Paperboard	95
1.1	Mechanical Pulp	96
1.11	Mechanical Non-Coniferous Pulp	97
1.12	Mechanical Coniferous Pulp	98
1.2	Thermo-Mechanical Pulp	99
1.21	Thermo-Mechanical Non-Coniferous Pulp	100
1.22	Thermo-Mechanical Coniferous Pulp	101
1.3	Semi-Chemical Pulp	102
1.31	Semi-Chemical Non-Coniferous Pulp	103
1.32	Semi-Chemical Coniferous Pulp	104
1.4	Chemical Pulp Total	105
1.41	Unbleached Sulphite Pulp	106
1.411	Unbleached Non-Coniferous Sulphite Pulp	107
1.412	Unbleached Coniferous Sulphite Pulp	108
1.42	Bleached Sulphite Pulp	109
1.421	Bleached Non-Coniferous Sulphite Pulp	110
1.422	Bleached Coniferous Sulphite Pulp	111
1.43	Unbleached Sulphate Pulp	112
1.431	Unbleached Non-Coniferous Sulphate Pulp	113
1.432	Unbleached Coniferous Sulphate Pulp	114
1.44	Bleached Sulphate + Soda Pulp	115
1.441	Bleached Non-Coniferous Sulphate + Soda Pulp	116
1.442	Bleached Coniferous Sulphate + Soda Pulp	117
2	Pulp of Other Fibre for Paper and Board	118
2.1	Pulp of Straw	119
2.2	Pulp of Bagasse	120
2.3	Pulp of Bamboo	121
2.4	Pulp of Other Fibre	122
3	Dissolving Pulp, Wood + Other Raw Materials	123
3.1	Non-Coniferous Dissolving Pulp	124
3.2	Coniferous Dissolving Pulp	125
4	Paper and Paperboard	126
4.1	Newsprint	127
4.2	Other Printing and Writing Paper	128
4.21	Coated Printing and Writing Paper	129
4.211	Coated Wood containing Print and Writing Paper	130
4.212	Coated Woodfree Printing and Writing Paper	131
4.22	Uncoated Printing and Writing Paper	132
4.221	Uncoated Wood containing Print and Writing Paper	133
4.222	Uncoated Woodfree Printing and Writing Paper	134
4.3	Other Paper and Paperboard	135
4.31	Household and Sanitary Paper	136
4.32	Wrapping and Packaging Paper and Board	137
4.321	Linerboard	138
4.3211	Kraft Liner	139
4.32111	Unbleached Kraft Liner	140
4.32112	Bleached Kraft Liner	141
4.3212	Other Linerboard	142
4.322	Fluting Medium	143
4.3221	Semi-Chemical Fluting Medium	144
4.3222	Other Fluting Medium	145
4.323	Kraft Wrapping and Packaging	146
4.3231	Sack Kraft	147
4.3232	Other Kraft Wrapping and Packaging	148
4.324	Folding Boxboard	149
4.3241	Pulp Based Folding Boxboard	150
4.32411	Bleached Chemical Pulp Folding Boxboard	151
4.32412	Other Pulp Based Folding Boxboard	152
4.3242	Waste Paper Based Folding Boxboard	153
4.325	Other Wrapping and Packaging N.E.S.	154
4.3251	Other Wrapping Paper	155
4.3252	Other Packaging Paperboard	156
4.33	Other Paper and Paperboard N.E.S. Total	157
4.331	Other Paper N.E.S.	158
4.332	Other Paperboard N.E.S.	159

* See Annex I for standardized terminology and definitions of the Products

** Voir l'Annexe II pour la terminologie normalisée et les définitions des produits

*** Véase el Anexo III para la terminología uniformada y las definiciones de los productos

			Page Page Página
WORLD	MONDE	MUNDO	160
Developed	Développé	Desarrollado	161
Developing	En développement	En desarrollo	162
DEVELOPED	PAYS DEVELOPPES	PAISES DESARROLLADOS	
North America	Amérique du Nord	America del Norte	163
Eastern Europe	Europe orientale	Europa Oriental	164
EEC Countries	CEE	CEE	165
Nordic Countries	Pays nordiques	Países nórdicos	166
Other Western Europe	Autres pays de l'Europe occidentale	Otros países de Europa occidental	167
Oceania	Océanie	Oceanía	168
Former USSR	Ancienne URSS	ex URSS	28
Others	Autres	Otros	
DEVELOPING	EN DEVELOPPEMENT	EN DESARROLLO	
Africa	Afrique	Africa	169
Latin America	Amérique du Sud	América del Sur	170
Asia	Asie	Asia	171

ANNEX I : Definitions
ANNEXE II : Définitions
ANEXO III : Definiciones

Country Composition of Regions

DEVELOPED

NORTH AMERICA

Canada
USA

EASTERN EUROPE

Albania
Bulgaria
former Czechoslovakia
Hungary
Poland
Romania

EEC COUNTRIES

Belgium-Luxembourg
Denmark
France
Germany
Greece
Ireland
Italy
Netherlands
Portugal
Spain
United Kingdom

NORDIC COUNTRIES

Finland
Norway
Sweden

OTHER WESTERN EUROPE

Austria
Switzerland
former Yugoslavia

OCEANIA

Australia
New Zealand

FORMER USSR

OTHERS

Israel
Japan
South Africa

DEVELOPING

AFRICA

Algeria
Angola
Cameroon
Egypt
Ethiopia
Gabon
Kenya
Libya
Madagascar
Morocco
Mozambique
Nigeria
Sudan
Swaziland
Tanzania
Tunisia
Uganda
Zaire
Zambia
Zimbabwe

LATIN AMERICA

Argentina
Bolivia
Brazil
Chile
Colombia
Costa Rica
Cuba
Dominican Republic
Ecuador
El Salvador
Guatemala
Honduras
Jamaica
Mexico
Panama
Paraguay
Peru
Uruguay
Venezuela

ASIA

Bangladesh
Cambodia
China
Hong Kong
India
Indonesia
Iran
Iraq
Jordan
Korea, Dem. People's Rep.
Korea, Republic of
Lebanon
Malaysia
Mongolia
Myanmar
Nepal
Pakistan
Philippines
Singapore
Sri Lanka
Syria
Thailand
Turkey
Viet Nam

Report on the FAO Survey of World Pulp and Paper Capacities 1994 - 1999

by the Secretariat

The annual FAO Surveys of World Pulp and Paper Capacities are based on figures received early in the year of publication from correspondents in many countries of the world, and on Secretariat estimates for the remaining countries. In most instances, the data are provided by national pulp and paper trade associations. The information on their future development plans is obtained from companies, on average about six months before the data are reported to FAO. Accordingly, the results reflect industry opinion and expectations in the middle of the first year reported on. Subsequent changes in economic, financial and market conditions may, in the meantime, have led to changes in their plans and expectations. For this 1994-99 Survey, new estimates have been received in time for inclusion for 39 countries. For the remaining countries, the estimates of the 1993-98 Survey have been repeated, and 1999 has been made equal to 1998.

The coverage and content of the Survey is as for last year. The data have been stored and processed by computers, and a computer questionnaire was used in the enquiry. The following features of presentation are noted:

(i) Country tables for pulp and paper are presented on one page.

(ii) Regional tables include all the detail of the country tables. In addition, these tables show for each product aggregate, the volume for which further detailed breakdown to component products is not available. This indicates immediately the extent of coverage of the detail provided on the breakdown.

(iii) Product tables show volume of production capacity by country, for each product and product aggregate code. They are included in the order of the code number.

A list of expansion plans has been prepared and is published separately as "Projected Pulp and Paper Mills in the World 1994-1999".

The countries for which data were received in time for inclusion in the updating were Australia, Austria, Brazil, Canada, Chile, Colombia, Denmark, Dominican Rep., Finland, France, Germany, Greece, Guatemala, Hungary, Indonesia, Ireland, Italy, Japan, Jordan, Korea Rep. of, Malaysia, Mexico, Myanmar, Netherlands, New Zealand, Norway, Pakistan, Portugal, Romania, Spain, Sri Lanka, Sweden, Switzerland, Thailand, United Kingdom, United States of America, Uruguay, former USSR and Venezuela. These 39 countries account for 88 percent of world capacity. Returns from developing countries covered 54 percent of their total production capacity. Note in this edition the data on China excludes capacity of the Province of Taiwan. Data under the former USSR is for the Russian Federation only.

Symbols used in the tables

•	NOT DISAGGREGATED
*)	ESTIMATED DATA
LATE DATA	DATA RECEIVED AFTER REPORT DEADLINE. REVISION NOT INCLUDED IN REGIONAL OR PRODUCT TABLES.
UNITS	TONS/TONNES/METRIC TONS

Summary

The main findings of the 1994-1999 Survey are as follows:

(i) Trends

The increases in capacity from 1993-94 are much lower than those predicted in the 1993 Survey. The estimates of increase for the period 1994-99 for pulp and paper are much lower than the estimates for the period of the previous Survey.

(ii) Pulp for Paper Making (Table 1 + 2)

Capacity for paper pulp production decreased by 0.9 million tons in 1994 or by 0.4 percent and is estimated to rise from 196 million tons in 1994 to 211 million tons in 1999. The increase of 14.7 million tons represents an annual growth rate of 1.4 percent higher than predicted in the previous Survey.

(iii) Paper and Paperboard (Table 1 + 10)

The world capacity for paper and paperboard production increased by 2.7 million tons in 1994 or by 0.9 percent, compared with an increase of 2.8 percent in 1993. The capacity is expected to increase by 30 million tons over the period 1994 to 1999 from 293.2 million tons to 323 million tons. The average growth of 2.0 percent is greater than that predicted in the previous Survey.

(iv) Mechanical Pulp (Table 4)

Mechanical pulp capacity decreased by 6.3 percent to 19.3 million tons in 1994. An increase of 0.3 million tons is predicted by 1999. Practically all the capacity used coniferous raw material.

(v) Thermo-mechanical Pulp (Table 5)

Thermo-mechanical pulp increased by 1 million tons to 25.2 million tons, 0.3 million tons more than forecast in last year's Survey. Capacity is expected to increase by 2.5 million tons by 1999 a growth similar to that predicted in the previous Survey. Practically all the capacity used coniferous raw material.

(vi) Semi-chemical Woodpulp (Table 6)

The world capacity is put in this Survey at 7.8 million tons. Capacity is expected to increase by 0.05 million by 1999. 90 percent of capacity for which the species of wood raw material is identified used non-coniferous wood.

(vii) Chemical Pulp (Table 7)

The net increase in chemical pulp capacity in 1994 was 0.8 million tons, compared with a predicted increase of 1.7 million tons. The projected increase of 8.8 million tons to 1999 will raise capacity from 122.5 to 131.3 million tons, faster growth than predicted in the previous Survey. 66 percent is bleached and 57 percent of the attributed capacity used coniferous raw material.

(viii) Other Fibre Pulp (Table 8)

Other fibre pulp capacity in 1994 is 20.5 million tons, 10.5 percent of total capacity for paper pulp. 19.8 million tons are in the developing countries including China, where pulp of other fibres than wood constitutes 52 percent of total pulp for paper. In this Survey an increase of 3.2 million tons is predicted.

(ix) Dissolving Pulp (Table 9)

The total volume of 4.3 million tons has not changed in 1994. No change is predicted in this Survey. 70 percent is produced as market pulp. 40 percent is from non-coniferous raw material.

(x) Market Pulp

The world capacity for market pulp production was estimated at 38.4 million tons in 1994, with the indication of an increase to 42.1 million tons by 1997. The regional distribution was 18.5 million tons in North America, 6 million tons in the Nordic countries, 2.9 million tons in the EEC and the rest of Western Europe, 4.5 million tons in Latin America, 0.7 million tons in Oceania, 0.9 million tons in developing Asia, and 0.4 million tons in developing Africa.

(xi) Paper and Paperboard (Tables 11 + 12 + 13)

The reported low increase in capacity for paper and paperboard of 2.7 million tons in 1994 was not predicted. However, newsprint increased by 0.2 million tons to 37.6 million tons; while printing and writing increased by 2.1 million tons to 89.5 million tons and other paper and paperboard by 0.5 million tons to 166.8 million tons. The projected increase for these three products over the period of the Survey are for newsprint 3 million tons with a growth rate of 1.5 percent per year, printing and writing 9.7 million tons with a growth rate of 2.1 percent per year, and for other paper and paperboard 17.3 million tons with a growth of 2 percent.

(xii) Ration of Paper Pulp to Paper and Board Capacity (Table 14)

The apparent ratio of paper pulp to paper is 66.9 percent in 1994 and falls to 65.2 percent in 1999.

(xiii) Comparison with Earlier Surveys (Tables 15 + 16)

In Table 15, the estimate of total capacity in the first year of each Survey and the estimated increase over the period is shown. It should be noted that data published in the 1980, 1981 and 1982 Surveys were subsequently revised to include country returns received too late to be included. Data for 1982, 1983 and 1991 include the revision of data for China. Data for 1993 include the revision of data for India.

(xiv) Capacity Utilisation Table 17)

For countries reporting production and capacity for 1994, the ratio indicating apparent capacity utilisation is shown.

World development of capacity is illustrated in tables 1-17 and in figures 1-11 on pages XVI-XXX.

Enquête de la FAO sur la capacité mondiale de production de pâte et de papier 1994-1999

par le Secrétariat

Les recensements annuels FAO des capacités mondiales de production de pâte et de papier se fondent sur les chiffres envoyés en début d'année par les correspondants de nombreux pays du monde, ainsi que sur des estimations du Secrétariat pour les autres pays. Dans la plupart des cas, les données sont fournies par les associations professionnelles nationales du secteur de la pâte et du papier. Les renseignements concernant les projets de développement pour le futur sont obtenus auprès des compagnies elles-mêmes en moyenne environ six mois avant que les données ne soient communiquées à la FAO. En conséquence, les résultats reflètent les opinions et les prévisions des industries du secteur au milieu de la première année de la période couverte. Des changements ultérieurs des conditions économiques, financières et commerciales peuvent entre-temps avoir modifié leurs projets et leurs prévisions. Pour l'étude 1994/99, de nouvelles estimations nous sont parvenues à temps pour 39 pays. Pour les autres, on a conservé les estimations de l'enquête 1993-98, en reprenant pour 1999 les chiffres donnés pour 1998.

La couverture et le contenu de l'étude sont les mêmes que l'année dernière. Les données ont été classées et traitées sur ordinateur, et on a utilisé un questionnaire informatisé. La présentation des données est caractérisée par les points suivants:

(i) Les tableaux par pays pour la pâte et le papier sont présentés chacun sur une page.

(ii) Les tableaux régionaux reproduisent tous les détails donnés dans les tableaux par pays. En outre, ces tableaux indiquent, pour chaque groupe de produits, le volume pour lequel on ne connaît pas la ventilation détaillée par produit spécifique. On voit ainsi tout de suite la portée de l'information détaillée.

(iii) Les tableaux par produit indiquent la capacité de production par pays, pour tous les produits et groupes de produits codés. Ils y figurent dans l'ordre du numéro de code.

On a établi une liste des projets d'expansion qui est publiée séparément sous le titre "Projets d'usines de pâte et de papier dans le monde en 1994-1999".

Les pays suivants ont fourni des données à temps pour que l'on puisse en tenir compte: Allemagne, Australie, Autriche, Brésil, Canada, Chili, Colombie, Corée (République de), Espagne, Danemark, Etats-Unis d'Amérique, Fédération de Russie, Finlande, France, Grèce, Guatemala, Hongrie, Indonesie, Irlande, Italie, Japon, Jordan, Malaisie, Mexique, Myanmar, Norvège, Nouvelle-Zélande, Pakistan, Pays-Bas, Portugal, Rep. Dominicaine, Roumanie, Royaume Uni, Sri Lanka, Suède, Suisse, Thaïlande, Uruguay et Vénézuéla. Ces 39 pays représentent 80 pour cent de la capacité mondiale. Les réponses des pays en développement couvraient 85 pour cent de leur capacité totale de production. Les données relatives à la Chine excluent la province de Taïwan. Les données relatives à l'ancienne URSS concernent seulement la Fédération de Russie.

Symboles utilisés dans les tableaux

•	DONNÉES GLOBALES
*)	DONNÉES ESTIMÉES
LATE DATE	DONNÉES RECUES APRÈS LA DATE LIMITE POUR LE RAPPORT RÉVISION NON INCLUSE DANS LES TABLEAUX PAR RÉGION ET PRODUITS

Résumé

Les principales conclusions de l'enquête 1994-99 sont les suivantes:

(i) Les tendances

L'augmentation de la capacité de production de pâte et de papier en 1993-94 est inférieure à celle qui avait été indiquée dans l'enquête de 1993. Les estimations de l'augmentation pendant la période 1994-99 en ce qui concerne la pâte et le papier sont inférieures aux estimations correspondantes pour la période couverte par le rapport précédent.

(ii) Pâte à papier (tableaux 1 + 2)

La capacité de production de pâte à papier a diminué de 0.9 millions de tonnes en 1994, soit 0.4 pour cent et on estime qu'elle passera de 196 millions de tonnes en 1994 à 211 millions de tonnes en 1999. Cette augmentation de 14.7 millions de tonnes représente un taux d'expansion annuel de 1.4 pour cent, supérieur à celui qui était indiqué dans l'enquête précédente.

(iii) Papiers et cartons (tableaux 1 + 10)

La capacité mondiale de production de papier et de carton a augmenté de 2.7 millions de tonnes en 1994, soit 0.9 pour cent, alors que l'augmentation en 1993 avait été de 2.8 pour cent. Cette capacité production devrait augmenter encore de 30 millions de tonnes entre 1994 et 1999, passant de 293.2 millions de tonnes à 323 millions de tonnes, soit un taux d'expansion moyen de 2 pour cent, supérieur à celui qui avait été indiqué dans l'enquête précédente.

(iv) Pâte mécanique (tableau 4)

La capacité de production de pâte mécanique a augmenté de 6.3 pour cent en 1994 à 19.3 millions de tonnes. L'on prévoit une diminution de 0.3 million de tonnes d'ici à 1999. En fait, l'entière capacité provient de bois conifère.

(v) Pâte thermomécanique (tableau 5)

La capacité de production de pâte thermomécanique a augmenté de 1 million de tonnes passant à 25.2 millions de tonnes. Cette capacité de production devrait augmenter de 2.5 millions de tonnes d'ici à 1999. La quasi-totalité de la production est dérivée de bois de conifères.

(vi) Pâte de bois mi-chimique (tableau 6)

La capacité mondiale est estimée à 7.8 millions de tonnes. La capacité est prévue d'augmenter de 0.05 million d'ici à 1999. 90 pour cent de la partie de la production dont on connaît la matière première sont dérivés de bois de non-conifères.

(vii) Pâte chimique de bois (tableau 7)

L'augmentation nette de la capacité de production de pâte chimique en 1994 a été d'environ 0.8 million de tonnes alors que l'augmentation prévue était de 1.7 millions de tonnes. L'augmentation de 8.8 millions de tonnes prévue pour 1999 fera passer la capacité de 122.5 à 131.3 millions de tonnes; cette croissance sera supérieure à celle indiquée dans l'enquête précédente. 66 pour cent de pâte chimique est écrue et 57 pour cent de cette quantité dont on connaît la matière première est dérivée de bois conifère.

(viii) Pâte d'autres fibres (tableau 8)

La capacité de production des pâtes d'autre fibres pour 1994 est estimée à 20.5 millions de tonnes, soit 10.5 pour cent de la capacité totale pour la pâte à papier. De cette capacité de production, 19.8 millions de tonnes se trouvent dans les pays en développement y compris la Chine, où la pâte d'autres fibres que celles du bois constitue 52 pour cent du total de la pâte pour la fabrication du papier. Dans cette étude, une augmentation de 3.2 million de tonnes est prévue. La Chine n'a fourni aucune prévision.

(ix) Pâte à dissoudre (tableau 9)

Le volume total de ce type de pâte, de 4.3 millions de tonnes, n'a pas changé en 1994; selon cette enquête, aucun changement n'est prévu. Plus de 70 pour cent de la pâte de ce type produite est de la pâte marchande. 40 pour cent proviennent d'essences non conifères.

(x) Pâte marchande

La capacité mondiale de production de pâte marchande est estimée à 38.4 millions de tonnes en 1994, et l'on prévoit une augmentation en 1997, ce qui porterait ce chiffre à 42.1 millions de tonnes. Par région, les chiffres sont les suivants: 18.5 millions de tonnes en Amérique du Nord, 6 millions de tonnes dans les Pays Nordiques, 2.9 millions de tonnes dans la CEE et le reste de l'Europe, 4.5 millions de tonnes en Amérique latine, 0.7 million de tonnes en Océanie, 0.9 million de tonnes dans les pays en développement de l'Asie et 0.4 million de tonnes dans les pays en développement d'Afrique.

(xi) Papiers et cartons (tableaux 11 + 12 + 13)

Les petites augmentations de la capacité de production de 2.7 millions de tonnes, signalées pour le papier et le carton en 1994, n'avaient pas été prévues en 1993. La capacité de production de papier journal a diminué de 0.2 million de tonnes, passant à 37.6 millions de tonnes; les papiers d'impression et d'écriture ont augmenté de 2.1 millions de tonnes, passant à 89.5 millions de tonnes et les autres papiers et cartons de 0.5 millions de tonnes, atteignant 166.8 millions de tonnes. Les augmentations prévues en ce qui concerne ces trois produits pour la période sur laquelle porte l'enquête sont: pour le papier journal 3 millions de tonnes avec un taux de croissance de 1.5 pour cent par an, pour le papier d'impression et d'écriture 9.7 millions de tonnes avec un taux de croissance de 2.1 pour cent par an et pour les autres papiers et cartons 17.3 millions de tonnes avec un taux de croissance de 2 pour cent.

(xii) Rapport pâte à papier, papiers et cartons (tableau 14)

Le rapport apparent entre pâte et papier, qui était de 66.9 pour cent en 1994, devrait tomber à 65.2 pour cent en 1999.

(xiii) Comparaison avec les enquêtes précédentes (tableaux 15 + 16)

Le tableau 15 donne l'estimation de la capacité totale pendant la première année de chaque enquête et l'estimation de l'augmentation pendant la période étudiée. Il convient de noter que les données publiées dans les enquêtes pour 1980, 1981 et 1982 ont été révisées ultérieurement, certains pays ayant communiqué trop tard leurs statistiques pour qu'il soit possible d'en tenir compte. Les statistiques pour 1982, 1983 et 1991 tiennent compte des données fournies par la Chine et les statistiques pour 1993 tiennent compte des données fournies par l'Inde.

(xiv) Utilisation de la capacité installée (Table 17)

Pour les pays qui rapportent la production et l'utilisation de la capacité installée pour 1994, le ratio montrant l'utilisation apparente de la capacité installée est indiqué.

Les tableaux 1 à 17 et les figures 1 à 11 illustrent le développement de la capacité mondiale de production de pâte et de papier (pages XVI-XXX).

INFORME SOBRE LA ENCUESTA DE LA FAO RELATIVA A LA CAPACIDAD DE PRODUCCIÓN MUNDIAL DE PASTA Y PAPEL 1994 - 1999

elaborado por la Secretaría

Las encuestas anuales de la FAO sobre la capacidad mundial de producción de pasta y papel se basan en los datos recibidos de los corresponsales en muchos países al comenzar el año de la publicación y en las estimaciones que hace la Secretaría en relación con los demás países. En la mayoría de los casos, los datos los facilitan las asociaciones nacionales de comerciantes de pasta y papel. La información sobre los planes futuros de desarrollo se obtiene de las empresas, por término medio unos seis meses antes de que se comunique a la FAO. En consecuencia, los resultados recogen la opinión y las expectativas de la industria a mediados del primer año sobre el cual se informa. Es posible que, entretanto, los cambios subsiguientes en las condiciones económicas, financieras y del mercado hayan dado lugar a cambios en los planes y expectativas. En el caso de la presente encuesta de 1994-99, se han recibido, a tiempo para su inclusión, nuevas estimaciones de 39 países. En relación con los restantes países se han repetido las de la encuesta de 1993-98 y las de 1999 se han considerado iguales a las de 1998.

El ámbito y el contenido de la encuesta son idénticos a los del año pasado. Los datos se han almacenado y elaborado en computadores, y en la encuesta se ha utilizado un cuestionario preparado con computadora. Caben señalar las siguientes características de la presentación:

(i) Se presentan en una página los cuadros relativos a la pasta y papel por países.

(ii) Los cuadros por regiones incluyen todos los detalles de los cuadros por países. Además, estos cuadros muestran para cada suma de productos el volumen respecto del cual no se dispone de ningún desglose detallado ulterior de los productos que abarca. Esto indica inmediatamente el alcance de los detalles que proporciona el desglose.

(iii) Los cuadros por productos indican el volumen de la capacidad de producción por países en relación con cada producto y el código de la suma de productos. Se consignan por orden numérico de códigos.

Se ha preparado una lista de los planes de expansión, que se publica por separado con el título de "Fábricas de pasta y de papel proyectadas en el mundo, 1994-99".

Los datos recibidos a tiempo para ser incluidos en la actualización corresponden a los países siguientes: Alemania, Australia, Austria, Brasil, Canadá, Chile, Colombia, Dinamarca, España, Estados Unidos de América, Federación de Rusia, Finlandia, Francia, Grecia, Guatemala, Hungría, Indonesia, Irlanda, Italia, Japón, Jordania, Malasia, México, Myanmar, Noruega, Nueva Zelandia, Países Bajos, Pakistán, Portugal, Reino Unido, República de Corea, República Dominicana, Rumania, Sri Lanka, Suecia, Suiza, Tailandia, Uruguay y Venezuela. Estos 39 países representan el 80 por ciento de la capacidad mundial de producción. Los datos correspondientes a las economías en desarrollo de mercado abarcan el 85 por ciento de su capacidad total de producción. En esta edición los datos referentes a China han sido revisados y excluyen la capacidad de la provincia de Taiwan. Los datos estadísticos de la ex-Unión Soviética se refieren solo a la actual Federación Rusa.

Símbolos empleados en los cuadros

•	NO DESGLOSADO
*)	DATOS ESTIMADOS
LATE DATE	INFORMACION RECIBIDA DESPUES DEL PLAZO FIJADO Y, POR LO TANTO, NO INCLUIDA EN LOS CUADROS POR REGIONES Y POR PRODUCTOS

Resumen

Las principales conclusiones de la encuesta 1994-99 son las siguientes:

(i) Tendencias

El aumento de la capacidad de producción a partir de 1993-94 es menor al previsto de la encuesta de 1993. Las estimaciones del aumento para el período de 1994-99 para pasta son inferiores que los cálculos correspondientes a este período en la encuesta anterior.

(ii) Pasta para la fabricación de papel (cuadros 1 + 2)

La capacidad de producción de pasta para papel aumentó en 1994 en 0.9 millones de toneladas, es decir, en un 0.4 por ciento, y se calcula que pasará de 196 millones de toneladas en 1994, a 211 millones en 1999. El crecimiento de 14.7 millones de toneladas representa una tasa anual de aumento del 1.4 por ciento, que es superior del previsto en la encuesta anterior.

(iii) Papel y cartón (cuadros 1 + 10)

La capacidad de producción mundial de papel y cartón aumentó en 2.7 millones de toneladas en 1994, es decir, en un 0.9 por ciento, frente a un incremento del 2.8 por ciento en 1993. Se prevé que la capacidad aumentará en 30 millones de toneladas en el período comprendido entre 1994 y 1999, pasando de 283.2 millones a 323 millones de toneladas, y la tasa media de crecimiento del 20 por ciento es menor que la pronosticada en la encuesta anterior.

(iv) Pasta mecánica (cuadro 4)

En 1994 se observa una reducción de 6.3 por ciento en la capacidad de producción de pasta mecánica, que disminuye a 19.3 millones de toneladas. Se preven disminuciónes ulteriores de 0.6 millones de toneladas hasta 1999. La materia prima para casi toda la capacidad proviene de coníferas.

(v) Pasta termomecánica (cuadro 5)

La pasta termomecánica aumentó de 1 millone de toneladas, a 25.2 millones. La capacidad crecerà en 2.5 milliones de toneladas hasta 1999. Practicamente todo el volumen cuya materia prima se conoce se obtiene de madera coníferas.

(vi) Pasta semiquímica de madera (cuadro 6)

La capacidad mundial se establece en esta encuesta en 7.8 millones de toneladas, y se estima que aumentará en 0.05 millones para 1999. El 90 por ciento de la capacidad de producción cuya especie de origen se identifica procede de plantas no coníferas.

(vii) Pasta química da madera (cuadro 7)

El incremento neto de la capacidad de producción de pasta química fue en 1994 0.8 millones de toneladas, frente a un aumento previsto de 1.7 millones. El aumento proyectado de 8.8 millones de toneladas para 1999 aumentará la capacidad de 122.5 a 131.3 milliones de toneladas, lo que representa un crecimiento mas rápido que el previsto en la encuesta anterior. 66 por ciento de pasta química fue blanqueada y 57 por ciento del volumen cuya materia prima se conoce se obtiene de madera de coníferas.

(viii) Pasta de otras fibras (cuadro 8)

La capacidad de pasta de otras fibras estimada en 1994 es de 20.5 millones de toneladas, es decir, un 10.5 por ciento de la capacidad total de pasta para papel. De esa cantidad, 19.8 millones corresponden a los países en desarrollo, inclusive China, donde la pasta de fibras distintas de la madera representa el 52 por ciento de toda la destinada a fabricar papel. En esta encuesta se prevé un incremento de 3.2 millones de toneladas para 1999.

(ix) Pasta soluble (cuadro 9)

El volumen total de 4.7 millones de toneladas no prevee ningun cambio. 70 por ciento se produce como pasta comercial. El 40 por ciento procede de materias primas de plantas no coníferas.

(x) Pasta comercial

La capacidad de producción mundial de pasta comercial en 1994 se calculó en 38.4 millones de toneladas, con indicios de un aumento a 42.1 millones de toneladas, en 1997. La distribución regional fue la siguiente: 18,5 millones de toneladas en América del Norte, 6 millones en los países nórdicos, 2.9 millones en CEE y otros países de Europa occidental, 4.5 millones en América Latina, 0.7 millones en Oceanía y 0.9 millones de toneladas en los países en desarrollo de Africa.

(xi) Papel y cartón (cuadros 11 + 12 + 13)

Los aumentos pequeñõs de la capacidad de producción mondial de papal y cartón de 2.7 millones de toneladas en 1994 no fueron previsto en 1993; el papel de periódico aumentó en 0.2 millones de toneladas a 37.6 millones; el papel de imprenta y de escribir en 2.1 millones de toneladas a 89.5 millones, y otros tipos de papel y cartón en 0.5 millones de toneladas, a 166.8 millones. El aumento previsto de estas tres clases de productos durante todo el período abarcado por la encuesta es el siguiente: papel de periódico, 3 millones de toneladas con un tasa de crecimiento anual del 1.5 por ciento; papel de imprenta y de escribir, 9.7 millones de toneladas con una tasa anual de crecimiento del 2.1 por ciento, y otros tipos de papel y cartón, 17.3 millones de toneladas con una tasa de crecimiento del 2 por ciento.

(xii) Relación entre pasta para papel y papel (cuadro 14)

La relación aparente entre la capacidad de producción de pasta para papel y la de papel y cartón es de 66.9 por ciento en 1994, y disminuye a 65.2 por ciento en 1999.

(xiii) Comparación con encuestas anteriores (cuadros 15 + 16)

En el cuadro 15 figuran la estimación de la capacidad total de producción en el primer año de cada encuesta y el aumento calculado durante todo el período. Cabe señalar que los datos publicados en las encuestas de 1980, 1981 y 1982 se revisaron posteriormente para incluir los datos enviados por algunos países, que se recibieron demasiado tarde para su inclusión. Las cifras de 1982, 1983 y 1991 tienen en cuenta la revisión de los datos correspondientes a China. Las cifras de 1993 tienen en cuenta la revision de los datos correspondientes a India.

(xiv) Capacidad de utilización (cuadro 17)

Para los paises con información sobre producción y capacidad en 1993, se presenta el grado de utilización aparente de dicha capacidad.

La evolución mundial de la capacidad se ilustra en los cuadros 1 a 17 y en las figuras 1 a 11 (páginas XVI-XXX).

TABLES AND FIGURES

TABLEAUX ET FIGURES

CUADROS Y FIGURAS

TABLE 1 : WORLD PULP, PAPER AND PAPERBOARD CAPACITY

	Total Capacity Million Metric tons				Annual Average Increase %		
	1984	1989	1994	1999	84-89	89-94	94-99
TOTAL WOODPULP, PAPER GRADES	148	164	176	187	2.2	1.4	1.3
MECHANICAL	26	24	19	20	-1.5	-4.1	0.3
THERMO-MECHANICAL	11	18	25	28	11.3	6.9	1.9
SEMI-CHEMICAL	10	9	8	8	-0.4	-3.5	0.1
CHEMICAL	101	112	123	131	2.0	1.8	1.4
OTHER FIBRE PULP	10	16	21	24	10.3	5.6	2.9
DISSOLVING PULP	6	5	4	5	-2.8	-3.8	1.5
TOTAL PAPER AND PAPERBOARD	212	250	293	323	3.4	3.2	2.0
NEWSPRINT	31	35	38	41	2.2	1.6	1.5
PRINTING AND WRITING	55	71	90	99	5.3	4.8	2.1
OTHER PAPER AND PAPERBOARD	126	145	166	183	2.7	2.8	2.0

---- O ----

TABLE 2: ANNUAL RATE OF INCREASE IN WORLD PULP, PAPER AND PAPERBOARD CAPACITY

	ANNUAL INCREASES %				
	1994-95	1995-96	1996-97	1997-98	1998-99
TOTAL WOODPULP, PAPER GRADES	1.2	2.2	1.6	1.1	0.4
MECHANICAL	0.4	-0.4	1.4	0.1	0.1
THERMO-MECHANICAL	0.5	4.1	3.1	1.6	0.2
SEMI-CHEMICAL	-0.7	1.2	0.0	0.2	0.0
CHEMICAL	1.6	2.3	1.4	1.3	0.5
OTHER FIBRE PULP	3.9	4.4	2.0	4.2	0.0
DISSOLVING PULP	3.0	2.8	1.0	0.9	0.0
TOTAL PAPER AND PAPERBOARD	2.7	3.0	2.4	1.5	0.3
NEWSPRINT	1.6	2.2	1.7	1.6	0.5
PRINTING AND WRITING	2.3	3.4	2.7	1.7	0.3
OTHER PAPER AND PAPERBOARD	3.1	2.9	2.4	1.4	0.3

TABLE 3: INCREASE IN CAPACITY OF TOTAL WOODPULP, PAPER GRADES

	Capacity			Total Increase		Annual Average Increase	
	1000 Metric tons					%	
	1989	1994	1999	89-94	94-99	89-94	94-99
WORLD TOTAL	164094	175583	187235	11489	11652	1.4	1.3
DEVELOPED	151304	157320	163555	6016	6235	0.8	0.8
NORTH AMERICA	82618	87444	88660	4826	1216	1.1	0.3
EASTERN EUROPE	3374	3059	3059	-315	0	-1.9	0.0
EEC COUNTRIES	11557	10671	11211	-886	540	-1.6	1.0
NORDIC COUNTRIES	22460	24344	27622	1884	3278	1.6	2.6
OTHER W. EUROPE	2620	2681	2836	61	155	0.5	1.1
FORMER USSR	11385	10047	11333	-1338	1286	-2.5	2.4
OCEANIA	2694	2810	2839	116	29	0.8	0.2
OTHERS	14596	16264	15995	1668	-269	2.2	-0.3
DEVELOPING	12790	18263	23680	5473	5417	7.4	5.3
AFRICA	938	1201	1264	263	63	5.1	1.0
LATIN AMERICA	7451	10621	11767	3170	1146	7.3	2.1
ASIA	4401	6441	10649	2040	4208	7.9	10.6

Fig. 1

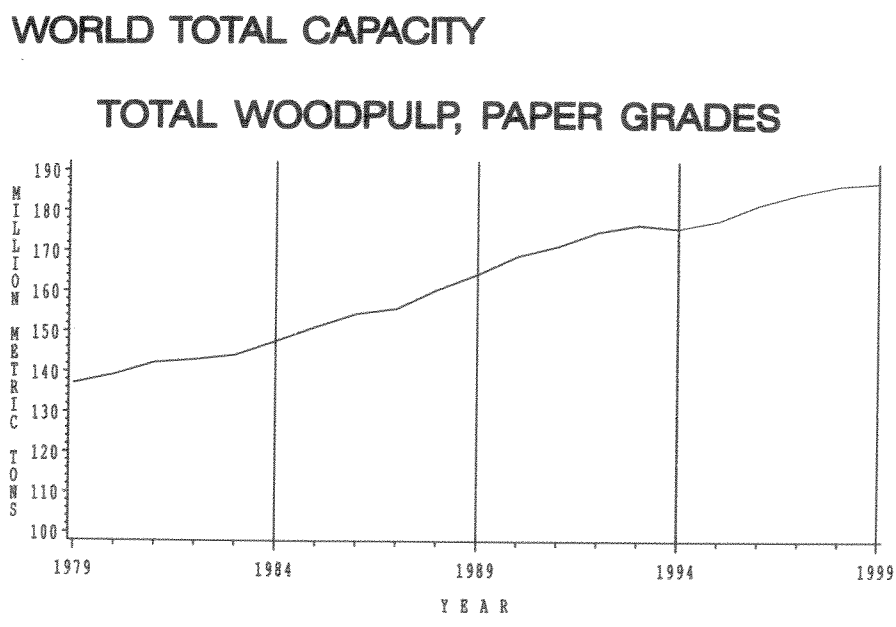

TABLE 4: INCREASE IN CAPACITY OF MECHANICAL

	Capacity			Total Increase		Annual Average Increase	
	1000 Metric tons					%	
	1989	1994	1999	89-94	94-99	89-94	94-99
WORLD TOTAL	23775	19254	19572	-4521	318	-4.1	0.3
DEVELOPED	21801	17072	17156	-4729	84	-4.8	0.1
NORTH AMERICA	9075	6406	6148	-2669	-258	-6.7	-0.8
EASTERN EUROPE	490	452	452	-38	0	-1.6	0.0
EEC COUNTRIES	3074	1807	1845	-1267	38	-10	0.4
NORDIC COUNTRIES	3650	3459	3841	-191	382	-1.1	2.1
OTHER W. EUROPE	673	674	694	1	20	0.0	0.6
FORMER USSR	2480	2050	1994	-430	-56	-3.7	-0.6
OCEANIA	551	432	431	-119	-1	-4.7	0.0
OTHERS	1808	1792	1751	-16	-41	-0.2	-0.5
DEVELOPING	1974	2182	2416	208	234	2.0	2.1
AFRICA	119	153	153	34	0	5.2	0.0
LATIN AMERICA	735	736	768	1	32	0.0	0.9
ASIA	1120	1293	1495	173	202	2.9	2.9

Fig. 2

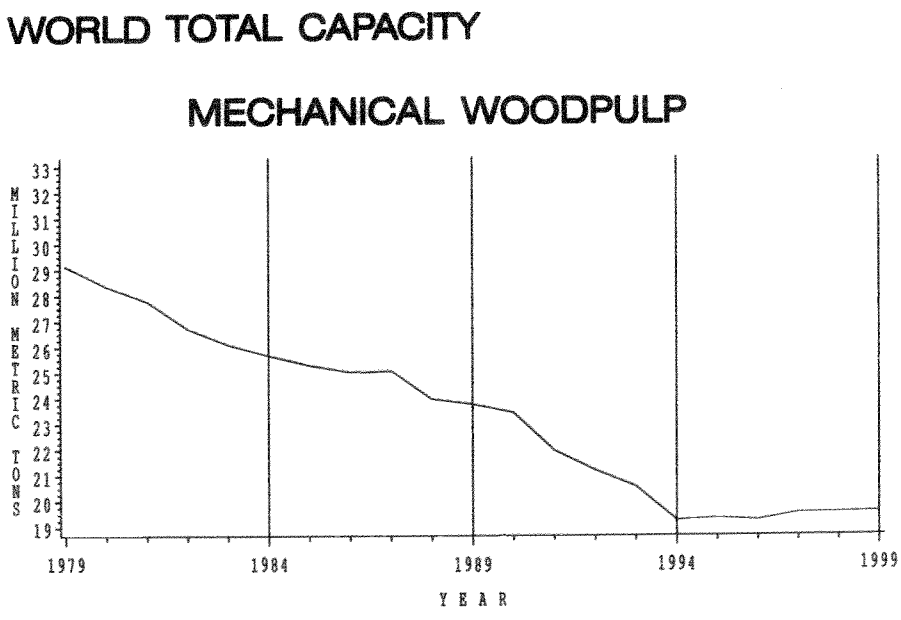

TABLE 5: INCREASE IN CAPACITY OF THERMOMECHANICAL

	Capacity			Total Increase		Annual Average Increase	
	1000 Metric tons					%	
	1989	1994	1999	89-94	94-99	89-94	94-99
WORLD TOTAL	18100	25241	27720	7141	2479	6.9	1.9
DEVELOPED	17517	24238	26653	6721	2415	6.7	1.9
NORTH AMERICA	8683	12467	13072	3784	605	7.5	1.0
EASTERN EUROPE	0	0	0	0	0	.	.
EEC COUNTRIES	1052	1764	1919	712	155	10.9	1.7
NORDIC COUNTRIES	4790	6482	7126	1692	644	6.2	1.9
OTHER W. EUROPE	0	160	170	160	10	.	1.2
FORMER USSR	370	600	1590	230	990	10.2	21.5
OCEANIA	755	760	771	5	11	0.1	0.3
OTHERS	1867	2005	2005	138	0	1.4	0.0
DEVELOPING	583	1003	1067	420	64	11.5	1.2
AFRICA	0	33	33	33	0	.	0.0
LATIN AMERICA	352	647	696	295	49	12.9	1.5
ASIA	231	323	338	92	15	6.9	0.9

Fig. 3

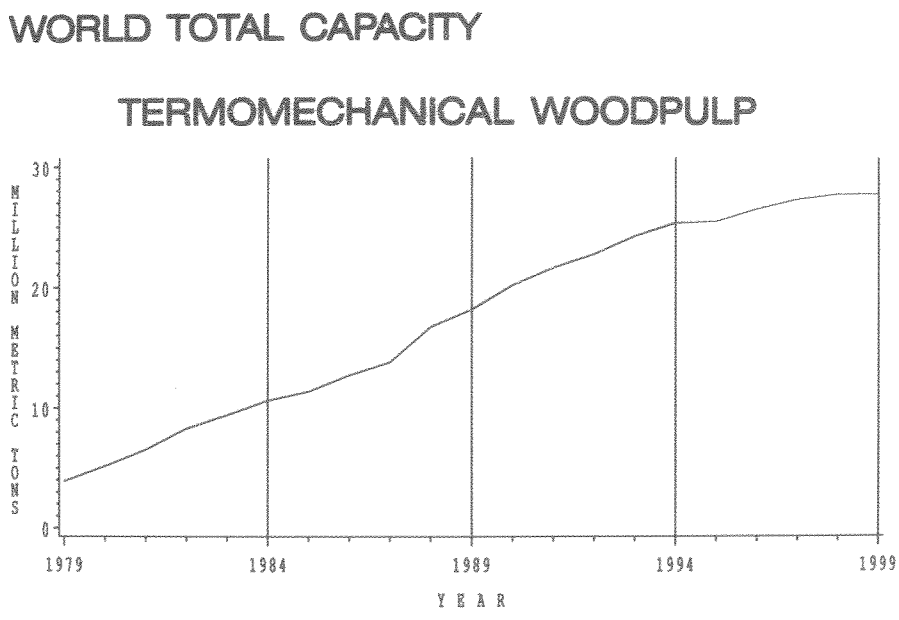

TABLE 6: INCREASE IN CAPACITY OF SEMI-CHEMICAL

	Capacity			Total Increase		Annual Average Increase	
	1000 Metric tons					%	
	1989	1994	1999	89-94	94-99	89-94	94-99
WORLD TOTAL	9315	7793	7839	-1522	46	-3.5	0.1
DEVELOPED	8670	6988	6986	-1682	-2	-4.2	0.0
NORTH AMERICA	4878	4405	4488	-473	83	-2.0	0.4
EASTERN EUROPE	463	280	280	-183	0	-9.6	0.0
EEC COUNTRIES	316	208	210	-108	2	-8.0	0.2
NORDIC COUNTRIES	790	372	377	-418	5	-14	0.3
OTHER W. EUROPE	68	68	68	0	0	0.0	0.0
FORMER USSR	635	400	400	-235	0	-8.8	0.0
OCEANIA	354	342	343	-12	1	-0.7	0.1
OTHERS	1166	913	820	-253	-93	-4.8	-2.1
DEVELOPING	645	805	853	160	48	4.5	1.2
AFRICA	32	84	92	52	8	21.3	1.8
LATIN AMERICA	317	329	343	12	14	0.7	0.8
ASIA	296	392	418	96	26	5.8	1.3

Fig. 4

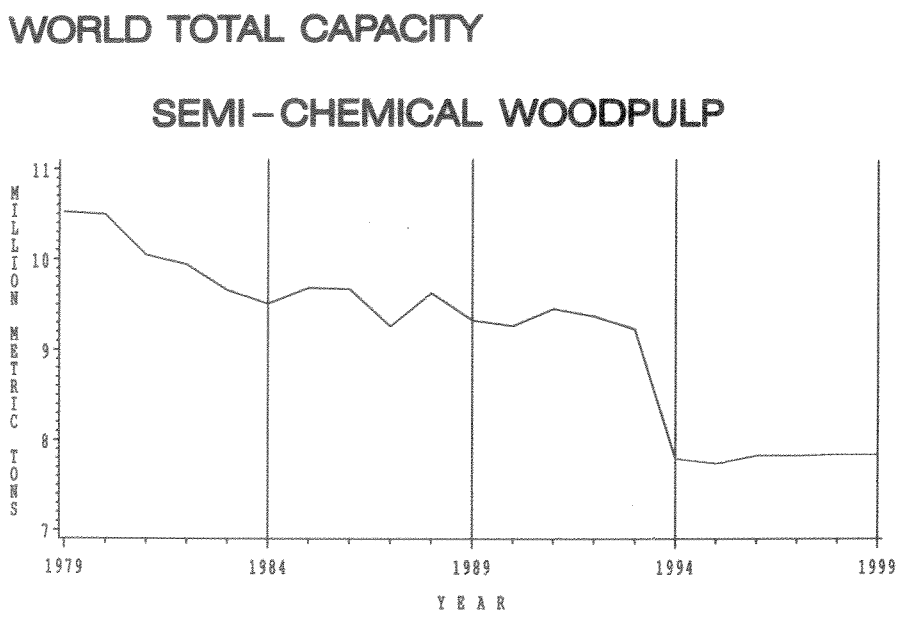

TABLE 7: INCREASE IN CAPACITY OF CHEMICAL

	Capacity			Total Increase		Annual Average Increase	
	1000 Metric tons					%	
	1989	1994	1999	89-94	94-99	89-94	94-99
WORLD TOTAL	112188	122470	131321	10282	8851	1.8	1.4
DEVELOPED	102752	108247	111977	5495	3730	1.0	0.7
NORTH AMERICA	59982	64166	64952	4184	786	1.4	0.2
EASTERN EUROPE	2421	2327	2327	-94	0	-0.8	0.0
EEC COUNTRIES	6551	6117	6454	-434	337	-1.4	1.1
NORDIC COUNTRIES	13230	14031	16278	801	2247	1.2	3.0
OTHER W. EUROPE	1879	1779	1904	-100	125	-1.1	1.4
FORMER USSR	7900	6997	7349	-903	352	-2.4	1.0
OCEANIA	1034	1276	1294	242	18	4.3	0.3
OTHERS	9755	11554	11419	1799	-135	3.4	-0.2
DEVELOPING	9436	14223	19344	4787	5121	8.6	6.3
AFRICA	787	931	986	144	55	3.4	1.2
LATIN AMERICA	5897	8909	9960	3012	1051	8.6	2.3
ASIA	2752	4383	8398	1631	4015	9.8	13.9

Fig. 5

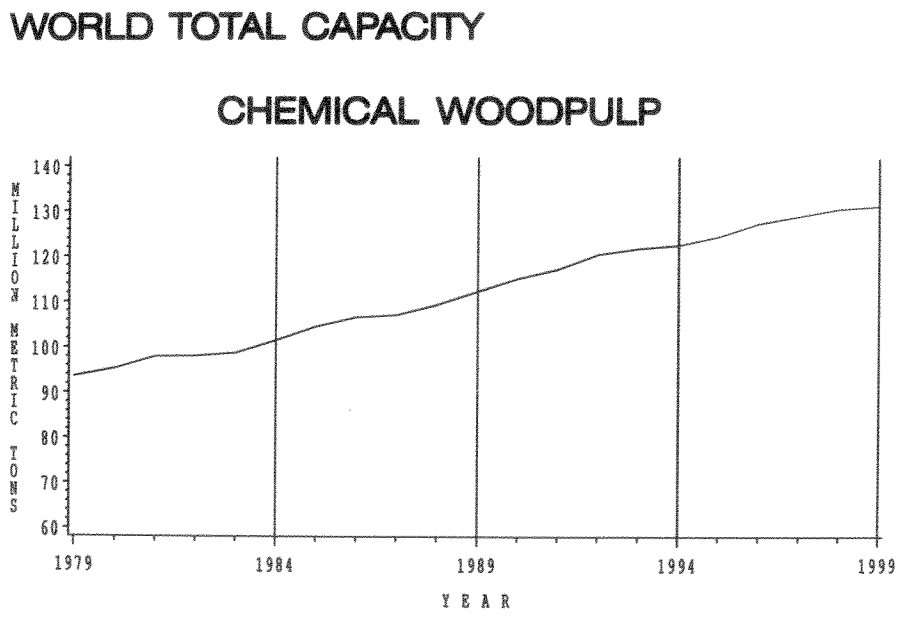

TABLE 8: INCREASE IN CAPACITY OF OTHER FIBRE PULP

	Capacity			Total Increase		Annual Average Increase	
	1000 Metric tons					%	
	1989	1994	1999	89-94	94-99	89-94	94-99
WORLD TOTAL	15612	20486	23649	4874	3163	5.6	2.9
DEVELOPED	1648	713	839	-935	126	-15	3.3
NORTH AMERICA	371	0	0	-371	0	.	.
EASTERN EUROPE	177	70	70	-107	0	-17	0.0
EEC COUNTRIES	577	487	498	-90	11	-3.3	0.4
NORDIC COUNTRIES	0	0	0	0	0	.	.
OTHER W. EUROPE	28	29	29	1	0	0.7	0.0
FORMER USSR	380	0	0	-380	0	.	.
OCEANIA	12	24	139	12	115	14.9	42.1
OTHERS	103	103	103	0	0	0.0	0.0
DEVELOPING	13964	19773	22810	5809	3037	7.2	2.9
AFRICA	140	195	195	55	0	6.9	0.0
LATIN AMERICA	1271	1399	1576	128	177	1.9	2.4
ASIA	12553	18179	21039	5626	2860	7.7	3.0

Fig. 6

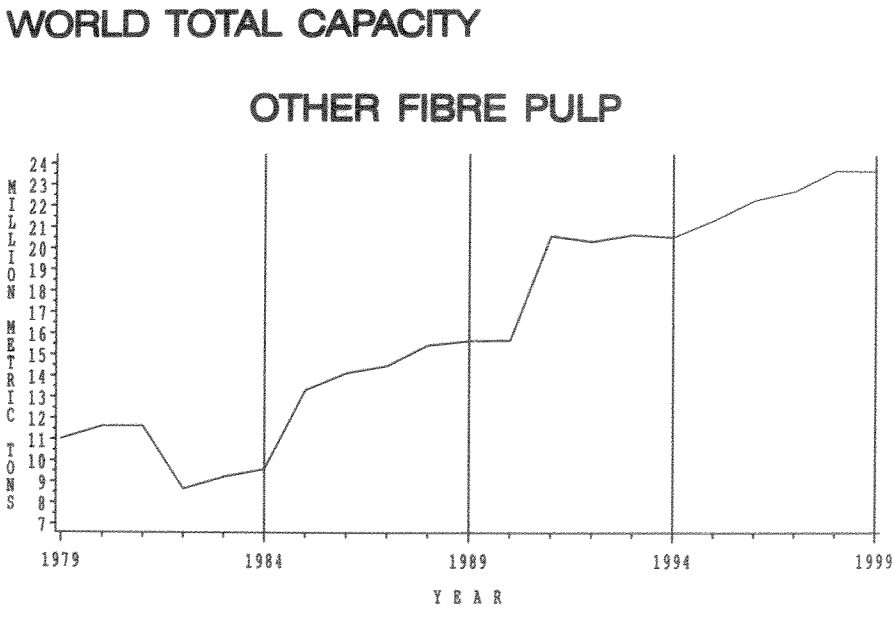

TABLE 9: INCREASE IN CAPACITY OF DISSOLVING PULP

	Capacity			Total Increase		Annual Average Increase	
	1000 Metric tons					%	
	1989	1994	1999	89-94	94-99	89-94	94-99
WORLD TOTAL	5276	4348	4692	-928	344	-3.8	1.5
DEVELOPED	4843	3513	3593	-1330	80	-6.2	0.5
NORTH AMERICA	1638	1114	1114	-524	0	-7.4	0.0
EASTERN EUROPE	302	377	377	75	0	4.5	0.0
EEC COUNTRIES	432	90	160	-342	70	-27	12.2
NORDIC COUNTRIES	720	80	80	-640	0	-36	0.0
OTHER W. EUROPE	246	265	275	19	10	1.5	0.7
FORMER USSR	760	842	842	82	0	2.1	0.0
OCEANIA	0	0	0	0	0	.	.
OTHERS	745	745	745	0	0	0.0	0.0
DEVELOPING	433	835	1099	402	264	14.0	5.6
AFRICA	30	30	30	0	0	0.0	0.0
LATIN AMERICA	98	92	207	-6	115	-1.3	17.6
ASIA	305	713	862	408	149	18.5	3.9

Fig. 7

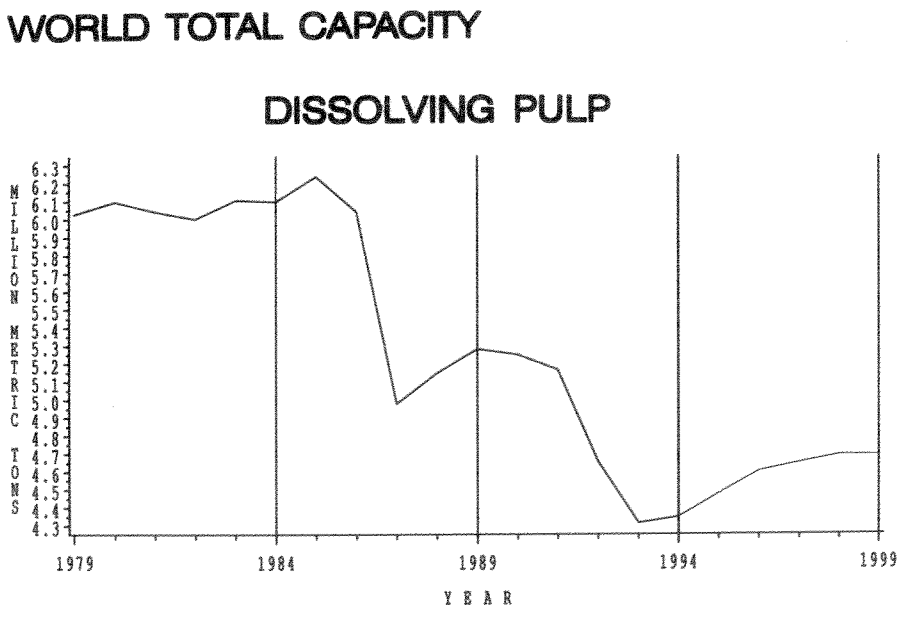

TABLE 10: INCREASE IN CAPACITY OF TOTAL PAPER AND PAPERBOARD

	Capacity			Total Increase		Annual Average Increase	
	1000 Metric tons					%	
	1989	1994	1999	89-94	94-99	89-94	94-99
WORLD TOTAL	250370	293222	323212	42852	29990	3.2	2.0
DEVELOPED	211035	236196	253238	25161	17042	2.3	1.4
NORTH AMERICA	93240	104538	110675	11298	6137	2.3	1.1
EASTERN EUROPE	5220	5979	6056	759	77	2.8	0.3
EEC COUNTRIES	41286	49214	54899	7928	5685	3.6	2.2
NORDIC COUNTRIES	20150	23472	26702	3322	3230	3.1	2.6
OTHER W. EUROPE	5562	6691	7327	1129	636	3.8	1.8
FORMER USSR	11850	8063	9111	-3787	1048	-7.4	2.5
OCEANIA	2814	3516	3636	702	120	4.6	0.7
OTHERS	30913	34723	34832	3810	109	2.4	0.1
DEVELOPING	39335	57026	69974	17691	12948	7.7	4.2
AFRICA	976	1436	1509	460	73	8.0	1.0
LATIN AMERICA	12949	15198	16798	2249	1600	3.3	2.0
ASIA	25410	40392	51667	14982	11275	9.7	5.0

Fig. 8

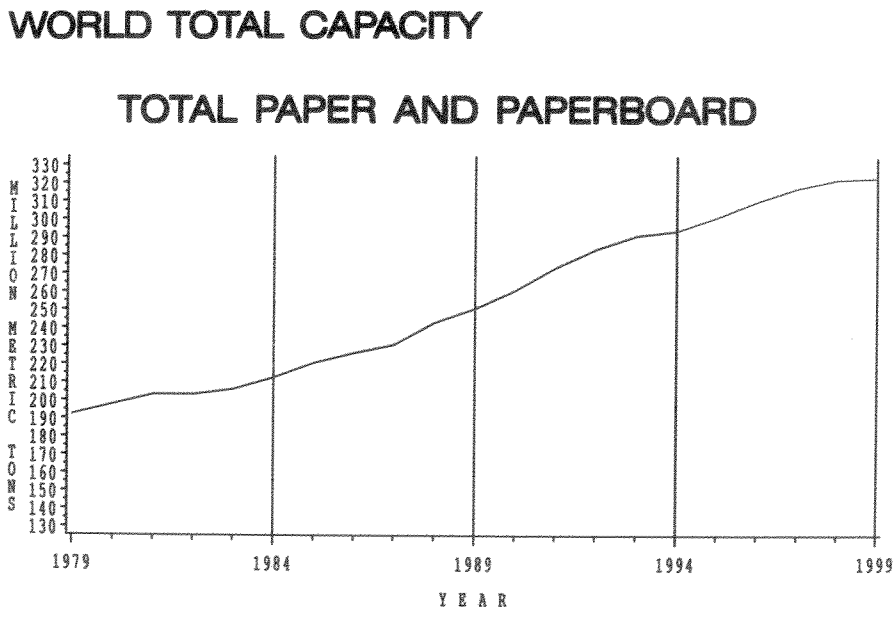

TABLE 11: INCREASE IN CAPACITY OF NEWSPRINT

	Capacity			Total Increase		Annual Average Increase	
	1000 Metric tons					%	
	1989	1994	1999	89-94	94-99	89-94	94-99
WORLD TOTAL	34752	37561	40529	2809	2968	1.6	1.5
DEVELOPED	31333	33269	34239	1936	970	1.2	0.6
NORTH AMERICA	15717	16256	16175	539	-81	0.7	-0.1
EASTERN EUROPE	340	302	322	-38	20	-2.3	1.3
EEC COUNTRIES	3141	4189	5097	1048	908	5.9	4.0
NORDIC COUNTRIES	4810	4904	5068	94	164	0.4	0.7
OTHER W. EUROPE	696	840	845	144	5	3.8	0.1
FORMER USSR	1950	1874	1903	-76	29	-0.8	0.3
OCEANIA	825	933	933	108	0	2.5	0.0
OTHERS	3854	3971	3896	117	-75	0.6	-0.4
DEVELOPING	3419	4292	6290	873	1998	4.7	7.9
AFRICA	131	172	177	41	5	5.6	0.6
LATIN AMERICA	1193	1145	1335	-48	190	-0.8	3.1
ASIA	2095	2975	4778	880	1803	7.3	9.9

Fig. 9

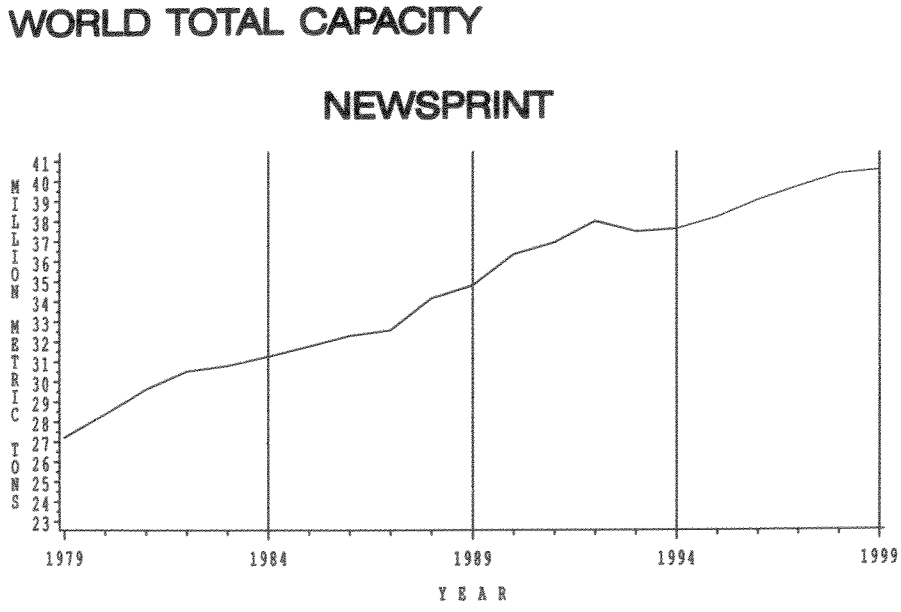

TABLE 12: INCREASE IN CAPACITY OF PRINTING AND WRITING

	Capacity			Total Increase		Annual Average Increase	
	1000 Metric tons					%	
	1989	1994	1999	89-94	94-99	89-94	94-99
WORLD TOTAL	70878	89545	99266	18667	9721	4.8	2.1
DEVELOPED	60954	73611	79794	12657	6183	3.8	1.6
NORTH AMERICA	24968	29155	30725	4187	1570	3.1	1.1
EASTERN EUROPE	1102	1825	1822	723	-3	10.6	0.0
EEC COUNTRIES	14660	17527	19358	2867	1831	3.6	2.0
NORDIC COUNTRIES	7130	9651	11543	2521	1892	6.2	3.6
OTHER W. EUROPE	2058	2691	3156	633	465	5.5	3.2
FORMER USSR	1400	1340	1756	-60	416	-0.9	5.6
OCEANIA	398	364	256	-34	-108	-1.8	-6.8
OTHERS	9238	11058	11178	1820	120	3.7	0.2
DEVELOPING	9924	15934	19472	6010	3538	9.9	4.1
AFRICA	314	376	405	62	29	3.7	1.5
LATIN AMERICA	2882	3829	3993	947	164	5.8	0.8
ASIA	6728	11729	15074	5001	3345	11.8	5.1

Fig. 10

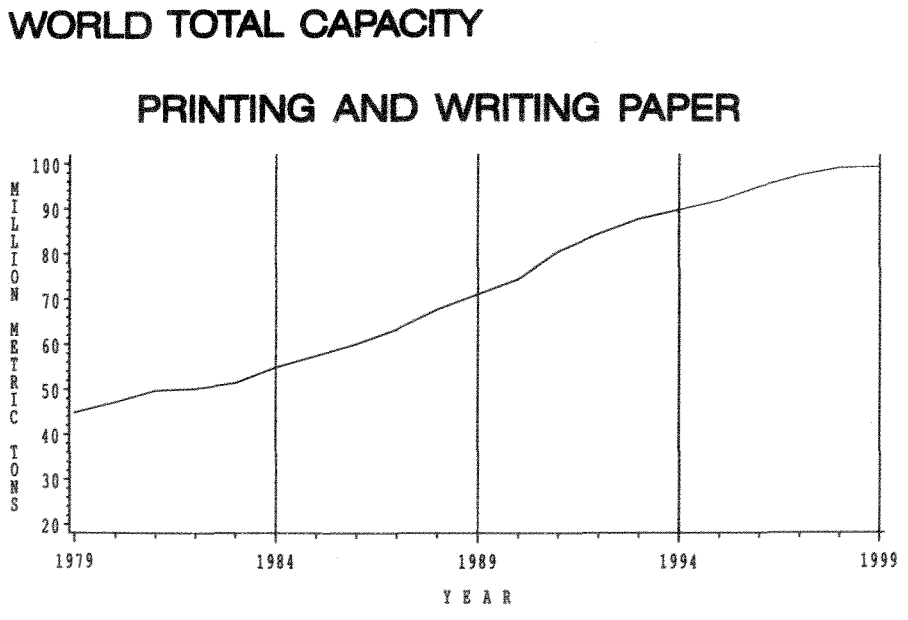

TABLE 13: INCREASE IN CAPACITY OF OTHER PAPER AND PAPERBOARD

	Capacity			Total Increase		Annual Average Increase	
	1000 Metric tons					%	
	1989	1994	1999	89-94	94-99	89-94	94-99
WORLD TOTAL	144690	166106	183407	21416	17301	2.8	2.0
DEVELOPED	118748	129316	139205	10568	9889	1.7	1.5
NORTH AMERICA	52555	59127	63775	6572	4648	2.4	1.5
EASTERN EUROPE	3778	3852	3912	74	60	0.4	0.3
EEC COUNTRIES	23485	27498	30444	4013	2946	3.2	2.1
NORDIC COUNTRIES	8210	8917	10091	707	1174	1.7	2.5
OTHER W. EUROPE	2808	3160	3326	352	166	2.4	1.0
FORMER USSR	8500	4849	5452	-3651	603	-11	2.4
OCEANIA	1591	2219	2447	628	228	6.9	2.0
OTHERS	17821	19694	19758	1873	64	2.0	0.1
DEVELOPING	25942	36790	44202	10848	7412	7.2	3.7
AFRICA	521	878	917	357	39	11.0	0.9
LATIN AMERICA	8874	10224	11470	1350	1246	2.9	2.3
ASIA	16547	25688	31815	9141	6127	9.2	4.4

Fig. 11

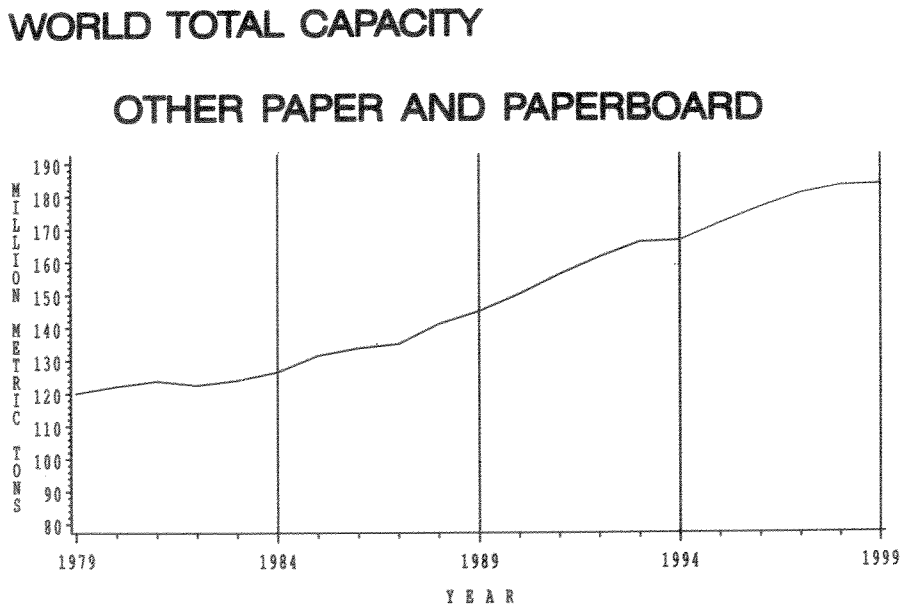

TABLE 14: PULP AND PAPER CAPACITY RATIOS

(Historical)	
Year	Percent
1975	77.8
1976	77.7
1977	77.7
1978	77.5
1979	77.1
1980	76.3
1981	75.8
1982	74.7
1983	74.4
1984	74.0
1985	74.6
1986	74.6
1987	73.7
1988	72.4
1989	71.8
1990	70.8
1991	70.2
1992	68.8
1993	67.8
1994	66.9
(ESTIMATE)	
1995	66.1
1996	65.8
1997	65.2
1998	65.2
1999	65.2

Fig. 12

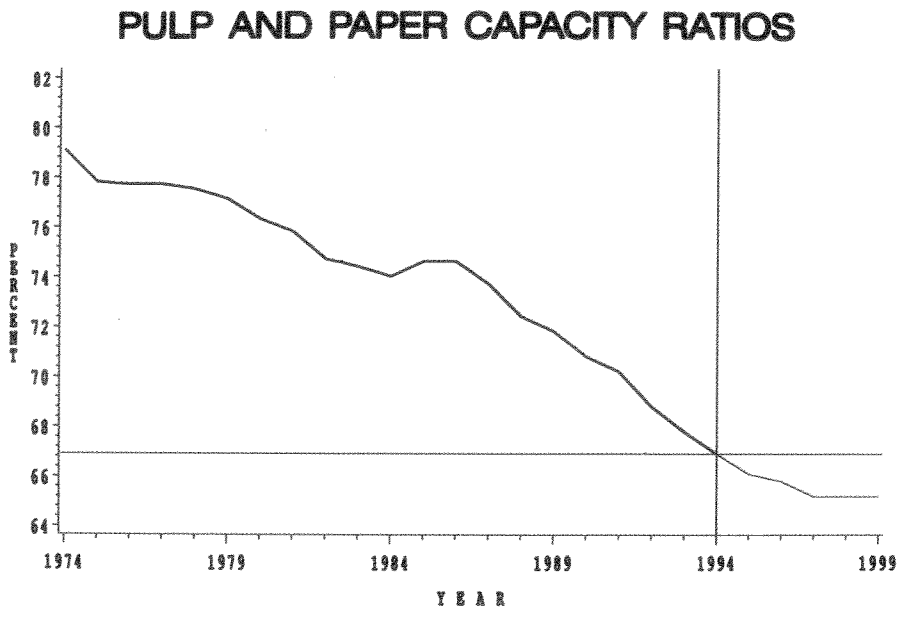

TABLE 15: SURVEY ESTIMATES OF CAPACITY AND CAPACITY INCREASE - PULP AND PAPER

Period of Survey	Total Capacity in First Year of Survey		Total Increase over Period	
	Million metric tons			
	Total Pulp for Paper	Total Paper and Paperboard	Total Pulp for Paper	Total Paper and Paperboard
1975-80	136.1	174.9	25.4	31.0
1976-81	139.6	179.7	23.3	28.1
1977-82	143.3	184.4	21.0	27.3
1978-83	145.4	187.6	19.1	26.6
1979-84	148.1	192.2	20.5	29.3
1980-85	150.8	197.6	17.9	26.1
1981-86	153.8	203.0	15.9	24.1
1982-87	151.5	203.0	13.4	19.0
1983-88	153.2	205.9	12.2	18.2
1984-89	157.0	212.3	11.1	17.8
1985-90	164.3	220.4	15.1	21.4
1986-91	168.4	225.8	13.7	22.8
1987-92	170.0	230.5	19.7	30.7
1988-93	175.6	242.6	21.9	37.4
1989-94	179.7	250.4	23.8	39.4
1990-95	184.3	260.4	17.5	39.2
1991-96	191.6	272.9	19.1	37.6
1992-97	194.9	283.1	14.9	29.9
1993-98	197.0	290.5	12.3	31.1
1994-99	196.1	293.2	14.8	30.0

---- O ----

TABLE 16: SURVEY ESTIMATES OF CAPACITY INCREASE BY MAJOR PRODUCTS

	1000 Metric tons				
	Survey 1990-95	Survey 1991-96	Survey 1992-97	Survey 1993-98	Survey 1994-99
TOTAL WOODPULP, PAPER GRADES	17129	16943	12203	8787	11652
MECHANICAL	-130	-61	-490	-640	318
THERMO-MECHANICAL	4540	4017	2625	2330	2479
SEMI-CHEMICAL	200	257	276	-40	46
CHEMICAL	12419	12649	9762	7114	8851
OTHER FIBRE PULP	411	2164	2629	3506	3163
DISSOLVING PULP	-447	-281	7	131	344
TOTAL PAPER AND PAPERBOARD	39216	37530	29901	31123	29990
NEWSPRINT	5373	5201	3298	4066	2968
PRINTING AND WRITING	16273	13655	10378	11037	9721
OTHER PAPER AND PAPERBOARD	17570	18673	16225	16020	17301

TABLE 17: CAPACITY UTILIZATION, 1994

Country	CAPACITY UTILIZATION 1994 %			
	WOOD PULP FOR PAPER & BOARD	PULP OF OTHERFIBRE FOR P. & B.	DISSOLVING PULP	PAPER AND PAPERBOARD
AUSTRALIA	82.0	.	.	98.4
AUSTRIA	89.2	100.0	96.3	91.4
BELGIUM - LUXEMBOUR	37.6	.	.	91.1
BRAZIL	89.8	58.9	89.7	84.6
CANADA	92.1	.	.	94.1
CHILE	88.5	.	.	85.2
COLOMBIA	92.7	74.6	.	80.0
FINLAND	88.5	.	.	94.0
FORMER USSR	36.3	.	22.7	42.3
FRANCE	84.5	100.0	.	86.2
GERMANY	94.4	.	76.7	94.0
HUNGARY	.	100.0	.	77.0
ITALY	91.3	89.7	.	90.4
JAPAN	70.4	100.0	43.1	87.5
JORDAN	.	.	.	100.0
KOREA,REPUBLIC OF	73.6	.	.	94.2
MALAYSIA	85.8	.	.	153.5
MYANMAR	.	69.2	.	73.7
NETHERLANDS	68.4	.	.	97.0
NEW ZEALAND	85.5	.	.	66.4
NORWAY	86.1	.	90.0	93.1
PAKISTAN	.	100.0	.	100.0
PORTUGAL	94.1	.	.	92.0
ROMANIA	25.8	8.5	1.1	27.2
SPAIN	80.0	7.9	33.3	86.6
SRI LANKA	40.0	.	.	81.6
SWEDEN	96.6	.	.	97.2
THAILAND	61.5	41.9	.	40.2
UNITED KINGDOM	80.8	.	.	99.7
UNITED STATES	96.6	.	.	95.4
VENEZUELA	22.0	36.7	.	75.4

COUNTRY DATA

CHIFFRES PAR PAYS

DATOS RELATIVOS A LOS PAISES

ALBANIA

	PROCESS	1994 TOTAL CAPA-CITY	1994 OF WHICH MARKET PULP	1995 TOTAL CAPA-CITY	1995 OF WHICH MARKET PULP	1996 TOTAL CAPA-CITY	1996 OF WHICH MARKET PULP	1997 TOTAL CAPA-CITY	1997 OF WHICH MARKET PULP	1998 TOTAL CAPA-CITY	1999 TOTAL CAPA-CITY
		1000 METRIC TONS (AIR DRY) PER YEAR									
1	WOOD PULP FOR PAPER AND PAPERBOARD	22	.	22	.	22	.	22	.	22	22
1.1	MECHANICAL PULP	4	.	4	.	4	.	4	.	4	4
1.11	MECHANICAL NON-CONIFEROUS PULP	2	.	2	.	2	.	2	.	2	2
1.12	MECHANICAL CONIFEROUS PULP	2	.	2	.	2	.	2	.	2	2
1.2	THERMO-MECHANICAL PULP	0	0	0	0	0	0	0	0	0	0
1.21	THERMO-MECHANICAL NON-CONIFEROUS PULP	0	0	0	0	0	0	0	0	0	0
1.22	THERMO-MECHANICAL CONIFEROUS PULP	0	0	0	0	0	0	0	0	0	0
1.3	SEMI-CHEMICAL PULP	0	0	0	0	0	0	0	0	0	0
1.31	SEMI-CHEMICAL NON-CONIFEROUS PULP	0	0	0	0	0	0	0	0	0	0
1.32	SEMI-CHEMICAL CONIFEROUS PULP	0	0	0	0	0	0	0	0	0	0
1.4	CHEMICAL PULP TOTAL	18	0	18	0	18	0	18	0	18	18
1.41	UNBLEACHED SULPHITE PULP	1	0	1	0	1	0	1	0	1	1
1.411	UNBLEACHED NON-CONIFEROUS SULPHITE PULP	0	0	0	0	0	0	0	0	0	0
1.412	UNBLEACHED CONIFEROUS SULPHITE PULP	1	0	1	0	1	0	1	0	1	1
1.42	BLEACHED SULPHITE PULP	0	0	0	0	0	0	0	0	0	0
1.421	BLEACHED NON-CONIFEROUS SULPHITE PULP	0	0	0	0	0	0	0	0	0	0
1.422	BLEACHED CONIFEROUS SULPHITE PULP	0	0	0	0	0	0	0	0	0	0
1.43	UNBLEACHED SULPHATE PULP	9	0	9	0	9	0	9	0	9	9
1.431	UNBLEACHED NON-CONIFEROUS SULPHATE PULP	5	0	5	0	5	0	5	0	5	5
1.432	UNBLEACHED CONIFEROUS SULPHATE PULP	4	0	4	0	4	0	4	0	4	4
1.44	BLEACHED SULPHATE+SODA PULP	8	0	8	0	8	0	8	0	8	8
1.441	BLEACHED NON-CONIFEROUS SULPHATE+SODA PULP	2	0	2	0	2	0	2	0	2	2
1.442	BLEACHED CONIFEROUS SULPHATE+SODA PULP	6	0	6	0	6	0	6	0	6	6
2	PULP OF OTHER FIBRE FOR PAPER AND BOARD	0	0	0	0	0	0	0	0	0	0
2.1	PULP OF STRAW	0	0	0	0	0	0	0	0	0	0
2.2	PULP OF BAGASSE	0	0	0	0	0	0	0	0	0	0
2.3	PULP OF BAMBOO	0	0	0	0	0	0	0	0	0	0
2.4	PULP OF OTHER FIBRE	0	0	0	0	0	0	0	0	0	0
3	DISSOLVING PULP,WOOD+OTHER RAW MATERIALS	0	0	0	0	0	0	0	0	0	0
3.1	NON-CONIFEROUS DISSOLVING PULP	0	0	0	0	0	0	0	0	0	0
3.2	CONIFEROUS DISSOLVING PULP	0	0	0	0	0	0	0	0	0	0

		1994	1995	1996	1997	1998	1999
		TOTAL CAPACITY IN 1000 METRIC TONS PER YEAR					
4	PAPER AND PAPERBOARD	33	33	33	33	33	33
4.1	NEWSPRINT	2	2	2	2	2	2
4.2	OTHER PRINTING AND WRITING PAPER	7	7	7	7	7	7
4.21	COATED PRINTING AND WRITING PAPER	0	0	0	0	0	0
4.211	COATED WOOD CONTAINING PRINT&WRITING PAPER	0	0	0	0	0	0
4.212	COATED WOODFREE PRINTING & WRITING PAPER	0	0	0	0	0	0
4.22	UNCOATED PRINTING AND WRITING PAPER	7	7	7	7	7	7
4.221	UNCOATED WOOD CONTAINING PRINT&WRIT PAPER	0	0	0	0	0	0
4.222	UNCOATED WOODFREE PRINTING & WRIT PAPER	7	7	7	7	7	7
4.3	OTHER PAPER AND PAPERBOARD	24	24	24	24	24	24
4.31	HOUSEHOLD AND SANITARY PAPER	0	0	0	0	0	0
4.32	WRAPPING AND PACKAGING PAPER AND BOARD	24	24	24	24	24	24
4.321	LINERBOARD	0	0	0	0	0	0
4.3211	KRAFT LINER	0	0	0	0	0	0
4.32111	UNBLEACHED KRAFT LINER	0	0	0	0	0	0
4.32112	BLEACHED KRAFT LINER	0	0	0	0	0	0
4.3212	OTHER LINERBOARD	0	0	0	0	0	0
4.322	FLUTING MEDIUM	6	6	6	6	6	6
4.3221	SEMI-CHEMICAL FLUTING MEDIUM	0	0	0	0	0	0
4.3222	OTHER FLUTING MEDIUM	6	6	6	6	6	6
4.323	KRAFT WRAPPING AND PACKAGING	14	14	14	14	14	14
4.3231	SACK KRAFT	5	5	5	5	5	5
4.3232	OTHER KRAFT WRAPPING AND PACKAGING	9	9	9	9	9	9
4.324	FOLDING BOXBOARD	4	4	4	4	4	4
4.3241	PULP BASED FOLDING BOXBOARD	0	0	0	0	0	0
4.32411	BLEACHED CHEMICAL PULP FOLDING BOXBOARD	0	0	0	0	0	0
4.32412	OTHER PULP BASED FOLDING BOXBOARD	0	0	0	0	0	0
4.3242	WASTE PAPER BASED FOLDING BOXBOARD	4	4	4	4	4	4
4.325	OTHER WRAPPING AND PACKAGING N.E.S.	0	0	0	0	0	0
4.3251	OTHER WRAPPING PAPER	0	0	0	0	0	0
4.3252	OTHER PACKAGING PAPERBOARD	0	0	0	0	0	0
4.33	OTHER PAPER AND PAPERBOARD N.E.S. TOTAL	0	0	0	0	0	0
4.331	OTHER PAPER N.E.S.	0	0	0	0	0	0
4.332	OTHER PAPERBOARD N.E.S.	0	0	0	0	0	0

*)

ALGERIA

	PROCESS	1994 TOTAL CAPA-CITY	1994 OF WHICH MARKET PULP	1995 TOTAL CAPA-CITY	1995 OF WHICH MARKET PULP	1996 TOTAL CAPA-CITY	1996 OF WHICH MARKET PULP	1997 TOTAL CAPA-CITY	1997 OF WHICH MARKET PULP	1998 TOTAL CAPA-CITY	1999 TOTAL CAPA-CITY
		1000 METRIC TONS (AIR DRY) PER YEAR									
1	WOOD PULP FOR PAPER AND PAPERBOARD	0	0	0	0	0	0	0	0	0	0
1.1	MECHANICAL PULP	0	0	0	0	0	0	0	0	0	0
1.11	MECHANICAL NON-CONIFEROUS PULP	0	0	0	0	0	0	0	0	0	0
1.12	MECHANICAL CONIFEROUS PULP	0	0	0	0	0	0	0	0	0	0
1.2	THERMO-MECHANICAL PULP	0	0	0	0	0	0	0	0	0	0
1.21	THERMO-MECHANICAL NON-CONIFEROUS PULP	0	0	0	0	0	0	0	0	0	0
1.22	THERMO-MECHANICAL CONIFEROUS PULP	0	0	0	0	0	0	0	0	0	0
1.3	SEMI-CHEMICAL PULP	0	0	0	0	0	0	0	0	0	0
1.31	SEMI-CHEMICAL NON-CONIFEROUS PULP	0	0	0	0	0	0	0	0	0	0
1.32	SEMI-CHEMICAL CONIFEROUS PULP	0	0	0	0	0	0	0	0	0	0
1.4	CHEMICAL PULP TOTAL	0	0	0	0	0	0	0	0	0	0
1.41	UNBLEACHED SULPHITE PULP	0	0	0	0	0	0	0	0	0	0
1.411	UNBLEACHED NON-CONIFEROUS SULPHITE PULP	0	0	0	0	0	0	0	0	0	0
1.412	UNBLEACHED CONIFEROUS SULPHITE PULP	0	0	0	0	0	0	0	0	0	0
1.42	BLEACHED SULPHITE PULP	0	0	0	0	0	0	0	0	0	0
1.421	BLEACHED NON-CONIFEROUS SULPHITE PULP	0	0	0	0	0	0	0	0	0	0
1.422	BLEACHED CONIFEROUS SULPHITE PULP	0	0	0	0	0	0	0	0	0	0
1.43	UNBLEACHED SULPHATE PULP	0	0	0	0	0	0	0	0	0	0
1.431	UNBLEACHED NON-CONIFEROUS SULPHATE PULP	0	0	0	0	0	0	0	0	0	0
1.432	UNBLEACHED CONIFEROUS SULPHATE PULP	0	0	0	0	0	0	0	0	0	0
1.44	BLEACHED SULPHATE+SODA PULP	0	0	0	0	0	0	0	0	0	0
1.441	BLEACHED NON-CONIFEROUS SULPHATE+SODA PULP	0	0	0	0	0	0	0	0	0	0
1.442	BLEACHED CONIFEROUS SULPHATE+SODA PULP	0	0	0	0	0	0	0	0	0	0
2	PULP OF OTHER FIBRE FOR PAPER AND BOARD	25	0	25	0	25	0	25	0	25	25
2.1	PULP OF STRAW	25	0	25	0	25	0	25	0	25	25
2.2	PULP OF BAGASSE	0	0	0	0	0	0	0	0	0	0
2.3	PULP OF BAMBOO	0	0	0	0	0	0	0	0	0	0
2.4	PULP OF OTHER FIBRE	0	0	0	0	0	0	0	0	0	0
3	DISSOLVING PULP,WOOD+OTHER RAW MATERIALS	30	0	30	0	30	0	30	0	30	30
3.1	NON-CONIFEROUS DISSOLVING PULP	3	0	3	0	3	0	3	0	3	3
3.2	CONIFEROUS DISSOLVING PULP	27	0	27	0	27	0	27	0	27	27

		1994	1995	1996	1997	1998	1999
		TOTAL CAPACITY IN 1000 METRIC TONS PER YEAR					
4	PAPER AND PAPERBOARD	85	85	85	85	85	85
4.1	NEWSPRINT	0	0	0	0	0	0
4.2	OTHER PRINTING AND WRITING PAPER	0	0	0	0	0	0
4.21	COATED PRINTING AND WRITING PAPER	0	0	0	0	0	0
4.211	COATED WOOD CONTAINING PRINT&WRITING PAPER	0	0	0	0	0	0
4.212	COATED WOODFREE PRINTING & WRITING PAPER	0	0	0	0	0	0
4.22	UNCOATED PRINTING AND WRITING PAPER	0	0	0	0	0	0
4.221	UNCOATED WOOD CONTAINING PRINT&WRIT PAPER	0	0	0	0	0	0
4.222	UNCOATED WOODFREE PRINTING & WRIT PAPER	0	0	0	0	0	0
4.3	OTHER PAPER AND PAPERBOARD	85	85	85	85	85	85
4.31	HOUSEHOLD AND SANITARY PAPER	0	0	0	0	0	0
4.32	WRAPPING AND PACKAGING PAPER AND BOARD	85	85	85	85	85	85
4.321	LINERBOARD	26	26	26	26	26	26
4.3211	KRAFT LINER	0	0	0	0	0	0
4.32111	UNBLEACHED KRAFT LINER	0	0	0	0	0	0
4.32112	BLEACHED KRAFT LINER	0	0	0	0	0	0
4.3212	OTHER LINERBOARD	26	26	26	26	26	26
4.322	FLUTING MEDIUM	22	22	22	22	22	22
4.3221	SEMI-CHEMICAL FLUTING MEDIUM	15	15	15	15	15	15
4.3222	OTHER FLUTING MEDIUM	7	7	7	7	7	7
4.323	KRAFT WRAPPING AND PACKAGING	8	8	8	8	8	8
4.3231	SACK KRAFT	6	6	6	6	6	6
4.3232	OTHER KRAFT WRAPPING AND PACKAGING	2	2	2	2	2	2
4.324	FOLDING BOXBOARD	20	20	20	20	20	20
4.3241	PULP BASED FOLDING BOXBOARD	0	0	0	0	0	0
4.32411	BLEACHED CHEMICAL PULP FOLDING BOXBOARD	0	0	0	0	0	0
4.32412	OTHER PULP BASED FOLDING BOXBOARD	0	0	0	0	0	0
4.3242	WASTE PAPER BASED FOLDING BOXBOARD	20	20	20	20	20	20
4.325	OTHER WRAPPING AND PACKAGING N.E.S.	9	9	9	9	9	9
4.3251	OTHER WRAPPING PAPER	4	4	4	4	4	4
4.3252	OTHER PACKAGING PAPERBOARD	5	5	5	5	5	5
4.33	OTHER PAPER AND PAPERBOARD N.E.S. TOTAL	0	0	0	0	0	0
4.331	OTHER PAPER N.E.S.	0	0	0	0	0	0
4.332	OTHER PAPERBOARD N.E.S.	0	0	0	0	0	0

*)

ANGOLA

	PROCESS	1994 TOTAL CAPA-CITY	1994 OF WHICH MARKET PULP	1995 TOTAL CAPA-CITY	1995 OF WHICH MARKET PULP	1996 TOTAL CAPA-CITY	1996 OF WHICH MARKET PULP	1997 TOTAL CAPA-CITY	1997 OF WHICH MARKET PULP	1998 TOTAL CAPA-CITY	1999 TOTAL CAPA-CITY
		1000 METRIC TONS (AIR DRY) PER YEAR									
1	WOOD PULP FOR PAPER AND PAPERBOARD	40	0	40	0	40	0	40	0	40	40
1.1	MECHANICAL PULP	0	0	0	0	0	0	0	0	0	0
1.11	MECHANICAL NON-CONIFEROUS PULP	0	0	0	0	0	0	0	0	0	0
1.12	MECHANICAL CONIFEROUS PULP	0	0	0	0	0	0	0	0	0	0
1.2	THERMO-MECHANICAL PULP	0	0	0	0	0	0	0	0	0	0
1.21	THERMO-MECHANICAL NON-CONIFEROUS PULP	0	0	0	0	0	0	0	0	0	0
1.22	THERMO-MECHANICAL CONIFEROUS PULP	0	0	0	0	0	0	0	0	0	0
1.3	SEMI-CHEMICAL PULP	0	0	0	0	0	0	0	0	0	0
1.31	SEMI-CHEMICAL NON-CONIFEROUS PULP	0	0	0	0	0	0	0	0	0	0
1.32	SEMI-CHEMICAL CONIFEROUS PULP	0	0	0	0	0	0	0	0	0	0
1.4	CHEMICAL PULP TOTAL	40	0	40	0	40	0	40	0	40	40
1.41	UNBLEACHED SULPHITE PULP	0	0	0	0	0	0	0	0	0	0
1.411	UNBLEACHED NON-CONIFEROUS SULPHITE PULP	0	0	0	0	0	0	0	0	0	0
1.412	UNBLEACHED CONIFEROUS SULPHITE PULP	0	0	0	0	0	0	0	0	0	0
1.42	BLEACHED SULPHITE PULP	0	0	0	0	0	0	0	0	0	0
1.421	BLEACHED NON-CONIFEROUS SULPHITE PULP	0	0	0	0	0	0	0	0	0	0
1.422	BLEACHED CONIFEROUS SULPHITE PULP	0	0	0	0	0	0	0	0	0	0
1.43	UNBLEACHED SULPHATE PULP	.	0	.	0	.	0	.	0	.	.
1.431	UNBLEACHED NON-CONIFEROUS SULPHATE PULP	.	0	.	0	.	0	.	0	.	.
1.432	UNBLEACHED CONIFEROUS SULPHATE PULP	0	0	0	0	0	0	0	0	0	0
1.44	BLEACHED SULPHATE+SODA PULP	.	0	.	0	.	0	.	0	.	.
1.441	BLEACHED NON-CONIFEROUS SULPHATE+SODA PULP	.	0	.	0	.	0	.	0	.	.
1.442	BLEACHED CONIFEROUS SULPHATE+SODA PULP	0	0	0	0	0	0	0	0	0	0
2	PULP OF OTHER FIBRE FOR PAPER AND BOARD	0	0	0	0	0	0	0	0	0	0
2.1	PULP OF STRAW	0	0	0	0	0	0	0	0	0	0
2.2	PULP OF BAGASSE	0	0	0	0	0	0	0	0	0	0
2.3	PULP OF BAMBOO	0	0	0	0	0	0	0	0	0	0
2.4	PULP OF OTHER FIBRE	0	0	0	0	0	0	0	0	0	0
3	DISSOLVING PULP,WOOD+OTHER RAW MATERIALS	0	0	0	0	0	0	0	0	0	0
3.1	NON-CONIFEROUS DISSOLVING PULP	0	0	0	0	0	0	0	0	0	0
3.2	CONIFEROUS DISSOLVING PULP	0	0	0	0	0	0	0	0	0	0

		1994	1995	1996	1997	1998	1999
		TOTAL CAPACITY IN 1000 METRIC TONS PER YEAR					
4	PAPER AND PAPERBOARD	10	10	10	10	10	10
4.1	NEWSPRINT	0	0	0	0	0	0
4.2	OTHER PRINTING AND WRITING PAPER	.	.	.	.	.	.
4.21	COATED PRINTING AND WRITING PAPER	0	0	0	0	0	0
4.211	COATED WOOD CONTAINING PRINT&WRITING PAPER	0	0	0	0	0	0
4.212	COATED WOODFREE PRINTING & WRITING PAPER	0	0	0	0	0	0
4.22	UNCOATED PRINTING AND WRITING PAPER	.	.	.	.	.	.
4.221	UNCOATED WOOD CONTAINING PRINT&WRIT PAPER	0	0	0	0	0	0
4.222	UNCOATED WOODFREE PRINTING & WRIT PAPER	.	.	.	.	.	.
4.3	OTHER PAPER AND PAPERBOARD	.	.	.	.	.	.
4.31	HOUSEHOLD AND SANITARY PAPER	.	.	.	.	.	.
4.32	WRAPPING AND PACKAGING PAPER AND BOARD	.	.	.	.	.	.
4.321	LINERBOARD	0	0	0	0	0	0
4.3211	KRAFT LINER	0	0	0	0	0	0
4.32111	UNBLEACHED KRAFT LINER	0	0	0	0	0	0
4.32112	BLEACHED KRAFT LINER	0	0	0	0	0	0
4.3212	OTHER LINERBOARD	0	0	0	0	0	0
4.322	FLUTING MEDIUM	0	0	0	0	0	0
4.3221	SEMI-CHEMICAL FLUTING MEDIUM	0	0	0	0	0	0
4.3222	OTHER FLUTING MEDIUM	0	0	0	0	0	0
4.323	KRAFT WRAPPING AND PACKAGING	.	.	.	.	.	.
4.3231	SACK KRAFT	.	.	.	.	.	.
4.3232	OTHER KRAFT WRAPPING AND PACKAGING	.	.	.	.	.	.
4.324	FOLDING BOXBOARD	.	.	.	.	.	.
4.3241	PULP BASED FOLDING BOXBOARD	.	.	.	.	.	.
4.32411	BLEACHED CHEMICAL PULP FOLDING BOXBOARD	0	0	0	0	0	0
4.32412	OTHER PULP BASED FOLDING BOXBOARD	.	.	.	.	.	.
4.3242	WASTE PAPER BASED FOLDING BOXBOARD	.	.	.	.	.	.
4.325	OTHER WRAPPING AND PACKAGING N.E.S.	.	.	.	.	.	.
4.3251	OTHER WRAPPING PAPER	.	.	.	.	.	.
4.3252	OTHER PACKAGING PAPERBOARD	.	.	.	.	.	.
4.33	OTHER PAPER AND PAPERBOARD N.E.S. TOTAL	0	0	0	0	0	0
4.331	OTHER PAPER N.E.S.	0	0	0	0	0	0
4.332	OTHER PAPERBOARD N.E.S.	0	0	0	0	0	0

*)

ARGENTINA

	PROCESS	1994 TOTAL CAPA-CITY	1994 OF WHICH MARKET PULP	1995 TOTAL CAPA-CITY	1995 OF WHICH MARKET PULP	1996 TOTAL CAPA-CITY	1996 OF WHICH MARKET PULP	1997 TOTAL CAPA-CITY	1997 OF WHICH MARKET PULP	1998 TOTAL CAPA-CITY	1999 TOTAL CAPA-CITY
		1000 METRIC TONS (AIR DRY) PER YEAR									
1	WOOD PULP FOR PAPER AND PAPERBOARD	958	255	958	255	958	255	958	255	958	958
1.1	MECHANICAL PULP	50	5	50	5	50	5	50	5	50	50
1.11	MECHANICAL NON-CONIFEROUS PULP	50	5	50	5	50	5	50	5	50	50
1.12	MECHANICAL CONIFEROUS PULP	0	0	0	0	0	0	0	0	0	0
1.2	THERMO-MECHANICAL PULP	60	10	60	10	60	10	60	10	60	60
1.21	THERMO-MECHANICAL NON-CONIFEROUS PULP	0	0	0	0	0	0	0	0	0	0
1.22	THERMO-MECHANICAL CONIFEROUS PULP	60	10	60	10	60	10	60	10	60	60
1.3	SEMI-CHEMICAL PULP	230	10	230	10	230	10	230	10	230	230
1.31	SEMI-CHEMICAL NON-CONIFEROUS PULP	230	10	230	10	230	10	230	10	230	230
1.32	SEMI-CHEMICAL CONIFEROUS PULP	0	0	0	0	0	0	0	0	0	0
1.4	CHEMICAL PULP TOTAL	618	230	618	230	618	230	618	230	618	618
1.41	UNBLEACHED SULPHITE PULP	0	0	0	0	0	0	0	0	0	0
1.411	UNBLEACHED NON-CONIFEROUS SULPHITE PULP	0	0	0	0	0	0	0	0	0	0
1.412	UNBLEACHED CONIFEROUS SULPHITE PULP	0	0	0	0	0	0	0	0	0	0
1.42	BLEACHED SULPHITE PULP	40	10	40	10	40	10	40	10	40	40
1.421	BLEACHED NON-CONIFEROUS SULPHITE PULP	10	10	10	10	10	10	10	10	10	10
1.422	BLEACHED CONIFEROUS SULPHITE PULP	30	0	30	0	30	0	30	0	30	30
1.43	UNBLEACHED SULPHATE PULP	138	0	138	0	138	0	138	0	138	138
1.431	UNBLEACHED NON-CONIFEROUS SULPHATE PULP	15	0	15	0	15	0	15	0	15	15
1.432	UNBLEACHED CONIFEROUS SULPHATE PULP	123	0	123	0	123	0	123	0	123	123
1.44	BLEACHED SULPHATE+SODA PULP	440	220	440	220	440	220	440	220	440	440
1.441	BLEACHED NON-CONIFEROUS SULPHATE+SODA PULP	140	0	140	0	140	0	140	0	140	140
1.442	BLEACHED CONIFEROUS SULPHATE+SODA PULP	300	220	300	220	300	220	300	220	300	300
2	PULP OF OTHER FIBRE FOR PAPER AND BOARD	140	0	140	0	140	0	140	0	140	140
2.1	PULP OF STRAW	0	0	0	0	0	0	0	0	0	0
2.2	PULP OF BAGASSE	135	0	135	0	135	0	135	0	135	135
2.3	PULP OF BAMBOO	0	0	0	0	0	0	0	0	0	0
2.4	PULP OF OTHER FIBRE	5	0	5	0	5	0	5	0	5	5
3	DISSOLVING PULP,WOOD+OTHER RAW MATERIALS	14	0	14	0	14	0	14	0	14	14
3.1	NON-CONIFEROUS DISSOLVING PULP	14	0	14	0	14	0	14	0	14	14
3.2	CONIFEROUS DISSOLVING PULP	0	0	0	0	0	0	0	0	0	0

		1994	1995	1996	1997	1998	1999
		TOTAL CAPACITY IN 1000 METRIC TONS PER YEAR					
4	PAPER AND PAPERBOARD	1 190	1 190	1 190	1 190	1 190	1 190
4.1	NEWSPRINT	225	225	225	225	225	225
4.2	OTHER PRINTING AND WRITING PAPER	260	260	260	260	260	260
4.21	COATED PRINTING AND WRITING PAPER	50	50	50	50	50	50
4.211	COATED WOOD CONTAINING PRINT&WRITING PAPER	35	35	35	35	35	35
4.212	COATED WOODFREE PRINTING & WRITING PAPER	15	15	15	15	15	15
4.22	UNCOATED PRINTING AND WRITING PAPER	210	210	210	210	210	210
4.221	UNCOATED WOOD CONTAINING PRINT&WRIT PAPER	35	35	35	35	35	35
4.222	UNCOATED WOODFREE PRINTING & WRIT PAPER	175	175	175	175	175	175
4.3	OTHER PAPER AND PAPERBOARD	705	705	705	705	705	705
4.31	HOUSEHOLD AND SANITARY PAPER	65	65	65	65	65	65
4.32	WRAPPING AND PACKAGING PAPER AND BOARD	583	583	583	583	583	583
4.321	LINERBOARD	159	159	159	159	159	159
4.3211	KRAFT LINER	54	54	54	54	54	54
4.32111	UNBLEACHED KRAFT LINER	49	49	49	49	49	49
4.32112	BLEACHED KRAFT LINER	5	5	5	5	5	5
4.3212	OTHER LINERBOARD	105	105	105	105	105	105
4.322	FLUTING MEDIUM	130	130	130	130	130	130
4.3221	SEMI-CHEMICAL FLUTING MEDIUM	50	50	50	50	50	50
4.3222	OTHER FLUTING MEDIUM	80	80	80	80	80	80
4.323	KRAFT WRAPPING AND PACKAGING	134	134	134	134	134	134
4.3231	SACK KRAFT	99	99	99	99	99	99
4.3232	OTHER KRAFT WRAPPING AND PACKAGING	35	35	35	35	35	35
4.324	FOLDING BOXBOARD	50	50	50	50	50	50
4.3241	PULP BASED FOLDING BOXBOARD	35	35	35	35	35	35
4.32411	BLEACHED CHEMICAL PULP FOLDING BOXBOARD	25	25	25	25	25	25
4.32412	OTHER PULP BASED FOLDING BOXBOARD	10	10	10	10	10	10
4.3242	WASTE PAPER BASED FOLDING BOXBOARD	15	15	15	15	15	15
4.325	OTHER WRAPPING AND PACKAGING N.E.S.	110	110	110	110	110	110
4.3251	OTHER WRAPPING PAPER	60	60	60	60	60	60
4.3252	OTHER PACKAGING PAPERBOARD	50	50	50	50	50	50
4.33	OTHER PAPER AND PAPERBOARD N.E.S. TOTAL	57	57	57	57	57	57
4.331	OTHER PAPER N.E.S.	32	32	32	32	32	32
4.332	OTHER PAPERBOARD N.E.S.	25	25	25	25	25	25

*)

AUSTRALIA

	PROCESS	1994 TOTAL CAPA-CITY	1994 OF WHICH MARKET PULP	1995 TOTAL CAPA-CITY	1995 OF WHICH MARKET PULP	1996 TOTAL CAPA-CITY	1996 OF WHICH MARKET PULP	1997 TOTAL CAPA-CITY	1997 OF WHICH MARKET PULP	1998 TOTAL CAPA-CITY	1999 TOTAL CAPA-CITY
		1000 METRIC TONS (AIR DRY) PER YEAR									
1	WOOD PULP FOR PAPER AND PAPERBOARD	1 207	27	1 198	28	1 211	28	1 226	28	1 236	1 236
1.1	MECHANICAL PULP	54	0	54	0	53	0	53	0	53	53
1.11	MECHANICAL NON-CONIFEROUS PULP	0	0	0	0	0	0	0	0	0	0
1.12	MECHANICAL CONIFEROUS PULP	54	0	54	0	53	0	53	0	53	53
1.2	THERMO-MECHANICAL PULP	417	0	424	0	424	0	428	0	428	428
1.21	THERMO-MECHANICAL NON-CONIFEROUS PULP	7	0	7	0	8	0	8	0	8	8
1.22	THERMO-MECHANICAL CONIFEROUS PULP	410	0	417	0	416	0	420	0	420	420
1.3	SEMI-CHEMICAL PULP	253	0	254	0	254	0	254	0	254	254
1.31	SEMI-CHEMICAL NON-CONIFEROUS PULP	253	0	254	0	254	0	254	0	254	254
1.32	SEMI-CHEMICAL CONIFEROUS PULP	0	0	0	0	0	0	0	0	0	0
1.4	CHEMICAL PULP TOTAL	483	27	466	28	480	28	491	28	501	501
1.41	UNBLEACHED SULPHITE PULP	25	0	25	0	25	0	25	0	25	25
1.411	UNBLEACHED NON-CONIFEROUS SULPHITE PULP	0	0	0	0	0	0	0	0	0	0
1.412	UNBLEACHED CONIFEROUS SULPHITE PULP	25	0	25	0	25	0	25	0	25	25
1.42	BLEACHED SULPHITE PULP	76	20	80	20	80	20	80	20	80	80
1.421	BLEACHED NON-CONIFEROUS SULPHITE PULP	23	0	27	0	27	0	27	0	27	27
1.422	BLEACHED CONIFEROUS SULPHITE PULP	53	20	53	20	53	20	53	20	53	53
1.43	UNBLEACHED SULPHATE PULP	177	0	166	1	178	1	184	1	189	189
1.431	UNBLEACHED NON-CONIFEROUS SULPHATE PULP	24	0	16	1	18	1	19	1	19	19
1.432	UNBLEACHED CONIFEROUS SULPHATE PULP	153	0	150	0	160	0	165	0	170	170
1.44	BLEACHED SULPHATE+SODA PULP	205	7	195	7	197	7	202	7	207	207
1.441	BLEACHED NON-CONIFEROUS SULPHATE+SODA PULP	205	7	195	7	197	7	202	7	207	207
1.442	BLEACHED CONIFEROUS SULPHATE+SODA PULP	0	0	0	0	0	0	0	0	0	0
2	PULP OF OTHER FIBRE FOR PAPER AND BOARD	24	0	67	0	128	0	139	0	139	139
2.1	PULP OF STRAW	0	0	0	0	0	0	0	0	0	0
2.2	PULP OF BAGASSE	0	0	0	0	0	0	0	0	0	0
2.3	PULP OF BAMBOO	0	0	0	0	0	0	0	0	0	0
2.4	PULP OF OTHER FIBRE	24	0	67	0	128	0	139	0	139	139
3	DISSOLVING PULP,WOOD+OTHER RAW MATERIALS	0	0	0	0	0	0	0	0	0	0
3.1	NON-CONIFEROUS DISSOLVING PULP	0	0	0	0	0	0	0	0	0	0
3.2	CONIFEROUS DISSOLVING PULP	0	0	0	0	0	0	0	0	0	0

		1994	1995	1996	1997	1998	1999
		TOTAL CAPACITY IN 1000 METRIC TONS PER YEAR					
4	PAPER AND PAPERBOARD	2 268	2 192	2 270	2 349	2 388	2 388
4.1	NEWSPRINT	481	484	497	498	481	481
4.2	OTHER PRINTING AND WRITING PAPER	348	240	240	240	240	240
4.21	COATED PRINTING AND WRITING PAPER	39	39	39	39	39	39
4.211	COATED WOOD CONTAINING PRINT&WRITING PAPER	1	1	1	1	1	1
4.212	COATED WOODFREE PRINTING & WRITING PAPER	38	38	38	38	38	38
4.22	UNCOATED PRINTING AND WRITING PAPER	309	201	201	201	201	201
4.221	UNCOATED WOOD CONTAINING PRINT&WRIT PAPER	61	61	61	61	61	61
4.222	UNCOATED WOODFREE PRINTING & WRIT PAPER	248	140	140	140	140	140
4.3	OTHER PAPER AND PAPERBOARD	1 439	1 468	1 533	1 611	1 667	1 667
4.31	HOUSEHOLD AND SANITARY PAPER	222	224	227	229	236	236
4.32	WRAPPING AND PACKAGING PAPER AND BOARD	1 157	1 184	1 246	1 322	1 371	1 371
4.321	LINERBOARD	282	283	283	283	283	283
4.3211	KRAFT LINER	232	233	233	233	233	233
4.32111	UNBLEACHED KRAFT LINER	230	230	230	230	230	230
4.32112	BLEACHED KRAFT LINER	2	3	3	3	3	3
4.3212	OTHER LINERBOARD	50	50	50	50	50	50
4.322	FLUTING MEDIUM	280	287	287	287	287	287
4.3221	SEMI-CHEMICAL FLUTING MEDIUM	0	0	0	0	0	0
4.3222	OTHER FLUTING MEDIUM	280	287	287	287	287	287
4.323	KRAFT WRAPPING AND PACKAGING	62	62	62	62	62	62
4.3231	SACK KRAFT	40	40	40	40	40	40
4.3232	OTHER KRAFT WRAPPING AND PACKAGING	22	22	22	22	22	22
4.324	FOLDING BOXBOARD	524	552	614	690	739	739
4.3241	PULP BASED FOLDING BOXBOARD	0	0	0	0	0	0
4.32411	BLEACHED CHEMICAL PULP FOLDING BOXBOARD	0	0	0	0	0	0
4.32412	OTHER PULP BASED FOLDING BOXBOARD	0	0	0	0	0	0
4.3242	WASTE PAPER BASED FOLDING BOXBOARD	524	552	614	690	739	739
4.325	OTHER WRAPPING AND PACKAGING N.E.S.	9	0	0	0	0	0
4.3251	OTHER WRAPPING PAPER	4	0	0	0	0	0
4.3252	OTHER PACKAGING PAPERBOARD	5	0	0	0	0	0
4.33	OTHER PAPER AND PAPERBOARD N.E.S. TOTAL	60	60	60	60	60	60
4.331	OTHER PAPER N.E.S.	0	0	0	0	0	0
4.332	OTHER PAPERBOARD N.E.S.	60	60	60	60	60	60

AUSTRIA

	PROCESS	1994 TOTAL CAPA-CITY	1994 OF WHICH MARKET PULP	1995 TOTAL CAPA-CITY	1995 OF WHICH MARKET PULP	1996 TOTAL CAPA-CITY	1996 OF WHICH MARKET PULP	1997 TOTAL CAPA-CITY	1997 OF WHICH MARKET PULP	1998 TOTAL CAPA-CITY	1999 TOTAL CAPA-CITY
		1000 METRIC TONS (AIR DRY) PER YEAR									
1	WOOD PULP FOR PAPER AND PAPERBOARD	1 615	370	1 720	400	1 770	400	1 770	400	1 770	1 770
1.1	MECHANICAL PULP	310	0	320	0	330	0	330	0	330	330
1.11	MECHANICAL NON-CONIFEROUS PULP	0	0	0	0	0	0	0	0	0	0
1.12	MECHANICAL CONIFEROUS PULP	310	0	320	0	330	0	330	0	330	330
1.2	THERMO-MECHANICAL PULP	160	0	160	0	170	0	170	0	170	170
1.21	THERMO-MECHANICAL NON-CONIFEROUS PULP	0	0	0	0	0	0	0	0	0	0
1.22	THERMO-MECHANICAL CONIFEROUS PULP	160	0	160	0	170	0	170	0	170	170
1.3	SEMI-CHEMICAL PULP	.	.	.	.	.	.	.	.	.	.
1.31	SEMI-CHEMICAL NON-CONIFEROUS PULP	.	.	.	.	.	.	.	.	.	.
1.32	SEMI-CHEMICAL CONIFEROUS PULP	.	.	.	.	.	.	.	.	.	.
1.4	CHEMICAL PULP TOTAL	1 145	370	1 240	400	1 270	400	1 270	400	1 270	1 270
1.41	UNBLEACHED SULPHITE PULP	50	0	60	0	60	0	60	0	60	60
1.411	UNBLEACHED NON-CONIFEROUS SULPHITE PULP	50	0	60	0	60	0	60	0	60	60
1.412	UNBLEACHED CONIFEROUS SULPHITE PULP	0	0	0	0	0	0	0	0	0	0
1.42	BLEACHED SULPHITE PULP	430	100	480	110	490	110	490	110	490	490
1.421	BLEACHED NON-CONIFEROUS SULPHITE PULP	30	0	30	0	30	0	30	0	30	30
1.422	BLEACHED CONIFEROUS SULPHITE PULP	400	100	450	110	460	110	460	110	460	460
1.43	UNBLEACHED SULPHATE PULP	425	40	440	50	450	50	450	50	450	450
1.431	UNBLEACHED NON-CONIFEROUS SULPHATE PULP	0	0	0	0	0	0	0	0	0	0
1.432	UNBLEACHED CONIFEROUS SULPHATE PULP	425	40	440	50	450	50	450	50	450	450
1.44	BLEACHED SULPHATE+SODA PULP	240	230	260	240	270	240	270	240	270	270
1.441	BLEACHED NON-CONIFEROUS SULPHATE+SODA PULP	0	0	0	0	0	0	0	0	0	0
1.442	BLEACHED CONIFEROUS SULPHATE+SODA PULP	240	230	260	240	270	240	270	240	270	270
2	PULP OF OTHER FIBRE FOR PAPER AND BOARD	1	1	1	1	1	1	1	1	1	1
2.1	PULP OF STRAW	0	0	0	0	0	0	0	0	0	0
2.2	PULP OF BAGASSE	0	0	0	0	0	0	0	0	0	0
2.3	PULP OF BAMBOO	0	0	0	0	0	0	0	0	0	0
2.4	PULP OF OTHER FIBRE	1	1	1	1	1	1	1	1	1	1
3	DISSOLVING PULP,WOOD+OTHER RAW MATERIALS	160	20	160	20	170	20	170	20	170	170
3.1	NON-CONIFEROUS DISSOLVING PULP	160	20	160	20	170	20	170	20	170	170
3.2	CONIFEROUS DISSOLVING PULP	0	0	0	0	0	0	0	0	0	0

		1994	1995	1996	1997	1998	1999
		TOTAL CAPACITY IN 1000 METRIC TONS PER YEAR					
4	PAPER AND PAPERBOARD	3 943	4 089	4 209	4 354	4 524	4 579
4.1	NEWSPRINT	455	455	460	460	460	460
4.2	OTHER PRINTING AND WRITING PAPER	1 855	1 940	2 015	2 125	2 295	2 320
4.21	COATED PRINTING AND WRITING PAPER	995	1 030	1 060	1 065	1 065	1 080
4.211	COATED WOOD CONTAINING PRINT&WRITING PAPER	210	230	240	245	245	250
4.212	COATED WOODFREE PRINTING & WRITING PAPER	785	800	820	820	820	830
4.22	UNCOATED PRINTING AND WRITING PAPER	860	910	955	1 060	1 230	1 240
4.221	UNCOATED WOOD CONTAINING PRINT&WRIT PAPER	455	465	475	575	745	750
4.222	UNCOATED WOODFREE PRINTING & WRIT PAPER	405	445	480	485	485	490
4.3	OTHER PAPER AND PAPERBOARD	1 633	1 694	1 734	1 769	1 769	1 799
4.31	HOUSEHOLD AND SANITARY PAPER	115	115	115	115	115	115
4.32	WRAPPING AND PACKAGING PAPER AND BOARD	1 465	1 526	1 566	1 601	1 601	1 631
4.321	LINERBOARD	230	230	250	260	260	270
4.3211	KRAFT LINER	230	230	250	260	260	270
4.32111	UNBLEACHED KRAFT LINER	230	230	250	260	260	270
4.32112	BLEACHED KRAFT LINER	.	.	.	.	.	.
4.3212	OTHER LINERBOARD	.	.	.	.	.	.
4.322	FLUTING MEDIUM	520	555	560	570	570	580
4.3221	SEMI-CHEMICAL FLUTING MEDIUM	.	.	.	.	.	.
4.3222	OTHER FLUTING MEDIUM	.	.	.	.	.	.
4.323	KRAFT WRAPPING AND PACKAGING	260	260	265	270	270	270
4.3231	SACK KRAFT	200	200	205	210	210	210
4.3232	OTHER KRAFT WRAPPING AND PACKAGING	60	60	60	60	60	60
4.324	FOLDING BOXBOARD	420	450	460	470	470	480
4.3241	PULP BASED FOLDING BOXBOARD	0	0	0	0	0	0
4.32411	BLEACHED CHEMICAL PULP FOLDING BOXBOARD	0	0	0	0	0	0
4.32412	OTHER PULP BASED FOLDING BOXBOARD	0	0	0	0	0	0
4.3242	WASTE PAPER BASED FOLDING BOXBOARD	420	450	460	470	470	480
4.325	OTHER WRAPPING AND PACKAGING N.E.S.	35	31	31	31	31	31
4.3251	OTHER WRAPPING PAPER	7	6	6	6	6	6
4.3252	OTHER PACKAGING PAPERBOARD	28	25	25	25	25	25
4.33	OTHER PAPER AND PAPERBOARD N.E.S. TOTAL	53	53	53	53	53	53
4.331	OTHER PAPER N.E.S.	42	43	43	43	43	43
4.332	OTHER PAPERBOARD N.E.S.	11	10	10	10	10	10

BANGLADESH

	PROCESS	1994 TOTAL CAPA-CITY	1994 OF WHICH MARKET PULP	1995 TOTAL CAPA-CITY	1995 OF WHICH MARKET PULP	1996 TOTAL CAPA-CITY	1996 OF WHICH MARKET PULP	1997 TOTAL CAPA-CITY	1997 OF WHICH MARKET PULP	1998 TOTAL CAPA-CITY	1999 TOTAL CAPA-CITY
		1000 METRIC TONS (AIR DRY) PER YEAR									
1	WOOD PULP FOR PAPER AND PAPERBOARD	65	0	65	0	65	0	65	0	65	65
1.1	MECHANICAL PULP	45	0	45	0	45	0	45	0	45	45
1.11	MECHANICAL NON-CONIFEROUS PULP	45	0	45	0	45	0	45	0	45	45
1.12	MECHANICAL CONIFEROUS PULP	0	0	0	0	0	0	0	0	0	0
1.2	THERMO-MECHANICAL PULP	0	0	0	0	0	0	0	0	0	0
1.21	THERMO-MECHANICAL NON-CONIFEROUS PULP	0	0	0	0	0	0	0	0	0	0
1.22	THERMO-MECHANICAL CONIFEROUS PULP	0	0	0	0	0	0	0	0	0	0
1.3	SEMI-CHEMICAL PULP	0	0	0	0	0	0	0	0	0	0
1.31	SEMI-CHEMICAL NON-CONIFEROUS PULP	0	0	0	0	0	0	0	0	0	0
1.32	SEMI-CHEMICAL CONIFEROUS PULP	0	0	0	0	0	0	0	0	0	0
1.4	CHEMICAL PULP TOTAL	20	0	20	0	20	0	20	0	20	20
1.41	UNBLEACHED SULPHITE PULP	0	0	0	0	0	0	0	0	0	0
1.411	UNBLEACHED NON-CONIFEROUS SULPHITE PULP	0	0	0	0	0	0	0	0	0	0
1.412	UNBLEACHED CONIFEROUS SULPHITE PULP	0	0	0	0	0	0	0	0	0	0
1.42	BLEACHED SULPHITE PULP	0	0	0	0	0	0	0	0	0	0
1.421	BLEACHED NON-CONIFEROUS SULPHITE PULP	0	0	0	0	0	0	0	0	0	0
1.422	BLEACHED CONIFEROUS SULPHITE PULP	0	0	0	0	0	0	0	0	0	0
1.43	UNBLEACHED SULPHATE PULP	5	0	5	0	5	0	5	0	5	5
1.431	UNBLEACHED NON-CONIFEROUS SULPHATE PULP	5	0	5	0	5	0	5	0	5	5
1.432	UNBLEACHED CONIFEROUS SULPHATE PULP	0	0	0	0	0	0	0	0	0	0
1.44	BLEACHED SULPHATE+SODA PULP	15	0	15	0	15	0	15	0	15	15
1.441	BLEACHED NON-CONIFEROUS SULPHATE+SODA PULP	15	0	15	0	15	0	15	0	15	15
1.442	BLEACHED CONIFEROUS SULPHATE+SODA PULP	0	0	0	0	0	0	0	0	0	0
2	PULP OF OTHER FIBRE FOR PAPER AND BOARD	45	0	50	0	55	0	55	0	55	55
2.1	PULP OF STRAW	0	0	0	0	0	0	0	0	0	0
2.2	PULP OF BAGASSE	15	0	15	0	15	0	15	0	15	15
2.3	PULP OF BAMBOO	25	0	25	0	25	0	25	0	25	25
2.4	PULP OF OTHER FIBRE	5	0	5	0	5	0	5	0	5	5
3	DISSOLVING PULP,WOOD+OTHER RAW MATERIALS	5	0	5	0	5	0	5	0	5	5
3.1	NON-CONIFEROUS DISSOLVING PULP	5	0	5	0	5	0	5	0	5	5
3.2	CONIFEROUS DISSOLVING PULP	0	0	0	0	0	0	0	0	0	0

		1994	1995	1996	1997	1998	1999
		TOTAL CAPACITY IN 1000 METRIC TONS PER YEAR					
4	PAPER AND PAPERBOARD	135	140	140	140	140	140
4.1	NEWSPRINT	50	50	50	50	50	50
4.2	OTHER PRINTING AND WRITING PAPER	50	50	50	50	50	50
4.21	COATED PRINTING AND WRITING PAPER	0	0	0	0	0	0
4.211	COATED WOOD CONTAINING PRINT&WRITING PAPER	0	0	0	0	0	0
4.212	COATED WOODFREE PRINTING & WRITING PAPER	0	0	0	0	0	0
4.22	UNCOATED PRINTING AND WRITING PAPER	50	50	50	50	50	50
4.221	UNCOATED WOOD CONTAINING PRINT&WRIT PAPER	0	0	0	0	0	0
4.222	UNCOATED WOODFREE PRINTING & WRIT PAPER	50	50	50	50	50	50
4.3	OTHER PAPER AND PAPERBOARD	35	40	40	40	40	40
4.31	HOUSEHOLD AND SANITARY PAPER	0	0	0	0	0	0
4.32	WRAPPING AND PACKAGING PAPER AND BOARD	10	15	15	15	15	15
4.321	LINERBOARD	.	.	.	.	.	.
4.3211	KRAFT LINER	.	.	.	.	.	.
4.32111	UNBLEACHED KRAFT LINER	.	.	.	.	.	.
4.32112	BLEACHED KRAFT LINER	.	.	.	.	.	.
4.3212	OTHER LINERBOARD	.	.	.	.	.	.
4.322	FLUTING MEDIUM	.	.	.	.	.	.
4.3221	SEMI-CHEMICAL FLUTING MEDIUM	.	.	.	.	.	.
4.3222	OTHER FLUTING MEDIUM	.	.	.	.	.	.
4.323	KRAFT WRAPPING AND PACKAGING	.	.	.	.	.	.
4.3231	SACK KRAFT	.	.	.	.	.	.
4.3232	OTHER KRAFT WRAPPING AND PACKAGING	.	.	.	.	.	.
4.324	FOLDING BOXBOARD	.	.	.	.	.	.
4.3241	PULP BASED FOLDING BOXBOARD	.	.	.	.	.	.
4.32411	BLEACHED CHEMICAL PULP FOLDING BOXBOARD	.	.	.	.	.	.
4.32412	OTHER PULP BASED FOLDING BOXBOARD	.	.	.	.	.	.
4.3242	WASTE PAPER BASED FOLDING BOXBOARD	.	.	.	.	.	.
4.325	OTHER WRAPPING AND PACKAGING N.E.S.	.	.	.	.	.	.
4.3251	OTHER WRAPPING PAPER	.	.	.	.	.	.
4.3252	OTHER PACKAGING PAPERBOARD	.	.	.	.	.	.
4.33	OTHER PAPER AND PAPERBOARD N.E.S. TOTAL	25	25	25	25	25	25
4.331	OTHER PAPER N.E.S.	.	.	.	.	.	.
4.332	OTHER PAPERBOARD N.E.S.	.	.	.	.	.	.

*)

BELGIUM - LUXEMBOURG

	PROCESS	1994 TOTAL CAPA-CITY	1994 OF WHICH MARKET PULP	1995 TOTAL CAPA-CITY	1995 OF WHICH MARKET PULP	1996 TOTAL CAPA-CITY	1996 OF WHICH MARKET PULP	1997 TOTAL CAPA-CITY	1997 OF WHICH MARKET PULP	1998 TOTAL CAPA-CITY	1999 TOTAL CAPA-CITY
		1000 METRIC TONS (AIR DRY) PER YEAR									
1	WOOD PULP FOR PAPER AND PAPERBOARD	545	0	545	0	545	0	545	0	545	545
1.1	MECHANICAL PULP	110	0	110	0	110	0	110	0	110	110
1.11	MECHANICAL NON-CONIFEROUS PULP	0	0	0	0	0	0	0	0	0	0
1.12	MECHANICAL CONIFEROUS PULP	110	0	110	0	110	0	110	0	110	110
1.2	THERMO-MECHANICAL PULP	195	0	195	0	195	0	195	0	195	195
1.21	THERMO-MECHANICAL NON-CONIFEROUS PULP	0	0	0	0	0	0	0	0	0	0
1.22	THERMO-MECHANICAL CONIFEROUS PULP	195	0	195	0	195	0	195	0	195	195
1.3	SEMI-CHEMICAL PULP	0	0	0	0	0	0	0	0	0	0
1.31	SEMI-CHEMICAL NON-CONIFEROUS PULP	0	0	0	0	0	0	0	0	0	0
1.32	SEMI-CHEMICAL CONIFEROUS PULP	0	0	0	0	0	0	0	0	0	0
1.4	CHEMICAL PULP TOTAL	240	0	240	0	240	0	240	0	240	240
1.41	UNBLEACHED SULPHITE PULP	0	0	0	0	0	0	0	0	0	0
1.411	UNBLEACHED NON-CONIFEROUS SULPHITE PULP	0	0	0	0	0	0	0	0	0	0
1.412	UNBLEACHED CONIFEROUS SULPHITE PULP	0	0	0	0	0	0	0	0	0	0
1.42	BLEACHED SULPHITE PULP	0	0	0	0	0	0	0	0	0	0
1.421	BLEACHED NON-CONIFEROUS SULPHITE PULP	0	0	0	0	0	0	0	0	0	0
1.422	BLEACHED CONIFEROUS SULPHITE PULP	0	0	0	0	0	0	0	0	0	0
1.43	UNBLEACHED SULPHATE PULP	0	0	0	0	0	0	0	0	0	0
1.431	UNBLEACHED NON-CONIFEROUS SULPHATE PULP	0	0	0	0	0	0	0	0	0	0
1.432	UNBLEACHED CONIFEROUS SULPHATE PULP	0	0	0	0	0	0	0	0	0	0
1.44	BLEACHED SULPHATE+SODA PULP	240	0	240	0	240	0	240	0	240	240
1.441	BLEACHED NON-CONIFEROUS SULPHATE+SODA PULP	240	0	240	0	240	0	240	0	240	240
1.442	BLEACHED CONIFEROUS SULPHATE+SODA PULP	0	0	0	0	0	0	0	0	0	0
2	PULP OF OTHER FIBRE FOR PAPER AND BOARD	0	0	0	0	0	0	0	0	0	0
2.1	PULP OF STRAW	0	0	0	0	0	0	0	0	0	0
2.2	PULP OF BAGASSE	0	0	0	0	0	0	0	0	0	0
2.3	PULP OF BAMBOO	0	0	0	0	0	0	0	0	0	0
2.4	PULP OF OTHER FIBRE	0	0	0	0	0	0	0	0	0	0
3	DISSOLVING PULP,WOOD+OTHER RAW MATERIALS	0	0	0	0	0	0	0	0	0	0
3.1	NON-CONIFEROUS DISSOLVING PULP	0	0	0	0	0	0	0	0	0	0
3.2	CONIFEROUS DISSOLVING PULP	0	0	0	0	0	0	0	0	0	0

		1994	1995	1996	1997	1998	1999
		TOTAL CAPACITY IN 1000 METRIC TONS PER YEAR					
4	PAPER AND PAPERBOARD	1 194	1 194	1 194	1 194	1 194	1 194
4.1	NEWSPRINT	135	135	135	135	135	135
4.2	OTHER PRINTING AND WRITING PAPER	687	687	687	687	687	687
4.21	COATED PRINTING AND WRITING PAPER	414	414	414	414	414	414
4.211	COATED WOOD CONTAINING PRINT&WRITING PAPER	321	321	321	321	321	321
4.212	COATED WOODFREE PRINTING & WRITING PAPER	93	93	93	93	93	93
4.22	UNCOATED PRINTING AND WRITING PAPER	273	273	273	273	273	273
4.221	UNCOATED WOOD CONTAINING PRINT&WRIT PAPER	225	225	225	225	225	225
4.222	UNCOATED WOODFREE PRINTING & WRIT PAPER	48	48	48	48	48	48
4.3	OTHER PAPER AND PAPERBOARD	372	372	372	372	372	372
4.31	HOUSEHOLD AND SANITARY PAPER	128	128	128	128	128	128
4.32	WRAPPING AND PACKAGING PAPER AND BOARD	201	201	201	201	201	201
4.321	LINERBOARD	67	67	67	67	67	67
4.3211	KRAFT LINER	0	0	0	0	0	0
4.32111	UNBLEACHED KRAFT LINER	0	0	0	0	0	0
4.32112	BLEACHED KRAFT LINER	0	0	0	0	0	0
4.3212	OTHER LINERBOARD	67	67	67	67	67	67
4.322	FLUTING MEDIUM	48	48	48	48	48	48
4.3221	SEMI-CHEMICAL FLUTING MEDIUM	13	13	13	13	13	13
4.3222	OTHER FLUTING MEDIUM	35	35	35	35	35	35
4.323	KRAFT WRAPPING AND PACKAGING	0	0	0	0	0	0
4.3231	SACK KRAFT	0	0	0	0	0	0
4.3232	OTHER KRAFT WRAPPING AND PACKAGING	0	0	0	0	0	0
4.324	FOLDING BOXBOARD	38	38	38	38	38	38
4.3241	PULP BASED FOLDING BOXBOARD	38	38	38	38	38	38
4.32411	BLEACHED CHEMICAL PULP FOLDING BOXBOARD	0	0	0	0	0	0
4.32412	OTHER PULP BASED FOLDING BOXBOARD	38	38	38	38	38	38
4.3242	WASTE PAPER BASED FOLDING BOXBOARD	0	0	0	0	0	0
4.325	OTHER WRAPPING AND PACKAGING N.E.S.	48	48	48	48	48	48
4.3251	OTHER WRAPPING PAPER	13	13	13	13	13	13
4.3252	OTHER PACKAGING PAPERBOARD	35	35	35	35	35	35
4.33	OTHER PAPER AND PAPERBOARD N.E.S. TOTAL	43	43	43	43	43	43
4.331	OTHER PAPER N.E.S.	23	23	23	23	23	23
4.332	OTHER PAPERBOARD N.E.S.	20	20	20	20	20	20

*)

BOLIVIA

	PROCESS	1994 TOTAL CAPA-CITY	1994 OF WHICH MARKET PULP	1995 TOTAL CAPA-CITY	1995 OF WHICH MARKET PULP	1996 TOTAL CAPA-CITY	1996 OF WHICH MARKET PULP	1997 TOTAL CAPA-CITY	1997 OF WHICH MARKET PULP	1998 TOTAL CAPA-CITY	1999 TOTAL CAPA-CITY
		1000 METRIC TONS (AIR DRY) PER YEAR									
1	WOOD PULP FOR PAPER AND PAPERBOARD	2	0	2	0	2	0	2	0	2	2
1.1	MECHANICAL PULP	0	0	0	0	0	0	0	0	0	0
1.11	MECHANICAL NON-CONIFEROUS PULP	0	0	0	0	0	0	0	0	0	0
1.12	MECHANICAL CONIFEROUS PULP	0	0	0	0	0	0	0	0	0	0
1.2	THERMO-MECHANICAL PULP	0	0	0	0	0	0	0	0	0	0
1.21	THERMO-MECHANICAL NON-CONIFEROUS PULP	0	0	0	0	0	0	0	0	0	0
1.22	THERMO-MECHANICAL CONIFEROUS PULP	0	0	0	0	0	0	0	0	0	0
1.3	SEMI-CHEMICAL PULP	0	0	0	0	0	0	0	0	0	0
1.31	SEMI-CHEMICAL NON-CONIFEROUS PULP	0	0	0	0	0	0	0	0	0	0
1.32	SEMI-CHEMICAL CONIFEROUS PULP	0	0	0	0	0	0	0	0	0	0
1.4	CHEMICAL PULP TOTAL	2	0	2	0	2	0	2	0	2	2
1.41	UNBLEACHED SULPHITE PULP	0	0	0	0	0	0	0	0	0	0
1.411	UNBLEACHED NON-CONIFEROUS SULPHITE PULP	0	0	0	0	0	0	0	0	0	0
1.412	UNBLEACHED CONIFEROUS SULPHITE PULP	0	0	0	0	0	0	0	0	0	0
1.42	BLEACHED SULPHITE PULP	0	0	0	0	0	0	0	0	0	0
1.421	BLEACHED NON-CONIFEROUS SULPHITE PULP	0	0	0	0	0	0	0	0	0	0
1.422	BLEACHED CONIFEROUS SULPHITE PULP	0	0	0	0	0	0	0	0	0	0
1.43	UNBLEACHED SULPHATE PULP	0	0	0	0	0	0	0	0	0	0
1.431	UNBLEACHED NON-CONIFEROUS SULPHATE PULP	0	0	0	0	0	0	0	0	0	0
1.432	UNBLEACHED CONIFEROUS SULPHATE PULP	0	0	0	0	0	0	0	0	0	0
1.44	BLEACHED SULPHATE+SODA PULP	2	0	2	0	2	0	2	0	2	2
1.441	BLEACHED NON-CONIFEROUS SULPHATE+SODA PULP	0	0	0	0	0	0	0	0	0	0
1.442	BLEACHED CONIFEROUS SULPHATE+SODA PULP	2	0	2	0	2	0	2	0	2	2
2	PULP OF OTHER FIBRE FOR PAPER AND BOARD	0	0	0	0	0	0	0	0	0	0
2.1	PULP OF STRAW	0	0	0	0	0	0	0	0	0	0
2.2	PULP OF BAGASSE	0	0	0	0	0	0	0	0	0	0
2.3	PULP OF BAMBOO	0	0	0	0	0	0	0	0	0	0
2.4	PULP OF OTHER FIBRE	0	0	0	0	0	0	0	0	0	0
3	DISSOLVING PULP,WOOD+OTHER RAW MATERIALS	0	0	0	0	0	0	0	0	0	0
3.1	NON-CONIFEROUS DISSOLVING PULP	0	0	0	0	0	0	0	0	0	0
3.2	CONIFEROUS DISSOLVING PULP	0	0	0	0	0	0	0	0	0	0

		1994	1995	1996	1997	1998	1999
		TOTAL CAPACITY IN 1000 METRIC TONS PER YEAR					
4	PAPER AND PAPERBOARD	6	6	6	6	6	6
4.1	NEWSPRINT	0	0	0	0	0	0
4.2	OTHER PRINTING AND WRITING PAPER	6	6	6	6	6	6
4.21	COATED PRINTING AND WRITING PAPER	6	6	6	6	6	6
4.211	COATED WOOD CONTAINING PRINT&WRITING PAPER	.	.	.	.	.	.
4.212	COATED WOODFREE PRINTING & WRITING PAPER	.	.	.	.	.	.
4.22	UNCOATED PRINTING AND WRITING PAPER	0	0	0	0	0	0
4.221	UNCOATED WOOD CONTAINING PRINT&WRIT PAPER	0	0	0	0	0	0
4.222	UNCOATED WOODFREE PRINTING & WRIT PAPER	0	0	0	0	0	0
4.3	OTHER PAPER AND PAPERBOARD	0	0	0	0	0	0
4.31	HOUSEHOLD AND SANITARY PAPER	0	0	0	0	0	0
4.32	WRAPPING AND PACKAGING PAPER AND BOARD	0	0	0	0	0	0
4.321	LINERBOARD	0	0	0	0	0	0
4.3211	KRAFT LINER	0	0	0	0	0	0
4.32111	UNBLEACHED KRAFT LINER	0	0	0	0	0	0
4.32112	BLEACHED KRAFT LINER	0	0	0	0	0	0
4.3212	OTHER LINERBOARD	0	0	0	0	0	0
4.322	FLUTING MEDIUM	0	0	0	0	0	0
4.3221	SEMI-CHEMICAL FLUTING MEDIUM	0	0	0	0	0	0
4.3222	OTHER FLUTING MEDIUM	0	0	0	0	0	0
4.323	KRAFT WRAPPING AND PACKAGING	0	0	0	0	0	0
4.3231	SACK KRAFT	0	0	0	0	0	0
4.3232	OTHER KRAFT WRAPPING AND PACKAGING	0	0	0	0	0	0
4.324	FOLDING BOXBOARD	0	0	0	0	0	0
4.3241	PULP BASED FOLDING BOXBOARD	0	0	0	0	0	0
4.32411	BLEACHED CHEMICAL PULP FOLDING BOXBOARD	0	0	0	0	0	0
4.32412	OTHER PULP BASED FOLDING BOXBOARD	0	0	0	0	0	0
4.3242	WASTE PAPER BASED FOLDING BOXBOARD	0	0	0	0	0	0
4.325	OTHER WRAPPING AND PACKAGING N.E.S.	0	0	0	0	0	0
4.3251	OTHER WRAPPING PAPER	0	0	0	0	0	0
4.3252	OTHER PACKAGING PAPERBOARD	0	0	0	0	0	0
4.33	OTHER PAPER AND PAPERBOARD N.E.S. TOTAL	0	0	0	0	0	0
4.331	OTHER PAPER N.E.S.	0	0	0	0	0	0
4.332	OTHER PAPERBOARD N.E.S.	0	0	0	0	0	0

*)

BRAZIL

	PROCESS	1994 TOTAL CAPA-CITY	1994 OF WHICH MARKET PULP	1995 TOTAL CAPA-CITY	1995 OF WHICH MARKET PULP	1996 TOTAL CAPA-CITY	1996 OF WHICH MARKET PULP	1997 TOTAL CAPA-CITY	1997 OF WHICH MARKET PULP	1998 TOTAL CAPA-CITY	1999 TOTAL CAPA-CITY
		1000 METRIC TONS (AIR DRY) PER YEAR									
1	WOOD PULP FOR PAPER AND PAPERBOARD	6 378	2 666	6 460	2 636	6 731	2 836	6 934	2 931	7 233	7 303
1.1	MECHANICAL PULP	443	65	453	65	465	65	465	65	465	465
1.11	MECHANICAL NON-CONIFEROUS PULP	0	0	0	0	0	0	0	0	0	0
1.12	MECHANICAL CONIFEROUS PULP	443	65	453	65	465	65	465	65	465	465
1.2	THERMO-MECHANICAL PULP	254	23	279	23	279	23	279	23	279	279
1.21	THERMO-MECHANICAL NON-CONIFEROUS PULP	0	0	0	0	0	0	0	0	0	0
1.22	THERMO-MECHANICAL CONIFEROUS PULP	254	23	279	23	279	23	279	23	279	279
1.3	SEMI-CHEMICAL PULP	60	0	60	0	60	0	60	0	60	60
1.31	SEMI-CHEMICAL NON-CONIFEROUS PULP	60	0	60	0	60	0	60	0	60	60
1.32	SEMI-CHEMICAL CONIFEROUS PULP	0	0	0	0	0	0	0	0	0	0
1.4	CHEMICAL PULP TOTAL	5 621	2 578	5 668	2 548	5 927	2 748	6 130	2 843	6 429	6 499
1.41	UNBLEACHED SULPHITE PULP	0	0	0	0	0	0	0	0	0	0
1.411	UNBLEACHED NON-CONIFEROUS SULPHITE PULP	0	0	0	0	0	0	0	0	0	0
1.412	UNBLEACHED CONIFEROUS SULPHITE PULP	0	0	0	0	0	0	0	0	0	0
1.42	BLEACHED SULPHITE PULP	24	24	24	24	24	24	24	24	24	24
1.421	BLEACHED NON-CONIFEROUS SULPHITE PULP	0	0	0	0	0	0	0	0	0	0
1.422	BLEACHED CONIFEROUS SULPHITE PULP	24	24	24	24	24	24	24	24	24	24
1.43	UNBLEACHED SULPHATE PULP	1 469	49	1 489	49	1 497	49	1 497	49	1 497	1 497
1.431	UNBLEACHED NON-CONIFEROUS SULPHATE PULP	300	28	300	28	300	28	300	28	300	300
1.432	UNBLEACHED CONIFEROUS SULPHATE PULP	1 169	21	1 189	21	1 197	21	1 197	21	1 197	1 197
1.44	BLEACHED SULPHATE+SODA PULP	4 128	2 505	4 155	2 475	4 406	2 675	4 609	2 770	4 908	4 978
1.441	BLEACHED NON-CONIFEROUS SULPHATE+SODA PULP	3 811	2 286	3 838	2 256	4 085	2 456	4 281	2 551	4 580	4 650
1.442	BLEACHED CONIFEROUS SULPHATE+SODA PULP	317	219	317	219	321	219	328	219	328	328
2	PULP OF OTHER FIBRE FOR PAPER AND BOARD	180	0	180	0	209	0	217	0	222	222
2.1	PULP OF STRAW	0	0	0	0	0	0	0	0	0	0
2.2	PULP OF BAGASSE	60	0	60	0	60	0	60	0	60	60
2.3	PULP OF BAMBOO	86	0	86	0	115	0	123	0	128	128
2.4	PULP OF OTHER FIBRE	34	0	34	0	34	0	34	0	34	34
3	DISSOLVING PULP,WOOD+OTHER RAW MATERIALS	78	30	158	30	181	30	193	30	193	193
3.1	NON-CONIFEROUS DISSOLVING PULP	33	25	113	25	136	25	148	25	148	148
3.2	CONIFEROUS DISSOLVING PULP	45	5	45	5	45	5	45	5	45	45

		1994	1995	1996	1997	1998	1999
		TOTAL CAPACITY IN 1000 METRIC TONS PER YEAR					
4	PAPER AND PAPERBOARD	6 770	6 976	7 115	7 214	7 254	7 448
4.1	NEWSPRINT	300	300	300	300	300	475
4.2	OTHER PRINTING AND WRITING PAPER	2 163	2 219	2 241	2 249	2 249	2 249
4.21	COATED PRINTING AND WRITING PAPER	252	265	300	315	315	315
4.211	COATED WOOD CONTAINING PRINT&WRITING PAPER	142	155	155	155	155	155
4.212	COATED WOODFREE PRINTING & WRITING PAPER	110	110	145	160	160	160
4.22	UNCOATED PRINTING AND WRITING PAPER	1 911	1 954	1 941	1 934	1 934	1 934
4.221	UNCOATED WOOD CONTAINING PRINT&WRIT PAPER	41	41	41	41	41	41
4.222	UNCOATED WOODFREE PRINTING & WRIT PAPER	1 870	1 913	1 900	1 893	1 893	1 893
4.3	OTHER PAPER AND PAPERBOARD	4 307	4 457	4 574	4 665	4 705	4 724
4.31	HOUSEHOLD AND SANITARY PAPER	570	586	597	620	629	629
4.32	WRAPPING AND PACKAGING PAPER AND BOARD	3 423	3 521	3 603	3 655	3 684	3 700
4.321	LINERBOARD	1 188	1 201	1 204	1 204	1 204	1 204
4.3211	KRAFT LINER	1 051	1 064	1 067	1 067	1 067	1 067
4.32111	UNBLEACHED KRAFT LINER	1 051	1 064	1 067	1 067	1 067	1 067
4.32112	BLEACHED KRAFT LINER	0	0	0	0	0	0
4.3212	OTHER LINERBOARD	137	137	137	137	137	137
4.322	FLUTING MEDIUM	886	907	912	940	961	966
4.3221	SEMI-CHEMICAL FLUTING MEDIUM	83	83	83	83	83	83
4.3222	OTHER FLUTING MEDIUM	803	824	829	857	878	883
4.323	KRAFT WRAPPING AND PACKAGING	604	634	640	643	643	643
4.3231	SACK KRAFT	314	324	324	324	324	324
4.3232	OTHER KRAFT WRAPPING AND PACKAGING	290	310	316	319	319	319
4.324	FOLDING BOXBOARD	558	566	598	606	611	611
4.3241	PULP BASED FOLDING BOXBOARD	193	193	193	193	193	193
4.32411	BLEACHED CHEMICAL PULP FOLDING BOXBOARD	28	28	28	28	28	28
4.32412	OTHER PULP BASED FOLDING BOXBOARD	165	165	165	165	165	165
4.3242	WASTE PAPER BASED FOLDING BOXBOARD	365	373	405	413	418	418
4.325	OTHER WRAPPING AND PACKAGING N.E.S.	187	213	249	262	265	276
4.3251	OTHER WRAPPING PAPER	187	213	249	262	265	276
4.3252	OTHER PACKAGING PAPERBOARD	0	0	0	0	0	0
4.33	OTHER PAPER AND PAPERBOARD N.E.S. TOTAL	314	350	374	390	392	395
4.331	OTHER PAPER N.E.S.	200	205	217	230	232	235
4.332	OTHER PAPERBOARD N.E.S.	114	145	157	160	160	160

BULGARIA

	PROCESS	1994 TOTAL CAPA-CITY	1994 OF WHICH MARKET PULP	1995 TOTAL CAPA-CITY	1995 OF WHICH MARKET PULP	1996 TOTAL CAPA-CITY	1996 OF WHICH MARKET PULP	1997 TOTAL CAPA-CITY	1997 OF WHICH MARKET PULP	1998 TOTAL CAPA-CITY	1999 TOTAL CAPA-CITY
		1000 METRIC TONS (AIR DRY) PER YEAR									
1	WOOD PULP FOR PAPER AND PAPERBOARD	65	0	65	0	65	0	65	0	65	65
1.1	MECHANICAL PULP	6	0	6	0	6	0	6	0	6	6
1.11	MECHANICAL NON-CONIFEROUS PULP	0	0	0	0	0	0	0	0	0	0
1.12	MECHANICAL CONIFEROUS PULP	6	0	6	0	6	0	6	0	6	6
1.2	THERMO-MECHANICAL PULP	0	0	0	0	0	0	0	0	0	0
1.21	THERMO-MECHANICAL NON-CONIFEROUS PULP	0	0	0	0	0	0	0	0	0	0
1.22	THERMO-MECHANICAL CONIFEROUS PULP	0	0	0	0	0	0	0	0	0	0
1.3	SEMI-CHEMICAL PULP	0	0	0	0	0	0	0	0	0	0
1.31	SEMI-CHEMICAL NON-CONIFEROUS PULP	0	0	0	0	0	0	0	0	0	0
1.32	SEMI-CHEMICAL CONIFEROUS PULP	0	0	0	0	0	0	0	0	0	0
1.4	CHEMICAL PULP TOTAL	59	0	59	0	59	0	59	0	59	59
1.41	UNBLEACHED SULPHITE PULP	0	0	0	0	0	0	0	0	0	0
1.411	UNBLEACHED NON-CONIFEROUS SULPHITE PULP	0	0	0	0	0	0	0	0	0	0
1.412	UNBLEACHED CONIFEROUS SULPHITE PULP	0	0	0	0	0	0	0	0	0	0
1.42	BLEACHED SULPHITE PULP	0	0	0	0	0	0	0	0	0	0
1.421	BLEACHED NON-CONIFEROUS SULPHITE PULP	0	0	0	0	0	0	0	0	0	0
1.422	BLEACHED CONIFEROUS SULPHITE PULP	0	0	0	0	0	0	0	0	0	0
1.43	UNBLEACHED SULPHATE PULP	59	0	59	0	59	0	59	0	59	59
1.431	UNBLEACHED NON-CONIFEROUS SULPHATE PULP	0	0	0	0	0	0	0	0	0	0
1.432	UNBLEACHED CONIFEROUS SULPHATE PULP	59	0	59	0	59	0	59	0	59	59
1.44	BLEACHED SULPHATE+SODA PULP	0	0	0	0	0	0	0	0	0	0
1.441	BLEACHED NON-CONIFEROUS SULPHATE+SODA PULP	0	0	0	0	0	0	0	0	0	0
1.442	BLEACHED CONIFEROUS SULPHATE+SODA PULP	0	0	0	0	0	0	0	0	0	0
2	PULP OF OTHER FIBRE FOR PAPER AND BOARD	12	0	12	0	12	0	12	0	12	12
2.1	PULP OF STRAW	12	0	12	0	12	0	12	0	12	12
2.2	PULP OF BAGASSE	0	0	0	0	0	0	0	0	0	0
2.3	PULP OF BAMBOO	0	0	0	0	0	0	0	0	0	0
2.4	PULP OF OTHER FIBRE	0	0	0	0	0	0	0	0	0	0
3	DISSOLVING PULP,WOOD+OTHER RAW MATERIALS	.	.	.	.	.	.	.	.	.	.
3.1	NON-CONIFEROUS DISSOLVING PULP	.	.	.	.	.	.	.	.	.	.
3.2	CONIFEROUS DISSOLVING PULP	.	.	.	.	.	.	.	.	.	.

		1994	1995	1996	1997	1998	1999
		TOTAL CAPACITY IN 1000 METRIC TONS PER YEAR					
4	PAPER AND PAPERBOARD	326	326	326	326	326	326
4.1	NEWSPRINT	0	0	0	0	0	0
4.2	OTHER PRINTING AND WRITING PAPER	90	90	90	90	90	90
4.21	COATED PRINTING AND WRITING PAPER	.	.	.	.	.	.
4.211	COATED WOOD CONTAINING PRINT&WRITING PAPER	.	.	.	.	.	.
4.212	COATED WOODFREE PRINTING & WRITING PAPER	.	.	.	.	.	.
4.22	UNCOATED PRINTING AND WRITING PAPER	.	.	.	.	.	.
4.221	UNCOATED WOOD CONTAINING PRINT&WRIT PAPER	.	.	.	.	.	.
4.222	UNCOATED WOODFREE PRINTING & WRIT PAPER	.	.	.	.	.	.
4.3	OTHER PAPER AND PAPERBOARD	236	236	236	236	236	236
4.31	HOUSEHOLD AND SANITARY PAPER	26	26	26	26	26	26
4.32	WRAPPING AND PACKAGING PAPER AND BOARD	210	210	210	210	210	210
4.321	LINERBOARD	100	100	100	100	100	100
4.3211	KRAFT LINER	100	100	100	100	100	100
4.32111	UNBLEACHED KRAFT LINER	100	100	100	100	100	100
4.32112	BLEACHED KRAFT LINER	0	0	0	0	0	0
4.3212	OTHER LINERBOARD	0	0	0	0	0	0
4.322	FLUTING MEDIUM	70	70	70	70	70	70
4.3221	SEMI-CHEMICAL FLUTING MEDIUM	.	.	.	.	.	.
4.3222	OTHER FLUTING MEDIUM	.	.	.	.	.	.
4.323	KRAFT WRAPPING AND PACKAGING	40	40	40	40	40	40
4.3231	SACK KRAFT	28	28	28	28	28	28
4.3232	OTHER KRAFT WRAPPING AND PACKAGING	12	12	12	12	12	12
4.324	FOLDING BOXBOARD	0	0	0	0	0	0
4.3241	PULP BASED FOLDING BOXBOARD	0	0	0	0	0	0
4.32411	BLEACHED CHEMICAL PULP FOLDING BOXBOARD	0	0	0	0	0	0
4.32412	OTHER PULP BASED FOLDING BOXBOARD	0	0	0	0	0	0
4.3242	WASTE PAPER BASED FOLDING BOXBOARD	0	0	0	0	0	0
4.325	OTHER WRAPPING AND PACKAGING N.E.S.	0	0	0	0	0	0
4.3251	OTHER WRAPPING PAPER	0	0	0	0	0	0
4.3252	OTHER PACKAGING PAPERBOARD	0	0	0	0	0	0
4.33	OTHER PAPER AND PAPERBOARD N.E.S. TOTAL	0	0	0	0	0	0
4.331	OTHER PAPER N.E.S.	0	0	0	0	0	0
4.332	OTHER PAPERBOARD N.E.S.	0	0	0	0	0	0

*)

CAMBODIA

	PROCESS	1994 TOTAL CAPA-CITY	1994 OF WHICH MARKET PULP	1995 TOTAL CAPA-CITY	1995 OF WHICH MARKET PULP	1996 TOTAL CAPA-CITY	1996 OF WHICH MARKET PULP	1997 TOTAL CAPA-CITY	1997 OF WHICH MARKET PULP	1998 TOTAL CAPA-CITY	1999 TOTAL CAPA-CITY
		1000 METRIC TONS (AIR DRY) PER YEAR									
1	WOOD PULP FOR PAPER AND PAPERBOARD	0	0	0	0	0	0	0	0	0	0
1.1	MECHANICAL PULP	0	0	0	0	0	0	0	0	0	0
1.11	MECHANICAL NON-CONIFEROUS PULP	0	0	0	0	0	0	0	0	0	0
1.12	MECHANICAL CONIFEROUS PULP	0	0	0	0	0	0	0	0	0	0
1.2	THERMO-MECHANICAL PULP	0	0	0	0	0	0	0	0	0	0
1.21	THERMO-MECHANICAL NON-CONIFEROUS PULP	0	0	0	0	0	0	0	0	0	0
1.22	THERMO-MECHANICAL CONIFEROUS PULP	0	0	0	0	0	0	0	0	0	0
1.3	SEMI-CHEMICAL PULP	0	0	0	0	0	0	0	0	0	0
1.31	SEMI-CHEMICAL NON-CONIFEROUS PULP	0	0	0	0	0	0	0	0	0	0
1.32	SEMI-CHEMICAL CONIFEROUS PULP	0	0	0	0	0	0	0	0	0	0
1.4	CHEMICAL PULP TOTAL	0	0	0	0	0	0	0	0	0	0
1.41	UNBLEACHED SULPHITE PULP	0	0	0	0	0	0	0	0	0	0
1.411	UNBLEACHED NON-CONIFEROUS SULPHITE PULP	0	0	0	0	0	0	0	0	0	0
1.412	UNBLEACHED CONIFEROUS SULPHITE PULP	0	0	0	0	0	0	0	0	0	0
1.42	BLEACHED SULPHITE PULP	0	0	0	0	0	0	0	0	0	0
1.421	BLEACHED NON-CONIFEROUS SULPHITE PULP	0	0	0	0	0	0	0	0	0	0
1.422	BLEACHED CONIFEROUS SULPHITE PULP	0	0	0	0	0	0	0	0	0	0
1.43	UNBLEACHED SULPHATE PULP	0	0	0	0	0	0	0	0	0	0
1.431	UNBLEACHED NON-CONIFEROUS SULPHATE PULP	0	0	0	0	0	0	0	0	0	0
1.432	UNBLEACHED CONIFEROUS SULPHATE PULP	0	0	0	0	0	0	0	0	0	0
1.44	BLEACHED SULPHATE+SODA PULP	0	0	0	0	0	0	0	0	0	0
1.441	BLEACHED NON-CONIFEROUS SULPHATE+SODA PULP	0	0	0	0	0	0	0	0	0	0
1.442	BLEACHED CONIFEROUS SULPHATE+SODA PULP	0	0	0	0	0	0	0	0	0	0
2	PULP OF OTHER FIBRE FOR PAPER AND BOARD	6	0	6	0	6	0	6	0	6	6
2.1	PULP OF STRAW	5	0	5	0	5	0	5	0	5	5
2.2	PULP OF BAGASSE	0	0	0	0	0	0	0	0	0	0
2.3	PULP OF BAMBOO	1	0	1	0	1	0	1	0	1	1
2.4	PULP OF OTHER FIBRE	0	0	0	0	0	0	0	0	0	0
3	DISSOLVING PULP,WOOD+OTHER RAW MATERIALS	0	0	0	0	0	0	0	0	0	0
3.1	NON-CONIFEROUS DISSOLVING PULP	0	0	0	0	0	0	0	0	0	0
3.2	CONIFEROUS DISSOLVING PULP	0	0	0	0	0	0	0	0	0	0

		1994	1995	1996	1997	1998	1999
		TOTAL CAPACITY IN 1000 METRIC TONS PER YEAR					
4	PAPER AND PAPERBOARD	5	5	5	5	5	5
4.1	NEWSPRINT	0	0	0	0	0	0
4.2	OTHER PRINTING AND WRITING PAPER	3	3	3	3	3	3
4.21	COATED PRINTING AND WRITING PAPER	0	0	0	0	0	0
4.211	COATED WOOD CONTAINING PRINT&WRITING PAPER	0	0	0	0	0	0
4.212	COATED WOODFREE PRINTING & WRITING PAPER	0	0	0	0	0	0
4.22	UNCOATED PRINTING AND WRITING PAPER	3	3	3	3	3	3
4.221	UNCOATED WOOD CONTAINING PRINT&WRIT PAPER	0	0	0	0	0	0
4.222	UNCOATED WOODFREE PRINTING & WRIT PAPER	3	3	3	3	3	3
4.3	OTHER PAPER AND PAPERBOARD	2	2	2	2	2	2
4.31	HOUSEHOLD AND SANITARY PAPER	0	0	0	0	0	0
4.32	WRAPPING AND PACKAGING PAPER AND BOARD	2	2	2	2	2	2
4.321	LINERBOARD	0	0	0	0	0	0
4.3211	KRAFT LINER	0	0	0	0	0	0
4.32111	UNBLEACHED KRAFT LINER	0	0	0	0	0	0
4.32112	BLEACHED KRAFT LINER	0	0	0	0	0	0
4.3212	OTHER LINERBOARD	0	0	0	0	0	0
4.322	FLUTING MEDIUM	0	0	0	0	0	0
4.3221	SEMI-CHEMICAL FLUTING MEDIUM	0	0	0	0	0	0
4.3222	OTHER FLUTING MEDIUM	0	0	0	0	0	0
4.323	KRAFT WRAPPING AND PACKAGING	0	0	0	0	0	0
4.3231	SACK KRAFT	0	0	0	0	0	0
4.3232	OTHER KRAFT WRAPPING AND PACKAGING	0	0	0	0	0	0
4.324	FOLDING BOXBOARD	0	0	0	0	0	0
4.3241	PULP BASED FOLDING BOXBOARD	0	0	0	0	0	0
4.32411	BLEACHED CHEMICAL PULP FOLDING BOXBOARD	0	0	0	0	0	0
4.32412	OTHER PULP BASED FOLDING BOXBOARD	0	0	0	0	0	0
4.3242	WASTE PAPER BASED FOLDING BOXBOARD	0	0	0	0	0	0
4.325	OTHER WRAPPING AND PACKAGING N.E.S.	2	2	2	2	2	2
4.3251	OTHER WRAPPING PAPER	2	2	2	2	2	2
4.3252	OTHER PACKAGING PAPERBOARD	0	0	0	0	0	0
4.33	OTHER PAPER AND PAPERBOARD N.E.S. TOTAL	0	0	0	0	0	0
4.331	OTHER PAPER N.E.S.	0	0	0	0	0	0
4.332	OTHER PAPERBOARD N.E.S.	0	0	0	0	0	0

*)

CAMEROON

	PROCESS	1994 TOTAL CAPA-CITY	1994 OF WHICH MARKET PULP	1995 TOTAL CAPA-CITY	1995 OF WHICH MARKET PULP	1996 TOTAL CAPA-CITY	1996 OF WHICH MARKET PULP	1997 TOTAL CAPA-CITY	1997 OF WHICH MARKET PULP	1998 TOTAL CAPA-CITY	1999 TOTAL CAPA-CITY
		1000 METRIC TONS (AIR DRY) PER YEAR									
1	WOOD PULP FOR PAPER AND PAPERBOARD	.	.	.	.	.	.	.	.	.	.
1.1	MECHANICAL PULP	0	0	0	0	0	0	0	0	0	0
1.11	MECHANICAL NON-CONIFEROUS PULP	0	0	0	0	0	0	0	0	0	0
1.12	MECHANICAL CONIFEROUS PULP	0	0	0	0	0	0	0	0	0	0
1.2	THERMO-MECHANICAL PULP	0	0	0	0	0	0	0	0	0	0
1.21	THERMO-MECHANICAL NON-CONIFEROUS PULP	0	0	0	0	0	0	0	0	0	0
1.22	THERMO-MECHANICAL CONIFEROUS PULP	0	0	0	0	0	0	0	0	0	0
1.3	SEMI-CHEMICAL PULP	0	0	0	0	0	0	0	0	0	0
1.31	SEMI-CHEMICAL NON-CONIFEROUS PULP	0	0	0	0	0	0	0	0	0	0
1.32	SEMI-CHEMICAL CONIFEROUS PULP	0	0	0	0	0	0	0	0	0	0
1.4	CHEMICAL PULP TOTAL	.	.	.	.	.	.	.	.	.	.
1.41	UNBLEACHED SULPHITE PULP	0	0	0	0	0	0	0	0	0	0
1.411	UNBLEACHED NON-CONIFEROUS SULPHITE PULP	0	0	0	0	0	0	0	0	0	0
1.412	UNBLEACHED CONIFEROUS SULPHITE PULP	0	0	0	0	0	0	0	0	0	0
1.42	BLEACHED SULPHITE PULP	0	0	0	0	0	0	0	0	0	0
1.421	BLEACHED NON-CONIFEROUS SULPHITE PULP	0	0	0	0	0	0	0	0	0	0
1.422	BLEACHED CONIFEROUS SULPHITE PULP	0	0	0	0	0	0	0	0	0	0
1.43	UNBLEACHED SULPHATE PULP	0	0	0	0	0	0	0	0	0	0
1.431	UNBLEACHED NON-CONIFEROUS SULPHATE PULP	0	0	0	0	0	0	0	0	0	0
1.432	UNBLEACHED CONIFEROUS SULPHATE PULP	0	0	0	0	0	0	0	0	0	0
1.44	BLEACHED SULPHATE+SODA PULP	.	.	.	.	.	.	.	.	.	.
1.441	BLEACHED NON-CONIFEROUS SULPHATE+SODA PULP	.	.	.	.	.	.	.	.	.	.
1.442	BLEACHED CONIFEROUS SULPHATE+SODA PULP	0	0	0	0	0	0	0	0	0	0
2	PULP OF OTHER FIBRE FOR PAPER AND BOARD	0	0	0	0	0	0	0	0	0	0
2.1	PULP OF STRAW	0	0	0	0	0	0	0	0	0	0
2.2	PULP OF BAGASSE	0	0	0	0	0	0	0	0	0	0
2.3	PULP OF BAMBOO	0	0	0	0	0	0	0	0	0	0
2.4	PULP OF OTHER FIBRE	0	0	0	0	0	0	0	0	0	0
3	DISSOLVING PULP,WOOD+OTHER RAW MATERIALS	0	0	0	0	0	0	0	0	0	0
3.1	NON-CONIFEROUS DISSOLVING PULP	0	0	0	0	0	0	0	0	0	0
3.2	CONIFEROUS DISSOLVING PULP	0	0	0	0	0	0	0	0	0	0

		1994	1995	1996	1997	1998	1999
		TOTAL CAPACITY IN 1000 METRIC TONS PER YEAR					
4	PAPER AND PAPERBOARD	5	5	5	5	5	5
4.1	NEWSPRINT	0	0	0	0	0	0
4.2	OTHER PRINTING AND WRITING PAPER	0	0	0	0	0	0
4.21	COATED PRINTING AND WRITING PAPER	0	0	0	0	0	0
4.211	COATED WOOD CONTAINING PRINT&WRITING PAPER	0	0	0	0	0	0
4.212	COATED WOODFREE PRINTING & WRITING PAPER	0	0	0	0	0	0
4.22	UNCOATED PRINTING AND WRITING PAPER	0	0	0	0	0	0
4.221	UNCOATED WOOD CONTAINING PRINT&WRIT PAPER	0	0	0	0	0	0
4.222	UNCOATED WOODFREE PRINTING & WRIT PAPER	0	0	0	0	0	0
4.3	OTHER PAPER AND PAPERBOARD	5	5	5	5	5	5
4.31	HOUSEHOLD AND SANITARY PAPER	0	0	0	0	0	0
4.32	WRAPPING AND PACKAGING PAPER AND BOARD	5	5	5	5	5	5
4.321	LINERBOARD	.	.	.	.	.	.
4.3211	KRAFT LINER	0	0	0	0	0	0
4.32111	UNBLEACHED KRAFT LINER	0	0	0	0	0	0
4.32112	BLEACHED KRAFT LINER	0	0	0	0	0	0
4.3212	OTHER LINERBOARD	0	0	0	0	0	0
4.322	FLUTING MEDIUM	.	.	.	.	.	.
4.3221	SEMI-CHEMICAL FLUTING MEDIUM	0	0	0	0	0	0
4.3222	OTHER FLUTING MEDIUM	0	0	0	0	0	0
4.323	KRAFT WRAPPING AND PACKAGING	.	.	.	.	.	.
4.3231	SACK KRAFT	0	0	0	0	0	0
4.3232	OTHER KRAFT WRAPPING AND PACKAGING	0	0	0	0	0	0
4.324	FOLDING BOXBOARD	.	.	.	.	.	.
4.3241	PULP BASED FOLDING BOXBOARD	0	0	0	0	0	0
4.32411	BLEACHED CHEMICAL PULP FOLDING BOXBOARD	0	0	0	0	0	0
4.32412	OTHER PULP BASED FOLDING BOXBOARD	0	0	0	0	0	0
4.3242	WASTE PAPER BASED FOLDING BOXBOARD	0	0	0	0	0	0
4.325	OTHER WRAPPING AND PACKAGING N.E.S.	.	.	.	.	.	.
4.3251	OTHER WRAPPING PAPER	0	0	0	0	0	0
4.3252	OTHER PACKAGING PAPERBOARD	0	0	0	0	0	0
4.33	OTHER PAPER AND PAPERBOARD N.E.S. TOTAL	0	0	0	0	0	0
4.331	OTHER PAPER N.E.S.	0	0	0	0	0	0
4.332	OTHER PAPERBOARD N.E.S.	0	0	0	0	0	0

*)

CANADA

	PROCESS	1994 TOTAL CAPA-CITY	1994 OF WHICH MARKET PULP	1995 TOTAL CAPA-CITY	1995 OF WHICH MARKET PULP	1996 TOTAL CAPA-CITY	1996 OF WHICH MARKET PULP	1997 TOTAL CAPA-CITY	1997 OF WHICH MARKET PULP	1998 TOTAL CAPA-CITY	1999 TOTAL CAPA-CITY
		1000 METRIC TONS (AIR DRY) PER YEAR									
1	WOOD PULP FOR PAPER AND PAPERBOARD	26 824	10 315	27 056	10 811	27 483	10 971	27 543	11 062	27 556	27 556
1.1	MECHANICAL PULP	3 404	14	3 413	14	3 269	14	3 157	14	3 157	3 157
1.11	MECHANICAL NON-CONIFEROUS PULP	.	.	.	.	.	.	.	.	.	.
1.12	MECHANICAL CONIFEROUS PULP	.	.	.	.	.	.	.	.	.	.
1.2	THERMO-MECHANICAL PULP	8 945	1 621	9 030	1 868	9 431	2 024	9 560	2 053	9 575	9 575
1.21	THERMO-MECHANICAL NON-CONIFEROUS PULP	.	.	.	.	.	.	.	.	.	.
1.22	THERMO-MECHANICAL CONIFEROUS PULP	.	.	.	.	.	.	.	.	.	.
1.3	SEMI-CHEMICAL PULP	406	0	409	0	489	0	489	0	489	489
1.31	SEMI-CHEMICAL NON-CONIFEROUS PULP	.	.	.	.	.	.	.	.	.	.
1.32	SEMI-CHEMICAL CONIFEROUS PULP	.	.	.	.	.	.	.	.	.	.
1.4	CHEMICAL PULP TOTAL	14 069	8 680	14 204	8 929	14 294	8 933	14 337	8 995	14 335	14 335
1.41	UNBLEACHED SULPHITE PULP	535	0	536	0	538	0	536	0	536	536
1.411	UNBLEACHED NON-CONIFEROUS SULPHITE PULP	.	.	.	.	.	.	.	.	.	.
1.412	UNBLEACHED CONIFEROUS SULPHITE PULP	.	.	.	.	.	.	.	.	.	.
1.42	BLEACHED SULPHITE PULP	407	188	407	188	408	189	407	188	407	407
1.421	BLEACHED NON-CONIFEROUS SULPHITE PULP	.	.	.	.	.	.	.	.	.	.
1.422	BLEACHED CONIFEROUS SULPHITE PULP	.	.	.	.	.	.	.	.	.	.
1.43	UNBLEACHED SULPHATE PULP	1 528	106	1 500	90	1 484	84	1 487	84	1 498	1 498
1.431	UNBLEACHED NON-CONIFEROUS SULPHATE PULP	.	.	.	.	.	.	.	.	.	.
1.432	UNBLEACHED CONIFEROUS SULPHATE PULP	.	.	.	.	.	.	.	.	.	.
1.44	BLEACHED SULPHATE+SODA PULP	11 599	8 386	11 761	8 651	11 864	8 660	11 907	8 723	11 894	11 894
1.441	BLEACHED NON-CONIFEROUS SULPHATE+SODA PULP	2 755	1 782	2 777	1 804	2 791	1 817	2 767	1 794	2 761	2 761
1.442	BLEACHED CONIFEROUS SULPHATE+SODA PULP	8 844	6 604	8 984	6 847	9 073	6 843	9 140	6 929	9 133	9 133
2	PULP OF OTHER FIBRE FOR PAPER AND BOARD	0	0	0	0	0	0	0	0	0	0
2.1	PULP OF STRAW	0	0	0	0	0	0	0	0	0	0
2.2	PULP OF BAGASSE	0	0	0	0	0	0	0	0	0	0
2.3	PULP OF BAMBOO	0	0	0	0	0	0	0	0	0	0
2.4	PULP OF OTHER FIBRE	0	0	0	0	0	0	0	0	0	0
3	DISSOLVING PULP,WOOD+OTHER RAW MATERIALS	0	0	0	0	0	0	0	0	0	0
3.1	NON-CONIFEROUS DISSOLVING PULP	0	0	0	0	0	0	0	0	0	0
3.2	CONIFEROUS DISSOLVING PULP	0	0	0	0	0	0	0	0	0	0

		1994	1995	1996	1997	1998	1999
		TOTAL CAPACITY IN 1000 METRIC TONS PER YEAR					
4	PAPER AND PAPERBOARD	19 516	19 849	20 174	20 317	20 380	20 380
4.1	NEWSPRINT	9 695	9 686	9 642	9 604	9 593	9 593
4.2	OTHER PRINTING AND WRITING PAPER	4 881	5 142	5 384	5 497	5 565	5 565
4.21	COATED PRINTING AND WRITING PAPER	962	1 008	1 108	1 168	1 214	1 214
4.211	COATED WOOD CONTAINING PRINT&WRITING PAPER	664	699	789	849	884	884
4.212	COATED WOODFREE PRINTING & WRITING PAPER	298	309	319	319	330	330
4.22	UNCOATED PRINTING AND WRITING PAPER	3 919	4 134	4 276	4 329	4 351	4 351
4.221	UNCOATED WOOD CONTAINING PRINT&WRIT PAPER	2 419	2 626	2 757	2 805	2 826	2 826
4.222	UNCOATED WOODFREE PRINTING & WRIT PAPER	1 500	1 508	1 519	1 524	1 525	1 525
4.3	OTHER PAPER AND PAPERBOARD	4 940	5 021	5 148	5 216	5 222	5 222
4.31	HOUSEHOLD AND SANITARY PAPER	654	655	657	657	657	657
4.32	WRAPPING AND PACKAGING PAPER AND BOARD	4 286	4 366	4 491	4 559	4 565	4 565
4.321	LINERBOARD	1 699	1 681	1 829	1 881	1 881	1 881
4.3211	KRAFT LINER	1 217	1 187	1 258	1 297	1 297	1 297
4.32111	UNBLEACHED KRAFT LINER	.	.	.	.	.	.
4.32112	BLEACHED KRAFT LINER	.	.	.	.	.	.
4.3212	OTHER LINERBOARD	482	494	571	584	584	584
4.322	FLUTING MEDIUM	950	968	928	928	928	928
4.3221	SEMI-CHEMICAL FLUTING MEDIUM	614	630	630	630	630	630
4.3222	OTHER FLUTING MEDIUM	336	338	298	298	298	298
4.323	KRAFT WRAPPING AND PACKAGING	581	591	603	619	625	625
4.3231	SACK KRAFT	323	320	317	317	317	317
4.3232	OTHER KRAFT WRAPPING AND PACKAGING	258	271	286	302	308	308
4.324	FOLDING BOXBOARD	1 003	1 071	1 076	1 076	1 076	1 076
4.3241	PULP BASED FOLDING BOXBOARD	.	.	.	.	.	.
4.32411	BLEACHED CHEMICAL PULP FOLDING BOXBOARD	.	.	.	.	.	.
4.32412	OTHER PULP BASED FOLDING BOXBOARD	.	.	.	.	.	.
4.3242	WASTE PAPER BASED FOLDING BOXBOARD	.	.	.	.	.	.
4.325	OTHER WRAPPING AND PACKAGING N.E.S.	53	55	55	55	55	55
4.3251	OTHER WRAPPING PAPER	53	55	55	55	55	55
4.3252	OTHER PACKAGING PAPERBOARD	0	0	0	0	0	0
4.33	OTHER PAPER AND PAPERBOARD N.E.S. TOTAL	0	0	0	0	0	0
4.331	OTHER PAPER N.E.S.	0	0	0	0	0	0
4.332	OTHER PAPERBOARD N.E.S.	0	0	0	0	0	0

CHILE

	PROCESS	1994 TOTAL CAPA-CITY	1994 OF WHICH MARKET PULP	1995 TOTAL CAPA-CITY	1995 OF WHICH MARKET PULP	1996 TOTAL CAPA-CITY	1996 OF WHICH MARKET PULP	1997 TOTAL CAPA-CITY	1997 OF WHICH MARKET PULP	1998 TOTAL CAPA-CITY	1999 TOTAL CAPA-CITY
		1000 METRIC TONS (AIR DRY) PER YEAR									
1	WOOD PULP FOR PAPER AND PAPERBOARD	2 208	1 582	2 254	1 622	2 274	1 638	2 295	1 659	2 359	2 359
1.1	MECHANICAL PULP	235	0	241	0	245	0	245	0	245	245
1.11	MECHANICAL NON-CONIFEROUS PULP	0	0	0	0	0	0	0	0	0	0
1.12	MECHANICAL CONIFEROUS PULP	235	0	241	0	245	0	245	0	245	245
1.2	THERMO-MECHANICAL PULP	40	0	40	0	40	0	40	0	40	40
1.21	THERMO-MECHANICAL NON-CONIFEROUS PULP	0	0	0	0	0	0	0	0	0	0
1.22	THERMO-MECHANICAL CONIFEROUS PULP	40	0	40	0	40	0	40	0	40	40
1.3	SEMI-CHEMICAL PULP	0	0	0	0	0	0	0	0	0	0
1.31	SEMI-CHEMICAL NON-CONIFEROUS PULP	0	0	0	0	0	0	0	0	0	0
1.32	SEMI-CHEMICAL CONIFEROUS PULP	0	0	0	0	0	0	0	0	0	0
1.4	CHEMICAL PULP TOTAL	1 933	1 582	1 973	1 622	1 989	1 638	2 010	1 659	2 074	2 074
1.41	UNBLEACHED SULPHITE PULP	25	0	25	0	25	0	25	0	25	25
1.411	UNBLEACHED NON-CONIFEROUS SULPHITE PULP	0	0	0	0	0	0	0	0	0	0
1.412	UNBLEACHED CONIFEROUS SULPHITE PULP	25	0	25	0	25	0	25	0	25	25
1.42	BLEACHED SULPHITE PULP	0	0	0	0	0	0	0	0	0	0
1.421	BLEACHED NON-CONIFEROUS SULPHITE PULP	0	0	0	0	0	0	0	0	0	0
1.422	BLEACHED CONIFEROUS SULPHITE PULP	0	0	0	0	0	0	0	0	0	0
1.43	UNBLEACHED SULPHATE PULP	342	278	342	278	342	278	342	278	342	342
1.431	UNBLEACHED NON-CONIFEROUS SULPHATE PULP	4	0	4	0	4	0	4	0	4	4
1.432	UNBLEACHED CONIFEROUS SULPHATE PULP	338	278	338	278	338	278	338	278	338	338
1.44	BLEACHED SULPHATE+SODA PULP	1 566	1 304	1 606	1 344	1 622	1 360	1 643	1 381	1 707	1 707
1.441	BLEACHED NON-CONIFEROUS SULPHATE+SODA PULP	280	231	280	231	280	231	280	231	280	280
1.442	BLEACHED CONIFEROUS SULPHATE+SODA PULP	1 286	1 073	1 326	1 113	1 342	1 129	1 363	1 150	1 427	1 427
2	PULP OF OTHER FIBRE FOR PAPER AND BOARD	0	0	0	0	0	0	0	0	0	0
2.1	PULP OF STRAW	0	0	0	0	0	0	0	0	0	0
2.2	PULP OF BAGASSE	0	0	0	0	0	0	0	0	0	0
2.3	PULP OF BAMBOO	0	0	0	0	0	0	0	0	0	0
2.4	PULP OF OTHER FIBRE	0	0	0	0	0	0	0	0	0	0
3	DISSOLVING PULP,WOOD+OTHER RAW MATERIALS	0	0	0	0	0	0	0	0	0	0
3.1	NON-CONIFEROUS DISSOLVING PULP	0	0	0	0	0	0	0	0	0	0
3.2	CONIFEROUS DISSOLVING PULP	0	0	0	0	0	0	0	0	0	0

		1994	1995	1996	1997	1998	1999
		TOTAL CAPACITY IN 1000 METRIC TONS PER YEAR					
4	PAPER AND PAPERBOARD	650	675	696	703	703	703
4.1	NEWSPRINT	240	240	240	247	247	247
4.2	OTHER PRINTING AND WRITING PAPER	107	108	112	112	112	112
4.21	COATED PRINTING AND WRITING PAPER	.	.	.	.	.	.
4.211	COATED WOOD CONTAINING PRINT&WRITING PAPER	.	.	.	.	.	.
4.212	COATED WOODFREE PRINTING & WRITING PAPER	.	.	.	.	.	.
4.22	UNCOATED PRINTING AND WRITING PAPER	.	.	.	.	.	.
4.221	UNCOATED WOOD CONTAINING PRINT&WRIT PAPER	.	.	.	.	.	.
4.222	UNCOATED WOODFREE PRINTING & WRIT PAPER	.	.	.	.	.	.
4.3	OTHER PAPER AND PAPERBOARD	303	327	344	344	344	344
4.31	HOUSEHOLD AND SANITARY PAPER	75	99	116	116	116	116
4.32	WRAPPING AND PACKAGING PAPER AND BOARD	198	198	198	198	198	198
4.321	LINERBOARD	52	52	52	52	52	52
4.3211	KRAFT LINER	.	.	.	.	.	.
4.32111	UNBLEACHED KRAFT LINER	.	.	.	.	.	.
4.32112	BLEACHED KRAFT LINER	.	.	.	.	.	.
4.3212	OTHER LINERBOARD	.	.	.	.	.	.
4.322	FLUTING MEDIUM	52	52	52	52	52	52
4.3221	SEMI-CHEMICAL FLUTING MEDIUM	.	.	.	.	.	.
4.3222	OTHER FLUTING MEDIUM	.	.	.	.	.	.
4.323	KRAFT WRAPPING AND PACKAGING	31	31	31	31	31	31
4.3231	SACK KRAFT	.	.	.	.	.	.
4.3232	OTHER KRAFT WRAPPING AND PACKAGING	.	.	.	.	.	.
4.324	FOLDING BOXBOARD	63	63	63	63	63	63
4.3241	PULP BASED FOLDING BOXBOARD	.	.	.	.	.	.
4.32411	BLEACHED CHEMICAL PULP FOLDING BOXBOARD	.	.	.	.	.	.
4.32412	OTHER PULP BASED FOLDING BOXBOARD	.	.	.	.	.	.
4.3242	WASTE PAPER BASED FOLDING BOXBOARD	.	.	.	.	.	.
4.325	OTHER WRAPPING AND PACKAGING N.E.S.	0	0	0	0	0	0
4.3251	OTHER WRAPPING PAPER	0	0	0	0	0	0
4.3252	OTHER PACKAGING PAPERBOARD	0	0	0	0	0	0
4.33	OTHER PAPER AND PAPERBOARD N.E.S. TOTAL	30	30	30	30	30	30
4.331	OTHER PAPER N.E.S.	.	.	.	.	.	.
4.332	OTHER PAPERBOARD N.E.S.	.	.	.	.	.	.

CHINA

	PROCESS	1994 TOTAL CAPA-CITY	1994 OF WHICH MARKET PULP	1995 TOTAL CAPA-CITY	1995 OF WHICH MARKET PULP	1996 TOTAL CAPA-CITY	1996 OF WHICH MARKET PULP	1997 TOTAL CAPA-CITY	1997 OF WHICH MARKET PULP	1998 TOTAL CAPA-CITY	1999 TOTAL CAPA-CITY
		1000 METRIC TONS (AIR DRY) PER YEAR									
1	WOOD PULP FOR PAPER AND PAPERBOARD	2 410	0	2 645	0	2 943	0	3 135	0	3 320	3 320
1.1	MECHANICAL PULP	525	0	595	0	630	0	660	0	694	694
1.11	MECHANICAL NON-CONIFEROUS PULP	.	0	.	0	.	0	.	0	.	.
1.12	MECHANICAL CONIFEROUS PULP	.	0	.	0	.	0	.	0	.	.
1.2	THERMO-MECHANICAL PULP	55	0	60	0	65	0	68	0	70	70
1.21	THERMO-MECHANICAL NON-CONIFEROUS PULP	.	0	.	0	.	0	.	0	.	.
1.22	THERMO-MECHANICAL CONIFEROUS PULP	.	0	.	0	.	0	.	0	.	.
1.3	SEMI-CHEMICAL PULP	68	0	80	0	88	0	92	0	94	94
1.31	SEMI-CHEMICAL NON-CONIFEROUS PULP	.	0	.	0	.	0	.	0	.	.
1.32	SEMI-CHEMICAL CONIFEROUS PULP	.	0	.	0	.	0	.	0	.	.
1.4	CHEMICAL PULP TOTAL	1 712	0	1 910	0	2 160	0	2 315	0	2 462	2 462
1.41	UNBLEACHED SULPHITE PULP	19	0	20	0	21	0	22	0	22	22
1.411	UNBLEACHED NON-CONIFEROUS SULPHITE PULP	.	0	.	0	.	0	.	0	.	.
1.412	UNBLEACHED CONIFEROUS SULPHITE PULP	.	0	.	0	.	0	.	0	.	.
1.42	BLEACHED SULPHITE PULP	110	0	116	0	122	0	128	0	130	130
1.421	BLEACHED NON-CONIFEROUS SULPHITE PULP	.	0	.	0	.	0	.	0	.	.
1.422	BLEACHED CONIFEROUS SULPHITE PULP	.	0	.	0	.	0	.	0	.	.
1.43	UNBLEACHED SULPHATE PULP	1 315	0	1 480	0	1 680	0	1 800	0	1 920	1 920
1.431	UNBLEACHED NON-CONIFEROUS SULPHATE PULP	.	0	.	0	.	0	.	0	.	.
1.432	UNBLEACHED CONIFEROUS SULPHATE PULP	.	0	.	0	.	0	.	0	.	.
1.44	BLEACHED SULPHATE+SODA PULP	268	0	294	0	337	0	365	0	390	390
1.441	BLEACHED NON-CONIFEROUS SULPHATE+SODA PULP	.	0	.	0	.	0	.	0	.	.
1.442	BLEACHED CONIFEROUS SULPHATE+SODA PULP	.	0	.	0	.	0	.	0	.	.
2	PULP OF OTHER FIBRE FOR PAPER AND BOARD	15 507	0	15 954	0	16 503	0	16 830	0	17 672	17 672
2.1	PULP OF STRAW	8 505	0	8 700	0	8 926	0	9 015	0	9 702	9 702
2.2	PULP OF BAGASSE	584	0	615	0	653	0	685	0	720	720
2.3	PULP OF BAMBOO	373	0	389	0	412	0	430	0	448	448
2.4	PULP OF OTHER FIBRE	6 045	0	6 250	0	6 512	0	6 700	0	6 802	6 802
3	DISSOLVING PULP,WOOD+OTHER RAW MATERIALS	413	0	438	0	475	0	500	0	522	522
3.1	NON-CONIFEROUS DISSOLVING PULP	.	0	.	0	.	0	.	0	.	.
3.2	CONIFEROUS DISSOLVING PULP	.	0	.	0	.	0	.	0	.	.

		1994	1995	1996	1997	1998	1999
		TOTAL CAPACITY IN 1000 METRIC TONS PER YEAR					
4	PAPER AND PAPERBOARD	20 826	21 612	22 566	23 355	24 755	24 755
4.1	NEWSPRINT	710	752	798	838	881	881
4.2	OTHER PRINTING AND WRITING PAPER	6 160	6 420	6 790	7 130	7 640	7 640
4.21	COATED PRINTING AND WRITING PAPER	0	0	0	0	0	0
4.211	COATED WOOD CONTAINING PRINT&WRITING PAPER	0	0	0	0	0	0
4.212	COATED WOODFREE PRINTING & WRITING PAPER	0	0	0	0	0	0
4.22	UNCOATED PRINTING AND WRITING PAPER	0	0	0	0	0	0
4.221	UNCOATED WOOD CONTAINING PRINT&WRIT PAPER	0	0	0	0	0	0
4.222	UNCOATED WOODFREE PRINTING & WRIT PAPER	0	0	0	0	0	0
4.3	OTHER PAPER AND PAPERBOARD	13 956	14 440	14 978	15 387	16 234	16 234
4.31	HOUSEHOLD AND SANITARY PAPER	1 415	1 478	1 572	1 650	1 782	1 782
4.32	WRAPPING AND PACKAGING PAPER AND BOARD	8 426	8 745	9 126	9 412	9 944	9 944
4.321	LINERBOARD	2 050	2 123	2 220	2 300	2 420	2 420
4.3211	KRAFT LINER	.	.	.	.	.	.
4.32111	UNBLEACHED KRAFT LINER	.	.	.	.	.	.
4.32112	BLEACHED KRAFT LINER	.	.	.	.	.	.
4.3212	OTHER LINERBOARD	.	.	.	.	.	.
4.322	FLUTING MEDIUM	1 858	1 915	1 970	2 010	2 118	2 118
4.3221	SEMI-CHEMICAL FLUTING MEDIUM	.	.	.	.	.	.
4.3222	OTHER FLUTING MEDIUM	.	.	.	.	.	.
4.323	KRAFT WRAPPING AND PACKAGING	1 522	1 632	1 765	1 852	1 976	1 976
4.3231	SACK KRAFT	.	.	.	.	.	.
4.3232	OTHER KRAFT WRAPPING AND PACKAGING	.	.	.	.	.	.
4.324	FOLDING BOXBOARD	1 860	1 917	1 986	2 040	2 160	2 160
4.3241	PULP BASED FOLDING BOXBOARD	0	0	0	0	0	0
4.32411	BLEACHED CHEMICAL PULP FOLDING BOXBOARD	0	0	0	0	0	0
4.32412	OTHER PULP BASED FOLDING BOXBOARD	0	0	0	0	0	0
4.3242	WASTE PAPER BASED FOLDING BOXBOARD	0	0	0	0	0	0
4.325	OTHER WRAPPING AND PACKAGING N.E.S.	1 136	1 158	1 185	1 210	1 270	1 270
4.3251	OTHER WRAPPING PAPER	.	.	.	.	.	.
4.3252	OTHER PACKAGING PAPERBOARD	.	.	.	.	.	.
4.33	OTHER PAPER AND PAPERBOARD N.E.S. TOTAL	4 115	4 217	4 280	4 325	4 508	4 508
4.331	OTHER PAPER N.E.S.	.	.	.	.	.	.
4.332	OTHER PAPERBOARD N.E.S.	.	.	.	.	.	.

*)

COLOMBIA

	PROCESS	1994 TOTAL CAPA-CITY	1994 OF WHICH MARKET PULP	1995 TOTAL CAPA-CITY	1995 OF WHICH MARKET PULP	1996 TOTAL CAPA-CITY	1996 OF WHICH MARKET PULP	1997 TOTAL CAPA-CITY	1997 OF WHICH MARKET PULP	1998 TOTAL CAPA-CITY	1999 TOTAL CAPA-CITY
		1000 METRIC TONS (AIR DRY) PER YEAR									
1	WOOD PULP FOR PAPER AND PAPERBOARD	178	0	187	0	187	0	199	0	203	226
1.1	MECHANICAL PULP	0	0	0	0	0	0	0	0	0	0
1.11	MECHANICAL NON-CONIFEROUS PULP	0	0	0	0	0	0	0	0	0	0
1.12	MECHANICAL CONIFEROUS PULP	0	0	0	0	0	0	0	0	0	0
1.2	THERMO-MECHANICAL PULP	8	0	15	0	13	0	21	0	21	32
1.21	THERMO-MECHANICAL NON-CONIFEROUS PULP	0	0	0	0	0	0	0	0	0	0
1.22	THERMO-MECHANICAL CONIFEROUS PULP	8	0	15	0	13	0	21	0	21	32
1.3	SEMI-CHEMICAL PULP	36	0	45	0	43	0	38	0	51	49
1.31	SEMI-CHEMICAL NON-CONIFEROUS PULP	33	0	42	0	40	0	35	0	48	46
1.32	SEMI-CHEMICAL CONIFEROUS PULP	3	0	3	0	3	0	3	0	3	3
1.4	CHEMICAL PULP TOTAL	134	0	127	0	131	0	140	0	131	145
1.41	UNBLEACHED SULPHITE PULP	0	0	0	0	0	0	0	0	0	0
1.411	UNBLEACHED NON-CONIFEROUS SULPHITE PULP	0	0	0	0	0	0	0	0	0	0
1.412	UNBLEACHED CONIFEROUS SULPHITE PULP	0	0	0	0	0	0	0	0	0	0
1.42	BLEACHED SULPHITE PULP	0	0	0	0	0	0	0	0	0	0
1.421	BLEACHED NON-CONIFEROUS SULPHITE PULP	0	0	0	0	0	0	0	0	0	0
1.422	BLEACHED CONIFEROUS SULPHITE PULP	0	0	0	0	0	0	0	0	0	0
1.43	UNBLEACHED SULPHATE PULP	67	0	64	0	68	0	74	0	77	95
1.431	UNBLEACHED NON-CONIFEROUS SULPHATE PULP	1	0	0	0	1	0	1	0	1	1
1.432	UNBLEACHED CONIFEROUS SULPHATE PULP	66	0	64	0	67	0	73	0	76	94
1.44	BLEACHED SULPHATE+SODA PULP	67	0	63	0	63	0	66	0	54	50
1.441	BLEACHED NON-CONIFEROUS SULPHATE+SODA PULP	67	0	63	0	63	0	66	0	54	50
1.442	BLEACHED CONIFEROUS SULPHATE+SODA PULP	0	0	0	0	0	0	0	0	0	0
2	PULP OF OTHER FIBRE FOR PAPER AND BOARD	197	0	215	0	220	0	234	0	234	239
2.1	PULP OF STRAW	0	0	0	0	0	0	0	0	0	0
2.2	PULP OF BAGASSE	195	0	213	0	218	0	232	0	232	237
2.3	PULP OF BAMBOO	0	0	0	0	0	0	0	0	0	0
2.4	PULP OF OTHER FIBRE	2	0	2	0	2	0	2	0	2	2
3	DISSOLVING PULP,WOOD+OTHER RAW MATERIALS	0	0	0	0	0	0	0	0	0	0
3.1	NON-CONIFEROUS DISSOLVING PULP	0	0	0	0	0	0	0	0	0	0
3.2	CONIFEROUS DISSOLVING PULP	0	0	0	0	0	0	0	0	0	0

		1994	1995	1996	1997	1998	1999
		TOTAL CAPACITY IN 1000 METRIC TONS PER YEAR					
4	PAPER AND PAPERBOARD	845	881	913	965	1 005	1 036
4.1	NEWSPRINT	4	10	5	8	6	12
4.2	OTHER PRINTING AND WRITING PAPER	261	277	283	293	292	293
4.21	COATED PRINTING AND WRITING PAPER	50	55	65	70	90	90
4.211	COATED WOOD CONTAINING PRINT&WRITING PAPER	0	0	0	0	0	0
4.212	COATED WOODFREE PRINTING & WRITING PAPER	50	55	65	70	90	90
4.22	UNCOATED PRINTING AND WRITING PAPER	211	222	218	223	202	203
4.221	UNCOATED WOOD CONTAINING PRINT&WRIT PAPER	1	3	2	3	4	5
4.222	UNCOATED WOODFREE PRINTING & WRIT PAPER	210	219	216	220	198	198
4.3	OTHER PAPER AND PAPERBOARD	580	594	625	664	707	731
4.31	HOUSEHOLD AND SANITARY PAPER	121	122	123	123	123	123
4.32	WRAPPING AND PACKAGING PAPER AND BOARD	433	444	472	507	548	572
4.321	LINERBOARD	186	186	200	209	231	243
4.3211	KRAFT LINER	65	65	71	73	72	72
4.32111	UNBLEACHED KRAFT LINER	.	.	.	.	.	.
4.32112	BLEACHED KRAFT LINER	.	.	.	.	.	.
4.3212	OTHER LINERBOARD	121	121	129	136	159	171
4.322	FLUTING MEDIUM	95	96	99	107	121	132
4.3221	SEMI-CHEMICAL FLUTING MEDIUM	57	57	60	61	50	46
4.3222	OTHER FLUTING MEDIUM	38	39	39	46	71	86
4.323	KRAFT WRAPPING AND PACKAGING	61	65	68	72	74	74
4.3231	SACK KRAFT	42	45	46	47	48	48
4.3232	OTHER KRAFT WRAPPING AND PACKAGING	19	20	22	25	26	26
4.324	FOLDING BOXBOARD	68	73	80	89	91	92
4.3241	PULP BASED FOLDING BOXBOARD	.	.	.	.	.	.
4.32411	BLEACHED CHEMICAL PULP FOLDING BOXBOARD	.	.	.	.	.	.
4.32412	OTHER PULP BASED FOLDING BOXBOARD	.	.	.	.	.	.
4.3242	WASTE PAPER BASED FOLDING BOXBOARD	.	.	.	.	.	.
4.325	OTHER WRAPPING AND PACKAGING N.E.S.	23	24	25	30	31	31
4.3251	OTHER WRAPPING PAPER	13	14	15	19	20	20
4.3252	OTHER PACKAGING PAPERBOARD	10	10	10	11	11	11
4.33	OTHER PAPER AND PAPERBOARD N.E.S. TOTAL	26	28	30	34	36	36
4.331	OTHER PAPER N.E.S.	10	12	14	18	20	20
4.332	OTHER PAPERBOARD N.E.S.	16	16	16	16	16	16

COSTA RICA

	PROCESS	1994 TOTAL CAPA-CITY	1994 OF WHICH MARKET PULP	1995 TOTAL CAPA-CITY	1995 OF WHICH MARKET PULP	1996 TOTAL CAPA-CITY	1996 OF WHICH MARKET PULP	1997 TOTAL CAPA-CITY	1997 OF WHICH MARKET PULP	1998 TOTAL CAPA-CITY	1999 TOTAL CAPA-CITY
		1000 METRIC TONS (AIR DRY) PER YEAR									
1	WOOD PULP FOR PAPER AND PAPERBOARD	4	0	4	0	4	0	4	0	4	4
1.1	MECHANICAL PULP	0	0	0	0	0	0	0	0	0	0
1.11	MECHANICAL NON-CONIFEROUS PULP	0	0	0	0	0	0	0	0	0	0
1.12	MECHANICAL CONIFEROUS PULP	0	0	0	0	0	0	0	0	0	0
1.2	THERMO-MECHANICAL PULP	4	0	4	0	4	0	4	0	4	4
1.21	THERMO-MECHANICAL NON-CONIFEROUS PULP	4	0	4	0	4	0	4	0	4	4
1.22	THERMO-MECHANICAL CONIFEROUS PULP	0	0	0	0	0	0	0	0	0	0
1.3	SEMI-CHEMICAL PULP	0	0	0	0	0	0	0	0	0	0
1.31	SEMI-CHEMICAL NON-CONIFEROUS PULP	0	0	0	0	0	0	0	0	0	0
1.32	SEMI-CHEMICAL CONIFEROUS PULP	0	0	0	0	0	0	0	0	0	0
1.4	CHEMICAL PULP TOTAL	0	0	0	0	0	0	0	0	0	0
1.41	UNBLEACHED SULPHITE PULP	0	0	0	0	0	0	0	0	0	0
1.411	UNBLEACHED NON-CONIFEROUS SULPHITE PULP	0	0	0	0	0	0	0	0	0	0
1.412	UNBLEACHED CONIFEROUS SULPHITE PULP	0	0	0	0	0	0	0	0	0	0
1.42	BLEACHED SULPHITE PULP	0	0	0	0	0	0	0	0	0	0
1.421	BLEACHED NON-CONIFEROUS SULPHITE PULP	0	0	0	0	0	0	0	0	0	0
1.422	BLEACHED CONIFEROUS SULPHITE PULP	0	0	0	0	0	0	0	0	0	0
1.43	UNBLEACHED SULPHATE PULP	0	0	0	0	0	0	0	0	0	0
1.431	UNBLEACHED NON-CONIFEROUS SULPHATE PULP	0	0	0	0	0	0	0	0	0	0
1.432	UNBLEACHED CONIFEROUS SULPHATE PULP	0	0	0	0	0	0	0	0	0	0
1.44	BLEACHED SULPHATE+SODA PULP	0	0	0	0	0	0	0	0	0	0
1.441	BLEACHED NON-CONIFEROUS SULPHATE+SODA PULP	0	0	0	0	0	0	0	0	0	0
1.442	BLEACHED CONIFEROUS SULPHATE+SODA PULP	0	0	0	0	0	0	0	0	0	0
2	PULP OF OTHER FIBRE FOR PAPER AND BOARD	0	0	0	0	0	0	0	0	0	0
2.1	PULP OF STRAW	0	0	0	0	0	0	0	0	0	0
2.2	PULP OF BAGASSE	0	0	0	0	0	0	0	0	0	0
2.3	PULP OF BAMBOO	0	0	0	0	0	0	0	0	0	0
2.4	PULP OF OTHER FIBRE	0	0	0	0	0	0	0	0	0	0
3	DISSOLVING PULP,WOOD+OTHER RAW MATERIALS	0	0	0	0	0	0	0	0	0	0
3.1	NON-CONIFEROUS DISSOLVING PULP	0	0	0	0	0	0	0	0	0	0
3.2	CONIFEROUS DISSOLVING PULP	0	0	0	0	0	0	0	0	0	0

		1994	1995	1996	1997	1998	1999
		TOTAL CAPACITY IN 1000 METRIC TONS PER YEAR					
4	PAPER AND PAPERBOARD	19	19	19	19	19	19
4.1	NEWSPRINT	0	0	0	0	0	0
4.2	OTHER PRINTING AND WRITING PAPER	0	0	0	0	0	0
4.21	COATED PRINTING AND WRITING PAPER	0	0	0	0	0	0
4.211	COATED WOOD CONTAINING PRINT&WRITING PAPER	0	0	0	0	0	0
4.212	COATED WOODFREE PRINTING & WRITING PAPER	0	0	0	0	0	0
4.22	UNCOATED PRINTING AND WRITING PAPER	0	0	0	0	0	0
4.221	UNCOATED WOOD CONTAINING PRINT&WRIT PAPER	0	0	0	0	0	0
4.222	UNCOATED WOODFREE PRINTING & WRIT PAPER	0	0	0	0	0	0
4.3	OTHER PAPER AND PAPERBOARD	19	19	19	19	19	19
4.31	HOUSEHOLD AND SANITARY PAPER	18	18	18	18	18	18
4.32	WRAPPING AND PACKAGING PAPER AND BOARD	1	1	1	1	1	1
4.321	LINERBOARD	0	0	0	0	0	0
4.3211	KRAFT LINER	0	0	0	0	0	0
4.32111	UNBLEACHED KRAFT LINER	0	0	0	0	0	0
4.32112	BLEACHED KRAFT LINER	0	0	0	0	0	0
4.3212	OTHER LINERBOARD	0	0	0	0	0	0
4.322	FLUTING MEDIUM	0	0	0	0	0	0
4.3221	SEMI-CHEMICAL FLUTING MEDIUM	0	0	0	0	0	0
4.3222	OTHER FLUTING MEDIUM	0	0	0	0	0	0
4.323	KRAFT WRAPPING AND PACKAGING	1	1	1	1	1	1
4.3231	SACK KRAFT	0	0	0	0	0	0
4.3232	OTHER KRAFT WRAPPING AND PACKAGING	1	1	1	1	1	1
4.324	FOLDING BOXBOARD	0	0	0	0	0	0
4.3241	PULP BASED FOLDING BOXBOARD	0	0	0	0	0	0
4.32411	BLEACHED CHEMICAL PULP FOLDING BOXBOARD	0	0	0	0	0	0
4.32412	OTHER PULP BASED FOLDING BOXBOARD	0	0	0	0	0	0
4.3242	WASTE PAPER BASED FOLDING BOXBOARD	0	0	0	0	0	0
4.325	OTHER WRAPPING AND PACKAGING N.E.S.	0	0	0	0	0	0
4.3251	OTHER WRAPPING PAPER	0	0	0	0	0	0
4.3252	OTHER PACKAGING PAPERBOARD	0	0	0	0	0	0
4.33	OTHER PAPER AND PAPERBOARD N.E.S. TOTAL	0	0	0	0	0	0
4.331	OTHER PAPER N.E.S.	0	0	0	0	0	0
4.332	OTHER PAPERBOARD N.E.S.	0	0	0	0	0	0

*)

CUBA

	PROCESS	1994 TOTAL CAPA-CITY	1994 OF WHICH MARKET PULP	1995 TOTAL CAPA-CITY	1995 OF WHICH MARKET PULP	1996 TOTAL CAPA-CITY	1996 OF WHICH MARKET PULP	1997 TOTAL CAPA-CITY	1997 OF WHICH MARKET PULP	1998 TOTAL CAPA-CITY	1999 TOTAL CAPA-CITY
		1000 METRIC TONS (AIR DRY) PER YEAR									
1	WOOD PULP FOR PAPER AND PAPERBOARD	0	0	0	0	0	0	0	0	0	0
1.1	MECHANICAL PULP	0	0	0	0	0	0	0	0	0	0
1.11	MECHANICAL NON-CONIFEROUS PULP	0	0	0	0	0	0	0	0	0	0
1.12	MECHANICAL CONIFEROUS PULP	0	0	0	0	0	0	0	0	0	0
1.2	THERMO-MECHANICAL PULP	0	0	0	0	0	0	0	0	0	0
1.21	THERMO-MECHANICAL NON-CONIFEROUS PULP	0	0	0	0	0	0	0	0	0	0
1.22	THERMO-MECHANICAL CONIFEROUS PULP	0	0	0	0	0	0	0	0	0	0
1.3	SEMI-CHEMICAL PULP	0	0	0	0	0	0	0	0	0	0
1.31	SEMI-CHEMICAL NON-CONIFEROUS PULP	0	0	0	0	0	0	0	0	0	0
1.32	SEMI-CHEMICAL CONIFEROUS PULP	0	0	0	0	0	0	0	0	0	0
1.4	*CHEMICAL PULP TOTAL*	0	0	0	0	0	0	0	0	0	0
1.41	UNBLEACHED SULPHITE PULP	0	0	0	0	0	0	0	0	0	0
1.411	UNBLEACHED NON-CONIFEROUS SULPHITE PULP	0	0	0	0	0	0	0	0	0	0
1.412	UNBLEACHED CONIFEROUS SULPHITE PULP	0	0	0	0	0	0	0	0	0	0
1.42	BLEACHED SULPHITE PULP	0	0	0	0	0	0	0	0	0	0
1.421	BLEACHED NON-CONIFEROUS SULPHITE PULP	0	0	0	0	0	0	0	0	0	0
1.422	BLEACHED CONIFEROUS SULPHITE PULP	0	0	0	0	0	0	0	0	0	0
1.43	UNBLEACHED SULPHATE PULP	0	0	0	0	0	0	0	0	0	0
1.431	UNBLEACHED NON-CONIFEROUS SULPHATE PULP	0	0	0	0	0	0	0	0	0	0
1.432	UNBLEACHED CONIFEROUS SULPHATE PULP	0	0	0	0	0	0	0	0	0	0
1.44	BLEACHED SULPHATE+SODA PULP	0	0	0	0	0	0	0	0	0	0
1.441	BLEACHED NON-CONIFEROUS SULPHATE+SODA PULP	0	0	0	0	0	0	0	0	0	0
1.442	BLEACHED CONIFEROUS SULPHATE+SODA PULP	0	0	0	0	0	0	0	0	0	0
2	PULP OF OTHER FIBRE FOR PAPER AND BOARD	108	20	108	20	108	20	108	20	108	108
2.1	PULP OF STRAW	0	0	0	0	0	0	0	0	0	0
2.2	PULP OF BAGASSE	108	20	108	20	108	20	108	20	108	108
2.3	PULP OF BAMBOO	0	0	0	0	0	0	0	0	0	0
2.4	PULP OF OTHER FIBRE	0	0	0	0	0	0	0	0	0	0
3	DISSOLVING PULP,WOOD+OTHER RAW MATERIALS	0	0	0	0	0	0	0	0	0	0
3.1	NON-CONIFEROUS DISSOLVING PULP	0	0	0	0	0	0	0	0	0	0
3.2	CONIFEROUS DISSOLVING PULP	0	0	0	0	0	0	0	0	0	0

		1994	1995	1996	1997	1998	1999
		TOTAL CAPACITY IN 1000 METRIC TONS PER YEAR					
4	PAPER AND PAPERBOARD	258	258	258	258	258	258
4.1	NEWSPRINT	9	9	9	9	9	9
4.2	OTHER PRINTING AND WRITING PAPER	84	84	84	84	84	84
4.21	COATED PRINTING AND WRITING PAPER	0	0	0	0	0	0
4.211	COATED WOOD CONTAINING PRINT&WRITING PAPER	0	0	0	0	0	0
4.212	COATED WOODFREE PRINTING & WRITING PAPER	0	0	0	0	0	0
4.22	UNCOATED PRINTING AND WRITING PAPER	84	84	84	84	84	84
4.221	UNCOATED WOOD CONTAINING PRINT&WRIT PAPER	0	0	0	0	0	0
4.222	UNCOATED WOODFREE PRINTING & WRIT PAPER	84	84	84	84	84	84
4.3	OTHER PAPER AND PAPERBOARD	165	165	165	165	165	165
4.31	HOUSEHOLD AND SANITARY PAPER	16	16	16	16	16	16
4.32	WRAPPING AND PACKAGING PAPER AND BOARD	139	139	139	139	139	139
4.321	LINERBOARD	45	45	45	45	45	45
4.3211	KRAFT LINER	0	0	0	0	0	0
4.32111	UNBLEACHED KRAFT LINER	0	0	0	0	0	0
4.32112	BLEACHED KRAFT LINER	0	0	0	0	0	0
4.3212	OTHER LINERBOARD	45	45	45	45	45	45
4.322	FLUTING MEDIUM	16	16	16	16	16	16
4.3221	SEMI-CHEMICAL FLUTING MEDIUM	0	0	0	0	0	0
4.3222	OTHER FLUTING MEDIUM	16	16	16	16	16	16
4.323	KRAFT WRAPPING AND PACKAGING	30	30	30	30	30	30
4.3231	SACK KRAFT	0	0	0	0	0	0
4.3232	OTHER KRAFT WRAPPING AND PACKAGING	30	30	30	30	30	30
4.324	FOLDING BOXBOARD	44	44	44	44	44	44
4.3241	PULP BASED FOLDING BOXBOARD	4	4	4	4	4	4
4.32411	BLEACHED CHEMICAL PULP FOLDING BOXBOARD	4	4	4	4	4	4
4.32412	OTHER PULP BASED FOLDING BOXBOARD	0	0	0	0	0	0
4.3242	WASTE PAPER BASED FOLDING BOXBOARD	40	40	40	40	40	40
4.325	OTHER WRAPPING AND PACKAGING N.E.S.	4	4	4	4	4	4
4.3251	OTHER WRAPPING PAPER	4	4	4	4	4	4
4.3252	OTHER PACKAGING PAPERBOARD	0	0	0	0	0	0
4.33	OTHER PAPER AND PAPERBOARD N.E.S. TOTAL	10	10	10	10	10	10
4.331	OTHER PAPER N.E.S.	3	3	3	3	3	3
4.332	OTHER PAPERBOARD N.E.S.	7	7	7	7	7	7

*)

FORMER CZECHOSLOVAKIA

	PROCESS	1994 TOTAL CAPA-CITY	1994 OF WHICH MARKET PULP	1995 TOTAL CAPA-CITY	1995 OF WHICH MARKET PULP	1996 TOTAL CAPA-CITY	1996 OF WHICH MARKET PULP	1997 TOTAL CAPA-CITY	1997 OF WHICH MARKET PULP	1998 TOTAL CAPA-CITY	1999 TOTAL CAPA-CITY
		1000 METRIC TONS (AIR DRY) PER YEAR									
1	WOOD PULP FOR PAPER AND PAPERBOARD	1 129	615	1 129	615	1 129	615	1 129	615	1 129	1 129
1.1	MECHANICAL PULP	153	0	153	0	153	0	153	0	153	153
1.11	MECHANICAL NON-CONIFEROUS PULP	0	0	0	0	0	0	0	0	0	0
1.12	MECHANICAL CONIFEROUS PULP	153	0	153	0	153	0	153	0	153	153
1.2	THERMO-MECHANICAL PULP	0	0	0	0	0	0	0	0	0	0
1.21	THERMO-MECHANICAL NON-CONIFEROUS PULP	0	0	0	0	0	0	0	0	0	0
1.22	THERMO-MECHANICAL CONIFEROUS PULP	0	0	0	0	0	0	0	0	0	0
1.3	SEMI-CHEMICAL PULP	80	0	80	0	80	0	80	0	80	80
1.31	SEMI-CHEMICAL NON-CONIFEROUS PULP	80	0	80	0	80	0	80	0	80	80
1.32	SEMI-CHEMICAL CONIFEROUS PULP	0	0	0	0	0	0	0	0	0	0
1.4	CHEMICAL PULP TOTAL	896	615	896	615	896	615	896	615	896	896
1.41	UNBLEACHED SULPHITE PULP	152	144	152	144	152	144	152	144	152	152
1.411	UNBLEACHED NON-CONIFEROUS SULPHITE PULP	0	0	0	0	0	0	0	0	0	0
1.412	UNBLEACHED CONIFEROUS SULPHITE PULP	152	144	152	144	152	144	152	144	152	152
1.42	BLEACHED SULPHITE PULP	244	212	244	212	244	212	244	212	244	244
1.421	BLEACHED NON-CONIFEROUS SULPHITE PULP	58	43	58	43	58	43	58	43	58	58
1.422	BLEACHED CONIFEROUS SULPHITE PULP	186	169	186	169	186	169	186	169	186	186
1.43	UNBLEACHED SULPHATE PULP	195	140	195	140	195	140	195	140	195	195
1.431	UNBLEACHED NON-CONIFEROUS SULPHATE PULP	0	0	0	0	0	0	0	0	0	0
1.432	UNBLEACHED CONIFEROUS SULPHATE PULP	195	140	195	140	195	140	195	140	195	195
1.44	BLEACHED SULPHATE+SODA PULP	305	119	305	119	305	119	305	119	305	305
1.441	BLEACHED NON-CONIFEROUS SULPHATE+SODA PULP	128	54	128	54	128	54	128	54	128	128
1.442	BLEACHED CONIFEROUS SULPHATE+SODA PULP	177	65	177	65	177	65	177	65	177	177
2	PULP OF OTHER FIBRE FOR PAPER AND BOARD	2	0	2	0	2	0	2	0	2	2
2.1	PULP OF STRAW	0	0	0	0	0	0	0	0	0	0
2.2	PULP OF BAGASSE	0	0	0	0	0	0	0	0	0	0
2.3	PULP OF BAMBOO	0	0	0	0	0	0	0	0	0	0
2.4	PULP OF OTHER FIBRE	2	0	2	0	2	0	2	0	2	2
3	DISSOLVING PULP,WOOD+OTHER RAW MATERIALS	45	43	45	43	45	43	45	43	45	45
3.1	NON-CONIFEROUS DISSOLVING PULP	25	25	25	25	25	25	25	25	25	25
3.2	CONIFEROUS DISSOLVING PULP	20	18	20	18	20	18	20	18	20	20

		1994	1995	1996	1997	1998	1999
		TOTAL CAPACITY IN 1000 METRIC TONS PER YEAR					
4	PAPER AND PAPERBOARD	2 404	2 434	2 434	2 434	2 434	2 434
4.1	NEWSPRINT	120	120	120	120	120	120
4.2	OTHER PRINTING AND WRITING PAPER	959	959	959	959	959	959
4.21	COATED PRINTING AND WRITING PAPER	42	42	42	42	42	42
4.211	COATED WOOD CONTAINING PRINT&WRITING PAPER	20	20	20	20	20	20
4.212	COATED WOODFREE PRINTING & WRITING PAPER	22	22	22	22	22	22
4.22	UNCOATED PRINTING AND WRITING PAPER	917	917	917	917	917	917
4.221	UNCOATED WOOD CONTAINING PRINT&WRIT PAPER	100	100	100	100	100	100
4.222	UNCOATED WOODFREE PRINTING & WRIT PAPER	817	817	817	817	817	817
4.3	OTHER PAPER AND PAPERBOARD	1 325	1 355	1 355	1 355	1 355	1 355
4.31	HOUSEHOLD AND SANITARY PAPER	160	160	160	160	160	160
4.32	WRAPPING AND PACKAGING PAPER AND BOARD	1 025	1 055	1 055	1 055	1 055	1 055
4.321	LINERBOARD	120	120	120	120	120	120
4.3211	KRAFT LINER	.	.	.	.	.	.
4.32111	UNBLEACHED KRAFT LINER	.	.	.	.	.	.
4.32112	BLEACHED KRAFT LINER	.	.	.	.	.	.
4.3212	OTHER LINERBOARD	120	120	120	120	120	120
4.322	FLUTING MEDIUM	135	135	135	135	135	135
4.3221	SEMI-CHEMICAL FLUTING MEDIUM	120	120	120	120	120	120
4.3222	OTHER FLUTING MEDIUM	15	15	15	15	15	15
4.323	KRAFT WRAPPING AND PACKAGING	117	117	117	117	117	117
4.3231	SACK KRAFT	100	100	100	100	100	100
4.3232	OTHER KRAFT WRAPPING AND PACKAGING	17	17	17	17	17	17
4.324	FOLDING BOXBOARD	143	173	173	173	173	173
4.3241	PULP BASED FOLDING BOXBOARD	30	30	30	30	30	30
4.32411	BLEACHED CHEMICAL PULP FOLDING BOXBOARD	13	13	13	13	13	13
4.32412	OTHER PULP BASED FOLDING BOXBOARD	17	17	17	17	17	17
4.3242	WASTE PAPER BASED FOLDING BOXBOARD	113	143	143	143	143	143
4.325	OTHER WRAPPING AND PACKAGING N.E.S.	510	510	510	510	510	510
4.3251	OTHER WRAPPING PAPER	100	100	100	100	100	100
4.3252	OTHER PACKAGING PAPERBOARD	410	410	410	410	410	410
4.33	OTHER PAPER AND PAPERBOARD N.E.S. TOTAL	140	140	140	140	140	140
4.331	OTHER PAPER N.E.S.	105	105	105	105	105	105
4.332	OTHER PAPERBOARD N.E.S.	35	35	35	35	35	35

*)

DENMARK

	PROCESS	1994 TOTAL CAPA-CITY	1994 OF WHICH MARKET PULP	1995 TOTAL CAPA-CITY	1995 OF WHICH MARKET PULP	1996 TOTAL CAPA-CITY	1996 OF WHICH MARKET PULP	1997 TOTAL CAPA-CITY	1997 OF WHICH MARKET PULP	1998 TOTAL CAPA-CITY	1999 TOTAL CAPA-CITY
		1000 METRIC TONS (AIR DRY) PER YEAR									
1	WOOD PULP FOR PAPER AND PAPERBOARD	68	70	70	70	70	70	70	70	70	70
1.1	MECHANICAL PULP	0	0	0	0	0	0	0	0	0	0
1.11	MECHANICAL NON-CONIFEROUS PULP	0	0	0	0	0	0	0	0	0	0
1.12	MECHANICAL CONIFEROUS PULP	0	0	0	0	0	0	0	0	0	0
1.2	THERMO-MECHANICAL PULP	0	0	0	0	0	0	0	0	0	0
1.21	THERMO-MECHANICAL NON-CONIFEROUS PULP	0	0	0	0	0	0	0	0	0	0
1.22	THERMO-MECHANICAL CONIFEROUS PULP	0	0	0	0	0	0	0	0	0	0
1.3	SEMI-CHEMICAL PULP	68	70	70	70	70	70	70	70	70	70
1.31	SEMI-CHEMICAL NON-CONIFEROUS PULP	68	70	70	70	70	70	70	70	70	70
1.32	SEMI-CHEMICAL CONIFEROUS PULP	0	0	0	0	0	0	0	0	0	0
1.4	CHEMICAL PULP TOTAL	0	0	0	0	0	0	0	0	0	0
1.41	UNBLEACHED SULPHITE PULP	0	0	0	0	0	0	0	0	0	0
1.411	UNBLEACHED NON-CONIFEROUS SULPHITE PULP	0	0	0	0	0	0	0	0	0	0
1.412	UNBLEACHED CONIFEROUS SULPHITE PULP	0	0	0	0	0	0	0	0	0	0
1.42	BLEACHED SULPHITE PULP	0	0	0	0	0	0	0	0	0	0
1.421	BLEACHED NON-CONIFEROUS SULPHITE PULP	0	0	0	0	0	0	0	0	0	0
1.422	BLEACHED CONIFEROUS SULPHITE PULP	0	0	0	0	0	0	0	0	0	0
1.43	UNBLEACHED SULPHATE PULP	0	0	0	0	0	0	0	0	0	0
1.431	UNBLEACHED NON-CONIFEROUS SULPHATE PULP	0	0	0	0	0	0	0	0	0	0
1.432	UNBLEACHED CONIFEROUS SULPHATE PULP	0	0	0	0	0	0	0	0	0	0
1.44	BLEACHED SULPHATE+SODA PULP	0	0	0	0	0	0	0	0	0	0
1.441	BLEACHED NON-CONIFEROUS SULPHATE+SODA PULP	0	0	0	0	0	0	0	0	0	0
1.442	BLEACHED CONIFEROUS SULPHATE+SODA PULP	0	0	0	0	0	0	0	0	0	0
2	PULP OF OTHER FIBRE FOR PAPER AND BOARD	51	45	51	45	51	45	51	45	51	51
2.1	PULP OF STRAW	51	45	51	45	51	45	51	45	51	51
2.2	PULP OF BAGASSE	0	0	0	0	0	0	0	0	0	0
2.3	PULP OF BAMBOO	0	0	0	0	0	0	0	0	0	0
2.4	PULP OF OTHER FIBRE	0	0	0	0	0	0	0	0	0	0
3	DISSOLVING PULP,WOOD+OTHER RAW MATERIALS	0	0	0	0	0	0	0	0	0	0
3.1	NON-CONIFEROUS DISSOLVING PULP	0	0	0	0	0	0	0	0	0	0
3.2	CONIFEROUS DISSOLVING PULP	0	0	0	0	0	0	0	0	0	0

		1994	1995	1996	1997	1998	1999
		TOTAL CAPACITY IN 1000 METRIC TONS PER YEAR					
4	PAPER AND PAPERBOARD	424	424	424	424	424	424
4.1	NEWSPRINT	0	0	0	0	0	0
4.2	OTHER PRINTING AND WRITING PAPER	148	148	148	148	148	148
4.21	COATED PRINTING AND WRITING PAPER	65	65	65	65	65	65
4.211	COATED WOOD CONTAINING PRINT&WRITING PAPER	0	0	0	0	0	0
4.212	COATED WOODFREE PRINTING & WRITING PAPER	65	65	65	65	65	65
4.22	UNCOATED PRINTING AND WRITING PAPER	83	83	83	83	83	83
4.221	UNCOATED WOOD CONTAINING PRINT&WRIT PAPER	1	1	1	1	1	1
4.222	UNCOATED WOODFREE PRINTING & WRIT PAPER	82	82	82	82	82	82
4.3	OTHER PAPER AND PAPERBOARD	276	276	276	276	276	276
4.31	HOUSEHOLD AND SANITARY PAPER	17	17	17	17	17	17
4.32	WRAPPING AND PACKAGING PAPER AND BOARD	259	259	259	259	259	259
4.321	LINERBOARD	42	42	42	42	42	42
4.3211	KRAFT LINER	0	0	0	0	0	0
4.32111	*UNBLEACHED KRAFT LINER*	0	0	0	0	0	0
4.32112	BLEACHED KRAFT LINER	0	0	0	0	0	0
4.3212	OTHER LINERBOARD	42	42	42	42	42	42
4.322	FLUTING MEDIUM	161	161	161	161	161	161
4.3221	SEMI-CHEMICAL FLUTING MEDIUM	71	71	71	71	71	71
4.3222	OTHER FLUTING MEDIUM	90	90	90	90	90	90
4.323	KRAFT WRAPPING AND PACKAGING	10	10	10	10	10	10
4.3231	SACK KRAFT	0	0	0	0	0	0
4.3232	OTHER KRAFT WRAPPING AND PACKAGING	10	10	10	10	10	10
4.324	FOLDING BOXBOARD	46	46	46	46	46	46
4.3241	PULP BASED FOLDING BOXBOARD	0	0	0	0	0	0
4.32411	BLEACHED CHEMICAL PULP FOLDING BOXBOARD	0	0	0	0	0	0
4.32412	OTHER PULP BASED FOLDING BOXBOARD	0	0	0	0	0	0
4.3242	WASTE PAPER BASED FOLDING BOXBOARD	46	46	46	46	46	46
4.325	OTHER WRAPPING AND PACKAGING N.E.S.	0	0	0	0	0	0
4.3251	OTHER WRAPPING PAPER	0	0	0	0	0	0
4.3252	OTHER PACKAGING PAPERBOARD	0	0	0	0	0	0
4.33	OTHER PAPER AND PAPERBOARD N.E.S. TOTAL	0	0	0	0	0	0
4.331	OTHER PAPER N.E.S.	0	0	0	0	0	0
4.332	OTHER PAPERBOARD N.E.S.	0	0	0	0	0	0

DOMINICAN REPUBLIC

	PROCESS	1994 TOTAL CAPA-CITY	1994 OF WHICH MARKET PULP	1995 TOTAL CAPA-CITY	1995 OF WHICH MARKET PULP	1996 TOTAL CAPA-CITY	1996 OF WHICH MARKET PULP	1997 TOTAL CAPA-CITY	1997 OF WHICH MARKET PULP	1998 TOTAL CAPA-CITY	1999 TOTAL CAPA-CITY
		1000 METRIC TONS (AIR DRY) PER YEAR									
1	WOOD PULP FOR PAPER AND PAPERBOARD	0	0	0	0	0	0	0	0	0	0
1.1	MECHANICAL PULP	0	0	0	0	0	0	0	0	0	0
1.11	MECHANICAL NON-CONIFEROUS PULP	0	0	0	0	0	0	0	0	0	0
1.12	MECHANICAL CONIFEROUS PULP	0	0	0	0	0	0	0	0	0	0
1.2	THERMO-MECHANICAL PULP	0	0	0	0	0	0	0	0	0	0
1.21	THERMO-MECHANICAL NON-CONIFEROUS PULP	0	0	0	0	0	0	0	0	0	0
1.22	THERMO-MECHANICAL CONIFEROUS PULP	0	0	0	0	0	0	0	0	0	0
1.3	SEMI-CHEMICAL PULP	0	0	0	0	0	0	0	0	0	0
1.31	SEMI-CHEMICAL NON-CONIFEROUS PULP	0	0	0	0	0	0	0	0	0	0
1.32	SEMI-CHEMICAL CONIFEROUS PULP	0	0	0	0	0	0	0	0	0	0
1.4	CHEMICAL PULP TOTAL	0	0	0	0	0	0	0	0	0	0
1.41	UNBLEACHED SULPHITE PULP	0	0	0	0	0	0	0	0	0	0
1.411	UNBLEACHED NON-CONIFEROUS SULPHITE PULP	0	0	0	0	0	0	0	0	0	0
1.412	UNBLEACHED CONIFEROUS SULPHITE PULP	0	0	0	0	0	0	0	0	0	0
1.42	BLEACHED SULPHITE PULP	0	0	0	0	0	0	0	0	0	0
1.421	BLEACHED NON-CONIFEROUS SULPHITE PULP	0	0	0	0	0	0	0	0	0	0
1.422	BLEACHED CONIFEROUS SULPHITE PULP	0	0	0	0	0	0	0	0	0	0
1.43	UNBLEACHED SULPHATE PULP	0	0	0	0	0	0	0	0	0	0
1.431	UNBLEACHED NON-CONIFEROUS SULPHATE PULP	0	0	0	0	0	0	0	0	0	0
1.432	UNBLEACHED CONIFEROUS SULPHATE PULP	0	0	0	0	0	0	0	0	0	0
1.44	BLEACHED SULPHATE+SODA PULP	0	0	0	0	0	0	0	0	0	0
1.441	BLEACHED NON-CONIFEROUS SULPHATE+SODA PULP	0	0	0	0	0	0	0	0	0	0
1.442	BLEACHED CONIFEROUS SULPHATE+SODA PULP	0	0	0	0	0	0	0	0	0	0
2	PULP OF OTHER FIBRE FOR PAPER AND BOARD	0	0	0	0	0	0	0	0	0	0
2.1	PULP OF STRAW	0	0	0	0	0	0	0	0	0	0
2.2	PULP OF BAGASSE	0	0	0	0	0	0	0	0	0	0
2.3	PULP OF BAMBOO	0	0	0	0	0	0	0	0	0	0
2.4	PULP OF OTHER FIBRE	0	0	0	0	0	0	0	0	0	0
3	DISSOLVING PULP,WOOD+OTHER RAW MATERIALS	0	0	0	0	0	0	0	0	0	0
3.1	NON-CONIFEROUS DISSOLVING PULP	0	0	0	0	0	0	0	0	0	0
3.2	CONIFEROUS DISSOLVING PULP	0	0	0	0	0	0	0	0	0	0

		1994	1995	1996	1997	1998	1999
		TOTAL CAPACITY IN 1000 METRIC TONS PER YEAR					
4	PAPER AND PAPERBOARD	21	21	21	21	21	21
4.1	NEWSPRINT	0	0	0	0	0	0
4.2	OTHER PRINTING AND WRITING PAPER	10	10	10	10	10	10
4.21	COATED PRINTING AND WRITING PAPER	.	.	.	.	.	.
4.211	COATED WOOD CONTAINING PRINT&WRITING PAPER	.	.	.	.	.	.
4.212	COATED WOODFREE PRINTING & WRITING PAPER	.	.	.	.	.	.
4.22	UNCOATED PRINTING AND WRITING PAPER	0	0	0	0	0	0
4.221	UNCOATED WOOD CONTAINING PRINT&WRIT PAPER	0	0	0	0	0	0
4.222	UNCOATED WOODFREE PRINTING & WRIT PAPER	0	0	0	0	0	0
4.3	OTHER PAPER AND PAPERBOARD	11	11	11	11	11	11
4.31	HOUSEHOLD AND SANITARY PAPER	0	0	0	0	0	0
4.32	WRAPPING AND PACKAGING PAPER AND BOARD	11	11	11	11	11	11
4.321	LINERBOARD	0	0	0	0	0	0
4.3211	KRAFT LINER	0	0	0	0	0	0
4.32111	UNBLEACHED KRAFT LINER	0	0	0	0	0	0
4.32112	BLEACHED KRAFT LINER	0	0	0	0	0	0
4.3212	OTHER LINERBOARD	0	0	0	0	0	0
4.322	FLUTING MEDIUM	0	0	0	0	0	0
4.3221	SEMI-CHEMICAL FLUTING MEDIUM	0	0	0	0	0	0
4.3222	OTHER FLUTING MEDIUM	0	0	0	0	0	0
4.323	KRAFT WRAPPING AND PACKAGING	0	0	0	0	0	0
4.3231	SACK KRAFT	0	0	0	0	0	0
4.3232	OTHER KRAFT WRAPPING AND PACKAGING	0	0	0	0	0	0
4.324	FOLDING BOXBOARD	0	0	0	0	0	0
4.3241	PULP BASED FOLDING BOXBOARD	0	0	0	0	0	0
4.32411	BLEACHED CHEMICAL PULP FOLDING BOXBOARD	0	0	0	0	0	0
4.32412	OTHER PULP BASED FOLDING BOXBOARD	0	0	0	0	0	0
4.3242	WASTE PAPER BASED FOLDING BOXBOARD	0	0	0	0	0	0
4.325	OTHER WRAPPING AND PACKAGING N.E.S.	11	11	11	11	11	11
4.3251	OTHER WRAPPING PAPER	.	.	.	.	.	.
4.3252	OTHER PACKAGING PAPERBOARD	.	.	.	.	.	.
4.33	OTHER PAPER AND PAPERBOARD N.E.S. TOTAL	0	0	0	0	0	0
4.331	OTHER PAPER N.E.S.	0	0	0	0	0	0
4.332	OTHER PAPERBOARD N.E.S.	0	0	0	0	0	0

ECUADOR

	PROCESS	1994 TOTAL CAPA-CITY	1994 OF WHICH MARKET PULP	1995 TOTAL CAPA-CITY	1995 OF WHICH MARKET PULP	1996 TOTAL CAPA-CITY	1996 OF WHICH MARKET PULP	1997 TOTAL CAPA-CITY	1997 OF WHICH MARKET PULP	1998 TOTAL CAPA-CITY	1999 TOTAL CAPA-CITY
		1000 METRIC TONS (AIR DRY) PER YEAR									
1	WOOD PULP FOR PAPER AND PAPERBOARD	0	0	0	0	0	0	0	0	0	0
1.1	MECHANICAL PULP	0	0	0	0	0	0	0	0	0	0
1.11	MECHANICAL NON-CONIFEROUS PULP	0	0	0	0	0	0	0	0	0	0
1.12	MECHANICAL CONIFEROUS PULP	0	0	0	0	0	0	0	0	0	0
1.2	THERMO-MECHANICAL PULP	0	0	0	0	0	0	0	0	0	0
1.21	THERMO-MECHANICAL NON-CONIFEROUS PULP	0	0	0	0	0	0	0	0	0	0
1.22	THERMO-MECHANICAL CONIFEROUS PULP	0	0	0	0	0	0	0	0	0	0
1.3	SEMI-CHEMICAL PULP	0	0	0	0	0	0	0	0	0	0
1.31	SEMI-CHEMICAL NON-CONIFEROUS PULP	0	0	0	0	0	0	0	0	0	0
1.32	SEMI-CHEMICAL CONIFEROUS PULP	0	0	0	0	0	0	0	0	0	0
1.4	CHEMICAL PULP TOTAL	0	0	0	0	0	0	0	0	0	0
1.41	UNBLEACHED SULPHITE PULP	0	0	0	0	0	0	0	0	0	0
1.411	UNBLEACHED NON-CONIFEROUS SULPHITE PULP	0	0	0	0	0	0	0	0	0	0
1.412	UNBLEACHED CONIFEROUS SULPHITE PULP	0	0	0	0	0	0	0	0	0	0
1.42	BLEACHED SULPHITE PULP	0	0	0	0	0	0	0	0	0	0
1.421	BLEACHED NON-CONIFEROUS SULPHITE PULP	0	0	0	0	0	0	0	0	0	0
1.422	BLEACHED CONIFEROUS SULPHITE PULP	0	0	0	0	0	0	0	0	0	0
1.43	UNBLEACHED SULPHATE PULP	0	0	0	0	0	0	0	0	0	0
1.431	UNBLEACHED NON-CONIFEROUS SULPHATE PULP	0	0	0	0	0	0	0	0	0	0
1.432	UNBLEACHED CONIFEROUS SULPHATE PULP	0	0	0	0	0	0	0	0	0	0
1.44	BLEACHED SULPHATE+SODA PULP	0	0	0	0	0	0	0	0	0	0
1.441	BLEACHED NON-CONIFEROUS SULPHATE+SODA PULP	0	0	0	0	0	0	0	0	0	0
1.442	BLEACHED CONIFEROUS SULPHATE+SODA PULP	0	0	0	0	0	0	0	0	0	0
2	PULP OF OTHER FIBRE FOR PAPER AND BOARD	68	43	74	49	77	49	77	49	77	77
2.1	PULP OF STRAW	0	0	0	0	0	0	0	0	0	0
2.2	PULP OF BAGASSE	68	43	74	49	77	49	77	49	77	77
2.3	PULP OF BAMBOO	0	0	0	0	0	0	0	0	0	0
2.4	PULP OF OTHER FIBRE	0	0	0	0	0	0	0	0	0	0
3	DISSOLVING PULP,WOOD+OTHER RAW MATERIALS	0	0	0	0	0	0	0	0	0	0
3.1	NON-CONIFEROUS DISSOLVING PULP	0	0	0	0	0	0	0	0	0	0
3.2	CONIFEROUS DISSOLVING PULP	0	0	0	0	0	0	0	0	0	0

		1994	1995	1996	1997	1998	1999
		TOTAL CAPACITY IN 1000 METRIC TONS PER YEAR					
4	PAPER AND PAPERBOARD	124	124	124	124	124	124
4.1	NEWSPRINT	0	0	0	0	0	0
4.2	OTHER PRINTING AND WRITING PAPER	0	0	0	0	0	0
4.21	COATED PRINTING AND WRITING PAPER	0	0	0	0	0	0
4.211	COATED WOOD CONTAINING PRINT&WRITING PAPER	0	0	0	0	0	0
4.212	COATED WOODFREE PRINTING & WRITING PAPER	0	0	0	0	0	0
4.22	UNCOATED PRINTING AND WRITING PAPER	0	0	0	0	0	0
4.221	UNCOATED WOOD CONTAINING PRINT&WRIT PAPER	0	0	0	0	0	0
4.222	UNCOATED WOODFREE PRINTING & WRIT PAPER	0	0	0	0	0	0
4.3	OTHER PAPER AND PAPERBOARD	124	124	124	124	124	124
4.31	HOUSEHOLD AND SANITARY PAPER	19	19	19	19	19	19
4.32	WRAPPING AND PACKAGING PAPER AND BOARD	105	105	105	105	105	105
4.321	LINERBOARD	0	0	0	0	0	0
4.3211	KRAFT LINER	0	0	0	0	0	0
4.32111	UNBLEACHED KRAFT LINER	0	0	0	0	0	0
4.32112	BLEACHED KRAFT LINER	0	0	0	0	0	0
4.3212	OTHER LINERBOARD	0	0	0	0	0	0
4.322	FLUTING MEDIUM	75	75	75	75	75	75
4.3221	SEMI-CHEMICAL FLUTING MEDIUM	0	0	0	0	0	0
4.3222	OTHER FLUTING MEDIUM	75	75	75	75	75	75
4.323	KRAFT WRAPPING AND PACKAGING	22	22	22	22	22	22
4.3231	SACK KRAFT	15	15	15	15	15	15
4.3232	OTHER KRAFT WRAPPING AND PACKAGING	7	7	7	7	7	7
4.324	FOLDING BOXBOARD	8	8	8	8	8	8
4.3241	PULP BASED FOLDING BOXBOARD	0	0	0	0	0	0
4.32411	BLEACHED CHEMICAL PULP FOLDING BOXBOARD	0	0	0	0	0	0
4.32412	OTHER PULP BASED FOLDING BOXBOARD	0	0	0	0	0	0
4.3242	WASTE PAPER BASED FOLDING BOXBOARD	8	8	8	8	8	8
4.325	OTHER WRAPPING AND PACKAGING N.E.S.	0	0	0	0	0	0
4.3251	OTHER WRAPPING PAPER	0	0	0	0	0	0
4.3252	OTHER PACKAGING PAPERBOARD	0	0	0	0	0	0
4.33	OTHER PAPER AND PAPERBOARD N.E.S. TOTAL	0	0	0	0	0	0
4.331	OTHER PAPER N.E.S.	0	0	0	0	0	0
4.332	OTHER PAPERBOARD N.E.S.	0	0	0	0	0	0

*)

EGYPT

	PROCESS	1994 TOTAL CAPA-CITY	1994 OF WHICH MARKET PULP	1995 TOTAL CAPA-CITY	1995 OF WHICH MARKET PULP	1996 TOTAL CAPA-CITY	1996 OF WHICH MARKET PULP	1997 TOTAL CAPA-CITY	1997 OF WHICH MARKET PULP	1998 TOTAL CAPA-CITY	1999 TOTAL CAPA-CITY
		1000 METRIC TONS (AIR DRY) PER YEAR									
1	WOOD PULP FOR PAPER AND PAPERBOARD	0	0	0	0	0	0	0	0	0	0
1.1	MECHANICAL PULP	0	0	0	0	0	0	0	0	0	0
1.11	MECHANICAL NON-CONIFEROUS PULP	0	0	0	0	0	0	0	0	0	0
1.12	MECHANICAL CONIFEROUS PULP	0	0	0	0	0	0	0	0	0	0
1.2	THERMO-MECHANICAL PULP	0	0	0	0	0	0	0	0	0	0
1.21	THERMO-MECHANICAL NON-CONIFEROUS PULP	0	0	0	0	0	0	0	0	0	0
1.22	THERMO-MECHANICAL CONIFEROUS PULP	0	0	0	0	0	0	0	0	0	0
1.3	SEMI-CHEMICAL PULP	0	0	0	0	0	0	0	0	0	0
1.31	SEMI-CHEMICAL NON-CONIFEROUS PULP	0	0	0	0	0	0	0	0	0	0
1.32	SEMI-CHEMICAL CONIFEROUS PULP	0	0	0	0	0	0	0	0	0	0
1.4	CHEMICAL PULP TOTAL	0	0	0	0	0	0	0	0	0	0
1.41	UNBLEACHED SULPHITE PULP	0	0	0	0	0	0	0	0	0	0
1.411	UNBLEACHED NON-CONIFEROUS SULPHITE PULP	0	0	0	0	0	0	0	0	0	0
1.412	UNBLEACHED CONIFEROUS SULPHITE PULP	0	0	0	0	0	0	0	0	0	0
1.42	BLEACHED SULPHITE PULP	0	0	0	0	0	0	0	0	0	0
1.421	BLEACHED NON-CONIFEROUS SULPHITE PULP	0	0	0	0	0	0	0	0	0	0
1.422	BLEACHED CONIFEROUS SULPHITE PULP	0	0	0	0	0	0	0	0	0	0
1.43	UNBLEACHED SULPHATE PULP	0	0	0	0	0	0	0	0	0	0
1.431	UNBLEACHED NON-CONIFEROUS SULPHATE PULP	0	0	0	0	0	0	0	0	0	0
1.432	UNBLEACHED CONIFEROUS SULPHATE PULP	0	0	0	0	0	0	0	0	0	0
1.44	BLEACHED SULPHATE+SODA PULP	0	0	0	0	0	0	0	0	0	0
1.441	BLEACHED NON-CONIFEROUS SULPHATE+SODA PULP	0	0	0	0	0	0	0	0	0	0
1.442	BLEACHED CONIFEROUS SULPHATE+SODA PULP	0	0	0	0	0	0	0	0	0	0
2	PULP OF OTHER FIBRE FOR PAPER AND BOARD	127	60	127	60	127	60	127	60	127	127
2.1	PULP OF STRAW	67	0	67	0	67	0	67	0	67	67
2.2	PULP OF BAGASSE	60	60	60	60	60	60	60	60	60	60
2.3	PULP OF BAMBOO	0	0	0	0	0	0	0	0	0	0
2.4	PULP OF OTHER FIBRE	0	0	0	0	0	0	0	0	0	0
3	DISSOLVING PULP,WOOD+OTHER RAW MATERIALS	0	0	0	0	0	0	0	0	0	0
3.1	NON-CONIFEROUS DISSOLVING PULP	0	0	0	0	0	0	0	0	0	0
3.2	CONIFEROUS DISSOLVING PULP	0	0	0	0	0	0	0	0	0	0

		1994	1995	1996	1997	1998	1999
		TOTAL CAPACITY IN 1000 METRIC TONS PER YEAR					
4	PAPER AND PAPERBOARD	302	302	302	302	302	302
4.1	NEWSPRINT	0	0	0	0	0	0
4.2	OTHER PRINTING AND WRITING PAPER	82	82	82	82	82	82
4.21	COATED PRINTING AND WRITING PAPER	.	.	.	.	.	.
4.211	COATED WOOD CONTAINING PRINT&WRITING PAPER	0	0	0	0	0	0
4.212	COATED WOODFREE PRINTING & WRITING PAPER	.	.	.	.	.	.
4.22	UNCOATED PRINTING AND WRITING PAPER	.	.	.	.	.	.
4.221	UNCOATED WOOD CONTAINING PRINT&WRIT PAPER	0	0	0	0	0	0
4.222	UNCOATED WOODFREE PRINTING & WRIT PAPER	.	.	.	.	.	.
4.3	OTHER PAPER AND PAPERBOARD	220	220	220	220	220	220
4.31	HOUSEHOLD AND SANITARY PAPER	33	33	33	33	33	33
4.32	WRAPPING AND PACKAGING PAPER AND BOARD	136	136	136	136	136	136
4.321	LINERBOARD	30	30	30	30	30	30
4.3211	KRAFT LINER	30	30	30	30	30	30
4.32111	UNBLEACHED KRAFT LINER	.	.	.	.	.	.
4.32112	BLEACHED KRAFT LINER	.	.	.	.	.	.
4.3212	OTHER LINERBOARD	.	.	.	.	.	.
4.322	FLUTING MEDIUM	15	15	15	15	15	15
4.3221	SEMI-CHEMICAL FLUTING MEDIUM	0	0	0	0	0	0
4.3222	OTHER FLUTING MEDIUM	15	15	15	15	15	15
4.323	KRAFT WRAPPING AND PACKAGING	.	.	.	.	.	.
4.3231	SACK KRAFT	.	.	.	.	.	.
4.3232	OTHER KRAFT WRAPPING AND PACKAGING	.	.	.	.	.	.
4.324	FOLDING BOXBOARD	45	45	45	45	45	45
4.3241	PULP BASED FOLDING BOXBOARD	0	0	0	0	0	0
4.32411	BLEACHED CHEMICAL PULP FOLDING BOXBOARD	0	0	0	0	0	0
4.32412	OTHER PULP BASED FOLDING BOXBOARD	0	0	0	0	0	0
4.3242	WASTE PAPER BASED FOLDING BOXBOARD	45	45	45	45	45	45
4.325	OTHER WRAPPING AND PACKAGING N.E.S.	46	46	46	46	46	46
4.3251	OTHER WRAPPING PAPER	33	33	33	33	33	33
4.3252	OTHER PACKAGING PAPERBOARD	13	13	13	13	13	13
4.33	OTHER PAPER AND PAPERBOARD N.E.S. TOTAL	51	51	51	51	51	51
4.331	OTHER PAPER N.E.S.	0	0	0	0	0	0
4.332	OTHER PAPERBOARD N.E.S.	51	51	51	51	51	51

*)

EL SALVADOR

	PROCESS	1994 TOTAL CAPA-CITY	1994 OF WHICH MARKET PULP	1995 TOTAL CAPA-CITY	1995 OF WHICH MARKET PULP	1996 TOTAL CAPA-CITY	1996 OF WHICH MARKET PULP	1997 TOTAL CAPA-CITY	1997 OF WHICH MARKET PULP	1998 TOTAL CAPA-CITY	1999 TOTAL CAPA-CITY
		1000 METRIC TONS (AIR DRY) PER YEAR									
1	WOOD PULP FOR PAPER AND PAPERBOARD	0	0	0	0	0	0	0	0	0	0
1.1	MECHANICAL PULP	0	0	0	0	0	0	0	0	0	0
1.11	MECHANICAL NON-CONIFEROUS PULP	0	0	0	0	0	0	0	0	0	0
1.12	MECHANICAL CONIFEROUS PULP	0	0	0	0	0	0	0	0	0	0
1.2	THERMO-MECHANICAL PULP	0	0	0	0	0	0	0	0	0	0
1.21	THERMO-MECHANICAL NON-CONIFEROUS PULP	0	0	0	0	0	0	0	0	0	0
1.22	THERMO-MECHANICAL CONIFEROUS PULP	0	0	0	0	0	0	0	0	0	0
1.3	SEMI-CHEMICAL PULP	0	0	0	0	0	0	0	0	0	0
1.31	SEMI-CHEMICAL NON-CONIFEROUS PULP	0	0	0	0	0	0	0	0	0	0
1.32	SEMI-CHEMICAL CONIFEROUS PULP	0	0	0	0	0	0	0	0	0	0
1.4	CHEMICAL PULP TOTAL	0	0	0	0	0	0	0	0	0	0
1.41	UNBLEACHED SULPHITE PULP	0	0	0	0	0	0	0	0	0	0
1.411	UNBLEACHED NON-CONIFEROUS SULPHITE PULP	0	0	0	0	0	0	0	0	0	0
1.412	UNBLEACHED CONIFEROUS SULPHITE PULP	0	0	0	0	0	0	0	0	0	0
1.42	BLEACHED SULPHITE PULP	0	0	0	0	0	0	0	0	0	0
1.421	BLEACHED NON-CONIFEROUS SULPHITE PULP	0	0	0	0	0	0	0	0	0	0
1.422	BLEACHED CONIFEROUS SULPHITE PULP	0	0	0	0	0	0	0	0	0	0
1.43	UNBLEACHED SULPHATE PULP	0	0	0	0	0	0	0	0	0	0
1.431	UNBLEACHED NON-CONIFEROUS SULPHATE PULP	0	0	0	0	0	0	0	0	0	0
1.432	UNBLEACHED CONIFEROUS SULPHATE PULP	0	0	0	0	0	0	0	0	0	0
1.44	BLEACHED SULPHATE+SODA PULP	0	0	0	0	0	0	0	0	0	0
1.441	BLEACHED NON-CONIFEROUS SULPHATE+SODA PULP	0	0	0	0	0	0	0	0	0	0
1.442	BLEACHED CONIFEROUS SULPHATE+SODA PULP	0	0	0	0	0	0	0	0	0	0
2	PULP OF OTHER FIBRE FOR PAPER AND BOARD	0	0	0	0	0	0	0	0	0	0
2.1	PULP OF STRAW	0	0	0	0	0	0	0	0	0	0
2.2	PULP OF BAGASSE	0	0	0	0	0	0	0	0	0	0
2.3	PULP OF BAMBOO	0	0	0	0	0	0	0	0	0	0
2.4	PULP OF OTHER FIBRE	0	0	0	0	0	0	0	0	0	0
3	DISSOLVING PULP,WOOD+OTHER RAW MATERIALS	0	0	0	0	0	0	0	0	0	0
3.1	NON-CONIFEROUS DISSOLVING PULP	0	0	0	0	0	0	0	0	0	0
3.2	CONIFEROUS DISSOLVING PULP	0	0	0	0	0	0	0	0	0	0

		1994	1995	1996	1997	1998	1999
		TOTAL CAPACITY IN 1000 METRIC TONS PER YEAR					
4	PAPER AND PAPERBOARD	56	56	56	56	56	56
4.1	NEWSPRINT	14	14	14	14	14	14
4.2	OTHER PRINTING AND WRITING PAPER	3	3	3	3	3	3
4.21	COATED PRINTING AND WRITING PAPER	0	0	0	0	0	0
4.211	COATED WOOD CONTAINING PRINT&WRITING PAPER	0	0	0	0	0	0
4.212	COATED WOODFREE PRINTING & WRITING PAPER	0	0	0	0	0	0
4.22	UNCOATED PRINTING AND WRITING PAPER	0	0	0	0	0	0
4.221	UNCOATED WOOD CONTAINING PRINT&WRIT PAPER	0	0	0	0	0	0
4.222	UNCOATED WOODFREE PRINTING & WRIT PAPER	0	0	0	0	0	0
4.3	OTHER PAPER AND PAPERBOARD	39	39	39	39	39	39
4.31	HOUSEHOLD AND SANITARY PAPER	3	3	3	3	3	3
4.32	WRAPPING AND PACKAGING PAPER AND BOARD	19	19	19	19	19	19
4.321	LINERBOARD	0	0	0	0	0	0
4.3211	KRAFT LINER	0	0	0	0	0	0
4.32111	UNBLEACHED KRAFT LINER	0	0	0	0	0	0
4.32112	BLEACHED KRAFT LINER	0	0	0	0	0	0
4.3212	OTHER LINERBOARD	0	0	0	0	0	0
4.322	FLUTING MEDIUM	0	0	0	0	0	0
4.3221	SEMI-CHEMICAL FLUTING MEDIUM	0	0	0	0	0	0
4.3222	OTHER FLUTING MEDIUM	0	0	0	0	0	0
4.323	KRAFT WRAPPING AND PACKAGING	0	0	0	0	0	0
4.3231	SACK KRAFT	0	0	0	0	0	0
4.3232	OTHER KRAFT WRAPPING AND PACKAGING	0	0	0	0	0	0
4.324	FOLDING BOXBOARD	0	0	0	0	0	0
4.3241	PULP BASED FOLDING BOXBOARD	0	0	0	0	0	0
4.32411	BLEACHED CHEMICAL PULP FOLDING BOXBOARD	0	0	0	0	0	0
4.32412	OTHER PULP BASED FOLDING BOXBOARD	0	0	0	0	0	0
4.3242	WASTE PAPER BASED FOLDING BOXBOARD	0	0	0	0	0	0
4.325	OTHER WRAPPING AND PACKAGING N.E.S.	0	0	0	0	0	0
4.3251	OTHER WRAPPING PAPER	0	0	0	0	0	0
4.3252	OTHER PACKAGING PAPERBOARD	0	0	0	0	0	0
4.33	OTHER PAPER AND PAPERBOARD N.E.S. TOTAL	17	17	17	17	17	17
4.331	OTHER PAPER N.E.S.	0	0	0	0	0	0
4.332	OTHER PAPERBOARD N.E.S.	0	0	0	0	0	0

*)

ETHIOPIA

	PROCESS	1994 TOTAL CAPA-CITY	1994 OF WHICH MARKET PULP	1995 TOTAL CAPA-CITY	1995 OF WHICH MARKET PULP	1996 TOTAL CAPA-CITY	1996 OF WHICH MARKET PULP	1997 TOTAL CAPA-CITY	1997 OF WHICH MARKET PULP	1998 TOTAL CAPA-CITY	1999 TOTAL CAPA-CITY
		1000 METRIC TONS (AIR DRY) PER YEAR									
1	WOOD PULP FOR PAPER AND PAPERBOARD	0	0	0	0	0	0	0	0	0	0
1.1	MECHANICAL PULP	0	0	0	0	0	0	0	0	0	0
1.11	MECHANICAL NON-CONIFEROUS PULP	0	0	0	0	0	0	0	0	0	0
1.12	MECHANICAL CONIFEROUS PULP	0	0	0	0	0	0	0	0	0	0
1.2	THERMO-MECHANICAL PULP	0	0	0	0	0	0	0	0	0	0
1.21	THERMO-MECHANICAL NON-CONIFEROUS PULP	0	0	0	0	0	0	0	0	0	0
1.22	THERMO-MECHANICAL CONIFEROUS PULP	0	0	0	0	0	0	0	0	0	0
1.3	SEMI-CHEMICAL PULP	0	0	0	0	0	0	0	0	0	0
1.31	SEMI-CHEMICAL NON-CONIFEROUS PULP	0	0	0	0	0	0	0	0	0	0
1.32	SEMI-CHEMICAL CONIFEROUS PULP	0	0	0	0	0	0	0	0	0	0
1.4	CHEMICAL PULP TOTAL	0	0	0	0	0	0	0	0	0	0
1.41	UNBLEACHED SULPHITE PULP	0	0	0	0	0	0	0	0	0	0
1.411	UNBLEACHED NON-CONIFEROUS SULPHITE PULP	0	0	0	0	0	0	0	0	0	0
1.412	UNBLEACHED CONIFEROUS SULPHITE PULP	0	0	0	0	0	0	0	0	0	0
1.42	BLEACHED SULPHITE PULP	0	0	0	0	0	0	0	0	0	0
1.421	BLEACHED NON-CONIFEROUS SULPHITE PULP	0	0	0	0	0	0	0	0	0	0
1.422	BLEACHED CONIFEROUS SULPHITE PULP	0	0	0	0	0	0	0	0	0	0
1.43	UNBLEACHED SULPHATE PULP	0	0	0	0	0	0	0	0	0	0
1.431	UNBLEACHED NON-CONIFEROUS SULPHATE PULP	0	0	0	0	0	0	0	0	0	0
1.432	UNBLEACHED CONIFEROUS SULPHATE PULP	0	0	0	0	0	0	0	0	0	0
1.44	BLEACHED SULPHATE+SODA PULP	0	0	0	0	0	0	0	0	0	0
1.441	BLEACHED NON-CONIFEROUS SULPHATE+SODA PULP	0	0	0	0	0	0	0	0	0	0
1.442	BLEACHED CONIFEROUS SULPHATE+SODA PULP	0	0	0	0	0	0	0	0	0	0
2	PULP OF OTHER FIBRE FOR PAPER AND BOARD	0	0	0	0	0	0	0	0	0	0
2.1	PULP OF STRAW	0	0	0	0	0	0	0	0	0	0
2.2	PULP OF BAGASSE	0	0	0	0	0	0	0	0	0	0
2.3	PULP OF BAMBOO	0	0	0	0	0	0	0	0	0	0
2.4	PULP OF OTHER FIBRE	0	0	0	0	0	0	0	0	0	0
3	DISSOLVING PULP,WOOD+OTHER RAW MATERIALS	0	0	0	0	0	0	0	0	0	0
3.1	NON-CONIFEROUS DISSOLVING PULP	0	0	0	0	0	0	0	0	0	0
3.2	CONIFEROUS DISSOLVING PULP	0	0	0	0	0	0	0	0	0	0

		1994	1995	1996	1997	1998	1999
		TOTAL CAPACITY IN 1000 METRIC TONS PER YEAR					
4	PAPER AND PAPERBOARD	10	11	9	17	17	17
4.1	NEWSPRINT	0	0	0	0	0	0
4.2	OTHER PRINTING AND WRITING PAPER	7	8	6	14	14	14
4.21	COATED PRINTING AND WRITING PAPER	0	0	0	0	0	0
4.211	COATED WOOD CONTAINING PRINT&WRITING PAPER	0	0	0	0	0	0
4.212	COATED WOODFREE PRINTING & WRITING PAPER	0	0	0	0	0	0
4.22	UNCOATED PRINTING AND WRITING PAPER	7	8	6	14	14	14
4.221	UNCOATED WOOD CONTAINING PRINT&WRIT PAPER	1	1	1	4	4	4
4.222	UNCOATED WOODFREE PRINTING & WRIT PAPER	6	7	5	10	10	10
4.3	OTHER PAPER AND PAPERBOARD	3	3	3	3	3	3
4.31	HOUSEHOLD AND SANITARY PAPER	0	0	0	0	0	0
4.32	WRAPPING AND PACKAGING PAPER AND BOARD	2	2	2	2	2	2
4.321	LINERBOARD	.	.	.	.	.	.
4.3211	KRAFT LINER	0	0	0	0	0	0
4.32111	UNBLEACHED KRAFT LINER	0	0	0	0	0	0
4.32112	BLEACHED KRAFT LINER	0	0	0	0	0	0
4.3212	OTHER LINERBOARD	.	.	.	.	.	.
4.322	FLUTING MEDIUM	0	0	0	0	0	0
4.3221	SEMI-CHEMICAL FLUTING MEDIUM	0	0	0	0	0	0
4.3222	OTHER FLUTING MEDIUM	0	0	0	0	0	0
4.323	KRAFT WRAPPING AND PACKAGING	1	1	1	1	1	1
4.3231	SACK KRAFT	0	0	0	0	0	0
4.3232	OTHER KRAFT WRAPPING AND PACKAGING	1	1	1	1	1	1
4.324	FOLDING BOXBOARD	1	1	1	1	1	1
4.3241	PULP BASED FOLDING BOXBOARD	0	0	0	0	0	0
4.32411	BLEACHED CHEMICAL PULP FOLDING BOXBOARD	0	0	0	0	0	0
4.32412	OTHER PULP BASED FOLDING BOXBOARD	0	0	0	0	0	0
4.3242	WASTE PAPER BASED FOLDING BOXBOARD	1	1	1	1	1	1
4.325	OTHER WRAPPING AND PACKAGING N.E.S.	0	0	0	0	0	0
4.3251	OTHER WRAPPING PAPER	0	0	0	0	0	0
4.3252	OTHER PACKAGING PAPERBOARD	0	0	0	0	0	0
4.33	OTHER PAPER AND PAPERBOARD N.E.S. TOTAL	1	1	1	1	1	1
4.331	OTHER PAPER N.E.S.	1	1	1	1	1	1
4.332	OTHER PAPERBOARD N.E.S.	.	.	.	.	.	.

*)

FINLAND

	PROCESS	1994 TOTAL CAPA-CITY	1994 OF WHICH MARKET PULP	1995 TOTAL CAPA-CITY	1995 OF WHICH MARKET PULP	1996 TOTAL CAPA-CITY	1996 OF WHICH MARKET PULP	1997 TOTAL CAPA-CITY	1997 OF WHICH MARKET PULP	1998 TOTAL CAPA-CITY	1999 TOTAL CAPA-CITY
		1000 METRIC TONS (AIR DRY) PER YEAR									
1	WOOD PULP FOR PAPER AND PAPERBOARD	11 255	1 775	11 455	1 700	12 090	1 915	12 605	2 010	12 915	13 160
1.1	MECHANICAL PULP	2 430	0	2 455	0	2 580	0	2 865	0	2 880	2 900
1.11	MECHANICAL NON-CONIFEROUS PULP	0	0	0	0	0	0	0	0	0	0
1.12	MECHANICAL CONIFEROUS PULP	2 430	0	2 455	0	2 580	0	2 865	0	2 880	2 900
1.2	THERMO-MECHANICAL PULP	2 750	140	2 820	140	2 865	150	2 820	150	2 825	2 825
1.21	THERMO-MECHANICAL NON-CONIFEROUS PULP	0	0	0	0	0	0	0	0	0	0
1.22	THERMO-MECHANICAL CONIFEROUS PULP	2 750	140	2 820	140	2 865	150	2 820	150	2 825	2 825
1.3	SEMI-CHEMICAL PULP	.	.	.	0	.	0	.	0	.	.
1.31	SEMI-CHEMICAL NON-CONIFEROUS PULP	.	.	.	0	.	0	.	0	.	.
1.32	SEMI-CHEMICAL CONIFEROUS PULP	0	0	0	0	0	0	0	0	0	0
1.4	CHEMICAL PULP TOTAL	6 075	1 635	6 180	1 560	6 645	1 765	6 920	1 860	7 210	7 435
1.41	UNBLEACHED SULPHITE PULP	0	0	0	0	0	0	0	0	0	0
1.411	UNBLEACHED NON-CONIFEROUS SULPHITE PULP	0	0	0	0	0	0	0	0	0	0
1.412	UNBLEACHED CONIFEROUS SULPHITE PULP	0	0	0	0	0	0	0	0	0	0
1.42	BLEACHED SULPHITE PULP	0	0	0	0	0	0	0	0	0	0
1.421	BLEACHED NON-CONIFEROUS SULPHITE PULP	0	0	0	0	0	0	0	0	0	0
1.422	BLEACHED CONIFEROUS SULPHITE PULP	0	0	0	0	0	0	0	0	0	0
1.43	UNBLEACHED SULPHATE PULP	750	0	735	0	735	0	695	0	685	685
1.431	UNBLEACHED NON-CONIFEROUS SULPHATE PULP	.	.	.	0	.	0	.	0	.	.
1.432	UNBLEACHED CONIFEROUS SULPHATE PULP	.	.	.	0	.	0	.	0	.	.
1.44	BLEACHED SULPHATE+SODA PULP	5 325	1 635	5 445	1 560	5 910	1 765	6 225	1 860	6 525	6 750
1.441	BLEACHED NON-CONIFEROUS SULPHATE+SODA PULP	2 385	770	2 475	670	2 555	670	2 610	675	2 715	2 790
1.442	BLEACHED CONIFEROUS SULPHATE+SODA PULP	2 940	865	2 970	890	3 355	1 095	3 615	1 185	3 810	3 960
2	PULP OF OTHER FIBRE FOR PAPER AND BOARD	0	0	0	0	0	0	0	0	0	0
2.1	PULP OF STRAW	0	0	0	0	0	0	0	0	0	0
2.2	PULP OF BAGASSE	0	0	0	0	0	0	0	0	0	0
2.3	PULP OF BAMBOO	0	0	0	0	0	0	0	0	0	0
2.4	PULP OF OTHER FIBRE	0	0	0	0	0	0	0	0	0	0
3	DISSOLVING PULP,WOOD+OTHER RAW MATERIALS	0	0	0	0	0	0	0	0	0	0
3.1	NON-CONIFEROUS DISSOLVING PULP	0	0	0	0	0	0	0	0	0	0
3.2	CONIFEROUS DISSOLVING PULP	0	0	0	0	0	0	0	0	0	0

		1994	1995	1996	1997	1998	1999
		TOTAL CAPACITY IN 1000 METRIC TONS PER YEAR					
4	PAPER AND PAPERBOARD	11 610	11 875	12 155	12 740	13 025	13 080
4.1	NEWSPRINT	1 470	1 470	1 440	1 435	1 425	1 420
4.2	OTHER PRINTING AND WRITING PAPER	6 720	6 915	7 175	7 565	7 805	7 840
4.21	COATED PRINTING AND WRITING PAPER	3 335	3 500	3 645	3 950	4 085	4 120
4.211	COATED WOOD CONTAINING PRINT&WRITING PAPER	2 455	2 550	2 630	2 725	2 790	2 820
4.212	COATED WOODFREE PRINTING & WRITING PAPER	880	950	1 015	1 225	1 295	1 300
4.22	UNCOATED PRINTING AND WRITING PAPER	3 385	3 415	3 530	3 615	3 720	3 720
4.221	UNCOATED WOOD CONTAINING PRINT&WRIT PAPER	2 030	1 995	2 060	2 115	2 170	2 170
4.222	UNCOATED WOODFREE PRINTING & WRIT PAPER	1 355	1 420	1 470	1 500	1 550	1 550
4.3	OTHER PAPER AND PAPERBOARD	3 420	3 490	3 540	3 740	3 795	3 820
4.31	HOUSEHOLD AND SANITARY PAPER	.	.	.	.	.	.
4.32	WRAPPING AND PACKAGING PAPER AND BOARD	2 750	2 830	2 860	2 950	3 000	3 025
4.321	LINERBOARD	.	.	.	.	.	.
4.3211	KRAFT LINER	.	.	.	.	.	.
4.32111	UNBLEACHED KRAFT LINER	.	.	.	.	.	.
4.32112	BLEACHED KRAFT LINER	.	.	.	.	.	.
4.3212	OTHER LINERBOARD	.	.	.	.	.	.
4.322	FLUTING MEDIUM	.	.	.	.	.	.
4.3221	SEMI-CHEMICAL FLUTING MEDIUM	.	.	.	.	.	.
4.3222	OTHER FLUTING MEDIUM	.	.	.	.	.	.
4.323	KRAFT WRAPPING AND PACKAGING	.	.	.	.	.	.
4.3231	SACK KRAFT	.	.	.	.	.	.
4.3232	OTHER KRAFT WRAPPING AND PACKAGING	.	.	.	.	.	.
4.324	FOLDING BOXBOARD	1 380	1 465	1 482	1 540	1 560	1 580
4.3241	PULP BASED FOLDING BOXBOARD	.	.	.	.	.	.
4.32411	BLEACHED CHEMICAL PULP FOLDING BOXBOARD	.	.	.	.	.	.
4.32412	OTHER PULP BASED FOLDING BOXBOARD	.	.	.	.	.	.
4.3242	WASTE PAPER BASED FOLDING BOXBOARD	.	.	.	.	.	.
4.325	OTHER WRAPPING AND PACKAGING N.E.S.	245	240	260	275	280	280
4.3251	OTHER WRAPPING PAPER	.	.	.	.	.	.
4.3252	OTHER PACKAGING PAPERBOARD	.	.	.	.	.	.
4.33	OTHER PAPER AND PAPERBOARD N.E.S. TOTAL	670	660	680	790	795	795
4.331	OTHER PAPER N.E.S.	.	.	.	.	.	.
4.332	OTHER PAPERBOARD N.E.S.	.	.	.	.	.	.

RUSSIAN FEDERATION

	PROCESS	1994 TOTAL CAPACITY	1994 OF WHICH MARKET PULP	1995 TOTAL CAPACITY	1995 OF WHICH MARKET PULP	1996 TOTAL CAPACITY	1996 OF WHICH MARKET PULP	1997 TOTAL CAPACITY	1997 OF WHICH MARKET PULP	1998 TOTAL CAPACITY	1999 TOTAL CAPACITY
		1000 METRIC TONS (AIR DRY) PER YEAR									
1	WOOD PULP FOR PAPER AND PAPERBOARD	10 047	2 540	10 264	2 540	10 546	2 540	11 113	2 540	11 333	11 333
1.1	MECHANICAL PULP	2 050	0	2 050	0	1 994	0	1 994	0	1 994	1 994
1.11	MECHANICAL NON-CONIFEROUS PULP	0	0	0	0	0	0	0	0	0	0
1.12	MECHANICAL CONIFEROUS PULP	2 050	0	2 050	0	1 994	0	1 994	0	1 994	1 994
1.2	THERMO-MECHANICAL PULP	600	0	600	0	870	0	1 390	0	1 590	1 590
1.21	THERMO-MECHANICAL NON-CONIFEROUS PULP	250	0	250	0	270	0	790	0	990	990
1.22	THERMO-MECHANICAL CONIFEROUS PULP	350	0	350	0	600	0	600	0	600	600
1.3	SEMI-CHEMICAL PULP	400	0	400	0	400	0	400	0	400	400
1.31	SEMI-CHEMICAL NON-CONIFEROUS PULP	400	0	400	0	400	0	400	0	400	400
1.32	SEMI-CHEMICAL CONIFEROUS PULP	0	0	0	0	0	0	0	0	0	0
1.4	CHEMICAL PULP TOTAL	6 997	2 540	7 214	2 540	7 282	2 540	7 329	2 540	7 349	7 349
1.41	UNBLEACHED SULPHITE PULP	1 029	227	1 129	227	1 130	227	1 068	227	1 068	1 068
1.411	UNBLEACHED NON-CONIFEROUS SULPHITE PULP	0	0	0	0	0	0	0	0	0	0
1.412	UNBLEACHED CONIFEROUS SULPHITE PULP	1 029	227	1 129	227	1 130	227	1 068	227	1 068	1 068
1.42	BLEACHED SULPHITE PULP	1 029	313	1 029	313	1 069	313	1 069	313	1 089	1 089
1.421	BLEACHED NON-CONIFEROUS SULPHITE PULP	0	0	0	0	0	0	0	0	0	0
1.422	BLEACHED CONIFEROUS SULPHITE PULP	1 029	313	1 029	313	1 069	313	1 069	313	1 089	1 089
1.43	UNBLEACHED SULPHATE PULP	2 778	500	2 843	500	2 870	500	2 904	500	2 904	2 904
1.431	UNBLEACHED NON-CONIFEROUS SULPHATE PULP	40	0	40	0	40	0	40	0	40	40
1.432	UNBLEACHED CONIFEROUS SULPHATE PULP	2 738	500	2 803	500	2 830	500	2 864	500	2 864	2 864
1.44	BLEACHED SULPHATE+SODA PULP	2 161	1 500	2 213	1 500	2 213	1 500	2 288	1 500	2 288	2 288
1.441	BLEACHED NON-CONIFEROUS SULPHATE+SODA PULP	1 193	800	1 193	800	1 193	800	1 193	800	1 193	1 193
1.442	BLEACHED CONIFEROUS SULPHATE+SODA PULP	968	700	1 020	700	1 020	700	1 095	700	1 095	1 095
2	PULP OF OTHER FIBRE FOR PAPER AND BOARD	0	0	0	0	0	0	0	0	0	0
2.1	PULP OF STRAW	0	0	0	0	0	0	0	0	0	0
2.2	PULP OF BAGASSE	0	0	0	0	0	0	0	0	0	0
2.3	PULP OF BAMBOO	0	0	0	0	0	0	0	0	0	0
2.4	PULP OF OTHER FIBRE	0	0	0	0	0	0	0	0	0	0
3	DISSOLVING PULP,WOOD+OTHER RAW MATERIALS	842	650	842	650	842	650	842	650	842	842
3.1	NON-CONIFEROUS DISSOLVING PULP	0	0	0	0	0	0	0	0	0	0
3.2	CONIFEROUS DISSOLVING PULP	842	650	842	650	842	650	842	650	842	842

		1994	1995	1996	1997	1998	1999
		TOTAL CAPACITY IN 1000 METRIC TONS PER YEAR					
4	PAPER AND PAPERBOARD	8 063	8 092	8 247	8 696	9 071	9 111
4.1	NEWSPRINT	1 874	1 903	1 903	1 903	1 903	1 903
4.2	OTHER PRINTING AND WRITING PAPER	1 340	1 340	1 386	1 586	1 756	1 756
4.21	COATED PRINTING AND WRITING PAPER	38	38	48	128	128	128
4.211	COATED WOOD CONTAINING PRINT&WRITING PAPER	0	0	0	0	0	0
4.212	COATED WOODFREE PRINTING & WRITING PAPER	38	38	48	128	128	128
4.22	UNCOATED PRINTING AND WRITING PAPER	1 302	1 302	1 338	1 458	1 628	1 628
4.221	UNCOATED WOOD CONTAINING PRINT&WRIT PAPER	262	262	262	262	262	262
4.222	UNCOATED WOODFREE PRINTING & WRIT PAPER	1 040	1 040	1 076	1 196	1 366	1 366
4.3	OTHER PAPER AND PAPERBOARD	4 849	4 849	4 958	5 207	5 412	5 452
4.31	HOUSEHOLD AND SANITARY PAPER	35	35	50	50	65	65
4.32	WRAPPING AND PACKAGING PAPER AND BOARD	3 604	3 604	3 634	3 831	3 991	3 991
4.321	LINERBOARD	1 252	1 252	1 282	1 409	1 449	1 449
4.3211	KRAFT LINER	1 170	1 170	1 200	1 267	1 307	1 307
4.32111	UNBLEACHED KRAFT LINER	1 170	1 170	1 200	1 267	1 307	1 307
4.32112	BLEACHED KRAFT LINER	0	0	0	0	0	0
4.3212	OTHER LINERBOARD	82	82	82	142	142	142
4.322	FLUTING MEDIUM	538	538	538	548	628	628
4.3221	SEMI-CHEMICAL FLUTING MEDIUM	538	538	538	548	628	628
4.3222	OTHER FLUTING MEDIUM	0	0	0	0	0	0
4.323	KRAFT WRAPPING AND PACKAGING	689	689	689	739	739	739
4.3231	SACK KRAFT	689	689	689	739	739	739
4.3232	OTHER KRAFT WRAPPING AND PACKAGING	0	0	0	0	0	0
4.324	FOLDING BOXBOARD	800	800	800	810	810	810
4.3241	PULP BASED FOLDING BOXBOARD	328	328	328	338	338	338
4.32411	BLEACHED CHEMICAL PULP FOLDING BOXBOARD	0	0	0	0	0	0
4.32412	OTHER PULP BASED FOLDING BOXBOARD	328	328	328	338	338	338
4.3242	WASTE PAPER BASED FOLDING BOXBOARD	472	472	472	472	472	472
4.325	OTHER WRAPPING AND PACKAGING N.E.S.	325	325	325	325	365	365
4.3251	OTHER WRAPPING PAPER	325	325	325	325	365	365
4.3252	OTHER PACKAGING PAPERBOARD	0	0	0	0	0	0
4.33	OTHER PAPER AND PAPERBOARD N.E.S. TOTAL	1 210	1 210	1 274	1 326	1 356	1 396
4.331	OTHER PAPER N.E.S.	570	570	634	676	706	706
4.332	OTHER PAPERBOARD N.E.S.	640	640	640	650	650	690

FRANCE

	PROCESS	1994 TOTAL CAPA-CITY	1994 OF WHICH MARKET PULP	1995 TOTAL CAPA-CITY	1995 OF WHICH MARKET PULP	1996 TOTAL CAPA-CITY	1996 OF WHICH MARKET PULP	1997 TOTAL CAPA-CITY	1997 OF WHICH MARKET PULP	1998 TOTAL CAPA-CITY	1999 TOTAL CAPA-CITY
		1000 METRIC TONS (AIR DRY) PER YEAR									
1	WOOD PULP FOR PAPER AND PAPERBOARD	3 295	1 100	3 370	1 140	3 430	1 200	3 470	1 200	3 570	3 570
1.1	MECHANICAL PULP	210	0	170	0	170	0	170	0	170	170
1.11	MECHANICAL NON-CONIFEROUS PULP	20	0	0	0	0	0	0	0	0	0
1.12	MECHANICAL CONIFEROUS PULP	190	0	170	0	170	0	170	0	170	170
1.2	THERMO-MECHANICAL PULP	900	0	900	0	900	0	940	0	1 040	1 040
1.21	THERMO-MECHANICAL NON-CONIFEROUS PULP	70	0	70	0	70	0	70	0	70	70
1.22	THERMO-MECHANICAL CONIFEROUS PULP	830	0	830	0	830	0	870	0	970	970
1.3	SEMI-CHEMICAL PULP	140	0	140	0	140	0	140	0	140	140
1.31	SEMI-CHEMICAL NON-CONIFEROUS PULP	140	0	140	0	140	0	140	0	140	140
1.32	SEMI-CHEMICAL CONIFEROUS PULP	0	0	0	0	0	0	0	0	0	0
1.4	CHEMICAL PULP TOTAL	2 045	1 100	2 160	1 140	2 220	1 200	2 220	1 200	2 220	2 220
1.41	UNBLEACHED SULPHITE PULP	0	0	0	0	0	0	0	0	0	0
1.411	UNBLEACHED NON-CONIFEROUS SULPHITE PULP	0	0	0	0	0	0	0	0	0	0
1.412	UNBLEACHED CONIFEROUS SULPHITE PULP	0	0	0	0	0	0	0	0	0	0
1.42	BLEACHED SULPHITE PULP	300	300	300	300	300	300	300	300	300	300
1.421	BLEACHED NON-CONIFEROUS SULPHITE PULP	40	40	40	40	40	40	40	40	40	40
1.422	BLEACHED CONIFEROUS SULPHITE PULP	260	260	260	260	260	260	260	260	260	260
1.43	UNBLEACHED SULPHATE PULP	570	0	570	0	570	0	570	0	570	570
1.431	UNBLEACHED NON-CONIFEROUS SULPHATE PULP	0	0	0	0	0	0	0	0	0	0
1.432	UNBLEACHED CONIFEROUS SULPHATE PULP	570	0	570	0	570	0	570	0	570	570
1.44	BLEACHED SULPHATE+SODA PULP	1 175	800	1 290	840	1 350	900	1 350	900	1 350	1 350
1.441	BLEACHED NON-CONIFEROUS SULPHATE+SODA PULP	800	450	800	450	800	450	800	450	800	800
1.442	BLEACHED CONIFEROUS SULPHATE+SODA PULP	375	350	490	390	550	450	550	450	550	550
2	PULP OF OTHER FIBRE FOR PAPER AND BOARD	1	1	1	1	1	1	1	1	1	1
2.1	PULP OF STRAW	0	0	0	0	0	0	0	0	0	0
2.2	PULP OF BAGASSE	0	0	0	0	0	0	0	0	0	0
2.3	PULP OF BAMBOO	0	0	0	0	0	0	0	0	0	0
2.4	PULP OF OTHER FIBRE	1	1	1	1	1	1	1	1	1	1
3	DISSOLVING PULP,WOOD+OTHER RAW MATERIALS	0	0	0	0	0	0	0	0	0	0
3.1	NON-CONIFEROUS DISSOLVING PULP	0	0	0	0	0	0	0	0	0	0
3.2	CONIFEROUS DISSOLVING PULP	0	0	0	0	0	0	0	0	0	0

		1994	1995	1996	1997	1998	1999
		TOTAL CAPACITY IN 1000 METRIC TONS PER YEAR					
4	PAPER AND PAPERBOARD	10 055	10 485	10 870	10 970	11 325	11 500
4.1	NEWSPRINT	865	885	900	900	1 200	1 200
4.2	OTHER PRINTING AND WRITING PAPER	3 675	3 850	4 000	4 100	4 125	4 200
4.21	COATED PRINTING AND WRITING PAPER	1 980	2 070	2 150	2 200	2 200	2 250
4.211	COATED WOOD CONTAINING PRINT&WRITING PAPER	970	1 015	1 055	1 090	1 090	1 110
4.212	COATED WOODFREE PRINTING & WRITING PAPER	1 010	1 055	1 095	1 110	1 110	1 140
4.22	UNCOATED PRINTING AND WRITING PAPER	1 695	1 780	1 850	1 900	1 925	1 950
4.221	UNCOATED WOOD CONTAINING PRINT&WRIT PAPER	300	320	335	350	350	350
4.222	UNCOATED WOODFREE PRINTING & WRIT PAPER	1 395	1 460	1 515	1 550	1 575	1 600
4.3	OTHER PAPER AND PAPERBOARD	5 515	5 750	5 970	5 970	6 000	6 100
4.31	HOUSEHOLD AND SANITARY PAPER	540	560	580	580	600	620
4.32	WRAPPING AND PACKAGING PAPER AND BOARD	4 515	4 710	4 890	4 890	4 900	4 980
4.321	LINERBOARD	1 810	1 890	1 950	1 950	1 960	2 000
4.3211	KRAFT LINER	480	500	520	520	525	540
4.32111	UNBLEACHED KRAFT LINER	370	385	395	395	400	410
4.32112	BLEACHED KRAFT LINER	110	115	125	125	125	130
4.3212	OTHER LINERBOARD	1 330	1 390	1 430	1 430	1 435	1 460
4.322	FLUTING MEDIUM	1 410	1 470	1 520	1 520	1 520	1 530
4.3221	SEMI-CHEMICAL FLUTING MEDIUM	145	150	150	150	150	150
4.3222	OTHER FLUTING MEDIUM	1 265	1 320	1 370	1 370	1 370	1 380
4.323	KRAFT WRAPPING AND PACKAGING	250	260	270	270	270	280
4.3231	SACK KRAFT	115	120	120	120	120	120
4.3232	OTHER KRAFT WRAPPING AND PACKAGING	135	140	150	150	150	160
4.324	FOLDING BOXBOARD	425	440	460	460	460	470
4.3241	PULP BASED FOLDING BOXBOARD	220	225	235	235	235	240
4.32411	BLEACHED CHEMICAL PULP FOLDING BOXBOARD	0	0	0	0	0	0
4.32412	OTHER PULP BASED FOLDING BOXBOARD	220	225	235	235	235	240
4.3242	WASTE PAPER BASED FOLDING BOXBOARD	205	215	225	225	225	230
4.325	OTHER WRAPPING AND PACKAGING N.E.S.	620	650	690	690	690	700
4.3251	OTHER WRAPPING PAPER	260	275	310	310	310	315
4.3252	OTHER PACKAGING PAPERBOARD	360	375	380	380	380	385
4.33	OTHER PAPER AND PAPERBOARD N.E.S. TOTAL	460	480	500	500	500	500
4.331	OTHER PAPER N.E.S.	420	440	460	460	460	460
4.332	OTHER PAPERBOARD N.E.S.	40	40	40	40	40	40

GABON

	PROCESS	1994 TOTAL CAPA-CITY	1994 OF WHICH MARKET PULP	1995 TOTAL CAPA-CITY	1995 OF WHICH MARKET PULP	1996 TOTAL CAPA-CITY	1996 OF WHICH MARKET PULP	1997 TOTAL CAPA-CITY	1997 OF WHICH MARKET PULP	1998 TOTAL CAPA-CITY	1999 TOTAL CAPA-CITY
		1000 METRIC TONS (AIR DRY) PER YEAR									
1	WOOD PULP FOR PAPER AND PAPERBOARD	175	125	175	125	175	125	175	125	175	175
1.1	MECHANICAL PULP	0	0	0	0	0	0	0	0	0	0
1.11	MECHANICAL NON-CONIFEROUS PULP	0	0	0	0	0	0	0	0	0	0
1.12	MECHANICAL CONIFEROUS PULP	0	0	0	0	0	0	0	0	0	0
1.2	THERMO-MECHANICAL PULP	0	0	0	0	0	0	0	0	0	0
1.21	THERMO-MECHANICAL NON-CONIFEROUS PULP	0	0	0	0	0	0	0	0	0	0
1.22	THERMO-MECHANICAL CONIFEROUS PULP	0	0	0	0	0	0	0	0	0	0
1.3	SEMI-CHEMICAL PULP	0	0	0	0	0	0	0	0	0	0
1.31	SEMI-CHEMICAL NON-CONIFEROUS PULP	0	0	0	0	0	0	0	0	0	0
1.32	SEMI-CHEMICAL CONIFEROUS PULP	0	0	0	0	0	0	0	0	0	0
1.4	CHEMICAL PULP TOTAL	175	125	175	125	175	125	175	125	175	175
1.41	UNBLEACHED SULPHITE PULP	0	0	0	0	0	0	0	0	0	0
1.411	UNBLEACHED NON-CONIFEROUS SULPHITE PULP	0	0	0	0	0	0	0	0	0	0
1.412	UNBLEACHED CONIFEROUS SULPHITE PULP	0	0	0	0	0	0	0	0	0	0
1.42	BLEACHED SULPHITE PULP	0	0	0	0	0	0	0	0	0	0
1.421	BLEACHED NON-CONIFEROUS SULPHITE PULP	0	0	0	0	0	0	0	0	0	0
1.422	BLEACHED CONIFEROUS SULPHITE PULP	0	0	0	0	0	0	0	0	0	0
1.43	UNBLEACHED SULPHATE PULP	0	0	0	0	0	0	0	0	0	0
1.431	UNBLEACHED NON-CONIFEROUS SULPHATE PULP	0	0	0	0	0	0	0	0	0	0
1.432	UNBLEACHED CONIFEROUS SULPHATE PULP	0	0	0	0	0	0	0	0	0	0
1.44	BLEACHED SULPHATE+SODA PULP	175	125	175	125	175	125	175	125	175	175
1.441	BLEACHED NON-CONIFEROUS SULPHATE+SODA PULP	175	125	175	125	175	125	175	125	175	175
1.442	BLEACHED CONIFEROUS SULPHATE+SODA PULP	0	0	0	0	0	0	0	0	0	0
2	PULP OF OTHER FIBRE FOR PAPER AND BOARD	0	0	0	0	0	0	0	0	0	0
2.1	PULP OF STRAW	0	0	0	0	0	0	0	0	0	0
2.2	PULP OF BAGASSE	0	0	0	0	0	0	0	0	0	0
2.3	PULP OF BAMBOO	0	0	0	0	0	0	0	0	0	0
2.4	PULP OF OTHER FIBRE	0	0	0	0	0	0	0	0	0	0
3	DISSOLVING PULP,WOOD+OTHER RAW MATERIALS	0	0	0	0	0	0	0	0	0	0
3.1	NON-CONIFEROUS DISSOLVING PULP	0	0	0	0	0	0	0	0	0	0
3.2	CONIFEROUS DISSOLVING PULP	0	0	0	0	0	0	0	0	0	0

		1994	1995	1996	1997	1998	1999
		TOTAL CAPACITY IN 1000 METRIC TONS PER YEAR					
4	PAPER AND PAPERBOARD	0	0	0	0	0	0
4.1	NEWSPRINT	0	0	0	0	0	0
4.2	OTHER PRINTING AND WRITING PAPER	0	0	0	0	0	0
4.21	COATED PRINTING AND WRITING PAPER	0	0	0	0	0	0
4.211	COATED WOOD CONTAINING PRINT&WRITING PAPER	0	0	0	0	0	0
4.212	COATED WOODFREE PRINTING & WRITING PAPER	0	0	0	0	0	0
4.22	UNCOATED PRINTING AND WRITING PAPER	0	0	0	0	0	0
4.221	UNCOATED WOOD CONTAINING PRINT&WRIT PAPER	0	0	0	0	0	0
4.222	UNCOATED WOODFREE PRINTING & WRIT PAPER	0	0	0	0	0	0
4.3	OTHER PAPER AND PAPERBOARD	0	0	0	0	0	0
4.31	HOUSEHOLD AND SANITARY PAPER	0	0	0	0	0	0
4.32	WRAPPING AND PACKAGING PAPER AND BOARD	0	0	0	0	0	0
4.321	LINERBOARD	0	0	0	0	0	0
4.3211	KRAFT LINER	0	0	0	0	0	0
4.32111	UNBLEACHED KRAFT LINER	0	0	0	0	0	0
4.32112	BLEACHED KRAFT LINER	0	0	0	0	0	0
4.3212	OTHER LINERBOARD	0	0	0	0	0	0
4.322	FLUTING MEDIUM	0	0	0	0	0	0
4.3221	SEMI-CHEMICAL FLUTING MEDIUM	0	0	0	0	0	0
4.3222	OTHER FLUTING MEDIUM	0	0	0	0	0	0
4.323	KRAFT WRAPPING AND PACKAGING	0	0	0	0	0	0
4.3231	SACK KRAFT	0	0	0	0	0	0
4.3232	OTHER KRAFT WRAPPING AND PACKAGING	0	0	0	0	0	0
4.324	FOLDING BOXBOARD	0	0	0	0	0	0
4.3241	PULP BASED FOLDING BOXBOARD	0	0	0	0	0	0
4.32411	BLEACHED CHEMICAL PULP FOLDING BOXBOARD	0	0	0	0	0	0
4.32412	OTHER PULP BASED FOLDING BOXBOARD	0	0	0	0	0	0
4.3242	WASTE PAPER BASED FOLDING BOXBOARD	0	0	0	0	0	0
4.325	OTHER WRAPPING AND PACKAGING N.E.S.	0	0	0	0	0	0
4.3251	OTHER WRAPPING PAPER	0	0	0	0	0	0
4.3252	OTHER PACKAGING PAPERBOARD	0	0	0	0	0	0
4.33	OTHER PAPER AND PAPERBOARD N.E.S. TOTAL	0	0	0	0	0	0
4.331	OTHER PAPER N.E.S.	0	0	0	0	0	0
4.332	OTHER PAPERBOARD N.E.S.	0	0	0	0	0	0

*)

GERMANY

	PROCESS	1994 TOTAL CAPA-CITY	1994 OF WHICH MARKET PULP	1995 TOTAL CAPA-CITY	1995 OF WHICH MARKET PULP	1996 TOTAL CAPA-CITY	1996 OF WHICH MARKET PULP	1997 TOTAL CAPA-CITY	1997 OF WHICH MARKET PULP	1998 TOTAL CAPA-CITY	1999 TOTAL CAPA-CITY
		1000 METRIC TONS (AIR DRY) PER YEAR									
1	WOOD PULP FOR PAPER AND PAPERBOARD	2 050	200	2 050	200	2 050	200	2 137	200	2 137	2 137
1.1	MECHANICAL PULP	1 000	0	1 000	0	1 000	0	1 070	0	1 070	1 070
1.11	MECHANICAL NON-CONIFEROUS PULP	0	0	0	0	0	0	0	0	0	0
1.12	MECHANICAL CONIFEROUS PULP	1 000	0	1 000	0	1 000	0	1 070	0	1 070	1 070
1.2	THERMO-MECHANICAL PULP	340	0	340	0	340	0	340	0	340	340
1.21	THERMO-MECHANICAL NON-CONIFEROUS PULP	0	0	0	0	0	0	0	0	0	0
1.22	THERMO-MECHANICAL CONIFEROUS PULP	340	0	340	0	340	0	340	0	340	340
1.3	SEMI-CHEMICAL PULP	0	0	0	0	0	0	0	0	0	0
1.31	SEMI-CHEMICAL NON-CONIFEROUS PULP	0	0	0	0	0	0	0	0	0	0
1.32	SEMI-CHEMICAL CONIFEROUS PULP	0	0	0	0	0	0	0	0	0	0
1.4	CHEMICAL PULP TOTAL	710	200	710	200	710	200	727	200	727	727
1.41	UNBLEACHED SULPHITE PULP	0	0	0	0	0	0	0	0	0	0
1.411	UNBLEACHED NON-CONIFEROUS SULPHITE PULP	0	0	0	0	0	0	0	0	0	0
1.412	UNBLEACHED CONIFEROUS SULPHITE PULP	0	0	0	0	0	0	0	0	0	0
1.42	BLEACHED SULPHITE PULP	710	200	710	200	710	200	727	200	727	727
1.421	BLEACHED NON-CONIFEROUS SULPHITE PULP	290	80	290	80	290	80	307	80	307	307
1.422	BLEACHED CONIFEROUS SULPHITE PULP	420	120	420	120	420	120	420	120	420	420
1.43	UNBLEACHED SULPHATE PULP	0	0	0	0	0	0	0	0	0	0
1.431	UNBLEACHED NON-CONIFEROUS SULPHATE PULP	0	0	0	0	0	0	0	0	0	0
1.432	UNBLEACHED CONIFEROUS SULPHATE PULP	0	0	0	0	0	0	0	0	0	0
1.44	BLEACHED SULPHATE+SODA PULP	0	0	0	0	0	0	0	0	0	0
1.441	BLEACHED NON-CONIFEROUS SULPHATE+SODA PULP	0	0	0	0	0	0	0	0	0	0
1.442	BLEACHED CONIFEROUS SULPHATE+SODA PULP	0	0	0	0	0	0	0	0	0	0
2	PULP OF OTHER FIBRE FOR PAPER AND BOARD	0	0	0	0	0	0	0	0	0	0
2.1	PULP OF STRAW	0	0	0	0	0	0	0	0	0	0
2.2	PULP OF BAGASSE	0	0	0	0	0	0	0	0	0	0
2.3	PULP OF BAMBOO	0	0	0	0	0	0	0	0	0	0
2.4	PULP OF OTHER FIBRE	0	0	0	0	0	0	0	0	0	0
3	DISSOLVING PULP,WOOD+OTHER RAW MATERIALS	30	30	50	50	100	100	100	100	100	100
3.1	NON-CONIFEROUS DISSOLVING PULP	0	0	0	0	0	0	0	0	0	0
3.2	CONIFEROUS DISSOLVING PULP	30	30	50	50	100	100	100	100	100	100

		1994	1995	1996	1997	1998	1999
		TOTAL CAPACITY IN 1000 METRIC TONS PER YEAR					
4	PAPER AND PAPERBOARD	15 365	16 176	16 447	16 823	17 033	17 200
4.1	NEWSPRINT	1 672	1 916	1 932	1 958	1 959	1 985
4.2	OTHER PRINTING AND WRITING PAPER	5 867	6 072	6 147	6 361	6 514	6 579
4.21	COATED PRINTING AND WRITING PAPER	2 958	3 113	3 188	3 303	3 458	3 492
4.211	COATED WOOD CONTAINING PRINT&WRITING PAPER	1 610	1 627	1 674	1 738	1 848	1 866
4.212	COATED WOODFREE PRINTING & WRITING PAPER	1 348	1 486	1 514	1 565	1 610	1 626
4.22	UNCOATED PRINTING AND WRITING PAPER	2 909	2 959	2 959	3 058	3 056	3 087
4.221	UNCOATED WOOD CONTAINING PRINT&WRIT PAPER	1 274	1 273	1 277	1 378	1 378	1 392
4.222	UNCOATED WOODFREE PRINTING & WRIT PAPER	1 635	1 686	1 682	1 680	1 678	1 695
4.3	OTHER PAPER AND PAPERBOARD	7 826	8 188	8 368	8 504	8 560	8 636
4.31	HOUSEHOLD AND SANITARY PAPER	940	948	952	952	955	965
4.32	WRAPPING AND PACKAGING PAPER AND BOARD	5 795	6 069	6 195	6 291	6 327	6 376
4.321	LINERBOARD	1 344	1 398	1 433	1 437	1 439	1 450
4.3211	KRAFT LINER	0	0	0	0	0	0
4.32111	UNBLEACHED KRAFT LINER	0	0	0	0	0	0
4.32112	BLEACHED KRAFT LINER	0	0	0	0	0	0
4.3212	OTHER LINERBOARD	1 344	1 398	1 433	1 437	1 439	1 450
4.322	FLUTING MEDIUM	1 435	1 502	1 538	1 562	1 580	1 595
4.3221	SEMI-CHEMICAL FLUTING MEDIUM	0	0	0	0	0	0
4.3222	OTHER FLUTING MEDIUM	1 435	1 502	1 538	1 562	1 580	1 595
4.323	KRAFT WRAPPING AND PACKAGING	35	24	21	21	21	21
4.3231	SACK KRAFT	0	0	0	0	0	0
4.3232	OTHER KRAFT WRAPPING AND PACKAGING	35	24	21	21	21	21
4.324	FOLDING BOXBOARD	1 102	1 187	1 217	1 240	1 250	1 260
4.3241	PULP BASED FOLDING BOXBOARD	61	66	67	68	69	70
4.32411	BLEACHED CHEMICAL PULP FOLDING BOXBOARD	61	66	67	68	69	70
4.32412	OTHER PULP BASED FOLDING BOXBOARD	0	0	0	0	0	0
4.3242	WASTE PAPER BASED FOLDING BOXBOARD	1 041	1 121	1 150	1 172	1 181	1 190
4.325	OTHER WRAPPING AND PACKAGING N.E.S.	1 879	1 958	1 986	2 031	2 037	2 050
4.3251	OTHER WRAPPING PAPER	676	708	710	712	710	710
4.3252	OTHER PACKAGING PAPERBOARD	1 203	1 250	1 276	1 319	1 327	1 340
4.33	OTHER PAPER AND PAPERBOARD N.E.S. TOTAL	1 091	1 171	1 221	1 261	1 278	1 295
4.331	OTHER PAPER N.E.S.	997	1 062	1 106	1 145	1 156	1 170
4.332	OTHER PAPERBOARD N.E.S.	94	109	115	116	122	125

GREECE

	PROCESS	1994 TOTAL CAPA-CITY	1994 OF WHICH MARKET PULP	1995 TOTAL CAPA-CITY	1995 OF WHICH MARKET PULP	1996 TOTAL CAPA-CITY	1996 OF WHICH MARKET PULP	1997 TOTAL CAPA-CITY	1997 OF WHICH MARKET PULP	1998 TOTAL CAPA-CITY	1999 TOTAL CAPA-CITY
		1000 METRIC TONS (AIR DRY) PER YEAR									
1	WOOD PULP FOR PAPER AND PAPERBOARD	25	0	25	0	26	0	28	0	30	30
1.1	MECHANICAL PULP	0	0	0	0	0	0	0	0	0	0
1.11	MECHANICAL NON-CONIFEROUS PULP	0	0	0	0	0	0	0	0	0	0
1.12	MECHANICAL CONIFEROUS PULP	0	0	0	0	0	0	0	0	0	0
1.2	THERMO-MECHANICAL PULP	25	0	25	0	26	0	28	0	30	30
1.21	THERMO-MECHANICAL NON-CONIFEROUS PULP	.	.	.	.	.	.	.	.	.	.
1.22	THERMO-MECHANICAL CONIFEROUS PULP	.	.	.	.	.	.	.	.	.	.
1.3	SEMI-CHEMICAL PULP	0	0	0	0	0	0	0	0	0	0
1.31	SEMI-CHEMICAL NON-CONIFEROUS PULP	0	0	0	0	0	0	0	0	0	0
1.32	SEMI-CHEMICAL CONIFEROUS PULP	0	0	0	0	0	0	0	0	0	0
1.4	*CHEMICAL PULP TOTAL*	0	0	0	0	0	0	0	0	0	0
1.41	UNBLEACHED SULPHITE PULP	0	0	0	0	0	0	0	0	0	0
1.411	UNBLEACHED NON-CONIFEROUS SULPHITE PULP	0	0	0	0	0	0	0	0	0	0
1.412	UNBLEACHED CONIFEROUS SULPHITE PULP	0	0	0	0	0	0	0	0	0	0
1.42	BLEACHED SULPHITE PULP	0	0	0	0	0	0	0	0	0	0
1.421	BLEACHED NON-CONIFEROUS SULPHITE PULP	0	0	0	0	0	0	0	0	0	0
1.422	BLEACHED CONIFEROUS SULPHITE PULP	0	0	0	0	0	0	0	0	0	0
1.43	UNBLEACHED SULPHATE PULP	0	0	0	0	0	0	0	0	0	0
1.431	UNBLEACHED NON-CONIFEROUS SULPHATE PULP	0	0	0	0	0	0	0	0	0	0
1.432	UNBLEACHED CONIFEROUS SULPHATE PULP	0	0	0	0	0	0	0	0	0	0
1.44	BLEACHED SULPHATE+SODA PULP	0	0	0	0	0	0	0	0	0	0
1.441	BLEACHED NON-CONIFEROUS SULPHATE+SODA PULP	0	0	0	0	0	0	0	0	0	0
1.442	BLEACHED CONIFEROUS SULPHATE+SODA PULP	0	0	0	0	0	0	0	0	0	0
2	PULP OF OTHER FIBRE FOR PAPER AND BOARD	150	0	150	0	155	0	160	0	160	160
2.1	PULP OF STRAW	10	0	10	0	12	0	15	0	15	15
2.2	PULP OF BAGASSE	0	0	0	0	0	0	0	0	0	0
2.3	PULP OF BAMBOO	0	0	0	0	0	0	0	0	0	0
2.4	PULP OF OTHER FIBRE	140	0	140	0	143	0	145	0	145	145
3	DISSOLVING PULP,WOOD+OTHER RAW MATERIALS	0	0	0	0	0	0	0	0	0	0
3.1	NON-CONIFEROUS DISSOLVING PULP	0	0	0	0	0	0	0	0	0	0
3.2	CONIFEROUS DISSOLVING PULP	0	0	0	0	0	0	0	0	0	0

		1994	1995	1996	1997	1998	1999
		TOTAL CAPACITY IN 1000 METRIC TONS PER YEAR					
4	PAPER AND PAPERBOARD	750	750	770	800	850	850
4.1	NEWSPRINT	9	9	9	10	10	10
4.2	OTHER PRINTING AND WRITING PAPER	125	125	128	133	142	142
4.21	COATED PRINTING AND WRITING PAPER	5	5	5	6	7	7
4.211	COATED WOOD CONTAINING PRINT&WRITING PAPER	.	.	.	.	.	.
4.212	COATED WOODFREE PRINTING & WRITING PAPER	.	.	.	.	.	.
4.22	UNCOATED PRINTING AND WRITING PAPER	120	120	123	127	135	135
4.221	UNCOATED WOOD CONTAINING PRINT&WRIT PAPER	.	.	.	.	.	.
4.222	UNCOATED WOODFREE PRINTING & WRIT PAPER	.	.	.	.	.	.
4.3	OTHER PAPER AND PAPERBOARD	616	616	633	657	698	698
4.31	HOUSEHOLD AND SANITARY PAPER	247	247	254	263	280	280
4.32	WRAPPING AND PACKAGING PAPER AND BOARD	325	325	334	347	368	368
4.321	LINERBOARD	14	14	14	15	16	16
4.3211	KRAFT LINER	14	14	14	15	16	16
4.32111	UNBLEACHED KRAFT LINER	0	0	0	0	0	0
4.32112	BLEACHED KRAFT LINER	0	0	0	0	0	0
4.3212	OTHER LINERBOARD	0	0	0	0	0	0
4.322	FLUTING MEDIUM	71	71	73	76	80	80
4.3221	SEMI-CHEMICAL FLUTING MEDIUM	.	.	.	.	.	.
4.3222	OTHER FLUTING MEDIUM	.	.	.	.	.	.
4.323	KRAFT WRAPPING AND PACKAGING	12	12	12	13	14	14
4.3231	SACK KRAFT	.	.	.	.	.	.
4.3232	OTHER KRAFT WRAPPING AND PACKAGING	.	.	.	.	.	.
4.324	FOLDING BOXBOARD	138	138	142	147	156	156
4.3241	PULP BASED FOLDING BOXBOARD	104	104	107	111	118	118
4.32411	BLEACHED CHEMICAL PULP FOLDING BOXBOARD	104	104	107	111	118	118
4.32412	OTHER PULP BASED FOLDING BOXBOARD	0	0	0	0	0	0
4.3242	WASTE PAPER BASED FOLDING BOXBOARD	34	34	35	36	38	38
4.325	OTHER WRAPPING AND PACKAGING N.E.S.	90	90	93	96	102	102
4.3251	OTHER WRAPPING PAPER	4	4	4	4	5	5
4.3252	OTHER PACKAGING PAPERBOARD	86	86	89	92	97	97
4.33	OTHER PAPER AND PAPERBOARD N.E.S. TOTAL	44	44	45	47	50	50
4.331	OTHER PAPER N.E.S.	.	.	.	.	.	.
4.332	OTHER PAPERBOARD N.E.S.	.	.	.	.	.	.

GUATEMALA

	PROCESS	1994 TOTAL CAPA-CITY	1994 OF WHICH MARKET PULP	1995 TOTAL CAPA-CITY	1995 OF WHICH MARKET PULP	1996 TOTAL CAPA-CITY	1996 OF WHICH MARKET PULP	1997 TOTAL CAPA-CITY	1997 OF WHICH MARKET PULP	1998 TOTAL CAPA-CITY	1999 TOTAL CAPA-CITY
		1000 METRIC TONS (AIR DRY) PER YEAR									
1	WOOD PULP FOR PAPER AND PAPERBOARD	0	0	0	0	0	0	0	0	0	0
1.1	MECHANICAL PULP	0	0	0	0	0	0	0	0	0	0
1.11	MECHANICAL NON-CONIFEROUS PULP	0	0	0	0	0	0	0	0	0	0
1.12	MECHANICAL CONIFEROUS PULP	0	0	0	0	0	0	0	0	0	0
1.2	THERMO-MECHANICAL PULP	0	0	0	0	0	0	0	0	0	0
1.21	THERMO-MECHANICAL NON-CONIFEROUS PULP	0	0	0	0	0	0	0	0	0	0
1.22	THERMO-MECHANICAL CONIFEROUS PULP	0	0	0	0	0	0	0	0	0	0
1.3	SEMI-CHEMICAL PULP	0	0	0	0	0	0	0	0	0	0
1.31	SEMI-CHEMICAL NON-CONIFEROUS PULP	0	0	0	0	0	0	0	0	0	0
1.32	SEMI-CHEMICAL CONIFEROUS PULP	0	0	0	0	0	0	0	0	0	0
1.4	CHEMICAL PULP TOTAL	0	0	0	0	0	0	0	0	0	0
1.41	UNBLEACHED SULPHITE PULP	0	0	0	0	0	0	0	0	0	0
1.411	UNBLEACHED NON-CONIFEROUS SULPHITE PULP	0	0	0	0	0	0	0	0	0	0
1.412	UNBLEACHED CONIFEROUS SULPHITE PULP	0	0	0	0	0	0	0	0	0	0
1.42	BLEACHED SULPHITE PULP	0	0	0	0	0	0	0	0	0	0
1.421	BLEACHED NON-CONIFEROUS SULPHITE PULP	0	0	0	0	0	0	0	0	0	0
1.422	BLEACHED CONIFEROUS SULPHITE PULP	0	0	0	0	0	0	0	0	0	0
1.43	UNBLEACHED SULPHATE PULP	0	0	0	0	0	0	0	0	0	0
1.431	UNBLEACHED NON-CONIFEROUS SULPHATE PULP	0	0	0	0	0	0	0	0	0	0
1.432	UNBLEACHED CONIFEROUS SULPHATE PULP	0	0	0	0	0	0	0	0	0	0
1.44	BLEACHED SULPHATE+SODA PULP	0	0	0	0	0	0	0	0	0	0
1.441	BLEACHED NON-CONIFEROUS SULPHATE+SODA PULP	0	0	0	0	0	0	0	0	0	0
1.442	BLEACHED CONIFEROUS SULPHATE+SODA PULP	0	0	0	0	0	0	0	0	0	0
2	PULP OF OTHER FIBRE FOR PAPER AND BOARD	0	0	0	0	0	0	0	0	0	0
2.1	PULP OF STRAW	0	0	0	0	0	0	0	0	0	0
2.2	PULP OF BAGASSE	0	0	0	0	0	0	0	0	0	0
2.3	PULP OF BAMBOO	0	0	0	0	0	0	0	0	0	0
2.4	PULP OF OTHER FIBRE	0	0	0	0	0	0	0	0	0	0
3	DISSOLVING PULP,WOOD+OTHER RAW MATERIALS	0	0	0	0	0	0	0	0	0	0
3.1	NON-CONIFEROUS DISSOLVING PULP	0	0	0	0	0	0	0	0	0	0
3.2	CONIFEROUS DISSOLVING PULP	0	0	0	0	0	0	0	0	0	0

		1994	1995	1996	1997	1998	1999
		TOTAL CAPACITY iN 1000 METRIC TONS PER YEAR					
4	PAPER AND PAPERBOARD	46	46	46	46	46	46
4.1	NEWSPRINT	0	0	0	0	0	0
4.2	OTHER PRINTING AND WRITING PAPER	16	16	16	16	16	16
4.21	COATED PRINTING AND WRITING PAPER	0	0	0	0	0	0
4.211	COATED WOOD CONTAINING PRINT&WRITING PAPER	0	0	0	0	0	0
4.212	COATED WOODFREE PRINTING & WRITING PAPER	0	0	0	0	0	0
4.22	UNCOATED PRINTING AND WRITING PAPER	16	16	16	16	16	16
4.221	UNCOATED WOOD CONTAINING PRINT&WRIT PAPER	.	.	.	.	.	.
4.222	UNCOATED WOODFREE PRINTING & WRIT PAPER	.	.	.	.	.	.
4.3	OTHER PAPER AND PAPERBOARD	30	30	30	30	30	30
4.31	HOUSEHOLD AND SANITARY PAPER	4	4	4	4	4	4
4.32	WRAPPING AND PACKAGING PAPER AND BOARD	18	18	18	18	18	18
4.321	LINERBOARD	0	0	0	0	0	0
4.3211	KRAFT LINER	0	0	0	0	0	0
4.32111	UNBLEACHED KRAFT LINER	0	0	0	0	0	0
4.32112	BLEACHED KRAFT LINER	0	0	0	0	0	0
4.3212	OTHER LINERBOARD	0	0	0	0	0	0
4.322	FLUTING MEDIUM	0	0	0	0	0	0
4.3221	SEMI-CHEMICAL FLUTING MEDIUM	0	0	0	0	0	0
4.3222	OTHER FLUTING MEDIUM	0	0	0	0	0	0
4.323	KRAFT WRAPPING AND PACKAGING	13	13	13	13	13	13
4.3231	SACK KRAFT	0	0	0	0	0	0
4.3232	OTHER KRAFT WRAPPING AND PACKAGING	13	13	13	13	13	13
4.324	FOLDING BOXBOARD	5	5	5	5	5	5
4.3241	PULP BASED FOLDING BOXBOARD	0	0	0	0	0	0
4.32411	BLEACHED CHEMICAL PULP FOLDING BOXBOARD	0	0	0	0	0	0
4.32412	OTHER PULP BASED FOLDING BOXBOARD	0	0	0	0	0	0
4.3242	WASTE PAPER BASED FOLDING BOXBOARD	5	5	5	5	5	5
4.325	OTHER WRAPPING AND PACKAGING N.E.S.	0	0	0	0	0	0
4.3251	OTHER WRAPPING PAPER	0	0	0	0	0	0
4.3252	OTHER PACKAGING PAPERBOARD	0	0	0	0	0	0
4.33	OTHER PAPER AND PAPERBOARD N.E.S. TOTAL	8	8	8	8	8	8
4.331	OTHER PAPER N.E.S.	0	0	0	0	0	0
4.332	OTHER PAPERBOARD N.E.S.	8	8	8	8	8	8

HONDURAS

	PROCESS	1994 TOTAL CAPA-CITY	1994 OF WHICH MARKET PULP	1995 TOTAL CAPA-CITY	1995 OF WHICH MARKET PULP	1996 TOTAL CAPA-CITY	1996 OF WHICH MARKET PULP	1997 TOTAL CAPA-CITY	1997 OF WHICH MARKET PULP	1998 TOTAL CAPA-CITY	1999 TOTAL CAPA-CITY
		1000 METRIC TONS (AIR DRY) PER YEAR									
1	WOOD PULP FOR PAPER AND PAPERBOARD	0	0	0	0	0	0	0	0	0	0
1.1	MECHANICAL PULP	0	0	0	0	0	0	0	0	0	0
1.11	MECHANICAL NON-CONIFEROUS PULP	0	0	0	0	0	0	0	0	0	0
1.12	MECHANICAL CONIFEROUS PULP	0	0	0	0	0	0	0	0	0	0
1.2	THERMO-MECHANICAL PULP	0	0	0	0	0	0	0	0	0	0
1.21	THERMO-MECHANICAL NON-CONIFEROUS PULP	0	0	0	0	0	0	0	0	0	0
1.22	THERMO-MECHANICAL CONIFEROUS PULP	0	0	0	0	0	0	0	0	0	0
1.3	SEMI-CHEMICAL PULP	0	0	0	0	0	0	0	0	0	0
1.31	SEMI-CHEMICAL NON-CONIFEROUS PULP	0	0	0	0	0	0	0	0	0	0
1.32	SEMI-CHEMICAL CONIFEROUS PULP	0	0	0	0	0	0	0	0	0	0
1.4	CHEMICAL PULP TOTAL	0	0	0	0	0	0	0	0	0	0
1.41	UNBLEACHED SULPHITE PULP	0	0	0	0	0	0	0	0	0	0
1.411	UNBLEACHED NON-CONIFEROUS SULPHITE PULP	0	0	0	0	0	0	0	0	0	0
1.412	UNBLEACHED CONIFEROUS SULPHITE PULP	0	0	0	0	0	0	0	0	0	0
1.42	BLEACHED SULPHITE PULP	0	0	0	0	0	0	0	0	0	0
1.421	BLEACHED NON-CONIFEROUS SULPHITE PULP	0	0	0	0	0	0	0	0	0	0
1.422	BLEACHED CONIFEROUS SULPHITE PULP	0	0	0	0	0	0	0	0	0	0
1.43	UNBLEACHED SULPHATE PULP	0	0	0	0	0	0	0	0	0	0
1.431	UNBLEACHED NON-CONIFEROUS SULPHATE PULP	0	0	0	0	0	0	0	0	0	0
1.432	UNBLEACHED CONIFEROUS SULPHATE PULP	0	0	0	0	0	0	0	0	0	0
1.44	BLEACHED SULPHATE+SODA PULP	0	0	0	0	0	0	0	0	0	0
1.441	BLEACHED NON-CONIFEROUS SULPHATE+SODA PULP	0	0	0	0	0	0	0	0	0	0
1.442	BLEACHED CONIFEROUS SULPHATE+SODA PULP	0	0	0	0	0	0	0	0	0	0
2	PULP OF OTHER FIBRE FOR PAPER AND BOARD	0	0	0	0	0	0	0	0	0	0
2.1	PULP OF STRAW	0	0	0	0	0	0	0	0	0	0
2.2	PULP OF BAGASSE	0	0	0	0	0	0	0	0	0	0
2.3	PULP OF BAMBOO	0	0	0	0	0	0	0	0	0	0
2.4	PULP OF OTHER FIBRE	0	0	0	0	0	0	0	0	0	0
3	DISSOLVING PULP,WOOD+OTHER RAW MATERIALS	0	0	0	0	0	0	0	0	0	0
3.1	NON-CONIFEROUS DISSOLVING PULP	0	0	0	0	0	0	0	0	0	0
3.2	CONIFEROUS DISSOLVING PULP	0	0	0	0	0	0	0	0	0	0

		1994	1995	1996	1997	1998	1999
		TOTAL CAPACITY IN 1000 METRIC TONS PER YEAR					
4	PAPER AND PAPERBOARD	0	0	0	0	0	0
4.1	NEWSPRINT	0	0	0	0	0	0
4.2	OTHER PRINTING AND WRITING PAPER	0	0	0	0	0	0
4.21	COATED PRINTING AND WRITING PAPER	0	0	0	0	0	0
4.211	COATED WOOD CONTAINING PRINT&WRITING PAPER	0	0	0	0	0	0
4.212	COATED WOODFREE PRINTING & WRITING PAPER	0	0	0	0	0	0
4.22	UNCOATED PRINTING AND WRITING PAPER	0	0	0	0	0	0
4.221	UNCOATED WOOD CONTAINING PRINT&WRIT PAPER	0	0	0	0	0	0
4.222	UNCOATED WOODFREE PRINTING & WRIT PAPER	0	0	0	0	0	0
4.3	OTHER PAPER AND PAPERBOARD	0	0	0	0	0	0
4.31	HOUSEHOLD AND SANITARY PAPER	0	0	0	0	0	0
4.32	WRAPPING AND PACKAGING PAPER AND BOARD	0	0	0	0	0	0
4.321	LINERBOARD	0	0	0	0	0	0
4.3211	KRAFT LINER	0	0	0	0	0	0
4.32111	UNBLEACHED KRAFT LINER	0	0	0	0	0	0
4.32112	BLEACHED KRAFT LINER	0	0	0	0	0	0
4.3212	OTHER LINERBOARD	0	0	0	0	0	0
4.322	FLUTING MEDIUM	0	0	0	0	0	0
4.3221	SEMI-CHEMICAL FLUTING MEDIUM	0	0	0	0	0	0
4.3222	OTHER FLUTING MEDIUM	0	0	0	0	0	0
4.323	KRAFT WRAPPING AND PACKAGING	0	0	0	0	0	0
4.3231	SACK KRAFT	0	0	0	0	0	0
4.3232	OTHER KRAFT WRAPPING AND PACKAGING	0	0	0	0	0	0
4.324	FOLDING BOXBOARD	0	0	0	0	0	0
4.3241	PULP BASED FOLDING BOXBOARD	0	0	0	0	0	0
4.32411	BLEACHED CHEMICAL PULP FOLDING BOXBOARD	0	0	0	0	0	0
4.32412	OTHER PULP BASED FOLDING BOXBOARD	0	0	0	0	0	0
4.3242	WASTE PAPER BASED FOLDING BOXBOARD	0	0	0	0	0	0
4.325	OTHER WRAPPING AND PACKAGING N.E.S.	0	0	0	0	0	0
4.3251	OTHER WRAPPING PAPER	0	0	0	0	0	0
4.3252	OTHER PACKAGING PAPERBOARD	0	0	0	0	0	0
4.33	OTHER PAPER AND PAPERBOARD N.E.S. TOTAL	0	0	0	0	0	0
4.331	OTHER PAPER N.E.S.	0	0	0	0	0	0
4.332	OTHER PAPERBOARD N.E.S.	0	0	0	0	0	0

*)

HONG KONG

	PROCESS	1994 TOTAL CAPA-CITY	1994 OF WHICH MARKET PULP	1995 TOTAL CAPA-CITY	1995 OF WHICH MARKET PULP	1996 TOTAL CAPA-CITY	1996 OF WHICH MARKET PULP	1997 TOTAL CAPA-CITY	1997 OF WHICH MARKET PULP	1998 TOTAL CAPA-CITY	1999 TOTAL CAPA-CITY
		1000 METRIC TONS (AIR DRY) PER YEAR									
1	WOOD PULP FOR PAPER AND PAPERBOARD	0	0	0	0	0	0	0	0	0	0
1.1	MECHANICAL PULP	0	0	0	0	0	0	0	0	0	0
1.11	MECHANICAL NON-CONIFEROUS PULP	0	0	0	0	0	0	0	0	0	0
1.12	MECHANICAL CONIFEROUS PULP	0	0	0	0	0	0	0	0	0	0
1.2	THERMO-MECHANICAL PULP	0	0	0	0	0	0	0	0	0	0
1.21	THERMO-MECHANICAL NON-CONIFEROUS PULP	0	0	0	0	0	0	0	0	0	0
1.22	THERMO-MECHANICAL CONIFEROUS PULP	0	0	0	0	0	0	0	0	0	0
1.3	SEMI-CHEMICAL PULP	0	0	0	0	0	0	0	0	0	0
1.31	SEMI-CHEMICAL NON-CONIFEROUS PULP	0	0	0	0	0	0	0	0	0	0
1.32	SEMI-CHEMICAL CONIFEROUS PULP	0	0	0	0	0	0	0	0	0	0
1.4	CHEMICAL PULP TOTAL	0	0	0	0	0	0	0	0	0	0
1.41	UNBLEACHED SULPHITE PULP	0	0	0	0	0	0	0	0	0	0
1.411	UNBLEACHED NON-CONIFEROUS SULPHITE PULP	0	0	0	0	0	0	0	0	0	0
1.412	UNBLEACHED CONIFEROUS SULPHITE PULP	0	0	0	0	0	0	0	0	0	0
1.42	BLEACHED SULPHITE PULP	0	0	0	0	0	0	0	0	0	0
1.421	BLEACHED NON-CONIFEROUS SULPHITE PULP	0	0	0	0	0	0	0	0	0	0
1.422	BLEACHED CONIFEROUS SULPHITE PULP	0	0	0	0	0	0	0	0	0	0
1.43	UNBLEACHED SULPHATE PULP	0	0	0	0	0	0	0	0	0	0
1.431	UNBLEACHED NON-CONIFEROUS SULPHATE PULP	0	0	0	0	0	0	0	0	0	0
1.432	UNBLEACHED CONIFEROUS SULPHATE PULP	0	0	0	0	0	0	0	0	0	0
1.44	BLEACHED SULPHATE+SODA PULP	0	0	0	0	0	0	0	0	0	0
1.441	BLEACHED NON-CONIFEROUS SULPHATE+SODA PULP	0	0	0	0	0	0	0	0	0	0
1.442	BLEACHED CONIFEROUS SULPHATE+SODA PULP	0	0	0	0	0	0	0	0	0	0
2	PULP OF OTHER FIBRE FOR PAPER AND BOARD	0	0	0	0	0	0	0	0	0	0
2.1	PULP OF STRAW	0	0	0	0	0	0	0	0	0	0
2.2	PULP OF BAGASSE	0	0	0	0	0	0	0	0	0	0
2.3	PULP OF BAMBOO	0	0	0	0	0	0	0	0	0	0
2.4	PULP OF OTHER FIBRE	0	0	0	0	0	0	0	0	0	0
3	DISSOLVING PULP,WOOD+OTHER RAW MATERIALS	0	0	0	0	0	0	0	0	0	0
3.1	NON-CONIFEROUS DISSOLVING PULP	0	0	0	0	0	0	0	0	0	0
3.2	CONIFEROUS DISSOLVING PULP	0	0	0	0	0	0	0	0	0	0

		1994	1995	1996	1997	1998	1999
		TOTAL CAPACITY IN 1000 METRIC TONS PER YEAR					
4	PAPER AND PAPERBOARD	53	53	53	53	53	53
4.1	NEWSPRINT	0	0	0	0	0	0
4.2	OTHER PRINTING AND WRITING PAPER	0	0	0	0	0	0
4.21	COATED PRINTING AND WRITING PAPER	0	0	0	0	0	0
4.211	COATED WOOD CONTAINING PRINT&WRITING PAPER	0	0	0	0	0	0
4.212	COATED WOODFREE PRINTING & WRITING PAPER	0	0	0	0	0	0
4.22	UNCOATED PRINTING AND WRITING PAPER	0	0	0	0	0	0
4.221	UNCOATED WOOD CONTAINING PRINT&WRIT PAPER	0	0	0	0	0	0
4.222	UNCOATED WOODFREE PRINTING & WRIT PAPER	0	0	0	0	0	0
4.3	OTHER PAPER AND PAPERBOARD	53	53	53	53	53	53
4.31	HOUSEHOLD AND SANITARY PAPER	1	1	1	1	1	1
4.32	WRAPPING AND PACKAGING PAPER AND BOARD	52	52	52	52	52	52
4.321	LINERBOARD	0	0	0	0	0	0
4.3211	KRAFT LINER	0	0	0	0	0	0
4.32111	UNBLEACHED KRAFT LINER	0	0	0	0	0	0
4.32112	BLEACHED KRAFT LINER	0	0	0	0	0	0
4.3212	OTHER LINERBOARD	0	0	0	0	0	0
4.322	FLUTING MEDIUM	52	52	52	52	52	52
4.3221	SEMI-CHEMICAL FLUTING MEDIUM	0	0	0	0	0	0
4.3222	OTHER FLUTING MEDIUM	52	52	52	52	52	52
4.323	KRAFT WRAPPING AND PACKAGING	0	0	0	0	0	0
4.3231	SACK KRAFT	0	0	0	0	0	0
4.3232	OTHER KRAFT WRAPPING AND PACKAGING	0	0	0	0	0	0
4.324	FOLDING BOXBOARD	0	0	0	0	0	0
4.3241	PULP BASED FOLDING BOXBOARD	0	0	0	0	0	0
4.32411	BLEACHED CHEMICAL PULP FOLDING BOXBOARD	0	0	0	0	0	0
4.32412	OTHER PULP BASED FOLDING BOXBOARD	0	0	0	0	0	0
4.3242	WASTE PAPER BASED FOLDING BOXBOARD	0	0	0	0	0	0
4.325	OTHER WRAPPING AND PACKAGING N.E.S.	0	0	0	0	0	0
4.3251	OTHER WRAPPING PAPER	0	0	0	0	0	0
4.3252	OTHER PACKAGING PAPERBOARD	0	0	0	0	0	0
4.33	OTHER PAPER AND PAPERBOARD N.E.S. TOTAL	0	0	0	0	0	0
4.331	OTHER PAPER N.E.S.	0	0	0	0	0	0
4.332	OTHER PAPERBOARD N.E.S.	0	0	0	0	0	0

*)

HUNGARY

	PROCESS	1994 TOTAL CAPA-CITY	1994 OF WHICH MARKET PULP	1995 TOTAL CAPA-CITY	1995 OF WHICH MARKET PULP	1996 TOTAL CAPA-CITY	1996 OF WHICH MARKET PULP	1997 TOTAL CAPA-CITY	1997 OF WHICH MARKET PULP	1998 TOTAL CAPA-CITY	1999 TOTAL CAPA-CITY
		1000 METRIC TONS (AIR DRY) PER YEAR									
1	WOOD PULP FOR PAPER AND PAPERBOARD	0	0	0	0	0	0	0	0	0	0
1.1	MECHANICAL PULP	0	0	0	0	0	0	0	0	0	0
1.11	MECHANICAL NON-CONIFEROUS PULP	0	0	0	0	0	0	0	0	0	0
1.12	MECHANICAL CONIFEROUS PULP	0	0	0	0	0	0	0	0	0	0
1.2	THERMO-MECHANICAL PULP	0	0	0	0	0	0	0	0	0	0
1.21	THERMO-MECHANICAL NON-CONIFEROUS PULP	0	0	0	0	0	0	0	0	0	0
1.22	THERMO-MECHANICAL CONIFEROUS PULP	0	0	0	0	0	0	0	0	0	0
1.3	SEMI-CHEMICAL PULP	0	0	0	0	0	0	0	0	0	0
1.31	SEMI-CHEMICAL NON-CONIFEROUS PULP	0	0	0	0	0	0	0	0	0	0
1.32	SEMI-CHEMICAL CONIFEROUS PULP	0	0	0	0	0	0	0	0	0	0
1.4	CHEMICAL PULP TOTAL	0	0	0	0	0	0	0	0	0	0
1.41	UNBLEACHED SULPHITE PULP	0	0	0	0	0	0	0	0	0	0
1.411	UNBLEACHED NON-CONIFEROUS SULPHITE PULP	0	0	0	0	0	0	0	0	0	0
1.412	UNBLEACHED CONIFEROUS SULPHITE PULP	0	0	0	0	0	0	0	0	0	0
1.42	BLEACHED SULPHITE PULP	0	0	0	0	0	0	0	0	0	0
1.421	BLEACHED NON-CONIFEROUS SULPHITE PULP	0	0	0	0	0	0	0	0	0	0
1.422	BLEACHED CONIFEROUS SULPHITE PULP	0	0	0	0	0	0	0	0	0	0
1.43	UNBLEACHED SULPHATE PULP	0	0	0	0	0	0	0	0	0	0
1.431	UNBLEACHED NON-CONIFEROUS SULPHATE PULP	0	0	0	0	0	0	0	0	0	0
1.432	UNBLEACHED CONIFEROUS SULPHATE PULP	0	0	0	0	0	0	0	0	0	0
1.44	BLEACHED SULPHATE+SODA PULP	0	0	0	0	0	0	0	0	0	0
1.441	BLEACHED NON-CONIFEROUS SULPHATE+SODA PULP	0	0	0	0	0	0	0	0	0	0
1.442	BLEACHED CONIFEROUS SULPHATE+SODA PULP	0	0	0	0	0	0	0	0	0	0
2	PULP OF OTHER FIBRE FOR PAPER AND BOARD	7	0	7	0	7	0	7	0	7	7
2.1	PULP OF STRAW	7	0	7	0	7	0	7	0	7	7
2.2	PULP OF BAGASSE	0	0	0	0	0	0	0	0	0	0
2.3	PULP OF BAMBOO	0	0	0	0	0	0	0	0	0	0
2.4	PULP OF OTHER FIBRE	0	0	0	0	0	0	0	0	0	0
3	DISSOLVING PULP,WOOD+OTHER RAW MATERIALS	0	0	0	0	0	0	0	0	0	0
3.1	NON-CONIFEROUS DISSOLVING PULP	0	0	0	0	0	0	0	0	0	0
3.2	CONIFEROUS DISSOLVING PULP	0	0	0	0	0	0	0	0	0	0

		1994	1995	1996	1997	1998	1999
		TOTAL CAPACITY IN 1000 METRIC TONS PER YEAR					
4	PAPER AND PAPERBOARD	426	442	439	447	447	453
4.1	NEWSPRINT	0	0	0	0	0	0
4.2	OTHER PRINTING AND WRITING PAPER	164	164	161	161	161	161
4.21	COATED PRINTING AND WRITING PAPER	40	40	40	40	40	40
4.211	COATED WOOD CONTAINING PRINT&WRITING PAPER	0	0	0	0	0	0
4.212	COATED WOODFREE PRINTING & WRITING PAPER	40	40	40	40	40	40
4.22	UNCOATED PRINTING AND WRITING PAPER	124	124	121	121	121	121
4.221	UNCOATED WOOD CONTAINING PRINT&WRIT PAPER	36	36	36	36	36	36
4.222	UNCOATED WOODFREE PRINTING & WRIT PAPER	88	88	85	85	85	85
4.3	OTHER PAPER AND PAPERBOARD	262	278	278	286	286	292
4.31	HOUSEHOLD AND SANITARY PAPER	34	44	44	44	44	44
4.32	WRAPPING AND PACKAGING PAPER AND BOARD	226	232	232	240	240	246
4.321	LINERBOARD	28	28	28	28	28	28
4.3211	KRAFT LINER	0	0	0	0	0	0
4.32111	UNBLEACHED KRAFT LINER	0	0	0	0	0	0
4.32112	BLEACHED KRAFT LINER	0	0	0	0	0	0
4.3212	OTHER LINERBOARD	28	28	28	28	28	28
4.322	FLUTING MEDIUM	106	106	106	106	106	106
4.3221	SEMI-CHEMICAL FLUTING MEDIUM	0	0	0	0	0	0
4.3222	OTHER FLUTING MEDIUM	106	106	106	106	106	106
4.323	KRAFT WRAPPING AND PACKAGING	36	36	36	36	36	36
4.3231	SACK KRAFT	32	32	32	32	32	32
4.3232	OTHER KRAFT WRAPPING AND PACKAGING	4	4	4	4	4	4
4.324	FOLDING BOXBOARD	36	42	42	50	50	56
4.3241	PULP BASED FOLDING BOXBOARD	0	0	0	0	0	0
4.32411	BLEACHED CHEMICAL PULP FOLDING BOXBOARD	0	0	0	0	0	0
4.32412	OTHER PULP BASED FOLDING BOXBOARD	0	0	0	0	0	0
4.3242	WASTE PAPER BASED FOLDING BOXBOARD	36	42	42	50	50	56
4.325	OTHER WRAPPING AND PACKAGING N.E.S.	20	20	20	20	20	20
4.3251	OTHER WRAPPING PAPER	20	20	20	20	20	20
4.3252	OTHER PACKAGING PAPERBOARD	0	0	0	0	0	0
4.33	OTHER PAPER AND PAPERBOARD N.E.S. TOTAL	2	2	2	2	2	2
4.331	OTHER PAPER N.E.S.	2	2	2	2	2	2
4.332	OTHER PAPERBOARD N.E.S.	0	0	0	0	0	0

INDIA

	PROCESS	1994 TOTAL CAPA-CITY	1994 OF WHICH MARKET PULP	1995 TOTAL CAPA-CITY	1995 OF WHICH MARKET PULP	1996 TOTAL CAPA-CITY	1996 OF WHICH MARKET PULP	1997 TOTAL CAPA-CITY	1997 OF WHICH MARKET PULP	1998 TOTAL CAPA-CITY	1999 TOTAL CAPA-CITY
		1000 METRIC TONS (AIR DRY) PER YEAR									
1	WOOD PULP FOR PAPER AND PAPERBOARD	1 100	192	1 100	299	1 197	467	1 218	467	1 264	1 264
1.1	MECHANICAL PULP	250	42	250	53	250	93	250	93	250	250
1.11	MECHANICAL NON-CONIFEROUS PULP	250	42	250	53	250	93	250	93	250	250
1.12	MECHANICAL CONIFEROUS PULP	0	0	0	0	0	0	0	0	0	0
1.2	THERMO-MECHANICAL PULP	0	0	0	0	0	0	0	0	0	0
1.21	THERMO-MECHANICAL NON-CONIFEROUS PULP	0	0	0	0	0	0	0	0	0	0
1.22	THERMO-MECHANICAL CONIFEROUS PULP	0	0	0	0	0	0	0	0	0	0
1.3	SEMI-CHEMICAL PULP	0	0	0	0	0	0	0	0	0	0
1.31	SEMI-CHEMICAL NON-CONIFEROUS PULP	0	0	0	0	0	0	0	0	0	0
1.32	SEMI-CHEMICAL CONIFEROUS PULP	0	0	0	0	0	0	0	0	0	0
1.4	CHEMICAL PULP TOTAL	850	150	850	246	947	374	968	374	1 014	1 014
1.41	UNBLEACHED SULPHITE PULP	0	0	0	0	0	0	0	0	0	0
1.411	UNBLEACHED NON-CONIFEROUS SULPHITE PULP	0	0	0	0	0	0	0	0	0	0
1.412	UNBLEACHED CONIFEROUS SULPHITE PULP	0	0	0	0	0	0	0	0	0	0
1.42	BLEACHED SULPHITE PULP	0	0	0	0	0	0	0	0	0	0
1.421	BLEACHED NON-CONIFEROUS SULPHITE PULP	0	0	0	0	0	0	0	0	0	0
1.422	BLEACHED CONIFEROUS SULPHITE PULP	0	0	0	0	0	0	0	0	0	0
1.43	UNBLEACHED SULPHATE PULP	181	27	181	27	186	27	186	27	186	186
1.431	UNBLEACHED NON-CONIFEROUS SULPHATE PULP	181	27	181	27	186	27	186	27	186	186
1.432	UNBLEACHED CONIFEROUS SULPHATE PULP	0	0	0	0	0	0	0	0	0	0
1.44	BLEACHED SULPHATE+SODA PULP	669	123	669	219	761	347	782	347	828	828
1.441	BLEACHED NON-CONIFEROUS SULPHATE+SODA PULP	669	84	669	140	761	206	782	206	828	828
1.442	BLEACHED CONIFEROUS SULPHATE+SODA PULP	0	39	0	79	0	141	0	141	0	0
2	PULP OF OTHER FIBRE FOR PAPER AND BOARD	1 363	0	1 523	0	1 812	0	1 900	0	2 001	2 001
2.1	PULP OF STRAW	284	0	292	0	296	0	296	0	296	296
2.2	PULP OF BAGASSE	383	0	516	0	758	0	834	0	904	904
2.3	PULP OF BAMBOO	625	0	625	0	668	0	680	0	711	711
2.4	PULP OF OTHER FIBRE	71	0	90	0	90	0	90	0	90	90
3	DISSOLVING PULP,WOOD+OTHER RAW MATERIALS	280	0	285	0	290	0	300	0	320	320
3.1	NON-CONIFEROUS DISSOLVING PULP	280	0	285	0	290	0	300	0	320	320
3.2	CONIFEROUS DISSOLVING PULP	0	0	0	0	0	0	0	0	0	0

		1994	1995	1996	1997	1998	1999
		TOTAL CAPACITY IN 1000 METRIC TONS PER YEAR					
4	PAPER AND PAPERBOARD	3 379	3 741	4 271	4 709	4 936	4 936
4.1	NEWSPRINT	381	496	681	779	929	929
4.2	OTHER PRINTING AND WRITING PAPER	1 483	1 619	1 859	2 154	2 206	2 206
4.21	COATED PRINTING AND WRITING PAPER	259	294	318	479	486	486
4.211	COATED WOOD CONTAINING PRINT&WRITING PAPER	0	0	0	0	0	0
4.212	COATED WOODFREE PRINTING & WRITING PAPER	259	294	318	479	486	486
4.22	UNCOATED PRINTING AND WRITING PAPER	1 224	1 325	1 541	1 675	1 720	1 720
4.221	UNCOATED WOOD CONTAINING PRINT&WRIT PAPER	0	0	0	0	0	0
4.222	UNCOATED WOODFREE PRINTING & WRIT PAPER	1 224	1 325	1 541	1 675	1 720	1 720
4.3	OTHER PAPER AND PAPERBOARD	1 515	1 626	1 731	1 776	1 801	1 801
4.31	HOUSEHOLD AND SANITARY PAPER	30	40	66	66	66	66
4.32	WRAPPING AND PACKAGING PAPER AND BOARD	1 428	1 509	1 561	1 606	1 631	1 631
4.321	LINERBOARD	310	345	354	360	367	367
4.3211	KRAFT LINER	269	304	313	319	326	326
4.32111	UNBLEACHED KRAFT LINER	260	295	304	310	317	317
4.32112	BLEACHED KRAFT LINER	9	9	9	9	9	9
4.3212	OTHER LINERBOARD	41	41	41	41	41	41
4.322	FLUTING MEDIUM	514	527	527	536	542	542
4.3221	SEMI-CHEMICAL FLUTING MEDIUM	0	0	0	0	0	0
4.3222	OTHER FLUTING MEDIUM	514	527	527	536	542	542
4.323	KRAFT WRAPPING AND PACKAGING	88	88	88	88	92	92
4.3231	SACK KRAFT	44	44	44	44	46	46
4.3232	OTHER KRAFT WRAPPING AND PACKAGING	44	44	44	44	46	46
4.324	FOLDING BOXBOARD	516	549	592	622	630	630
4.3241	PULP BASED FOLDING BOXBOARD	54	74	99	104	111	111
4.32411	BLEACHED CHEMICAL PULP FOLDING BOXBOARD	27	27	52	57	60	60
4.32412	OTHER PULP BASED FOLDING BOXBOARD	27	47	47	47	51	51
4.3242	WASTE PAPER BASED FOLDING BOXBOARD	462	475	493	518	519	519
4.325	OTHER WRAPPING AND PACKAGING N.E.S.	.	.	.	.	.	.
4.3251	OTHER WRAPPING PAPER	.	.	.	.	.	.
4.3252	OTHER PACKAGING PAPERBOARD	.	.	.	.	.	.
4.33	OTHER PAPER AND PAPERBOARD N.E.S. TOTAL	57	77	104	104	104	104
4.331	OTHER PAPER N.E.S.	57	77	104	104	104	104
4.332	OTHER PAPERBOARD N.E.S.	0	0	0	0	0	0

*)

INDONESIA

	PROCESS	1994 TOTAL CAPA-CITY	1994 OF WHICH MARKET PULP	1995 TOTAL CAPA-CITY	1995 OF WHICH MARKET PULP	1996 TOTAL CAPA-CITY	1996 OF WHICH MARKET PULP	1997 TOTAL CAPA-CITY	1997 OF WHICH MARKET PULP	1998 TOTAL CAPA-CITY	1999 TOTAL CAPA-CITY
		1000 METRIC TONS (AIR DRY) PER YEAR									
1	WOOD PULP FOR PAPER AND PAPERBOARD	827	240	1 347	240	2 233	1 126	2 933	1 826	3 433	3 653
1.1	MECHANICAL PULP	0	0	0	0	0	0	0	0	0	0
1.11	MECHANICAL NON-CONIFEROUS PULP	0	0	0	0	0	0	0	0	0	0
1.12	MECHANICAL CONIFEROUS PULP	0	0	0	0	0	0	0	0	0	0
1.2	THERMO-MECHANICAL PULP	0	0	0	0	0	0	0	0	0	0
1.21	THERMO-MECHANICAL NON-CONIFEROUS PULP	0	0	0	0	0	0	0	0	0	0
1.22	THERMO-MECHANICAL CONIFEROUS PULP	0	0	0	0	0	0	0	0	0	0
1.3	SEMI-CHEMICAL PULP	86	0	86	0	86	0	86	0	86	86
1.31	SEMI-CHEMICAL NON-CONIFEROUS PULP	86	0	86	0	86	0	86	0	86	86
1.32	SEMI-CHEMICAL CONIFEROUS PULP	0	0	0	0	0	0	0	0	0	0
1.4	CHEMICAL PULP TOTAL	741	240	1 261	240	2 147	1 126	2 847	1 826	3 347	3 567
1.41	UNBLEACHED SULPHITE PULP	0	0	0	0	0	0	0	0	0	0
1.411	UNBLEACHED NON-CONIFEROUS SULPHITE PULP	0	0	0	0	0	0	0	0	0	0
1.412	UNBLEACHED CONIFEROUS SULPHITE PULP	0	0	0	0	0	0	0	0	0	0
1.42	BLEACHED SULPHITE PULP	0	0	0	0	0	0	0	0	0	0
1.421	BLEACHED NON-CONIFEROUS SULPHITE PULP	0	0	0	0	0	0	0	0	0	0
1.422	BLEACHED CONIFEROUS SULPHITE PULP	0	0	0	0	0	0	0	0	0	0
1.43	UNBLEACHED SULPHATE PULP	165	0	165	0	165	0	165	0	165	165
1.431	UNBLEACHED NON-CONIFEROUS SULPHATE PULP	0	0	0	0	0	0	0	0	0	0
1.432	UNBLEACHED CONIFEROUS SULPHATE PULP	165	0	165	0	165	0	165	0	165	165
1.44	BLEACHED SULPHATE+SODA PULP	576	240	1 096	240	1 982	1 126	2 682	1 826	3 182	3 402
1.441	BLEACHED NON-CONIFEROUS SULPHATE+SODA PULP	391	55	911	55	1 797	941	2 497	1 641	2 997	3 217
1.442	BLEACHED CONIFEROUS SULPHATE+SODA PULP	185	185	185	185	185	185	185	185	185	185
2	PULP OF OTHER FIBRE FOR PAPER AND BOARD	212	0	212	0	212	0	212	0	212	212
2.1	PULP OF STRAW	51	0	51	0	51	0	51	0	51	51
2.2	PULP OF BAGASSE	161	0	161	0	161	0	161	0	161	161
2.3	PULP OF BAMBOO	0	0	0	0	0	0	0	0	0	0
2.4	PULP OF OTHER FIBRE	0	0	0	0	0	0	0	0	0	0
3	DISSOLVING PULP,WOOD+OTHER RAW MATERIALS	0	0	0	0	0	0	0	0	0	0
3.1	NON-CONIFEROUS DISSOLVING PULP	0	0	0	0	0	0	0	0	0	0
3.2	CONIFEROUS DISSOLVING PULP	0	0	0	0	0	0	0	0	0	0

		1994	1995	1996	1997	1998	1999
		TOTAL CAPACITY IN 1000 METRIC TONS PER YEAR					
4	PAPER AND PAPERBOARD	3 566	3 952	4 651	5 113	5 463	5 463
4.1	NEWSPRINT	280	280	340	340	340	340
4.2	OTHER PRINTING AND WRITING PAPER	1 084	1 200	1 500	1 500	1 500	1 500
4.21	COATED PRINTING AND WRITING PAPER	172	200	250	250	250	250
4.211	COATED WOOD CONTAINING PRINT&WRITING PAPER	0	0	0	0	0	0
4.212	COATED WOODFREE PRINTING & WRITING PAPER	172	200	250	250	250	250
4.22	UNCOATED PRINTING AND WRITING PAPER	912	1 000	1 250	1 250	1 250	1 250
4.221	UNCOATED WOOD CONTAINING PRINT&WRIT PAPER	.	.	.	.	.	.
4.222	UNCOATED WOODFREE PRINTING & WRIT PAPER	.	.	.	.	.	.
4.3	OTHER PAPER AND PAPERBOARD	2 202	2 472	2 811	3 273	3 623	3 623
4.31	HOUSEHOLD AND SANITARY PAPER	62	62	68	68	68	66
4.32	WRAPPING AND PACKAGING PAPER AND BOARD	2 119	2 389	2 722	3 181	3 531	3 531
4.321	LINERBOARD	505	606	726	836	902	902
4.3211	KRAFT LINER	505	606	726	836	902	902
4.32111	UNBLEACHED KRAFT LINER	505	606	726	836	902	902
4.32112	BLEACHED KRAFT LINER	0	0	0	0	0	0
4.3212	OTHER LINERBOARD	0	0	0	0	0	0
4.322	FLUTING MEDIUM	731	771	924	1 064	1 148	1 148
4.3221	SEMI-CHEMICAL FLUTING MEDIUM	731	771	924	1 064	1 148	1 148
4.3222	OTHER FLUTING MEDIUM	0	0	0	0	0	0
4.323	KRAFT WRAPPING AND PACKAGING	160	160	160	169	169	169
4.3231	SACK KRAFT	111	111	111	111	111	111
4.3232	OTHER KRAFT WRAPPING AND PACKAGING	49	49	49	58	58	58
4.324	FOLDING BOXBOARD	723	852	912	1 112	1 312	1 312
4.3241	PULP BASED FOLDING BOXBOARD	644	739	797	997	1 197	1 197
4.32411	BLEACHED CHEMICAL PULP FOLDING BOXBOARD	644	739	797	997	1 197	1 197
4.32412	OTHER PULP BASED FOLDING BOXBOARD	0	0	0	0	0	0
4.3242	WASTE PAPER BASED FOLDING BOXBOARD	79	113	115	115	115	115
4.325	OTHER WRAPPING AND PACKAGING N.E.S.	0	0	0	0	0	0
4.3251	OTHER WRAPPING PAPER	0	0	0	0	0	0
4.3252	OTHER PACKAGING PAPERBOARD	0	0	0	0	0	0
4.33	OTHER PAPER AND PAPERBOARD N.E.S. TOTAL	21	21	21	24	24	24
4.331	OTHER PAPER N.E.S.	21	21	21	24	24	24
4.332	OTHER PAPERBOARD N.E.S.	0	0	0	0	0	0

IRAN

	PROCESS	1994 TOTAL CAPA-CITY	1994 OF WHICH MARKET PULP	1995 TOTAL CAPA-CITY	1995 OF WHICH MARKET PULP	1996 TOTAL CAPA-CITY	1996 OF WHICH MARKET PULP	1997 TOTAL CAPA-CITY	1997 OF WHICH MARKET PULP	1998 TOTAL CAPA-CITY	1999 TOTAL CAPA-CITY
		1000 METRIC TONS (AIR DRY) PER YEAR									
1	WOOD PULP FOR PAPER AND PAPERBOARD	270	0	270	0	270	0	270	0	270	270
1.1	MECHANICAL PULP	0	0	0	0	0	0	0	0	0	0
1.11	MECHANICAL NON-CONIFEROUS PULP	0	0	0	0	0	0	0	0	0	0
1.12	MECHANICAL CONIFEROUS PULP	0	0	0	0	0	0	0	0	0	0
1.2	THERMO-MECHANICAL PULP	60	0	60	0	60	0	60	0	60	60
1.21	THERMO-MECHANICAL NON-CONIFEROUS PULP	60	0	60	0	60	0	60	0	60	60
1.22	THERMO-MECHANICAL CONIFEROUS PULP	0	0	0	0	0	0	0	0	0	0
1.3	SEMI-CHEMICAL PULP	90	0	90	0	90	0	90	0	90	90
1.31	SEMI-CHEMICAL NON-CONIFEROUS PULP	90	0	90	0	90	0	90	0	90	90
1.32	SEMI-CHEMICAL CONIFEROUS PULP	0	0	0	0	0	0	0	0	0	0
1.4	CHEMICAL PULP TOTAL	120	0	120	0	120	0	120	0	120	120
1.41	UNBLEACHED SULPHITE PULP	0	0	0	0	0	0	0	0	0	0
1.411	UNBLEACHED NON-CONIFEROUS SULPHITE PULP	0	0	0	0	0	0	0	0	0	0
1.412	UNBLEACHED CONIFEROUS SULPHITE PULP	0	0	0	0	0	0	0	0	0	0
1.42	BLEACHED SULPHITE PULP	0	0	0	0	0	0	0	0	0	0
1.421	BLEACHED NON-CONIFEROUS SULPHITE PULP	0	0	0	0	0	0	0	0	0	0
1.422	BLEACHED CONIFEROUS SULPHITE PULP	0	0	0	0	0	0	0	0	0	0
1.43	UNBLEACHED SULPHATE PULP	120	0	120	0	120	0	120	0	120	120
1.431	UNBLEACHED NON-CONIFEROUS SULPHATE PULP	120	0	120	0	120	0	120	0	120	120
1.432	UNBLEACHED CONIFEROUS SULPHATE PULP	0	0	0	0	0	0	0	0	0	0
1.44	BLEACHED SULPHATE+SODA PULP	0	0	0	0	0	0	0	0	0	0
1.441	BLEACHED NON-CONIFEROUS SULPHATE+SODA PULP	0	0	0	0	0	0	0	0	0	0
1.442	BLEACHED CONIFEROUS SULPHATE+SODA PULP	0	0	0	0	0	0	0	0	0	0
2	PULP OF OTHER FIBRE FOR PAPER AND BOARD	90	0	90	0	90	0	90	0	90	90
2.1	PULP OF STRAW	30	0	30	0	30	0	30	0	30	30
2.2	PULP OF BAGASSE	60	0	60	0	60	0	60	0	60	60
2.3	PULP OF BAMBOO	0	0	0	0	0	0	0	0	0	0
2.4	PULP OF OTHER FIBRE	0	0	0	0	0	0	0	0	0	0
3	DISSOLVING PULP,WOOD+OTHER RAW MATERIALS	0	0	0	0	0	0	0	0	0	0
3.1	NON-CONIFEROUS DISSOLVING PULP	0	0	0	0	0	0	0	0	0	0
3.2	CONIFEROUS DISSOLVING PULP	0	0	0	0	0	0	0	0	0	0

		1994	1995	1996	1997	1998	1999
		TOTAL CAPACITY IN 1000 METRIC TONS PER YEAR					
4	PAPER AND PAPERBOARD	524	524	524	524	524	524
4.1	NEWSPRINT	50	50	50	50	50	50
4.2	OTHER PRINTING AND WRITING PAPER	135	135	135	135	135	135
4.21	COATED PRINTING AND WRITING PAPER	0	0	0	0	0	0
4.211	COATED WOOD CONTAINING PRINT&WRITING PAPER	0	0	0	0	0	0
4.212	COATED WOODFREE PRINTING & WRITING PAPER	0	0	0	0	0	0
4.22	UNCOATED PRINTING AND WRITING PAPER	135	135	135	135	135	135
4.221	UNCOATED WOOD CONTAINING PRINT&WRIT PAPER	0	0	0	0	0	0
4.222	UNCOATED WOODFREE PRINTING & WRIT PAPER	135	135	135	135	135	135
4.3	OTHER PAPER AND PAPERBOARD	339	339	339	339	339	339
4.31	HOUSEHOLD AND SANITARY PAPER	24	24	24	24	24	24
4.32	WRAPPING AND PACKAGING PAPER AND BOARD	315	315	315	315	315	315
4.321	LINERBOARD	60	60	60	60	60	60
4.3211	KRAFT LINER	60	60	60	60	60	60
4.32111	UNBLEACHED KRAFT LINER	60	60	60	60	60	60
4.32112	BLEACHED KRAFT LINER	0	0	0	0	0	0
4.3212	OTHER LINERBOARD	0	0	0	0	0	0
4.322	FLUTING MEDIUM	110	110	110	110	110	110
4.3221	SEMI-CHEMICAL FLUTING MEDIUM	80	80	80	80	80	80
4.3222	OTHER FLUTING MEDIUM	30	30	30	30	30	30
4.323	KRAFT WRAPPING AND PACKAGING	90	90	90	90	90	90
4.3231	SACK KRAFT	.	.	.	.	.	.
4.3232	OTHER KRAFT WRAPPING AND PACKAGING	.	.	.	.	.	.
4.324	FOLDING BOXBOARD	55	55	55	55	55	55
4.3241	PULP BASED FOLDING BOXBOARD	0	0	0	0	0	0
4.32411	BLEACHED CHEMICAL PULP FOLDING BOXBOARD	0	0	0	0	0	0
4.32412	OTHER PULP BASED FOLDING BOXBOARD	0	0	0	0	0	0
4.3242	WASTE PAPER BASED FOLDING BOXBOARD	55	55	55	55	55	55
4.325	OTHER WRAPPING AND PACKAGING N.E.S.	0	0	0	0	0	0
4.3251	OTHER WRAPPING PAPER	0	0	0	0	0	0
4.3252	OTHER PACKAGING PAPERBOARD	0	0	0	0	0	0
4.33	OTHER PAPER AND PAPERBOARD N.E.S. TOTAL	0	0	0	0	0	0
4.331	OTHER PAPER N.E.S.	0	0	0	0	0	0
4.332	OTHER PAPERBOARD N.E.S.	0	0	0	0	0	0

*)

IRAQ

	PROCESS	1994 TOTAL CAPA-CITY	1994 OF WHICH MARKET PULP	1995 TOTAL CAPA-CITY	1995 OF WHICH MARKET PULP	1996 TOTAL CAPA-CITY	1996 OF WHICH MARKET PULP	1997 TOTAL CAPA-CITY	1997 OF WHICH MARKET PULP	1998 TOTAL CAPA-CITY	1999 TOTAL CAPA-CITY
		1000 METRIC TONS (AIR DRY) PER YEAR									
1	WOOD PULP FOR PAPER AND PAPERBOARD	0	0	0	0	0	0	0	0	0	0
1.1	MECHANICAL PULP	0	0	0	0	0	0	0	0	0	0
1.11	MECHANICAL NON-CONIFEROUS PULP	0	0	0	0	0	0	0	0	0	0
1.12	MECHANICAL CONIFEROUS PULP	0	0	0	0	0	0	0	0	0	0
1.2	THERMO-MECHANICAL PULP	0	0	0	0	0	0	0	0	0	0
1.21	THERMO-MECHANICAL NON-CONIFEROUS PULP	0	0	0	0	0	0	0	0	0	0
1.22	THERMO-MECHANICAL CONIFEROUS PULP	0	0	0	0	0	0	0	0	0	0
1.3	SEMI-CHEMICAL PULP	0	0	0	0	0	0	0	0	0	0
1.31	SEMI-CHEMICAL NON-CONIFEROUS PULP	0	0	0	0	0	0	0	0	0	0
1.32	SEMI-CHEMICAL CONIFEROUS PULP	0	0	0	0	0	0	0	0	0	0
1.4	CHEMICAL PULP TOTAL	0	0	0	0	0	0	0	0	0	0
1.41	UNBLEACHED SULPHITE PULP	0	0	0	0	0	0	0	0	0	0
1.411	UNBLEACHED NON-CONIFEROUS SULPHITE PULP	0	0	0	0	0	0	0	0	0	0
1.412	UNBLEACHED CONIFEROUS SULPHITE PULP	0	0	0	0	0	0	0	0	0	0
1.42	BLEACHED SULPHITE PULP	0	0	0	0	0	0	0	0	0	0
1.421	BLEACHED NON-CONIFEROUS SULPHITE PULP	0	0	0	0	0	0	0	0	0	0
1.422	BLEACHED CONIFEROUS SULPHITE PULP	0	0	0	0	0	0	0	0	0	0
1.43	UNBLEACHED SULPHATE PULP	0	0	0	0	0	0	0	0	0	0
1.431	UNBLEACHED NON-CONIFEROUS SULPHATE PULP	0	0	0	0	0	0	0	0	0	0
1.432	UNBLEACHED CONIFEROUS SULPHATE PULP	0	0	0	0	0	0	0	0	0	0
1.44	BLEACHED SULPHATE+SODA PULP	0	0	0	0	0	0	0	0	0	0
1.441	BLEACHED NON-CONIFEROUS SULPHATE+SODA PULP	0	0	0	0	0	0	0	0	0	0
1.442	BLEACHED CONIFEROUS SULPHATE+SODA PULP	0	0	0	0	0	0	0	0	0	0
2	PULP OF OTHER FIBRE FOR PAPER AND BOARD	101	0	101	0	101	0	101	0	101	101
2.1	PULP OF STRAW	0	0	0	0	0	0	0	0	0	0
2.2	PULP OF BAGASSE	27	0	27	0	27	0	27	0	27	27
2.3	PULP OF BAMBOO	0	0	0	0	0	0	0	0	0	0
2.4	PULP OF OTHER FIBRE	74	0	74	0	74	0	74	0	74	74
3	DISSOLVING PULP,WOOD+OTHER RAW MATERIALS	0	0	0	0	0	0	0	0	0	0
3.1	NON-CONIFEROUS DISSOLVING PULP	0	0	0	0	0	0	0	0	0	0
3.2	CONIFEROUS DISSOLVING PULP	0	0	0	0	0	0	0	0	0	0

		1994	1995	1996	1997	1998	1999
		TOTAL CAPACITY IN 1000 METRIC TONS PER YEAR					
4	PAPER AND PAPERBOARD	122	122	122	122	122	122
4.1	NEWSPRINT	0	0	0	0	0	0
4.2	OTHER PRINTING AND WRITING PAPER	41	41	41	41	41	41
4.21	COATED PRINTING AND WRITING PAPER	0	0	0	0	0	0
4.211	COATED WOOD CONTAINING PRINT&WRITING PAPER	0	0	0	0	0	0
4.212	COATED WOODFREE PRINTING & WRITING PAPER	0	0	0	0	0	0
4.22	UNCOATED PRINTING AND WRITING PAPER	41	41	41	41	41	41
4.221	UNCOATED WOOD CONTAINING PRINT&WRIT PAPER	.	.	.	.	.	.
4.222	UNCOATED WOODFREE PRINTING & WRIT PAPER	.	.	.	.	.	.
4.3	OTHER PAPER AND PAPERBOARD	81	81	81	81	81	81
4.31	HOUSEHOLD AND SANITARY PAPER	5	5	5	5	5	5
4.32	WRAPPING AND PACKAGING PAPER AND BOARD	76	76	76	76	76	76
4.321	LINERBOARD	15	15	15	15	15	15
4.3211	KRAFT LINER	0	0	0	0	0	0
4.32111	UNBLEACHED KRAFT LINER	0	0	0	0	0	0
4.32112	BLEACHED KRAFT LINER	0	0	0	0	0	0
4.3212	OTHER LINERBOARD	15	15	15	15	15	15
4.322	FLUTING MEDIUM	0	0	0	0	0	0
4.3221	SEMI-CHEMICAL FLUTING MEDIUM	0	0	0	0	0	0
4.3222	OTHER FLUTING MEDIUM	0	0	0	0	0	0
4.323	KRAFT WRAPPING AND PACKAGING	30	30	30	30	30	30
4.3231	SACK KRAFT	.	.	.	.	.	.
4.3232	OTHER KRAFT WRAPPING AND PACKAGING	.	.	.	.	.	.
4.324	FOLDING BOXBOARD	28	28	28	28	28	28
4.3241	PULP BASED FOLDING BOXBOARD	28	28	28	28	28	28
4.32411	BLEACHED CHEMICAL PULP FOLDING BOXBOARD	0	0	0	0	0	0
4.32412	OTHER PULP BASED FOLDING BOXBOARD	28	28	28	28	28	28
4.3242	WASTE PAPER BASED FOLDING BOXBOARD	0	0	0	0	0	0
4.325	OTHER WRAPPING AND PACKAGING N.E.S.	3	3	3	3	3	3
4.3251	OTHER WRAPPING PAPER	0	0	0	0	0	0
4.3252	OTHER PACKAGING PAPERBOARD	3	3	3	3	3	3
4.33	OTHER PAPER AND PAPERBOARD N.E.S. TOTAL	0	0	0	0	0	0
4.331	OTHER PAPER N.E.S.	0	0	0	0	0	0
4.332	OTHER PAPERBOARD N.E.S.	0	0	0	0	0	0

*)

IRELAND

	PROCESS	1994 TOTAL CAPA-CITY	1994 OF WHICH MARKET PULP	1995 TOTAL CAPA-CITY	1995 OF WHICH MARKET PULP	1996 TOTAL CAPA-CITY	1996 OF WHICH MARKET PULP	1997 TOTAL CAPA-CITY	1997 OF WHICH MARKET PULP	1998 TOTAL CAPA-CITY	1999 TOTAL CAPA-CITY
		1000 METRIC TONS (AIR DRY) PER YEAR									
1	WOOD PULP FOR PAPER AND PAPERBOARD	0	0	0	0	0	0	0	0	0	0
1.1	MECHANICAL PULP	0	0	0	0	0	0	0	0	0	0
1.11	MECHANICAL NON-CONIFEROUS PULP	0	0	0	0	0	0	0	0	0	0
1.12	MECHANICAL CONIFEROUS PULP	0	0	0	0	0	0	0	0	0	0
1.2	THERMO-MECHANICAL PULP	0	0	0	0	0	0	0	0	0	0
1.21	THERMO-MECHANICAL NON-CONIFEROUS PULP	0	0	0	0	0	0	0	0	0	0
1.22	THERMO-MECHANICAL CONIFEROUS PULP	0	0	0	0	0	0	0	0	0	0
1.3	SEMI-CHEMICAL PULP	0	0	0	0	0	0	0	0	0	0
1.31	SEMI-CHEMICAL NON-CONIFEROUS PULP	0	0	0	0	0	0	0	0	0	0
1.32	SEMI-CHEMICAL CONIFEROUS PULP	0	0	0	0	0	0	0	0	0	0
1.4	CHEMICAL PULP TOTAL	0	0	0	0	0	0	0	0	0	0
1.41	UNBLEACHED SULPHITE PULP	0	0	0	0	0	0	0	0	0	0
1.411	UNBLEACHED NON-CONIFEROUS SULPHITE PULP	0	0	0	0	0	0	0	0	0	0
1.412	UNBLEACHED CONIFEROUS SULPHITE PULP	0	0	0	0	0	0	0	0	0	0
1.42	BLEACHED SULPHITE PULP	0	0	0	0	0	0	0	0	0	0
1.421	BLEACHED NON-CONIFEROUS SULPHITE PULP	0	0	0	0	0	0	0	0	0	0
1.422	BLEACHED CONIFEROUS SULPHITE PULP	0	0	0	0	0	0	0	0	0	0
1.43	UNBLEACHED SULPHATE PULP	0	0	0	0	0	0	0	0	0	0
1.431	UNBLEACHED NON-CONIFEROUS SULPHATE PULP	0	0	0	0	0	0	0	0	0	0
1.432	UNBLEACHED CONIFEROUS SULPHATE PULP	0	0	0	0	0	0	0	0	0	0
1.44	BLEACHED SULPHATE+SODA PULP	0	0	0	0	0	0	0	0	0	0
1.441	BLEACHED NON-CONIFEROUS SULPHATE+SODA PULP	0	0	0	0	0	0	0	0	0	0
1.442	BLEACHED CONIFEROUS SULPHATE+SODA PULP	0	0	0	0	0	0	0	0	0	0
2	PULP OF OTHER FIBRE FOR PAPER AND BOARD	0	0	0	0	0	0	0	0	0	0
2.1	PULP OF STRAW	0	0	0	0	0	0	0	0	0	0
2.2	PULP OF BAGASSE	0	0	0	0	0	0	0	0	0	0
2.3	PULP OF BAMBOO	0	0	0	0	0	0	0	0	0	0
2.4	PULP OF OTHER FIBRE	0	0	0	0	0	0	0	0	0	0
3	DISSOLVING PULP,WOOD+OTHER RAW MATERIALS	0	0	0	0	0	0	0	0	0	0
3.1	NON-CONIFEROUS DISSOLVING PULP	0	0	0	0	0	0	0	0	0	0
3.2	CONIFEROUS DISSOLVING PULP	0	0	0	0	0	0	0	0	0	0

		1994	1995	1996	1997	1998	1999
		TOTAL CAPACITY IN 1000 METRIC TONS PER YEAR					
4	PAPER AND PAPERBOARD	0	0	0	0	0	0
4.1	NEWSPRINT	0	0	0	0	0	0
4.2	OTHER PRINTING AND WRITING PAPER	0	0	0	0	0	0
4.21	COATED PRINTING AND WRITING PAPER	0	0	0	0	0	0
4.211	COATED WOOD CONTAINING PRINT&WRITING PAPER	0	0	0	0	0	0
4.212	COATED WOODFREE PRINTING & WRITING PAPER	0	0	0	0	0	0
4.22	UNCOATED PRINTING AND WRITING PAPER	0	0	0	0	0	0
4.221	UNCOATED WOOD CONTAINING PRINT&WRIT PAPER	0	0	0	0	0	0
4.222	UNCOATED WOODFREE PRINTING & WRIT PAPER	0	0	0	0	0	0
4.3	OTHER PAPER AND PAPERBOARD	0	0	0	0	0	0
4.31	HOUSEHOLD AND SANITARY PAPER	0	0	0	0	0	0
4.32	WRAPPING AND PACKAGING PAPER AND BOARD	0	0	0	0	0	0
4.321	LINERBOARD	0	0	0	0	0	0
4.3211	KRAFT LINER	0	0	0	0	0	0
4.32111	UNBLEACHED KRAFT LINER	0	0	0	0	0	0
4.32112	BLEACHED KRAFT LINER	0	0	0	0	0	0
4.3212	OTHER LINERBOARD	0	0	0	0	0	0
4.322	FLUTING MEDIUM	0	0	0	0	0	0
4.3221	SEMI-CHEMICAL FLUTING MEDIUM	0	0	0	0	0	0
4.3222	OTHER FLUTING MEDIUM	0	0	0	0	0	0
4.323	KRAFT WRAPPING AND PACKAGING	0	0	0	0	0	0
4.3231	SACK KRAFT	0	0	0	0	0	0
4.3232	OTHER KRAFT WRAPPING AND PACKAGING	0	0	0	0	0	0
4.324	FOLDING BOXBOARD	0	0	0	0	0	0
4.3241	PULP BASED FOLDING BOXBOARD	0	0	0	0	0	0
4.32411	BLEACHED CHEMICAL PULP FOLDING BOXBOARD	0	0	0	0	0	0
4.32412	OTHER PULP BASED FOLDING BOXBOARD	0	0	0	0	0	0
4.3242	WASTE PAPER BASED FOLDING BOXBOARD	0	0	0	0	0	0
4.325	OTHER WRAPPING AND PACKAGING N.E.S.	0	0	0	0	0	0
4.3251	OTHER WRAPPING PAPER	0	0	0	0	0	0
4.3252	OTHER PACKAGING PAPERBOARD	0	0	0	0	0	0
4.33	OTHER PAPER AND PAPERBOARD N.E.S. TOTAL	0	0	0	0	0	0
4.331	OTHER PAPER N.E.S.	0	0	0	0	0	0
4.332	OTHER PAPERBOARD N.E.S.	0	0	0	0	0	0

ISRAEL

	PROCESS	1994 TOTAL CAPA-CITY	1994 OF WHICH MARKET PULP	1995 TOTAL CAPA-CITY	1995 OF WHICH MARKET PULP	1996 TOTAL CAPA-CITY	1996 OF WHICH MARKET PULP	1997 TOTAL CAPA-CITY	1997 OF WHICH MARKET PULP	1998 TOTAL CAPA-CITY	1999 TOTAL CAPA-CITY
		1000 METRIC TONS (AIR DRY) PER YEAR									
1	WOOD PULP FOR PAPER AND PAPERBOARD	0	0	0	0	0	0	0	0	0	0
1.1	MECHANICAL PULP	0	0	0	0	0	0	0	0	0	0
1.11	MECHANICAL NON-CONIFEROUS PULP	0	0	0	0	0	0	0	0	0	0
1.12	MECHANICAL CONIFEROUS PULP	0	0	0	0	0	0	0	0	0	0
1.2	THERMO-MECHANICAL PULP	0	0	0	0	0	0	0	0	0	0
1.21	THERMO-MECHANICAL NON-CONIFEROUS PULP	0	0	0	0	0	0	0	0	0	0
1.22	THERMO-MECHANICAL CONIFEROUS PULP	0	0	0	0	0	0	0	0	0	0
1.3	SEMI-CHEMICAL PULP	0	0	0	0	0	0	0	0	0	0
1.31	SEMI-CHEMICAL NON-CONIFEROUS PULP	0	0	0	0	0	0	0	0	0	0
1.32	SEMI-CHEMICAL CONIFEROUS PULP	0	0	0	0	0	0	0	0	0	0
1.4	CHEMICAL PULP TOTAL	0	0	0	0	0	0	0	0	0	0
1.41	UNBLEACHED SULPHITE PULP	0	0	0	0	0	0	0	0	0	0
1.411	UNBLEACHED NON-CONIFEROUS SULPHITE PULP	0	0	0	0	0	0	0	0	0	0
1.412	UNBLEACHED CONIFEROUS SULPHITE PULP	0	0	0	0	0	0	0	0	0	0
1.42	BLEACHED SULPHITE PULP	0	0	0	0	0	0	0	0	0	0
1.421	BLEACHED NON-CONIFEROUS SULPHITE PULP	0	0	0	0	0	0	0	0	0	0
1.422	BLEACHED CONIFEROUS SULPHITE PULP	0	0	0	0	0	0	0	0	0	0
1.43	UNBLEACHED SULPHATE PULP	0	0	0	0	0	0	0	0	0	0
1.431	UNBLEACHED NON-CONIFEROUS SULPHATE PULP	0	0	0	0	0	0	0	0	0	0
1.432	UNBLEACHED CONIFEROUS SULPHATE PULP	0	0	0	0	0	0	0	0	0	0
1.44	BLEACHED SULPHATE+SODA PULP	0	0	0	0	0	0	0	0	0	0
1.441	BLEACHED NON-CONIFEROUS SULPHATE+SODA PULP	0	0	0	0	0	0	0	0	0	0
1.442	BLEACHED CONIFEROUS SULPHATE+SODA PULP	0	0	0	0	0	0	0	0	0	0
2	PULP OF OTHER FIBRE FOR PAPER AND BOARD	0	0	0	0	0	0	0	0	0	0
2.1	PULP OF STRAW	0	0	0	0	0	0	0	0	0	0
2.2	PULP OF BAGASSE	0	0	0	0	0	0	0	0	0	0
2.3	PULP OF BAMBOO	0	0	0	0	0	0	0	0	0	0
2.4	PULP OF OTHER FIBRE	0	0	0	0	0	0	0	0	0	0
3	DISSOLVING PULP,WOOD+OTHER RAW MATERIALS	0	0	0	0	0	0	0	0	0	0
3.1	NON-CONIFEROUS DISSOLVING PULP	0	0	0	0	0	0	0	0	0	0
3.2	CONIFEROUS DISSOLVING PULP	0	0	0	0	0	0	0	0	0	0

		1994	1995	1996	1997	1998	1999
		TOTAL CAPACITY IN 1000 METRIC TONS PER YEAR					
4	PAPER AND PAPERBOARD	265	285	305	305	305	305
4.1	NEWSPRINT	1	1	1	1	1	1
4.2	OTHER PRINTING AND WRITING PAPER	88	98	108	108	108	108
4.21	COATED PRINTING AND WRITING PAPER	11	11	11	11	11	11
4.211	COATED WOOD CONTAINING PRINT&WRITING PAPER	0	0	0	0	0	0
4.212	COATED WOODFREE PRINTING & WRITING PAPER	11	11	11	11	11	11
4.22	UNCOATED PRINTING AND WRITING PAPER	77	87	97	97	97	97
4.221	UNCOATED WOOD CONTAINING PRINT&WRIT PAPER	2	2	2	2	2	2
4.222	UNCOATED WOODFREE PRINTING & WRIT PAPER	75	85	95	95	95	95
4.3	OTHER PAPER AND PAPERBOARD	176	186	196	196	196	196
4.31	HOUSEHOLD AND SANITARY PAPER	45	45	45	45	45	45
4.32	WRAPPING AND PACKAGING PAPER AND BOARD	131	141	151	151	151	151
4.321	LINERBOARD	20	30	30	30	30	30
4.3211	KRAFT LINER	0	0	0	0	0	0
4.32111	UNBLEACHED KRAFT LINER	0	0	0	0	0	0
4.32112	BLEACHED KRAFT LINER	0	0	0	0	0	0
4.3212	OTHER LINERBOARD	20	30	30	30	30	30
4.322	FLUTING MEDIUM	90	90	100	100	100	100
4.3221	SEMI-CHEMICAL FLUTING MEDIUM	0	0	0	0	0	0
4.3222	OTHER FLUTING MEDIUM	90	90	100	100	100	100
4.323	KRAFT WRAPPING AND PACKAGING	3	3	3	3	3	3
4.3231	SACK KRAFT	0	0	0	0	0	0
4.3232	OTHER KRAFT WRAPPING AND PACKAGING	3	3	3	3	3	3
4.324	FOLDING BOXBOARD	3	3	3	3	3	3
4.3241	PULP BASED FOLDING BOXBOARD	0	0	0	0	0	0
4.32411	BLEACHED CHEMICAL PULP FOLDING BOXBOARD	0	0	0	0	0	0
4.32412	OTHER PULP BASED FOLDING BOXBOARD	0	0	0	0	0	0
4.3242	WASTE PAPER BASED FOLDING BOXBOARD	3	3	3	3	3	3
4.325	OTHER WRAPPING AND PACKAGING N.E.S.	15	15	15	15	15	15
4.3251	OTHER WRAPPING PAPER	15	15	15	15	15	15
4.3252	OTHER PACKAGING PAPERBOARD	0	0	0	0	0	0
4.33	OTHER PAPER AND PAPERBOARD N.E.S. TOTAL	0	0	0	0	0	0
4.331	OTHER PAPER N.E.S.	0	0	0	0	0	0
4.332	OTHER PAPERBOARD N.E.S.	0	0	0	0	0	0

*)

ITALY

	PROCESS	1994 TOTAL CAPA-CITY	1994 OF WHICH MARKET PULP	1995 TOTAL CAPA-CITY	1995 OF WHICH MARKET PULP	1996 TOTAL CAPA-CITY	1996 OF WHICH MARKET PULP	1997 TOTAL CAPA-CITY	1997 OF WHICH MARKET PULP	1998 TOTAL CAPA-CITY	1999 TOTAL CAPA-CITY
		1000 METRIC TONS (AIR DRY) PER YEAR									
1	WOOD PULP FOR PAPER AND PAPERBOARD	460	0	470	0	470	0	470	0	470	470
1.1	MECHANICAL PULP	330	0	330	0	330	0	330	0	330	330
1.11	MECHANICAL NON-CONIFEROUS PULP	.	.	.	0	.	0	.	0	.	.
1.12	MECHANICAL CONIFEROUS PULP	.	.	.	0	.	0	.	0	.	.
1.2	THERMO-MECHANICAL PULP	130	0	140	0	140	0	140	0	140	140
1.21	THERMO-MECHANICAL NON-CONIFEROUS PULP	.	.	.	0	.	0	.	0	.	.
1.22	THERMO-MECHANICAL CONIFEROUS PULP	.	.	.	0	.	0	.	0	.	.
1.3	SEMI-CHEMICAL PULP	0	0	0	0	0	0	0	0	0	0
1.31	SEMI-CHEMICAL NON-CONIFEROUS PULP	0	0	0	0	0	0	0	0	0	0
1.32	SEMI-CHEMICAL CONIFEROUS PULP	0	0	0	0	0	0	0	0	0	0
1.4	CHEMICAL PULP TOTAL	0	0	0	0	0	0	0	0	0	0
1.41	UNBLEACHED SULPHITE PULP	0	0	0	0	0	0	0	0	0	0
1.411	UNBLEACHED NON-CONIFEROUS SULPHITE PULP	0	0	0	0	0	0	0	0	0	0
1.412	UNBLEACHED CONIFEROUS SULPHITE PULP	0	0	0	0	0	0	0	0	0	0
1.42	BLEACHED SULPHITE PULP	0	0	0	0	0	0	0	0	0	0
1.421	BLEACHED NON-CONIFEROUS SULPHITE PULP	0	0	0	0	0	0	0	0	0	0
1.422	BLEACHED CONIFEROUS SULPHITE PULP	0	0	0	0	0	0	0	0	0	0
1.43	UNBLEACHED SULPHATE PULP	0	0	0	0	0	0	0	0	0	0
1.431	UNBLEACHED NON-CONIFEROUS SULPHATE PULP	0	0	0	0	0	0	0	0	0	0
1.432	UNBLEACHED CONIFEROUS SULPHATE PULP	0	0	0	0	0	0	0	0	0	0
1.44	BLEACHED SULPHATE+SODA PULP	0	0	0	0	0	0	0	0	0	0
1.441	BLEACHED NON-CONIFEROUS SULPHATE+SODA PULP	0	0	0	0	0	0	0	0	0	0
1.442	BLEACHED CONIFEROUS SULPHATE+SODA PULP	0	0	0	0	0	0	0	0	0	0
2	PULP OF OTHER FIBRE FOR PAPER AND BOARD	145	0	145	0	145	0	145	0	145	145
2.1	PULP OF STRAW	20	0	20	0	20	0	20	0	20	20
2.2	PULP OF BAGASSE	0	0	0	0	0	0	0	0	0	0
2.3	PULP OF BAMBOO	0	0	0	0	0	0	0	0	0	0
2.4	PULP OF OTHER FIBRE	125	0	125	0	125	0	125	0	125	125
3	DISSOLVING PULP,WOOD+OTHER RAW MATERIALS	0	0	0	0	0	0	0	0	0	0
3.1	NON-CONIFEROUS DISSOLVING PULP	0	0	0	0	0	0	0	0	0	0
3.2	CONIFEROUS DISSOLVING PULP	0	0	0	0	0	0	0	0	0	0

		1994	1995	1996	1997	1998	1999
		TOTAL CAPACITY IN 1000 METRIC TONS PER YEAR					
4	PAPER AND PAPERBOARD	7 410	7 495	7 625	7 755	7 805	7 840
4.1	NEWSPRINT	180	180	180	180	180	180
4.2	OTHER PRINTING AND WRITING PAPER	2 855	2 895	2 945	2 995	3 045	3 080
4.21	COATED PRINTING AND WRITING PAPER	1 975	2 005	2 055	2 105	2 155	2 190
4.211	COATED WOOD CONTAINING PRINT&WRITING PAPER	.	.	.	.	.	.
4.212	COATED WOODFREE PRINTING & WRITING PAPER	.	.	.	.	.	.
4.22	UNCOATED PRINTING AND WRITING PAPER	880	890	890	890	890	890
4.221	UNCOATED WOOD CONTAINING PRINT&WRIT PAPER	.	.	.	.	.	.
4.222	UNCOATED WOODFREE PRINTING & WRIT PAPER	.	.	.	.	.	.
4.3	OTHER PAPER AND PAPERBOARD	4 375	4 420	4 500	4 580	4 580	4 580
4.31	HOUSEHOLD AND SANITARY PAPER	620	620	620	685	685	685
4.32	WRAPPING AND PACKAGING PAPER AND BOARD	3 360	3 405	3 485	3 500	3 500	3 500
4.321	LINERBOARD	905	905	935	935	935	935
4.3211	KRAFT LINER	.	.	.	.	.	.
4.32111	UNBLEACHED KRAFT LINER	.	.	.	.	.	.
4.32112	BLEACHED KRAFT LINER	.	.	.	.	.	.
4.3212	OTHER LINERBOARD	.	.	.	.	.	.
4.322	FLUTING MEDIUM	895	900	940	955	955	955
4.3221	SEMI-CHEMICAL FLUTING MEDIUM	.	.	.	.	.	.
4.3222	OTHER FLUTING MEDIUM	.	.	.	.	.	.
4.323	KRAFT WRAPPING AND PACKAGING	110	110	110	110	110	110
4.3231	SACK KRAFT	.	.	.	.	.	.
4.3232	OTHER KRAFT WRAPPING AND PACKAGING	.	.	.	.	.	.
4.324	FOLDING BOXBOARD	870	880	890	890	890	890
4.3241	PULP BASED FOLDING BOXBOARD	.	.	.	.	.	.
4.32411	BLEACHED CHEMICAL PULP FOLDING BOXBOARD	.	.	.	.	.	.
4.32412	OTHER PULP BASED FOLDING BOXBOARD	.	.	.	.	.	.
4.3242	WASTE PAPER BASED FOLDING BOXBOARD	.	.	.	.	.	.
4.325	OTHER WRAPPING AND PACKAGING N.E.S.	580	610	610	610	610	610
4.3251	OTHER WRAPPING PAPER	.	.	.	.	.	.
4.3252	OTHER PACKAGING PAPERBOARD	.	.	.	.	.	.
4.33	OTHER PAPER AND PAPERBOARD N.E.S. TOTAL	395	395	395	395	395	395
4.331	OTHER PAPER N.E.S.	.	.	.	.	.	.
4.332	OTHER PAPERBOARD N.E.S.	.	.	.	.	.	.

JAMAICA

	PROCESS	1994 TOTAL CAPA-CITY	1994 OF WHICH MARKET PULP	1995 TOTAL CAPA-CITY	1995 OF WHICH MARKET PULP	1996 TOTAL CAPA-CITY	1996 OF WHICH MARKET PULP	1997 TOTAL CAPA-CITY	1997 OF WHICH MARKET PULP	1998 TOTAL CAPA-CITY	1999 TOTAL CAPA-CITY
		1000 METRIC TONS (AIR DRY) PER YEAR									
1	WOOD PULP FOR PAPER AND PAPERBOARD	0	0	0	0	0	0	0	0	0	0
1.1	MECHANICAL PULP	0	0	0	0	0	0	0	0	0	0
1.11	MECHANICAL NON-CONIFEROUS PULP	0	0	0	0	0	0	0	0	0	0
1.12	MECHANICAL CONIFEROUS PULP	0	0	0	0	0	0	0	0	0	0
1.2	THERMO-MECHANICAL PULP	0	0	0	0	0	0	0	0	0	0
1.21	THERMO-MECHANICAL NON-CONIFEROUS PULP	0	0	0	0	0	0	0	0	0	0
1.22	THERMO-MECHANICAL CONIFEROUS PULP	0	0	0	0	0	0	0	0	0	0
1.3	SEMI-CHEMICAL PULP	0	0	0	0	0	0	0	0	0	0
1.31	SEMI-CHEMICAL NON-CONIFEROUS PULP	0	0	0	0	0	0	0	0	0	0
1.32	SEMI-CHEMICAL CONIFEROUS PULP	0	0	0	0	0	0	0	0	0	0
1.4	CHEMICAL PULP TOTAL	0	0	0	0	0	0	0	0	0	0
1.41	UNBLEACHED SULPHITE PULP	0	0	0	0	0	0	0	0	0	0
1.411	UNBLEACHED NON-CONIFEROUS SULPHITE PULP	0	0	0	0	0	0	0	0	0	0
1.412	UNBLEACHED CONIFEROUS SULPHITE PULP	0	0	0	0	0	0	0	0	0	0
1.42	BLEACHED SULPHITE PULP	0	0	0	0	0	0	0	0	0	0
1.421	BLEACHED NON-CONIFEROUS SULPHITE PULP	0	0	0	0	0	0	0	0	0	0
1.422	BLEACHED CONIFEROUS SULPHITE PULP	0	0	0	0	0	0	0	0	0	0
1.43	UNBLEACHED SULPHATE PULP	0	0	0	0	0	0	0	0	0	0
1.431	UNBLEACHED NON-CONIFEROUS SULPHATE PULP	0	0	0	0	0	0	0	0	0	0
1.432	UNBLEACHED CONIFEROUS SULPHATE PULP	0	0	0	0	0	0	0	0	0	0
1.44	BLEACHED SULPHATE+SODA PULP	0	0	0	0	0	0	0	0	0	0
1.441	BLEACHED NON-CONIFEROUS SULPHATE+SODA PULP	0	0	0	0	0	0	0	0	0	0
1.442	BLEACHED CONIFEROUS SULPHATE+SODA PULP	0	0	0	0	0	0	0	0	0	0
2	PULP OF OTHER FIBRE FOR PAPER AND BOARD	0	0	0	0	0	0	0	0	0	0
2.1	PULP OF STRAW	0	0	0	0	0	0	0	0	0	0
2.2	PULP OF BAGASSE	0	0	0	0	0	0	0	0	0	0
2.3	PULP OF BAMBOO	0	0	0	0	0	0	0	0	0	0
2.4	PULP OF OTHER FIBRE	0	0	0	0	0	0	0	0	0	0
3	DISSOLVING PULP,WOOD+OTHER RAW MATERIALS	0	0	0	0	0	0	0	0	0	0
3.1	NON-CONIFEROUS DISSOLVING PULP	0	0	0	0	0	0	0	0	0	0
3.2	CONIFEROUS DISSOLVING PULP	0	0	0	0	0	0	0	0	0	0

		1994	1995	1996	1997	1998	1999
		TOTAL CAPACITY IN 1000 METRIC TONS PER YEAR					
4	PAPER AND PAPERBOARD	5	6	6	6	6	6
4.1	NEWSPRINT	0	0	0	0	0	0
4.2	OTHER PRINTING AND WRITING PAPER	0	0	0	0	0	0
4.21	COATED PRINTING AND WRITING PAPER	0	0	0	0	0	0
4.211	COATED WOOD CONTAINING PRINT&WRITING PAPER	0	0	0	0	0	0
4.212	COATED WOODFREE PRINTING & WRITING PAPER	0	0	0	0	0	0
4.22	UNCOATED PRINTING AND WRITING PAPER	0	0	0	0	0	0
4.221	UNCOATED WOOD CONTAINING PRINT&WRIT PAPER	0	0	0	0	0	0
4.222	UNCOATED WOODFREE PRINTING & WRIT PAPER	0	0	0	0	0	0
4.3	OTHER PAPER AND PAPERBOARD	5	6	6	6	6	6
4.31	HOUSEHOLD AND SANITARY PAPER	5	6	6	6	6	6
4.32	WRAPPING AND PACKAGING PAPER AND BOARD	0	0	0	0	0	0
4.321	LINERBOARD	0	0	0	0	0	0
4.3211	KRAFT LINER	0	0	0	0	0	0
4.32111	UNBLEACHED KRAFT LINER	0	0	0	0	0	0
4.32112	BLEACHED KRAFT LINER	0	0	0	0	0	0
4.3212	OTHER LINERBOARD	0	0	0	0	0	0
4.322	FLUTING MEDIUM	0	0	0	0	0	0
4.3221	SEMI-CHEMICAL FLUTING MEDIUM	0	0	0	0	0	0
4.3222	OTHER FLUTING MEDIUM	0	0	0	0	0	0
4.323	KRAFT WRAPPING AND PACKAGING	0	0	0	0	0	0
4.3231	SACK KRAFT	0	0	0	0	0	0
4.3232	OTHER KRAFT WRAPPING AND PACKAGING	0	0	0	0	0	0
4.324	FOLDING BOXBOARD	0	0	0	0	0	0
4.3241	PULP BASED FOLDING BOXBOARD	0	0	0	0	0	0
4.32411	BLEACHED CHEMICAL PULP FOLDING BOXBOARD	0	0	0	0	0	0
4.32412	OTHER PULP BASED FOLDING BOXBOARD	0	0	0	0	0	0
4.3242	WASTE PAPER BASED FOLDING BOXBOARD	0	0	0	0	0	0
4.325	OTHER WRAPPING AND PACKAGING N.E.S.	0	0	0	0	0	0
4.3251	OTHER WRAPPING PAPER	0	0	0	0	0	0
4.3252	OTHER PACKAGING PAPERBOARD	0	0	0	0	0	0
4.33	OTHER PAPER AND PAPERBOARD N.E.S. TOTAL	0	0	0	0	0	0
4.331	OTHER PAPER N.E.S.	0	0	0	0	0	0
4.332	OTHER PAPERBOARD N.E.S.	0	0	0	0	0	0

*)

JAPAN

	PROCESS	1994 TOTAL CAPA-CITY	1994 OF WHICH MARKET PULP	1995 TOTAL CAPA-CITY	1995 OF WHICH MARKET PULP	1996 TOTAL CAPA-CITY	1996 OF WHICH MARKET PULP	1997 TOTAL CAPA-CITY	1997 OF WHICH MARKET PULP	1998 TOTAL CAPA-CITY	1999 TOTAL CAPA-CITY
		1000 METRIC TONS (AIR DRY) PER YEAR									
1	WOOD PULP FOR PAPER AND PAPERBOARD	14 814	766	14 597	726	14 545	726	14 545	726	14 545	14 545
1.1	MECHANICAL PULP	1 572	3	1 531	0	1 531	0	1 531	0	1 531	1 531
1.11	MECHANICAL NON-CONIFEROUS PULP	0	0	0	0	0	0	0	0	0	0
1.12	MECHANICAL CONIFEROUS PULP	1 572	3	1 531	0	1 531	0	1 531	0	1 531	1 531
1.2	THERMO-MECHANICAL PULP	1 855	0	1 855	0	1 855	0	1 855	0	1 855	1 855
1.21	THERMO-MECHANICAL NON-CONIFEROUS PULP	0	0	0	0	0	0	0	0	0	0
1.22	THERMO-MECHANICAL CONIFEROUS PULP	1 855	0	1 855	0	1 855	0	1 855	0	1 855	1 855
1.3	SEMI-CHEMICAL PULP	749	17	656	17	656	17	656	17	656	656
1.31	SEMI-CHEMICAL NON-CONIFEROUS PULP	.	.	.	.	.	.	.	.	.	.
1.32	SEMI-CHEMICAL CONIFEROUS PULP	.	.	.	.	.	.	.	.	.	.
1.4	CHEMICAL PULP TOTAL	10 638	746	10 555	709	10 503	709	10 503	709	10 503	10 503
1.41	UNBLEACHED SULPHITE PULP	0	0	0	0	0	0	0	0	0	0
1.411	UNBLEACHED NON-CONIFEROUS SULPHITE PULP	0	0	0	0	0	0	0	0	0	0
1.412	UNBLEACHED CONIFEROUS SULPHITE PULP	0	0	0	0	0	0	0	0	0	0
1.42	BLEACHED SULPHITE PULP	29	10	8	3	8	3	8	3	8	8
1.421	BLEACHED NON-CONIFEROUS SULPHITE PULP	.	.	.	.	.	.	.	.	.	.
1.422	BLEACHED CONIFEROUS SULPHITE PULP	.	.	.	.	.	.	.	.	.	.
1.43	UNBLEACHED SULPHATE PULP	2 659	303	2 607	273	2 555	273	2 555	273	2 555	2 555
1.431	UNBLEACHED NON-CONIFEROUS SULPHATE PULP	.	.	.	.	.	.	.	.	.	.
1.432	UNBLEACHED CONIFEROUS SULPHATE PULP	.	.	.	.	.	.	.	.	.	.
1.44	BLEACHED SULPHATE+SODA PULP	7 950	433	7 940	433	7 940	433	7 940	433	7 940	7 940
1.441	BLEACHED NON-CONIFEROUS SULPHATE+SODA PULP	6 618	393	6 608	393	6 608	393	6 608	393	6 608	6 608
1.442	BLEACHED CONIFEROUS SULPHATE+SODA PULP	1 332	40	1 332	40	1 332	40	1 332	40	1 332	1 332
2	PULP OF OTHER FIBRE FOR PAPER AND BOARD	4	4	4	4	4	4	4	4	4	4
2.1	PULP OF STRAW	0	0	0	0	0	0	0	0	0	0
2.2	PULP OF BAGASSE	0	0	0	0	0	0	0	0	0	0
2.3	PULP OF BAMBOO	0	0	0	0	0	0	0	0	0	0
2.4	PULP OF OTHER FIBRE	4	4	4	4	4	4	4	4	4	4
3	DISSOLVING PULP,WOOD+OTHER RAW MATERIALS	325	313	325	313	325	313	325	313	325	325
3.1	NON-CONIFEROUS DISSOLVING PULP	.	.	.	.	.	.	.	.	.	.
3.2	CONIFEROUS DISSOLVING PULP	.	.	.	.	.	.	.	.	.	.

		1994	1995	1996	1997	1998	1999
		TOTAL CAPACITY IN 1000 METRIC TONS PER YEAR					
4	PAPER AND PAPERBOARD	32 587	32 563	32 630	32 656	32 656	32 656
4.1	NEWSPRINT	3 530	3 527	3 455	3 455	3 455	3 455
4.2	OTHER PRINTING AND WRITING PAPER	10 669	10 617	10 741	10 769	10 769	10 769
4.21	COATED PRINTING AND WRITING PAPER	4 951	4 980	5 244	5 313	5 313	5 313
4.211	COATED WOOD CONTAINING PRINT&WRITING PAPER	.	.	.	.	.	.
4.212	COATED WOODFREE PRINTING & WRITING PAPER	.	.	.	.	.	.
4.22	UNCOATED PRINTING AND WRITING PAPER	5 718	5 637	5 497	5 456	5 456	5 456
4.221	UNCOATED WOOD CONTAINING PRINT&WRIT PAPER	2 362	2 307	2 251	2 251	2 251	2 251
4.222	UNCOATED WOODFREE PRINTING & WRIT PAPER	3 356	3 330	3 246	3 205	3 205	3 205
4.3	OTHER PAPER AND PAPERBOARD	18 388	18 419	18 434	18 432	18 432	18 432
4.31	HOUSEHOLD AND SANITARY PAPER	1 701	1 716	1 730	1 730	1 730	1 730
4.32	WRAPPING AND PACKAGING PAPER AND BOARD	13 654	13 656	13 656	13 656	13 656	13 656
4.321	LINERBOARD	5 872	5 858	5 858	5 858	5 858	5 858
4.3211	KRAFT LINER	3 593	3 593	3 593	3 593	3 593	3 593
4.32111	UNBLEACHED KRAFT LINER	.	.	.	.	.	.
4.32112	BLEACHED KRAFT LINER	.	.	.	.	.	.
4.3212	OTHER LINERBOARD	2 279	2 265	2 265	2 265	2 265	2 265
4.322	FLUTING MEDIUM	3 914	3 932	3 932	3 932	3 932	3 932
4.3221	SEMI-CHEMICAL FLUTING MEDIUM	1 697	1 697	1 697	1 697	1 697	1 697
4.3222	OTHER FLUTING MEDIUM	2 217	2 235	2 235	2 235	2 235	2 235
4.323	KRAFT WRAPPING AND PACKAGING	1 293	1 289	1 289	1 289	1 289	1 289
4.3231	SACK KRAFT	705	703	703	703	703	703
4.3232	OTHER KRAFT WRAPPING AND PACKAGING	588	586	586	586	586	586
4.324	FOLDING BOXBOARD	2 168	2 168	2 168	2 168	2 168	2 168
4.3241	PULP BASED FOLDING BOXBOARD	813	813	813	813	813	813
4.32411	BLEACHED CHEMICAL PULP FOLDING BOXBOARD	.	.	.	.	.	.
4.32412	OTHER PULP BASED FOLDING BOXBOARD	.	.	.	.	.	.
4.3242	WASTE PAPER BASED FOLDING BOXBOARD	1 355	1 355	1 355	1 355	1 355	1 355
4.325	OTHER WRAPPING AND PACKAGING N.E.S.	407	409	409	409	409	409
4.3251	OTHER WRAPPING PAPER	12	12	12	12	12	12
4.3252	OTHER PACKAGING PAPERBOARD	395	397	397	397	397	397
4.33	OTHER PAPER AND PAPERBOARD N.E.S. TOTAL	3 033	3 047	3 048	3 046	3 046	3 046
4.331	OTHER PAPER N.E.S.	1 834	1 831	1 832	1 830	1 830	1 830
4.332	OTHER PAPERBOARD N.E.S.	1 199	1 216	1 216	1 216	1 216	1 216

JORDAN

	PROCESS	1994 TOTAL CAPA-CITY	1994 OF WHICH MARKET PULP	1995 TOTAL CAPA-CITY	1995 OF WHICH MARKET PULP	1996 TOTAL CAPA-CITY	1996 OF WHICH MARKET PULP	1997 TOTAL CAPA-CITY	1997 OF WHICH MARKET PULP	1998 TOTAL CAPA-CITY	1999 TOTAL CAPA-CITY
		1000 METRIC TONS (AIR DRY) PER YEAR									
1	WOOD PULP FOR PAPER AND PAPERBOARD	0	0	0	0	0	0	0	0	0	0
1.1	MECHANICAL PULP	0	0	0	0	0	0	0	0	0	0
1.11	MECHANICAL NON-CONIFEROUS PULP	0	0	0	0	0	0	0	0	0	0
1.12	MECHANICAL CONIFEROUS PULP	0	0	0	0	0	0	0	0	0	0
1.2	THERMO-MECHANICAL PULP	0	0	0	0	0	0	0	0	0	0
1.21	THERMO-MECHANICAL NON-CONIFEROUS PULP	0	0	0	0	0	0	0	0	0	0
1.22	THERMO-MECHANICAL CONIFEROUS PULP	0	0	0	0	0	0	0	0	0	0
1.3	SEMI-CHEMICAL PULP	0	0	0	0	0	0	0	0	0	0
1.31	SEMI-CHEMICAL NON-CONIFEROUS PULP	0	0	0	0	0	0	0	0	0	0
1.32	SEMI-CHEMICAL CONIFEROUS PULP	0	0	0	0	0	0	0	0	0	0
1.4	CHEMICAL PULP TOTAL	0	0	0	0	0	0	0	0	0	0
1.41	UNBLEACHED SULPHITE PULP	0	0	0	0	0	0	0	0	0	0
1.411	UNBLEACHED NON-CONIFEROUS SULPHITE PULP	0	0	0	0	0	0	0	0	0	0
1.412	UNBLEACHED CONIFEROUS SULPHITE PULP	0	0	0	0	0	0	0	0	0	0
1.42	BLEACHED SULPHITE PULP	0	0	0	0	0	0	0	0	0	0
1.421	BLEACHED NON-CONIFEROUS SULPHITE PULP	0	0	0	0	0	0	0	0	0	0
1.422	BLEACHED CONIFEROUS SULPHITE PULP	0	0	0	0	0	0	0	0	0	0
1.43	UNBLEACHED SULPHATE PULP	0	0	0	0	0	0	0	0	0	0
1.431	UNBLEACHED NON-CONIFEROUS SULPHATE PULP	0	0	0	0	0	0	0	0	0	0
1.432	UNBLEACHED CONIFEROUS SULPHATE PULP	0	0	0	0	0	0	0	0	0	0
1.44	BLEACHED SULPHATE+SODA PULP	0	0	0	0	0	0	0	0	0	0
1.441	BLEACHED NON-CONIFEROUS SULPHATE+SODA PULP	0	0	0	0	0	0	0	0	0	0
1.442	BLEACHED CONIFEROUS SULPHATE+SODA PULP	0	0	0	0	0	0	0	0	0	0
2	PULP OF OTHER FIBRE FOR PAPER AND BOARD	0	0	0	0	0	0	0	0	0	0
2.1	PULP OF STRAW	0	0	0	0	0	0	0	0	0	0
2.2	PULP OF BAGASSE	0	0	0	0	0	0	0	0	0	0
2.3	PULP OF BAMBOO	0	0	0	0	0	0	0	0	0	0
2.4	PULP OF OTHER FIBRE	0	0	0	0	0	0	0	0	0	0
3	DISSOLVING PULP,WOOD+OTHER RAW MATERIALS	0	0	0	0	0	0	0	0	0	0
3.1	NON-CONIFEROUS DISSOLVING PULP	0	0	0	0	0	0	0	0	0	0
3.2	CONIFEROUS DISSOLVING PULP	0	0	0	0	0	0	0	0	0	0

		1994	1995	1996	1997	1998	1999
		TOTAL CAPACITY IN 1000 METRIC TONS PER YEAR					
4	PAPER AND PAPERBOARD	31	46	51	51	56	58
4.1	NEWSPRINT	0	0	0	0	0	0
4.2	OTHER PRINTING AND WRITING PAPER	0	0	0	0	0	0
4.21	COATED PRINTING AND WRITING PAPER	0	0	0	0	0	0
4.211	COATED WOOD CONTAINING PRINT&WRITING PAPER	0	0	0	0	0	0
4.212	COATED WOODFREE PRINTING & WRITING PAPER	0	0	0	0	0	0
4.22	UNCOATED PRINTING AND WRITING PAPER	0	0	0	0	0	0
4.221	UNCOATED WOOD CONTAINING PRINT&WRIT PAPER	0	0	0	0	0	0
4.222	UNCOATED WOODFREE PRINTING & WRIT PAPER	0	0	0	0	0	0
4.3	OTHER PAPER AND PAPERBOARD	31	46	51	51	56	58
4.31	HOUSEHOLD AND SANITARY PAPER	17	19	19	19	20	20
4.32	WRAPPING AND PACKAGING PAPER AND BOARD	14	27	32	32	36	38
4.321	LINERBOARD	6	7	10	10	10	12
4.3211	KRAFT LINER	.	.	.	.	.	.
4.32111	UNBLEACHED KRAFT LINER	.	.	.	.	.	.
4.32112	BLEACHED KRAFT LINER	.	.	.	.	.	.
4.3212	OTHER LINERBOARD	.	.	.	.	.	.
4.322	FLUTING MEDIUM	8	12	12	12	14	14
4.3221	SEMI-CHEMICAL FLUTING MEDIUM	.	.	.	.	.	.
4.3222	OTHER FLUTING MEDIUM	.	.	.	.	.	.
4.323	KRAFT WRAPPING AND PACKAGING	0	0	0	0	0	0
4.3231	SACK KRAFT	0	0	0	0	0	0
4.3232	OTHER KRAFT WRAPPING AND PACKAGING	0	0	0	0	0	0
4.324	FOLDING BOXBOARD	0	8	10	10	12	12
4.3241	PULP BASED FOLDING BOXBOARD	0	0	0	0	0	0
4.32411	BLEACHED CHEMICAL PULP FOLDING BOXBOARD	0	0	0	0	0	0
4.32412	OTHER PULP BASED FOLDING BOXBOARD	0	0	0	0	0	0
4.3242	WASTE PAPER BASED FOLDING BOXBOARD	0	8	10	10	12	12
4.325	OTHER WRAPPING AND PACKAGING N.E.S.	0	0	0	0	0	0
4.3251	OTHER WRAPPING PAPER	0	0	0	0	0	0
4.3252	OTHER PACKAGING PAPERBOARD	0	0	0	0	0	0
4.33	OTHER PAPER AND PAPERBOARD N.E.S. TOTAL	0	0	0	0	0	0
4.331	OTHER PAPER N.E.S.	0	0	0	0	0	0
4.332	OTHER PAPERBOARD N.E.S.	0	0	0	0	0	0

KENYA

	PROCESS	1994 TOTAL CAPA-CITY	1994 OF WHICH MARKET PULP	1995 TOTAL CAPA-CITY	1995 OF WHICH MARKET PULP	1996 TOTAL CAPA-CITY	1996 OF WHICH MARKET PULP	1997 TOTAL CAPA-CITY	1997 OF WHICH MARKET PULP	1998 TOTAL CAPA-CITY	1999 TOTAL CAPA-CITY
		1000 METRIC TONS (AIR DRY) PER YEAR									
1	WOOD PULP FOR PAPER AND PAPERBOARD	109	0	109	0	109	0	109	0	109	109
1.1	MECHANICAL PULP	23	0	23	0	23	0	23	0	23	23
1.11	MECHANICAL NON-CONIFEROUS PULP	0	0	0	0	0	0	0	0	0	0
1.12	MECHANICAL CONIFEROUS PULP	23	0	23	0	23	0	23	0	23	23
1.2	THERMO-MECHANICAL PULP	0	0	0	0	0	0	0	0	0	0
1.21	THERMO-MECHANICAL NON-CONIFEROUS PULP	0	0	0	0	0	0	0	0	0	0
1.22	THERMO-MECHANICAL CONIFEROUS PULP	0	0	0	0	0	0	0	0	0	0
1.3	SEMI-CHEMICAL PULP	0	0	0	0	0	0	0	0	0	0
1.31	SEMI-CHEMICAL NON-CONIFEROUS PULP	0	0	0	0	0	0	0	0	0	0
1.32	SEMI-CHEMICAL CONIFEROUS PULP	0	0	0	0	0	0	0	0	0	0
1.4	CHEMICAL PULP TOTAL	86	0	86	0	86	0	86	0	86	86
1.41	UNBLEACHED SULPHITE PULP	0	0	0	0	0	0	0	0	0	0
1.411	UNBLEACHED NON-CONIFEROUS SULPHITE PULP	0	0	0	0	0	0	0	0	0	0
1.412	UNBLEACHED CONIFEROUS SULPHITE PULP	0	0	0	0	0	0	0	0	0	0
1.42	BLEACHED SULPHITE PULP	0	0	0	0	0	0	0	0	0	0
1.421	BLEACHED NON-CONIFEROUS SULPHITE PULP	0	0	0	0	0	0	0	0	0	0
1.422	BLEACHED CONIFEROUS SULPHITE PULP	0	0	0	0	0	0	0	0	0	0
1.43	UNBLEACHED SULPHATE PULP	56	0	56	0	56	0	56	0	56	56
1.431	UNBLEACHED NON-CONIFEROUS SULPHATE PULP	0	0	0	0	0	0	0	0	0	0
1.432	UNBLEACHED CONIFEROUS SULPHATE PULP	56	0	56	0	56	0	56	0	56	56
1.44	BLEACHED SULPHATE+SODA PULP	30	0	30	0	30	0	30	0	30	30
1.441	BLEACHED NON-CONIFEROUS SULPHATE+SODA PULP	.	0	.	0	.	0	.	0	.	.
1.442	BLEACHED CONIFEROUS SULPHATE+SODA PULP	.	0	.	0	.	0	.	0	.	.
2	PULP OF OTHER FIBRE FOR PAPER AND BOARD	13	0	13	0	13	0	13	0	13	13
2.1	PULP OF STRAW	6	0	6	0	6	0	6	0	6	6
2.2	PULP OF BAGASSE	1	0	1	0	1	0	1	0	1	1
2.3	PULP OF BAMBOO	0	0	0	0	0	0	0	0	0	0
2.4	PULP OF OTHER FIBRE	6	0	6	0	6	0	6	0	6	6
3	DISSOLVING PULP,WOOD+OTHER RAW MATERIALS	0	0	0	0	0	0	0	0	0	0
3.1	NON-CONIFEROUS DISSOLVING PULP	0	0	0	0	0	0	0	0	0	0
3.2	CONIFEROUS DISSOLVING PULP	0	0	0	0	0	0	0	0	0	0

		1994	1995	1996	1997	1998	1999
		TOTAL CAPACITY IN 1000 METRIC TONS PER YEAR					
4	PAPER AND PAPERBOARD	240	240	240	240	240	240
4.1	NEWSPRINT	30	30	30	30	30	30
4.2	OTHER PRINTING AND WRITING PAPER	50	50	50	50	50	50
4.21	COATED PRINTING AND WRITING PAPER	0	0	0	0	0	0
4.211	COATED WOOD CONTAINING PRINT&WRITING PAPER	0	0	0	0	0	0
4.212	COATED WOODFREE PRINTING & WRITING PAPER	0	0	0	0	0	0
4.22	UNCOATED PRINTING AND WRITING PAPER	50	50	50	50	50	50
4.221	UNCOATED WOOD CONTAINING PRINT&WRIT PAPER	0	0	0	0	0	0
4.222	UNCOATED WOODFREE PRINTING & WRIT PAPER	50	50	50	50	50	50
4.3	OTHER PAPER AND PAPERBOARD	160	160	160	160	160	160
4.31	HOUSEHOLD AND SANITARY PAPER	10	10	10	10	10	10
4.32	WRAPPING AND PACKAGING PAPER AND BOARD	150	150	150	150	150	150
4.321	LINERBOARD	60	60	60	60	60	60
4.3211	KRAFT LINER	60	60	60	60	60	60
4.32111	UNBLEACHED KRAFT LINER	60	60	60	60	60	60
4.32112	BLEACHED KRAFT LINER	0	0	0	0	0	0
4.3212	OTHER LINERBOARD	0	0	0	0	0	0
4.322	FLUTING MEDIUM	5	5	5	5	5	5
4.3221	SEMI-CHEMICAL FLUTING MEDIUM	5	5	5	5	5	5
4.3222	OTHER FLUTING MEDIUM	0	0	0	0	0	0
4.323	KRAFT WRAPPING AND PACKAGING	55	55	55	55	55	55
4.3231	SACK KRAFT	30	30	30	30	30	30
4.3232	OTHER KRAFT WRAPPING AND PACKAGING	25	25	25	25	25	25
4.324	FOLDING BOXBOARD	0	0	0	0	0	0
4.3241	PULP BASED FOLDING BOXBOARD	0	0	0	0	0	0
4.32411	BLEACHED CHEMICAL PULP FOLDING BOXBOARD	0	0	0	0	0	0
4.32412	OTHER PULP BASED FOLDING BOXBOARD	0	0	0	0	0	0
4.3242	WASTE PAPER BASED FOLDING BOXBOARD	0	0	0	0	0	0
4.325	OTHER WRAPPING AND PACKAGING N.E.S.	30	30	30	30	30	30
4.3251	OTHER WRAPPING PAPER	25	25	25	25	25	25
4.3252	OTHER PACKAGING PAPERBOARD	5	5	5	5	5	5
4.33	OTHER PAPER AND PAPERBOARD N.E.S. TOTAL	0	0	0	0	0	0
4.331	OTHER PAPER N.E.S.	0	0	0	0	0	0
4.332	OTHER PAPERBOARD N.E.S.	0	0	0	0	0	0

*)

KOREA DEM PEOPLES REP

	PROCESS	1994 TOTAL CAPA-CITY	1994 OF WHICH MARKET PULP	1995 TOTAL CAPA-CITY	1995 OF WHICH MARKET PULP	1996 TOTAL CAPA-CITY	1996 OF WHICH MARKET PULP	1997 TOTAL CAPA-CITY	1997 OF WHICH MARKET PULP	1998 TOTAL CAPA-CITY	1999 TOTAL CAPA-CITY
		1000 METRIC TONS (AIR DRY) PER YEAR									
1	WOOD PULP FOR PAPER AND PAPERBOARD	56	0	56	0	56	0	56	0	56	56
1.1	MECHANICAL PULP	13	0	13	0	13	0	13	0	13	13
1.11	MECHANICAL NON-CONIFEROUS PULP	.	0	.	0	.	0	.	0	.	.
1.12	MECHANICAL CONIFEROUS PULP	.	0	.	0	.	0	.	0	.	.
1.2	THERMO-MECHANICAL PULP	0	0	0	0	0	0	0	0	0	0
1.21	THERMO-MECHANICAL NON-CONIFEROUS PULP	0	0	0	0	0	0	0	0	0	0
1.22	THERMO-MECHANICAL CONIFEROUS PULP	0	0	0	0	0	0	0	0	0	0
1.3	SEMI-CHEMICAL PULP	0	0	0	0	0	0	0	0	0	0
1.31	SEMI-CHEMICAL NON-CONIFEROUS PULP	0	0	0	0	0	0	0	0	0	0
1.32	SEMI-CHEMICAL CONIFEROUS PULP	0	0	0	0	0	0	0	0	0	0
1.4	CHEMICAL PULP TOTAL	43	0	43	0	43	0	43	0	43	43
1.41	UNBLEACHED SULPHITE PULP	.	0	.	0	.	0	.	0	.	.
1.411	UNBLEACHED NON-CONIFEROUS SULPHITE PULP	.	0	.	0	.	0	.	0	.	.
1.412	UNBLEACHED CONIFEROUS SULPHITE PULP	.	0	.	0	.	0	.	0	.	.
1.42	BLEACHED SULPHITE PULP	.	0	.	0	.	0	.	0	.	.
1.421	BLEACHED NON-CONIFEROUS SULPHITE PULP	.	0	.	0	.	0	.	0	.	.
1.422	BLEACHED CONIFEROUS SULPHITE PULP	.	0	.	0	.	0	.	0	.	.
1.43	UNBLEACHED SULPHATE PULP	.	0	.	0	.	0	.	0	.	.
1.431	UNBLEACHED NON-CONIFEROUS SULPHATE PULP	.	0	.	0	.	0	.	0	.	.
1.432	UNBLEACHED CONIFEROUS SULPHATE PULP	.	0	.	0	.	0	.	0	.	.
1.44	BLEACHED SULPHATE+SODA PULP	43	0	43	0	43	0	43	0	43	43
1.441	BLEACHED NON-CONIFEROUS SULPHATE+SODA PULP	.	0	.	0	.	0	.	0	.	.
1.442	BLEACHED CONIFEROUS SULPHATE+SODA PULP	.	0	.	0	.	0	.	0	.	.
2	PULP OF OTHER FIBRE FOR PAPER AND BOARD	50	0	50	0	50	0	50	0	50	50
2.1	PULP OF STRAW	0	0	0	0	0	0	0	0	0	0
2.2	PULP OF BAGASSE	0	0	0	0	0	0	0	0	0	0
2.3	PULP OF BAMBOO	0	0	0	0	0	0	0	0	0	0
2.4	PULP OF OTHER FIBRE	50	0	50	0	50	0	50	0	50	50
3	DISSOLVING PULP,WOOD+OTHER RAW MATERIALS	0	0	0	0	0	0	0	0	. 0	0
3.1	NON-CONIFEROUS DISSOLVING PULP	0	0	0	0	0	0	0	0	0	0
3.2	CONIFEROUS DISSOLVING PULP	0	0	0	0	0	0	0	0	0	0

		1994	1995	1996	1997	1998	1999
		TOTAL CAPACITY IN 1000 METRIC TONS PER YEAR					
4	PAPER AND PAPERBOARD	140	140	140	140	140	140
4.1	NEWSPRINT	0	0	0	0	0	0
4.2	OTHER PRINTING AND WRITING PAPER	30	30	30	30	30	30
4.21	COATED PRINTING AND WRITING PAPER	.	.	.	.	.	.
4.211	COATED WOOD CONTAINING PRINT&WRITING PAPER	.	.	.	.	.	.
4.212	COATED WOODFREE PRINTING & WRITING PAPER	.	.	.	.	.	.
4.22	UNCOATED PRINTING AND WRITING PAPER	.	.	.	.	.	.
4.221	UNCOATED WOOD CONTAINING PRINT&WRIT PAPER	.	.	.	.	.	.
4.222	UNCOATED WOODFREE PRINTING & WRIT PAPER	.	.	.	.	.	.
4.3	OTHER PAPER AND PAPERBOARD	110	110	110	110	110	110
4.31	HOUSEHOLD AND SANITARY PAPER	.	.	.	.	.	.
4.32	WRAPPING AND PACKAGING PAPER AND BOARD	.	.	.	.	.	.
4.321	LINERBOARD	.	.	.	.	.	.
4.3211	KRAFT LINER	.	.	.	.	.	.
4.32111	UNBLEACHED KRAFT LINER	.	.	.	.	.	.
4.32112	BLEACHED KRAFT LINER	.	.	.	.	.	.
4.3212	OTHER LINERBOARD	.	.	.	.	.	.
4.322	FLUTING MEDIUM	.	.	.	.	.	.
4.3221	SEMI-CHEMICAL FLUTING MEDIUM	.	.	.	.	.	.
4.3222	OTHER FLUTING MEDIUM	.	.	.	.	.	.
4.323	KRAFT WRAPPING AND PACKAGING	.	.	.	.	.	.
4.3231	SACK KRAFT	.	.	.	.	.	.
4.3232	OTHER KRAFT WRAPPING AND PACKAGING	.	.	.	.	.	.
4.324	FOLDING BOXBOARD	.	.	.	.	.	.
4.3241	PULP BASED FOLDING BOXBOARD	.	.	.	.	.	.
4.32411	BLEACHED CHEMICAL PULP FOLDING BOXBOARD	.	.	.	.	.	.
4.32412	OTHER PULP BASED FOLDING BOXBOARD	.	.	.	.	.	.
4.3242	WASTE PAPER BASED FOLDING BOXBOARD	.	.	.	.	.	.
4.325	OTHER WRAPPING AND PACKAGING N.E.S.	.	.	.	.	.	.
4.3251	OTHER WRAPPING PAPER	.	.	.	.	.	.
4.3252	OTHER PACKAGING PAPERBOARD	.	.	.	.	.	.
4.33	OTHER PAPER AND PAPERBOARD N.E.S. TOTAL	.	.	.	.	.	.
4.331	OTHER PAPER N.E.S.	.	.	.	.	.	.
4.332	OTHER PAPERBOARD N.E.S.	.	.	.	.	.	.

*)

KOREA,REPUBLIC OF

	PROCESS	1994 TOTAL CAPA-CITY	1994 OF WHICH MARKET PULP	1995 TOTAL CAPA-CITY	1995 OF WHICH MARKET PULP	1996 TOTAL CAPA-CITY	1996 OF WHICH MARKET PULP	1997 TOTAL CAPA-CITY	1997 OF WHICH MARKET PULP	1998 TOTAL CAPA-CITY	1999 TOTAL CAPA-CITY
		1000 METRIC TONS (AIR DRY) PER YEAR									
1	WOOD PULP FOR PAPER AND PAPERBOARD	721	384	721	384	721	384	721	384	721	721
1.1	MECHANICAL PULP	220	0	220	0	220	0	220	0	220	220
1.11	MECHANICAL NON-CONIFEROUS PULP	.	.	.	0	.	0	.	0	.	.
1.12	MECHANICAL CONIFEROUS PULP	.	.	.	0	.	0	.	0	.	.
1.2	THERMO-MECHANICAL PULP	117	0	117	0	117	0	117	0	117	117
1.21	THERMO-MECHANICAL NON-CONIFEROUS PULP	.	.	.	0	.	0	.	0	.	.
1.22	THERMO-MECHANICAL CONIFEROUS PULP	.	.	.	0	.	0	.	0	.	.
1.3	SEMI-CHEMICAL PULP	0	0	0	0	0	0	0	0	0	0
1.31	SEMI-CHEMICAL NON-CONIFEROUS PULP	0	0	0	0	0	0	0	0	0	0
1.32	SEMI-CHEMICAL CONIFEROUS PULP	0	0	0	0	0	0	0	0	0	0
1.4	CHEMICAL PULP TOTAL	384	384	384	384	384	384	384	384	384	384
1.41	UNBLEACHED SULPHITE PULP	0	0	0	0	0	0	0	0	0	0
1.411	UNBLEACHED NON-CONIFEROUS SULPHITE PULP	0	0	0	0	0	0	0	0	0	0
1.412	UNBLEACHED CONIFEROUS SULPHITE PULP	0	0	0	0	0	0	0	0	0	0
1.42	BLEACHED SULPHITE PULP	0	0	0	0	0	0	0	0	0	0
1.421	BLEACHED NON-CONIFEROUS SULPHITE PULP	0	0	0	0	0	0	0	0	0	0
1.422	BLEACHED CONIFEROUS SULPHITE PULP	0	0	0	0	0	0	0	0	0	0
1.43	UNBLEACHED SULPHATE PULP	0	0	0	0	0	0	0	0	0	0
1.431	UNBLEACHED NON-CONIFEROUS SULPHATE PULP	0	0	0	0	0	0	0	0	0	0
1.432	UNBLEACHED CONIFEROUS SULPHATE PULP	0	0	0	0	0	0	0	0	0	0
1.44	BLEACHED SULPHATE+SODA PULP	384	384	384	384	384	384	384	384	384	384
1.441	BLEACHED NON-CONIFEROUS SULPHATE+SODA PULP	384	384	384	384	384	384	384	384	384	384
1.442	BLEACHED CONIFEROUS SULPHATE+SODA PULP	0	0	0	0	0	0	0	0	0	0
2	PULP OF OTHER FIBRE FOR PAPER AND BOARD	0	0	0	0	0	0	0	0	0	0
2.1	PULP OF STRAW	0	0	0	0	0	0	0	0	0	0
2.2	PULP OF BAGASSE	0	0	0	0	0	0	0	0	0	0
2.3	PULP OF BAMBOO	0	0	0	0	0	0	0	0	0	0
2.4	PULP OF OTHER FIBRE	0	0	0	0	0	0	0	0	0	0
3	DISSOLVING PULP,WOOD+OTHER RAW MATERIALS	0	0	0	0	0	0	0	0	0	0
3.1	NON-CONIFEROUS DISSOLVING PULP	0	0	0	0	0	0	0	0	0	0
3.2	CONIFEROUS DISSOLVING PULP	0	0	0	0	0	0	0	0	0	0

		1994	1995	1996	1997	1998	1999
		TOTAL CAPACITY IN 1000 METRIC TONS PER YEAR					
4	PAPER AND PAPERBOARD	6 833	7 467	8 639	9 048	9 048	9 048
4.1	NEWSPRINT	929	974	1 426	1 759	1 759	1 759
4.2	OTHER PRINTING AND WRITING PAPER	1 591	1 692	1 868	1 944	1 944	1 944
4.21	COATED PRINTING AND WRITING PAPER	802	852	941	979	979	979
4.211	COATED WOOD CONTAINING PRINT&WRITING PAPER	0	0	0	0	0	0
4.212	COATED WOODFREE PRINTING & WRITING PAPER	802	852	941	979	979	979
4.22	UNCOATED PRINTING AND WRITING PAPER	789	840	927	965	965	965
4.221	UNCOATED WOOD CONTAINING PRINT&WRIT PAPER	.	.	.	.	.	.
4.222	UNCOATED WOODFREE PRINTING & WRIT PAPER	.	.	.	.	.	.
4.3	OTHER PAPER AND PAPERBOARD	4 313	4 801	5 345	5 345	5 345	5 345
4.31	HOUSEHOLD AND SANITARY PAPER	346	373	389	389	389	389
4.32	WRAPPING AND PACKAGING PAPER AND BOARD	3 687	4 138	4 636	4 636	4 636	4 636
4.321	LINERBOARD	1 640	1 785	1 835	1 835	1 835	1 835
4.3211	KRAFT LINER	.	.	.	.	.	.
4.32111	UNBLEACHED KRAFT LINER	.	.	.	.	.	.
4.32112	BLEACHED KRAFT LINER	.	.	.	.	.	.
4.3212	OTHER LINERBOARD	.	.	.	.	.	.
4.322	FLUTING MEDIUM	676	766	973	973	973	973
4.3221	SEMI-CHEMICAL FLUTING MEDIUM	0	0	0	0	0	0
4.3222	OTHER FLUTING MEDIUM	676	766	973	973	973	973
4.323	KRAFT WRAPPING AND PACKAGING	288	319	358	358	358	358
4.3231	SACK KRAFT	288	319	358	358	358	358
4.3232	OTHER KRAFT WRAPPING AND PACKAGING	0	0	0	0	0	0
4.324	FOLDING BOXBOARD	927	1 116	1 318	1 318	1 318	1 318
4.3241	PULP BASED FOLDING BOXBOARD	.	.	.	.	.	.
4.32411	BLEACHED CHEMICAL PULP FOLDING BOXBOARD	.	.	.	.	.	.
4.32412	OTHER PULP BASED FOLDING BOXBOARD	.	.	.	.	.	.
4.3242	WASTE PAPER BASED FOLDING BOXBOARD	927	1 116	1 318	1 318	1 318	1 318
4.325	OTHER WRAPPING AND PACKAGING N.E.S.	152	152	152	152	152	152
4.3251	OTHER WRAPPING PAPER	0	0	0	0	0	0
4.3252	OTHER PACKAGING PAPERBOARD	152	152	152	152	152	152
4.33	OTHER PAPER AND PAPERBOARD N.E.S. TOTAL	280	290	320	320	320	320
4.331	OTHER PAPER N.E.S.	280	290	320	320	320	320
4.332	OTHER PAPERBOARD N.E.S.	0	0	0	0	0	0

LEBANON

	PROCESS	1994 TOTAL CAPA-CITY	1994 OF WHICH MARKET PULP	1995 TOTAL CAPA-CITY	1995 OF WHICH MARKET PULP	1996 TOTAL CAPA-CITY	1996 OF WHICH MARKET PULP	1997 TOTAL CAPA-CITY	1997 OF WHICH MARKET PULP	1998 TOTAL CAPA-CITY	1999 TOTAL CAPA-CITY
		1000 METRIC TONS (AIR DRY) PER YEAR									
1	WOOD PULP FOR PAPER AND PAPERBOARD	0	0	0	0	0	0	0	0	0	0
1.1	MECHANICAL PULP	0	0	0	0	0	0	0	0	0	0
1.11	MECHANICAL NON-CONIFEROUS PULP	0	0	0	0	0	0	0	0	0	0
1.12	MECHANICAL CONIFEROUS PULP	0	0	0	0	0	0	0	0	0	0
1.2	THERMO-MECHANICAL PULP	0	0	0	0	0	0	0	0	0	0
1.21	THERMO-MECHANICAL NON-CONIFEROUS PULP	0	0	0	0	0	0	0	0	0	0
1.22	THERMO-MECHANICAL CONIFEROUS PULP	0	0	0	0	0	0	0	0	0	0
1.3	SEMI-CHEMICAL PULP	0	0	0	0	0	0	0	0	0	0
1.31	SEMI-CHEMICAL NON-CONIFEROUS PULP	0	0	0	0	0	0	0	0	0	0
1.32	SEMI-CHEMICAL CONIFEROUS PULP	0	0	0	0	0	0	0	0	0	0
1.4	CHEMICAL PULP TOTAL	0	0	0	0	0	0	0	0	0	0
1.41	UNBLEACHED SULPHITE PULP	0	0	0	0	0	0	0	0	0	0
1.411	UNBLEACHED NON-CONIFEROUS SULPHITE PULP	0	0	0	0	0	0	0	0	0	0
1.412	UNBLEACHED CONIFEROUS SULPHITE PULP	0	0	0	0	0	0	0	0	0	0
1.42	BLEACHED SULPHITE PULP	0	0	0	0	0	0	0	0	0	0
1.421	BLEACHED NON-CONIFEROUS SULPHITE PULP	0	0	0	0	0	0	0	0	0	0
1.422	BLEACHED CONIFEROUS SULPHITE PULP	0	0	0	0	0	0	0	0	0	0
1.43	UNBLEACHED SULPHATE PULP	0	0	0	0	0	0	0	0	0	0
1.431	UNBLEACHED NON-CONIFEROUS SULPHATE PULP	0	0	0	0	0	0	0	0	0	0
1.432	UNBLEACHED CONIFEROUS SULPHATE PULP	0	0	0	0	0	*0	0	0	0	0
1.44	BLEACHED SULPHATE+SODA PULP	0	0	0	0	0	0	0	0	0	0
1.441	BLEACHED NON-CONIFEROUS SULPHATE+SODA PULP	0	0	0	0	0	0	0	0	0	0
1.442	BLEACHED CONIFEROUS SULPHATE+SODA PULP	0	0	0	0	0	0	0	0	0	0
2	PULP OF OTHER FIBRE FOR PAPER AND BOARD	0	0	0	0	0	0	0	0	0	0
2.1	PULP OF STRAW	0	0	0	0	0	0	0	0	0	0
2.2	PULP OF BAGASSE	0	0	0	0	0	0	0	0	0	0
2.3	PULP OF BAMBOO	0	0	0	0	0	0	0	0	0	0
2.4	PULP OF OTHER FIBRE	0	0	0	0	0	0	0	0	0	0
3	DISSOLVING PULP,WOOD+OTHER RAW MATERIALS	0	0	0	0	0	0	0	0	0	0
3.1	NON-CONIFEROUS DISSOLVING PULP	0	0	0	0	0	0	0	0	0	0
3.2	CONIFEROUS DISSOLVING PULP	0	0	0	0	0	0	0	0	0	0

		1994	1995	1996	1997	1998	1999
		TOTAL CAPACITY IN 1000 METRIC TONS PER YEAR					
4	PAPER AND PAPERBOARD	45	45	45	45	45	45
4.1	NEWSPRINT	0	0	0	0	0	0
4.2	OTHER PRINTING AND WRITING PAPER	0	0	0	0	0	0
4.21	COATED PRINTING AND WRITING PAPER	0	0	0	0	0	0
4.211	COATED WOOD CONTAINING PRINT&WRITING PAPER	0	0	0	0	0	0
4.212	COATED WOODFREE PRINTING & WRITING PAPER	0	0	0	0	0	0
4.22	UNCOATED PRINTING AND WRITING PAPER	0	0	0	0	0	0
4.221	UNCOATED WOOD CONTAINING PRINT&WRIT PAPER	0	0	0	0	0	0
4.222	UNCOATED WOODFREE PRINTING & WRIT PAPER	0	0	0	0	0	0
4.3	OTHER PAPER AND PAPERBOARD	45	45	45	45	45	45
4.31	HOUSEHOLD AND SANITARY PAPER	2	2	2	2	2	2
4.32	WRAPPING AND PACKAGING PAPER AND BOARD	43	43	43	43	43	43
4.321	LINERBOARD	0	0	0	0	0	0
4.3211	KRAFT LINER	0	0	0	0	0	0
4.32111	UNBLEACHED KRAFT LINER	0	0	0	0	0	0
4.32112	BLEACHED KRAFT LINER	0	0	0	0	0	0
4.3212	OTHER LINERBOARD	0	0	0	0	0	0
4.322	FLUTING MEDIUM	13	13	13	13	13	13
4.3221	SEMI-CHEMICAL FLUTING MEDIUM	.	.	.	.	.	.
4.3222	OTHER FLUTING MEDIUM	.	.	.	.	.	.
4.323	KRAFT WRAPPING AND PACKAGING	0	0	0	0	0	0
4.3231	SACK KRAFT	0	0	0	0	0	0
4.3232	OTHER KRAFT WRAPPING AND PACKAGING	0	0	0	0	0	0
4.324	FOLDING BOXBOARD	20	20	20	20	20	20
4.3241	PULP BASED FOLDING BOXBOARD	0	0	0	0	0	0
4.32411	BLEACHED CHEMICAL PULP FOLDING BOXBOARD	0	0	0	0	0	0
4.32412	OTHER PULP BASED FOLDING BOXBOARD	0	0	0	0	0	0
4.3242	WASTE PAPER BASED FOLDING BOXBOARD	20	20	20	20	20	20
4.325	OTHER WRAPPING AND PACKAGING N.E.S.	10	10	10	10	10	10
4.3251	OTHER WRAPPING PAPER	.	.	.	.	.	.
4.3252	OTHER PACKAGING PAPERBOARD	.	.	.	.	.	.
4.33	OTHER PAPER AND PAPERBOARD N.E.S. TOTAL	0	0	0	0	0	0
4.331	OTHER PAPER N.E.S.	0	0	0	0	0	0
4.332	OTHER PAPERBOARD N.E.S.	0	0	0	0	0	0

*)

LIBYA

	PROCESS	1994 TOTAL CAPA-CITY	1994 OF WHICH MARKET PULP	1995 TOTAL CAPA-CITY	1995 OF WHICH MARKET PULP	1996 TOTAL CAPA-CITY	1996 OF WHICH MARKET PULP	1997 TOTAL CAPA-CITY	1997 OF WHICH MARKET PULP	1998 TOTAL CAPA-CITY	1999 TOTAL CAPA-CITY
		1000 METRIC TONS (AIR DRY) PER YEAR									
1	WOOD PULP FOR PAPER AND PAPERBOARD	0	0	0	0	0	0	0	0	0	0
1.1	MECHANICAL PULP	0	0	0	0	0	0	0	0	0	0
1.11	MECHANICAL NON-CONIFEROUS PULP	0	0	0	0	0	0	0	0	0	0
1.12	MECHANICAL CONIFEROUS PULP	0	0	0	0	0	0	0	0	0	0
1.2	THERMO-MECHANICAL PULP	0	0	0	0	0	0	0	0	0	0
1.21	THERMO-MECHANICAL NON-CONIFEROUS PULP	0	0	0	0	0	0	0	0	0	0
1.22	THERMO-MECHANICAL CONIFEROUS PULP	0	0	0	0	0	0	0	0	0	0
1.3	SEMI-CHEMICAL PULP	0	0	0	0	0	0	0	0	0	0
1.31	SEMI-CHEMICAL NON-CONIFEROUS PULP	0	0	0	0	0	0	0	0	0	0
1.32	SEMI-CHEMICAL CONIFEROUS PULP	0	0	0	0	0	0	0	0	0	0
1.4	CHEMICAL PULP TOTAL	0	0	0	0	0	0	0	0	0	0
1.41	UNBLEACHED SULPHITE PULP	0	0	0	0	0	0	0	0	0	0
1.411	UNBLEACHED NON-CONIFEROUS SULPHITE PULP	0	0	0	0	0	0	0	0	0	0
1.412	UNBLEACHED CONIFEROUS SULPHITE PULP	0	0	0	0	0	0	0	0	0	0
1.42	BLEACHED SULPHITE PULP	0	0	0	0	0	0	0	0	0	0
1.421	BLEACHED NON-CONIFEROUS SULPHITE PULP	0	0	0	0	0	0	0	0	0	0
1.422	BLEACHED CONIFEROUS SULPHITE PULP	0	0	0	0	0	0	0	0	0	0
1.43	UNBLEACHED SULPHATE PULP	0	0	0	0	0	0	0	0	0	0
1.431	UNBLEACHED NON-CONIFEROUS SULPHATE PULP	0	0	0	0	0	0	0	0	0	0
1.432	UNBLEACHED CONIFEROUS SULPHATE PULP	0	0	0	0	0	0	0	0	0	0
1.44	BLEACHED SULPHATE+SODA PULP	0	0	0	0	0	0	0	0	0	0
1.441	BLEACHED NON-CONIFEROUS SULPHATE+SODA PULP	0	0	0	0	0	0	0	0	0	0
1.442	BLEACHED CONIFEROUS SULPHATE+SODA PULP	0	0	0	0	0	0	0	0	0	0
2	PULP OF OTHER FIBRE FOR PAPER AND BOARD	0	0	0	0	0	0	0	0	0	0
2.1	PULP OF STRAW	0	0	0	0	0	0	0	0	0	0
2.2	PULP OF BAGASSE	0	0	0	0	0	0	0	0	0	0
2.3	PULP OF BAMBOO	0	0	0	0	0	0	0	0	0	0
2.4	PULP OF OTHER FIBRE	0	0	0	0	0	0	0	0	0	0
3	DISSOLVING PULP,WOOD+OTHER RAW MATERIALS	0	0	0	0	0	0	0	0	0	0
3.1	NON-CONIFEROUS DISSOLVING PULP	0	0	0	0	0	0	0	0	0	0
3.2	CONIFEROUS DISSOLVING PULP	0	0	0	0	0	0	0	0	0	0

		1994	1995	1996	1997	1998	1999
		TOTAL CAPACITY IN 1000 METRIC TONS PER YEAR					
4	PAPER AND PAPERBOARD	5	5	5	5	5	5
4.1	NEWSPRINT	0	0	0	0	0	0
4.2	OTHER PRINTING AND WRITING PAPER	0	0	0	0	0	0
4.21	COATED PRINTING AND WRITING PAPER	0	0	0	0	0	0
4.211	COATED WOOD CONTAINING PRINT&WRITING PAPER	0	0	0	0	0	0
4.212	COATED WOODFREE PRINTING & WRITING PAPER	0	0	0	0	0	0
4.22	UNCOATED PRINTING AND WRITING PAPER	0	0	0	0	0	0
4.221	UNCOATED WOOD CONTAINING PRINT&WRIT PAPER	0	0	0	0	0	0
4.222	UNCOATED WOODFREE PRINTING & WRIT PAPER	0	0	0	0	0	0
4.3	OTHER PAPER AND PAPERBOARD	5	5	5	5	5	5
4.31	HOUSEHOLD AND SANITARY PAPER	0	0	0	0	0	0
4.32	WRAPPING AND PACKAGING PAPER AND BOARD	5	5	5	5	5	5
4.321	LINERBOARD	0	0	0	0	0	0
4.3211	KRAFT LINER	0	0	0	0	0	0
4.32111	UNBLEACHED KRAFT LINER	0	0	0	0	0	0
4.32112	BLEACHED KRAFT LINER	0	0	0	0	0	0
4.3212	OTHER LINERBOARD	0	0	0	0	0	0
4.322	FLUTING MEDIUM	0	0	0	0	0	0
4.3221	SEMI-CHEMICAL FLUTING MEDIUM	0	0	0	0	0	0
4.3222	OTHER FLUTING MEDIUM	0	0	0	0	0	0
4.323	KRAFT WRAPPING AND PACKAGING	1	1	1	1	1	1
4.3231	SACK KRAFT	0	0	0	0	0	0
4.3232	OTHER KRAFT WRAPPING AND PACKAGING	1	1	1	1	1	1
4.324	FOLDING BOXBOARD	2	2	2	2	2	2
4.3241	PULP BASED FOLDING BOXBOARD	0	0	0	0	0	0
4.32411	BLEACHED CHEMICAL PULP FOLDING BOXBOARD	0	0	0	0	0	0
4.32412	OTHER PULP BASED FOLDING BOXBOARD	0	0	0	0	0	0
4.3242	WASTE PAPER BASED FOLDING BOXBOARD	2	2	2	2	2	2
4.325	OTHER WRAPPING AND PACKAGING N.E.S.	2	2	2	2	2	2
4.3251	OTHER WRAPPING PAPER	2	2	2	2	2	2
4.3252	OTHER PACKAGING PAPERBOARD	0	0	0	0	0	0
4.33	OTHER PAPER AND PAPERBOARD N.E.S. TOTAL	0	0	0	0	0	0
4.331	OTHER PAPER N.E.S.	0	0	0	0	0	0
4.332	OTHER PAPERBOARD N.E.S.	0	0	0	0	0	0

*)

MADAGASCAR

	PROCESS	1994 TOTAL CAPA-CITY	1994 OF WHICH MARKET PULP	1995 TOTAL CAPA-CITY	1995 OF WHICH MARKET PULP	1996 TOTAL CAPA-CITY	1996 OF WHICH MARKET PULP	1997 TOTAL CAPA-CITY	1997 OF WHICH MARKET PULP	1998 TOTAL CAPA-CITY	1999 TOTAL CAPA-CITY
		1000 METRIC TONS (AIR DRY) PER YEAR									
1	WOOD PULP FOR PAPER AND PAPERBOARD	9	0	9	0	9	0	9	0	9	9
1.1	MECHANICAL PULP	6	0	6	0	6	0	6	0	6	6
1.11	MECHANICAL NON-CONIFEROUS PULP	0	0	0	0	0	0	0	0	0	0
1.12	MECHANICAL CONIFEROUS PULP	6	0	6	0	6	0	6	0	6	6
1.2	THERMO-MECHANICAL PULP	0	0	0	0	0	0	0	0	0	0
1.21	THERMO-MECHANICAL NON-CONIFEROUS PULP	0	0	0	0	0	0	0	0	0	0
1.22	THERMO-MECHANICAL CONIFEROUS PULP	0	0	0	0	0	0	0	0	0	0
1.3	SEMI-CHEMICAL PULP	3	0	3	0	3	0	3	0	3	3
1.31	SEMI-CHEMICAL NON-CONIFEROUS PULP	3	0	3	0	3	0	3	0	3	3
1.32	SEMI-CHEMICAL CONIFEROUS PULP	0	0	0	0	0	0	0	0	0	0
1.4	CHEMICAL PULP TOTAL	0	0	0	0	0	0	0	0	0	0
1.41	UNBLEACHED SULPHITE PULP	0	0	0	0	0	0	0	0	0	0
1.411	UNBLEACHED NON-CONIFEROUS SULPHITE PULP	0	0	0	0	0	0	0	0	0	0
1.412	UNBLEACHED CONIFEROUS SULPHITE PULP	0	0	0	0	0	0	0	0	0	0
1.42	BLEACHED SULPHITE PULP	0	0	0	0	0	0	0	0	0	0
1.421	BLEACHED NON-CONIFEROUS SULPHITE PULP	0	0	0	0	0	0	0	0	0	0
1.422	BLEACHED CONIFEROUS SULPHITE PULP	0	0	0	0	0	0	0	0	0	0
1.43	UNBLEACHED SULPHATE PULP	0	0	0	0	0	0	0	0	0	0
1.431	UNBLEACHED NON-CONIFEROUS SULPHATE PULP	0	0	0	0	0	0	0	0	0	0
1.432	UNBLEACHED CONIFEROUS SULPHATE PULP	0	0	0	0	0	0	0	0	0	0
1.44	BLEACHED SULPHATE+SODA PULP	0	0	0	0	0	0	0	0	0	0
1.441	BLEACHED NON-CONIFEROUS SULPHATE+SODA PULP	0	0	0	0	0	0	0	0	0	0
1.442	BLEACHED CONIFEROUS SULPHATE+SODA PULP	0	0	0	0	0	0	0	0	0	0
2	PULP OF OTHER FIBRE FOR PAPER AND BOARD	0	0	0	0	0	0	0	0	0	0
2.1	PULP OF STRAW	0	0	0	0	0	0	0	0	0	0
2.2	PULP OF BAGASSE	0	0	0	0	0	0	0	0	0	0
2.3	PULP OF BAMBOO	0	0	0	0	0	0	0	0	0	0
2.4	PULP OF OTHER FIBRE	0	0	0	0	0	0	0	0	0	0
3	DISSOLVING PULP,WOOD+OTHER RAW MATERIALS	0	0	0	0	0	0	0	0	0	0
3.1	NON-CONIFEROUS DISSOLVING PULP	0	0	0	0	0	0	0	0	0	0
3.2	CONIFEROUS DISSOLVING PULP	0	0	0	0	0	0	0	0	0	0

		1994	1995	1996	1997	1998	1999
		TOTAL CAPACITY IN 1000 METRIC TONS PER YEAR					
4	PAPER AND PAPERBOARD	14	14	14	14	14	14
4.1	NEWSPRINT	1	1	1	1	1	1
4.2	OTHER PRINTING AND WRITING PAPER	8	8	8	8	8	8
4.21	COATED PRINTING AND WRITING PAPER	0	0	0	0	0	0
4.211	COATED WOOD CONTAINING PRINT&WRITING PAPER	0	0	0	0	0	0
4.212	COATED WOODFREE PRINTING & WRITING PAPER	0	0	0	0	0	0
4.22	UNCOATED PRINTING AND WRITING PAPER	8	8	8	8	8	8
4.221	UNCOATED WOOD CONTAINING PRINT&WRIT PAPER	5	5	5	5	5	5
4.222	UNCOATED WOODFREE PRINTING & WRIT PAPER	3	3	3	3	3	3
4.3	OTHER PAPER AND PAPERBOARD	5	5	5	5	5	5
4.31	HOUSEHOLD AND SANITARY PAPER	1	1	1	1	1	1
4.32	WRAPPING AND PACKAGING PAPER AND BOARD	4	4	4	4	4	4
4.321	LINERBOARD	1	1	1	1	1	1
4.3211	KRAFT LINER	0	0	0	0	0	0
4.32111	*UNBLEACHED KRAFT LINER*	0	0	0	0	0	0
4.32112	BLEACHED KRAFT LINER	0	0	0	0	0	0
4.3212	OTHER LINERBOARD	1	1	1	1	1	1
4.322	FLUTING MEDIUM	1	1	1	1	1	1
4.3221	SEMI-CHEMICAL FLUTING MEDIUM	1	1	1	1	1	1
4.3222	OTHER FLUTING MEDIUM	0	0	0	0	0	0
4.323	KRAFT WRAPPING AND PACKAGING	1	1	1	1	1	1
4.3231	SACK KRAFT	1	1	1	1	1	1
4.3232	OTHER KRAFT WRAPPING AND PACKAGING	0	0	0	0	0	0
4.324	FOLDING BOXBOARD	1	1	1	1	1	1
4.3241	PULP BASED FOLDING BOXBOARD	1	1	1	1	1	1
4.32411	BLEACHED CHEMICAL PULP FOLDING BOXBOARD	0	0	0	0	0	0
4.32412	OTHER PULP BASED FOLDING BOXBOARD	1	1	1	1	1	1
4.3242	WASTE PAPER BASED FOLDING BOXBOARD	0	0	0	0	0	0
4.325	OTHER WRAPPING AND PACKAGING N.E.S.	0	0	0	0	0	0
4.3251	OTHER WRAPPING PAPER	0	0	0	0	0	0
4.3252	OTHER PACKAGING PAPERBOARD	0	0	0	0	0	0
4.33	OTHER PAPER AND PAPERBOARD N.E.S. TOTAL	0	0	0	0	0	0
4.331	OTHER PAPER N.E.S.	0	0	0	0	0	0
4.332	OTHER PAPERBOARD N.E.S.	0	0	0	0	0	0

*)

MALAYSIA

	PROCESS	1994 TOTAL CAPA-CITY	1994 OF WHICH MARKET PULP	1995 TOTAL CAPA-CITY	1995 OF WHICH MARKET PULP	1996 TOTAL CAPA-CITY	1996 OF WHICH MARKET PULP	1997 TOTAL CAPA-CITY	1997 OF WHICH MARKET PULP	1998 TOTAL CAPA-CITY	1999 TOTAL CAPA-CITY
		1000 METRIC TONS (AIR DRY) PER YEAR									
1	WOOD PULP FOR PAPER AND PAPERBOARD	120	0	120	0	120	0	120	0	120	120
1.1	MECHANICAL PULP	0	0	0	0	0	0	0	0	0	0
1.11	MECHANICAL NON-CONIFEROUS PULP	0	0	0	0	0	0	0	0	0	0
1.12	MECHANICAL CONIFEROUS PULP	0	0	0	0	0	0	0	0	0	0
1.2	THERMO-MECHANICAL PULP	0	0	0	0	0	0	0	0	0	0
1.21	THERMO-MECHANICAL NON-CONIFEROUS PULP	0	0	0	0	0	0	0	0	0	0
1.22	THERMO-MECHANICAL CONIFEROUS PULP	0	0	0	0	0	0	0	0	0	0
1.3	SEMI-CHEMICAL PULP	120	0	120	0	120	0	120	0	120	120
1.31	SEMI-CHEMICAL NON-CONIFEROUS PULP	120	0	120	0	120	0	120	0	120	120
1.32	SEMI-CHEMICAL CONIFEROUS PULP	0	0	0	0	0	0	0	0	0	0
1.4	CHEMICAL PULP TOTAL	0	0	0	0	0	0	0	0	0	0
1.41	UNBLEACHED SULPHITE PULP	0	0	0	0	0	0	0	0	0	0
1.411	UNBLEACHED NON-CONIFEROUS SULPHITE PULP	0	0	0	0	0	0	0	0	0	0
1.412	UNBLEACHED CONIFEROUS SULPHITE PULP	0	0	0	0	0	0	0	0	0	0
1.42	BLEACHED SULPHITE PULP	0	0	0	0	0	0	0	0	0	0
1.421	BLEACHED NON-CONIFEROUS SULPHITE PULP	0	0	0	0	0	0	0	0	0	0
1.422	BLEACHED CONIFEROUS SULPHITE PULP	0	0	0	0	0	0	0	0	0	0
1.43	UNBLEACHED SULPHATE PULP	0	0	0	0	0	0	0	0	0	0
1.431	UNBLEACHED NON-CONIFEROUS SULPHATE PULP	0	0	0	0	0	0	0	0	0	0
1.432	UNBLEACHED CONIFEROUS SULPHATE PULP	0	0	0	0	0	0	0	0	0	0
1.44	BLEACHED SULPHATE+SODA PULP	0	0	0	0	0	0	0	0	0	0
1.441	BLEACHED NON-CONIFEROUS SULPHATE+SODA PULP	0	0	0	0	0	0	0	0	0	0
1.442	BLEACHED CONIFEROUS SULPHATE+SODA PULP	0	0	0	0	0	0	0	0	0	0
2	PULP OF OTHER FIBRE FOR PAPER AND BOARD	0	0	0	0	0	0	0	0	0	0
2.1	PULP OF STRAW	0	0	0	0	0	0	0	0	0	0
2.2	PULP OF BAGASSE	0	0	0	0	0	0	0	0	0	0
2.3	PULP OF BAMBOO	0	0	0	0	0	0	0	0	0	0
2.4	PULP OF OTHER FIBRE	0	0	0	0	0	0	0	0	0	0
3	DISSOLVING PULP,WOOD+OTHER RAW MATERIALS	0	0	0	0	0	0	0	0	0	0
3.1	NON-CONIFEROUS DISSOLVING PULP	0	0	0	0	0	0	0	0	0	0
3.2	CONIFEROUS DISSOLVING PULP	0	0	0	0	0	0	0	0	0	0

		1994	1995	1996	1997	1998	1999
		TOTAL CAPACITY IN 1000 METRIC TONS PER YEAR					
4	PAPER AND PAPERBOARD	374	374	374	374	374	374
4.1	NEWSPRINT	100	100	100	100	100	100
4.2	OTHER PRINTING AND WRITING PAPER	165	165	165	165	165	165
4.21	COATED PRINTING AND WRITING PAPER	40	40	40	40	40	40
4.211	COATED WOOD CONTAINING PRINT&WRITING PAPER	0	0	0	0	0	0
4.212	COATED WOODFREE PRINTING & WRITING PAPER	40	40	40	40	40	40
4.22	UNCOATED PRINTING AND WRITING PAPER	125	125	125	125	125	125
4.221	UNCOATED WOOD CONTAINING PRINT&WRIT PAPER	0	0	0	0	0	0
4.222	UNCOATED WOODFREE PRINTING & WRIT PAPER	125	125	125	125	125	125
4.3	OTHER PAPER AND PAPERBOARD	109	109	109	109	109	109
4.31	HOUSEHOLD AND SANITARY PAPER	41	41	41	41	41	41
4.32	WRAPPING AND PACKAGING PAPER AND BOARD	52	52	52	52	52	52
4.321	LINERBOARD	20	20	20	20	20	20
4.3211	KRAFT LINER	0	0	0	0	0	0
4.32111	UNBLEACHED KRAFT LINER	0	0	0	0	0	0
4.32112	BLEACHED KRAFT LINER	0	0	0	0	0	0
4.3212	OTHER LINERBOARD	20	20	20	20	20	20
4.322	FLUTING MEDIUM	9	9	9	9	9	9
4.3221	SEMI-CHEMICAL FLUTING MEDIUM	0	0	0	0	0	0
4.3222	OTHER FLUTING MEDIUM	9	9	9	9	9	9
4.323	KRAFT WRAPPING AND PACKAGING	0	0	0	0	0	0
4.3231	SACK KRAFT	0	0	0	0	0	0
4.3232	OTHER KRAFT WRAPPING AND PACKAGING	0	0	0	0	0	0
4.324	FOLDING BOXBOARD	23	23	23	23	23	23
4.3241	PULP BASED FOLDING BOXBOARD	0	0	0	0	0	0
4.32411	BLEACHED CHEMICAL PULP FOLDING BOXBOARD	0	0	0	0	0	0
4.32412	OTHER PULP BASED FOLDING BOXBOARD	0	0	0	0	0	0
4.3242	WASTE PAPER BASED FOLDING BOXBOARD	23	23	23	23	23	23
4.325	OTHER WRAPPING AND PACKAGING N.E.S.	0	0	0	0	0	0
4.3251	OTHER WRAPPING PAPER	0	0	0	0	0	0
4.3252	OTHER PACKAGING PAPERBOARD	0	0	0	0	0	0
4.33	OTHER PAPER AND PAPERBOARD N.E.S. TOTAL	16	16	16	16	16	16
4.331	OTHER PAPER N.E.S.	13	13	13	13	13	13
4.332	OTHER PAPERBOARD N.E.S.	3	3	3	3	3	3

*)

MEXICO

	PROCESS	1994 TOTAL CAPA-CITY	1994 OF WHICH MARKET PULP	1995 TOTAL CAPA-CITY	1995 OF WHICH MARKET PULP	1996 TOTAL CAPA-CITY	1996 OF WHICH MARKET PULP	1997 TOTAL CAPA-CITY	1997 OF WHICH MARKET PULP	1998 TOTAL CAPA-CITY	1999 TOTAL CAPA-CITY
		1000 METRIC TONS (AIR DRY) PER YEAR									
1	WOOD PULP FOR PAPER AND PAPERBOARD	745	0	745	0	745	0	745	0	745	745
1.1	MECHANICAL PULP	0	0	0	0	0	0	0	0	0	0
1.11	MECHANICAL NON-CONIFEROUS PULP	0	0	0	0	0	0	0	0	0	0
1.12	MECHANICAL CONIFEROUS PULP	0	0	0	0	0	0	0	0	0	0
1.2	THERMO-MECHANICAL PULP	281	0	281	0	281	0	281	0	281	281
1.21	THERMO-MECHANICAL NON-CONIFEROUS PULP	.	.	.	0	.	0	.	0	.	.
1.22	THERMO-MECHANICAL CONIFEROUS PULP	.	.	.	0	.	0	.	0	.	.
1.3	SEMI-CHEMICAL PULP	0	0	0	0	0	0	0	0	0	0
1.31	SEMI-CHEMICAL NON-CONIFEROUS PULP	0	0	0	0	0	0	0	0	0	0
1.32	SEMI-CHEMICAL CONIFEROUS PULP	0	0	0	0	0	0	0	0	0	0
1.4	CHEMICAL PULP TOTAL	464	0	464	0	464	0	464	0	464	464
1.41	UNBLEACHED SULPHITE PULP	0	0	0	0	0	0	0	0	0	0
1.411	UNBLEACHED NON-CONIFEROUS SULPHITE PULP	0	0	0	0	0	0	0	0	0	0
1.412	UNBLEACHED CONIFEROUS SULPHITE PULP	0	0	0	0	0	0	0	0	0	0
1.42	BLEACHED SULPHITE PULP	0	0	0	0	0	0	0	0	0	0
1.421	BLEACHED NON-CONIFEROUS SULPHITE PULP	0	0	0	0	0	0	0	0	0	0
1.422	BLEACHED CONIFEROUS SULPHITE PULP	0	0	0	0	0	0	0	0	0	0
1.43	UNBLEACHED SULPHATE PULP	195	0	195	0	195	0	195	0	195	195
1.431	UNBLEACHED NON-CONIFEROUS SULPHATE PULP	.	.	.	0	.	0	.	0	.	.
1.432	UNBLEACHED CONIFEROUS SULPHATE PULP	.	.	.	0	.	0	.	0	.	.
1.44	BLEACHED SULPHATE+SODA PULP	269	0	269	0	269	0	269	0	269	269
1.441	BLEACHED NON-CONIFEROUS SULPHATE+SODA PULP	.	.	.	0	.	0	.	0	.	.
1.442	BLEACHED CONIFEROUS SULPHATE+SODA PULP	.	.	.	0	.	0	.	0	.	.
2	PULP OF OTHER FIBRE FOR PAPER AND BOARD	230	0	230	0	230	0	230	0	230	230
2.1	PULP OF STRAW	0	0	0	0	0	0	0	0	0	0
2.2	PULP OF BAGASSE	230	0	230	0	230	0	230	0	230	230
2.3	PULP OF BAMBOO	0	0	0	0	0	0	0	0	0	0
2.4	PULP OF OTHER FIBRE	0	0	0	0	0	0	0	0	0	0
3	DISSOLVING PULP,WOOD+OTHER RAW MATERIALS	0	0	0	0	0	0	0	0	0	0
3.1	NON-CONIFEROUS DISSOLVING PULP	0	0	0	0	0	0	0	0	0	0
3.2	CONIFEROUS DISSOLVING PULP	0	0	0	0	0	0	0	0	0	0

		1994	1995	1996	1997	1998	1999
		TOTAL CAPACITY IN 1000 METRIC TONS PER YEAR					
4	PAPER AND PAPERBOARD	3 812	3 840	3 953	4 292	4 328	4 328
4.1	NEWSPRINT	353	353	353	353	353	353
4.2	OTHER PRINTING AND WRITING PAPER	636	636	636	636	636	636
4.21	COATED PRINTING AND WRITING PAPER	.	.	.	.	.	.
4.211	COATED WOOD CONTAINING PRINT&WRITING PAPER	.	.	.	.	.	.
4.212	COATED WOODFREE PRINTING & WRITING PAPER	.	.	.	.	.	.
4.22	UNCOATED PRINTING AND WRITING PAPER	.	.	.	.	.	.
4.221	UNCOATED WOOD CONTAINING PRINT&WRIT PAPER	.	.	.	.	.	.
4.222	UNCOATED WOODFREE PRINTING & WRIT PAPER	.	.	.	.	.	.
4.3	OTHER PAPER AND PAPERBOARD	2 823	2 851	2 964	3 303	3 339	3 339
4.31	HOUSEHOLD AND SANITARY PAPER	532	532	590	621	635	635
4.32	WRAPPING AND PACKAGING PAPER AND BOARD	2 257	2 285	2 340	2 648	2 670	2 670
4.321	LINERBOARD	1 509	1 529	1 558	1 819	1 824	1 824
4.3211	KRAFT LINER	.	.	.	.	.	.
4.32111	UNBLEACHED KRAFT LINER	.	.	.	.	.	.
4.32112	BLEACHED KRAFT LINER	.	.	.	.	.	.
4.3212	OTHER LINERBOARD	.	.	.	.	.	.
4.322	FLUTING MEDIUM	0	0	0	0	0	0
4.3221	SEMI-CHEMICAL FLUTING MEDIUM	0	0	0	0	0	0
4.3222	OTHER FLUTING MEDIUM	0	0	0	0	0	0
4.323	KRAFT WRAPPING AND PACKAGING	386	392	394	413	413	413
4.3231	SACK KRAFT	.	.	.	.	.	.
4.3232	OTHER KRAFT WRAPPING AND PACKAGING	.	.	.	.	.	.
4.324	FOLDING BOXBOARD	362	364	388	416	433	433
4.3241	PULP BASED FOLDING BOXBOARD	.	.	.	.	.	.
4.32411	BLEACHED CHEMICAL PULP FOLDING BOXBOARD	.	.	.	.	.	.
4.32412	OTHER PULP BASED FOLDING BOXBOARD	.	.	.	.	.	.
4.3242	WASTE PAPER BASED FOLDING BOXBOARD	.	.	.	.	.	.
4.325	OTHER WRAPPING AND PACKAGING N.E.S.	0	0	0	0	0	0
4.3251	OTHER WRAPPING PAPER	0	0	0	0	0	0
4.3252	OTHER PACKAGING PAPERBOARD	0	0	0	0	0	0
4.33	OTHER PAPER AND PAPERBOARD N.E.S. TOTAL	34	34	34	34	34	34
4.331	OTHER PAPER N.E.S.	.	.	.	.	.	.
4.332	OTHER PAPERBOARD N.E.S.	.	.	.	.	.	.

MONGOLIA

	PROCESS	1994 TOTAL CAPA-CITY	1994 OF WHICH MARKET PULP	1995 TOTAL CAPA-CITY	1995 OF WHICH MARKET PULP	1996 TOTAL CAPA-CITY	1996 OF WHICH MARKET PULP	1997 TOTAL CAPA-CITY	1997 OF WHICH MARKET PULP	1998 TOTAL CAPA-CITY	1999 TOTAL CAPA-CITY
		1000 METRIC TONS (AIR DRY) PER YEAR									
1	WOOD PULP FOR PAPER AND PAPERBOARD	0	0	0	0	0	0	0	0	0	0
1.1	MECHANICAL PULP	0	0	0	0	0	0	0	0	0	0
1.11	MECHANICAL NON-CONIFEROUS PULP	0	0	0	0	0	0	0	0	0	0
1.12	MECHANICAL CONIFEROUS PULP	0	0	0	0	0	0	0	0	0	0
1.2	THERMO-MECHANICAL PULP	0	0	0	0	0	0	0	0	0	0
1.21	THERMO-MECHANICAL NON-CONIFEROUS PULP	0	0	0	0	0	0	0	0	0	0
1.22	THERMO-MECHANICAL CONIFEROUS PULP	0	0	0	0	0	0	0	0	0	0
1.3	SEMI-CHEMICAL PULP	0	0	0	0	0	0	0	0	0	0
1.31	SEMI-CHEMICAL NON-CONIFEROUS PULP	0	0	0	0	0	0	0	0	0	0
1.32	SEMI-CHEMICAL CONIFEROUS PULP	0	0	0	0	0	0	0	0	0	0
1.4	CHEMICAL PULP TOTAL	0	0	0	0	0	0	0	0	0	0
1.41	UNBLEACHED SULPHITE PULP	0	0	0	0	0	0	0	0	0	0
1.411	UNBLEACHED NON-CONIFEROUS SULPHITE PULP	0	0	0	0	0	0	0	0	0	0
1.412	UNBLEACHED CONIFEROUS SULPHITE PULP	0	0	0	0	0	0	0	0	0	0
1.42	BLEACHED SULPHITE PULP	0	0	0	0	0	0	0	0	0	0
1.421	BLEACHED NON-CONIFEROUS SULPHITE PULP	0	0	0	0	0	0	0	0	0	0
1.422	BLEACHED CONIFEROUS SULPHITE PULP	0	0	0	0	0	0	0	0	0	0
1.43	UNBLEACHED SULPHATE PULP	0	0	0	0	0	0	0	0	0	0
1.431	UNBLEACHED NON-CONIFEROUS SULPHATE PULP	0	0	0	0	0	0	0	0	0	0
1.432	UNBLEACHED CONIFEROUS SULPHATE PULP	0	0	0	0	0	0	0	0	0	0
1.44	BLEACHED SULPHATE+SODA PULP	0	0	0	0	0	0	0	0	0	0
1.441	BLEACHED NON-CONIFEROUS SULPHATE+SODA PULP	0	0	0	0	0	0	0	0	0	0
1.442	BLEACHED CONIFEROUS SULPHATE+SODA PULP	0	0	0	0	0	0	0	0	0	0
2	PULP OF OTHER FIBRE FOR PAPER AND BOARD	0	0	0	0	0	0	0	0	0	0
2.1	PULP OF STRAW	0	0	0	0	0	0	0	0	0	0
2.2	PULP OF BAGASSE	0	0	0	0	0	0	0	0	0	0
2.3	PULP OF BAMBOO	0	0	0	0	0	0	0	0	0	0
2.4	PULP OF OTHER FIBRE	0	0	0	0	0	0	0	0	0	0
3	DISSOLVING PULP,WOOD+OTHER RAW MATERIALS	0	0	0	0	0	0	0	0	0	0
3.1	NON-CONIFEROUS DISSOLVING PULP	0	0	0	0	0	0	0	0	0	0
3.2	CONIFEROUS DISSOLVING PULP	0	0	0	0	0	0	0	0	0	0

		1994	1995	1996	1997	1998	1999
		TOTAL CAPACITY IN 1000 METRIC TONS PER YEAR					
4	PAPER AND PAPERBOARD	0	0	0	0	0	0
4.1	NEWSPRINT	0	0	0	0	0	0
4.2	OTHER PRINTING AND WRITING PAPER	0	0	0	0	0	0
4.21	COATED PRINTING AND WRITING PAPER	0	0	0	0	0	0
4.211	COATED WOOD CONTAINING PRINT&WRITING PAPER	0	0	0	0	0	0
4.212	COATED WOODFREE PRINTING & WRITING PAPER	0	0	0	0	0	0
4.22	UNCOATED PRINTING AND WRITING PAPER	0	0	0	0	0	0
4.221	UNCOATED WOOD CONTAINING PRINT&WRIT PAPER	0	0	0	0	0	0
4.222	UNCOATED WOODFREE PRINTING & WRIT PAPER	0	0	0	0	0	0
4.3	OTHER PAPER AND PAPERBOARD	0	0	0	0	0	0
4.31	HOUSEHOLD AND SANITARY PAPER	0	0	0	0	0	0
4.32	WRAPPING AND PACKAGING PAPER AND BOARD	0	0	0	0	0	0
4.321	LINERBOARD	0	0	0	0	0	0
4.3211	KRAFT LINER	0	0	0	0	0	0
4.32111	UNBLEACHED KRAFT LINER	0	0	0	0	0	0
4.32112	BLEACHED KRAFT LINER	0	0	0	0	0	0
4.3212	OTHER LINERBOARD	0	0	0	0	0	0
4.322	FLUTING MEDIUM	0	0	0	0	0	0
4.3221	SEMI-CHEMICAL FLUTING MEDIUM	0	0	0	0	0	0
4.3222	OTHER FLUTING MEDIUM	0	0	0	0	0	0
4.323	KRAFT WRAPPING AND PACKAGING	0	0	0	0	0	0
4.3231	SACK KRAFT	0	0	0	0	0	0
4.3232	OTHER KRAFT WRAPPING AND PACKAGING	0	0	0	0	0	0
4.324	FOLDING BOXBOARD	0	0	0	0	0	0
4.3241	PULP BASED FOLDING BOXBOARD	0	0	0	0	0	0
4.32411	BLEACHED CHEMICAL PULP FOLDING BOXBOARD	0	0	0	0	0	0
4.32412	OTHER PULP BASED FOLDING BOXBOARD	0	0	0	0	0	0
4.3242	WASTE PAPER BASED FOLDING BOXBOARD	0	0	0	0	0	0
4.325	OTHER WRAPPING AND PACKAGING N.E.S.	0	0	0	0	0	0
4.3251	OTHER WRAPPING PAPER	0	0	0	0	0	0
4.3252	OTHER PACKAGING PAPERBOARD	0	0	0	0	0	0
4.33	OTHER PAPER AND PAPERBOARD N.E.S. TOTAL	0	0	0	0	0	0
4.331	OTHER PAPER N.E.S.	0	0	0	0	0	0
4.332	OTHER PAPERBOARD N.E.S.	0	0	0	0	0	0

*)

MOROCCO

	PROCESS	1994 TOTAL CAPA-CITY	1994 OF WHICH MARKET PULP	1995 TOTAL CAPA-CITY	1995 OF WHICH MARKET PULP	1996 TOTAL CAPA-CITY	1996 OF WHICH MARKET PULP	1997 TOTAL CAPA-CITY	1997 OF WHICH MARKET PULP	1998 TOTAL CAPA-CITY	1999 TOTAL CAPA-CITY
		1000 METRIC TONS (AIR DRY) PER YEAR									
1	WOOD PULP FOR PAPER AND PAPERBOARD	100	100	110	110	125	125	125	125	125	125
1.1	MECHANICAL PULP	0	0	0	0	0	0	0	0	0	0
1.11	MECHANICAL NON-CONIFEROUS PULP	0	0	0	0	0	0	0	0	0	0
1.12	MECHANICAL CONIFEROUS PULP	0	0	0	0	0	0	0	0	0	0
1.2	THERMO-MECHANICAL PULP	0	0	0	0	0	0	0	0	0	0
1.21	THERMO-MECHANICAL NON-CONIFEROUS PULP	0	0	0	0	0	0	0	0	0	0
1.22	THERMO-MECHANICAL CONIFEROUS PULP	0	0	0	0	0	0	0	0	0	0
1.3	SEMI-CHEMICAL PULP	0	0	0	0	0	0	0	0	0	0
1.31	SEMI-CHEMICAL NON-CONIFEROUS PULP	0	0	0	0	0	0	0	0	0	0
1.32	SEMI-CHEMICAL CONIFEROUS PULP	0	0	0	0	0	0	0	0	0	0
1.4	CHEMICAL PULP TOTAL	100	100	110	110	125	125	125	125	125	125
1.41	UNBLEACHED SULPHITE PULP	0	0	0	0	0	0	0	0	0	0
1.411	UNBLEACHED NON-CONIFEROUS SULPHITE PULP	0	0	0	0	0	0	0	0	0	0
1.412	UNBLEACHED CONIFEROUS SULPHITE PULP	0	0	0	0	0	0	0	0	0	0
1.42	BLEACHED SULPHITE PULP	0	0	0	0	0	0	0	0	0	0
1.421	BLEACHED NON-CONIFEROUS SULPHITE PULP	0	0	0	0	0	0	0	0	0	0
1.422	BLEACHED CONIFEROUS SULPHITE PULP	0	0	0	0	0	0	0	0	0	0
1.43	UNBLEACHED SULPHATE PULP	0	0	0	0	0	0	0	0	0	0
1.431	UNBLEACHED NON-CONIFEROUS SULPHATE PULP	0	0	0	0	0	0	0	0	0	0
1.432	UNBLEACHED CONIFEROUS SULPHATE PULP	0	0	0	0	0	0	0	0	0	0
1.44	BLEACHED SULPHATE+SODA PULP	100	100	110	110	125	125	125	125	125	125
1.441	BLEACHED NON-CONIFEROUS SULPHATE+SODA PULP	100	100	110	110	125	125	125	125	125	125
1.442	BLEACHED CONIFEROUS SULPHATE+SODA PULP	0	0	0	0	0	0	0	0	0	0
2	PULP OF OTHER FIBRE FOR PAPER AND BOARD	0	0	0	0	0	0	0	0	0	0
2.1	PULP OF STRAW	0	0	0	0	0	0	0	0	0	0
2.2	PULP OF BAGASSE	0	0	0	0	0	0	0	0	0	0
2.3	PULP OF BAMBOO	0	0	0	0	0	0	0	0	0	0
2.4	PULP OF OTHER FIBRE	0	0	0	0	0	0	0	0	0	0
3	DISSOLVING PULP,WOOD+OTHER RAW MATERIALS	0	0	0	0	0	0	0	0	0	0
3.1	NON-CONIFEROUS DISSOLVING PULP	0	0	0	0	0	0	0	0	0	0
3.2	CONIFEROUS DISSOLVING PULP	0	0	0	0	0	0	0	0	0	0

		1994	1995	1996	1997	1998	1999
		TOTAL CAPACITY IN 1000 METRIC TONS PER YEAR					
4	PAPER AND PAPERBOARD	159	160	161	162	163	163
4.1	NEWSPRINT	0	0	0	0	0	0
4.2	OTHER PRINTING AND WRITING PAPER	32	33	34	35	36	36
4.21	COATED PRINTING AND WRITING PAPER	0	0	0	0	0	0
4.211	COATED WOOD CONTAINING PRINT&WRITING PAPER	0	0	0	0	0	0
4.212	COATED WOODFREE PRINTING & WRITING PAPER	0	0	0	0	0	0
4.22	UNCOATED PRINTING AND WRITING PAPER	32	33	34	35	36	36
4.221	UNCOATED WOOD CONTAINING PRINT&WRIT PAPER	.	.	.	.	.	.
4.222	UNCOATED WOODFREE PRINTING & WRIT PAPER	.	.	.	.	.	.
4.3	OTHER PAPER AND PAPERBOARD	127	127	127	127	127	127
4.31	HOUSEHOLD AND SANITARY PAPER	1	1	1	1	1	1
4.32	WRAPPING AND PACKAGING PAPER AND BOARD	126	126	126	126	126	126
4.321	LINERBOARD	14	14	29	29	29	29
4.3211	KRAFT LINER	0	0	0	0	0	0
4.32111	UNBLEACHED KRAFT LINER	0	0	0	0	0	0
4.32112	BLEACHED KRAFT LINER	0	0	0	0	0	0
4.3212	OTHER LINERBOARD	14	14	29	29	29	29
4.322	FLUTING MEDIUM	53	53	34	34	34	34
4.3221	SEMI-CHEMICAL FLUTING MEDIUM	0	0	0	0	0	0
4.3222	OTHER FLUTING MEDIUM	53	53	34	34	34	34
4.323	KRAFT WRAPPING AND PACKAGING	11	11	11	11	11	11
4.3231	SACK KRAFT	0	0	0	0	0	0
4.3232	OTHER KRAFT WRAPPING AND PACKAGING	11	11	11	11	11	11
4.324	FOLDING BOXBOARD	37	37	41	41	41	41
4.3241	PULP BASED FOLDING BOXBOARD	0	0	0	0	0	0
4.32411	BLEACHED CHEMICAL PULP FOLDING BOXBOARD	0	0	0	0	0	0
4.32412	OTHER PULP BASED FOLDING BOXBOARD	0	0	0	0	0	0
4.3242	WASTE PAPER BASED FOLDING BOXBOARD	37	37	41	41	41	41
4.325	OTHER WRAPPING AND PACKAGING N.E.S.	11	11	11	11	11	11
4.3251	OTHER WRAPPING PAPER	.	.	.	.	.	.
4.3252	OTHER PACKAGING PAPERBOARD	.	.	.	.	.	.
4.33	OTHER PAPER AND PAPERBOARD N.E.S. TOTAL	0	0	0	0	0	0
4.331	OTHER PAPER N.E.S.	0	0	0	0	0	0
4.332	OTHER PAPERBOARD N.E.S.	0	0	0	0	0	0

*)

MOZAMBIQUE

	PROCESS	1994 TOTAL CAPA-CITY	1994 OF WHICH MARKET PULP	1995 TOTAL CAPA-CITY	1995 OF WHICH MARKET PULP	1996 TOTAL CAPA-CITY	1996 OF WHICH MARKET PULP	1997 TOTAL CAPA-CITY	1997 OF WHICH MARKET PULP	1998 TOTAL CAPA-CITY	1999 TOTAL CAPA-CITY
		1000 METRIC TONS (AIR DRY) PER YEAR									
1	WOOD PULP FOR PAPER AND PAPERBOARD	0	0	0	0	0	0	0	0	0	0
1.1	MECHANICAL PULP	0	0	0	0	0	0	0	0	0	0
1.11	MECHANICAL NON-CONIFEROUS PULP	0	0	0	0	0	0	0	0	0	0
1.12	MECHANICAL CONIFEROUS PULP	0	0	0	0	0	0	0	0	0	0
1.2	THERMO-MECHANICAL PULP	0	0	0	0	0	0	0	0	0	0
1.21	THERMO-MECHANICAL NON-CONIFEROUS PULP	0	0	0	0	0	0	0	0	0	0
1.22	THERMO-MECHANICAL CONIFEROUS PULP	0	0	0	0	0	0	0	0	0	0
1.3	SEMI-CHEMICAL PULP	0	0	0	0	0	0	0	0	0	0
1.31	SEMI-CHEMICAL NON-CONIFEROUS PULP	0	0	0	0	0	0	0	0	0	0
1.32	SEMI-CHEMICAL CONIFEROUS PULP	0	0	0	0	0	0	0	0	0	0
1.4	CHEMICAL PULP TOTAL	0	0	0	0	0	0	0	0	0	0
1.41	UNBLEACHED SULPHITE PULP	0	0	0	0	0	0	0	0	0	0
1.411	UNBLEACHED NON-CONIFEROUS SULPHITE PULP	0	0	0	0	0	0	0	0	0	0
1.412	UNBLEACHED CONIFEROUS SULPHITE PULP	0	0	0	0	0	0	0	0	0	0
1.42	BLEACHED SULPHITE PULP	0	0	0	0	0	0	0	0	0	0
1.421	BLEACHED NON-CONIFEROUS SULPHITE PULP	0	0	0	0	0	0	0	0	0	0
1.422	BLEACHED CONIFEROUS SULPHITE PULP	0	0	0	0	0	0	0	0	0	0
1.43	UNBLEACHED SULPHATE PULP	0	0	0	0	0	0	0	0	0	0
1.431	UNBLEACHED NON-CONIFEROUS SULPHATE PULP	0	0	0	0	0	0	0	0	0	0
1.432	UNBLEACHED CONIFEROUS SULPHATE PULP	0	0	0	0	0	0	0	0	0	0
1.44	BLEACHED SULPHATE+SODA PULP	0	0	0	0	0	0	0	0	0	0
1.441	BLEACHED NON-CONIFEROUS SULPHATE+SODA PULP	0	0	0	0	0	0	0	0	0	0
1.442	BLEACHED CONIFEROUS SULPHATE+SODA PULP	0	0	0	0	0	0	0	0	0	0
2	PULP OF OTHER FIBRE FOR PAPER AND BOARD	0	0	0	0	0	0	0	0	0	0
2.1	PULP OF STRAW	0	0	0	0	0	0	0	0	0	0
2.2	PULP OF BAGASSE	0	0	0	0	0	0	0	0	0	0
2.3	PULP OF BAMBOO	0	0	0	0	0	0	0	0	0	0
2.4	PULP OF OTHER FIBRE	0	0	0	0	0	0	0	0	0	0
3	DISSOLVING PULP,WOOD+OTHER RAW MATERIALS	0	0	0	0	0	0	0	0	0	0
3.1	NON-CONIFEROUS DISSOLVING PULP	0	0	0	0	0	0	0	0	0	0
3.2	CONIFEROUS DISSOLVING PULP	0	0	0	0	0	0	0	0	0	0

		1994	1995	1996	1997	1998	1999
		TOTAL CAPACITY IN 1000 METRIC TONS PER YEAR					
4	PAPER AND PAPERBOARD	10	10	10	10	10	10
4.1	NEWSPRINT	0	0	0	0	0	0
4.2	OTHER PRINTING AND WRITING PAPER	1	1	1	1	1	1
4.21	COATED PRINTING AND WRITING PAPER	0	0	0	0	0	0
4.211	COATED WOOD CONTAINING PRINT&WRITING PAPER	0	0	0	0	0	0
4.212	COATED WOODFREE PRINTING & WRITING PAPER	0	0	0	0	0	0
4.22	UNCOATED PRINTING AND WRITING PAPER	1	1	1	1	1	1
4.221	UNCOATED WOOD CONTAINING PRINT&WRIT PAPER	0	0	0	0	0	0
4.222	UNCOATED WOODFREE PRINTING & WRIT PAPER	1	1	1	1	1	1
4.3	OTHER PAPER AND PAPERBOARD	9	9	9	9	9	9
4.31	HOUSEHOLD AND SANITARY PAPER	0	0	0	0	0	0
4.32	WRAPPING AND PACKAGING PAPER AND BOARD	8	8	8	8	8	8
4.321	LINERBOARD	1	1	1	1	1	1
4.3211	KRAFT LINER	0	0	0	0	0	0
4.32111	UNBLEACHED KRAFT LINER	0	0	0	0	0	0
4.32112	BLEACHED KRAFT LINER	0	0	0	0	0	0
4.3212	OTHER LINERBOARD	1	1	1	1	1	1
4.322	FLUTING MEDIUM	0	0	0	0	0	0
4.3221	SEMI-CHEMICAL FLUTING MEDIUM	0	0	0	0	0	0
4.3222	OTHER FLUTING MEDIUM	0	0	0	0	0	0
4.323	KRAFT WRAPPING AND PACKAGING	4	4	4	4	4	4
4.3231	SACK KRAFT	0	0	0	0	0	0
4.3232	OTHER KRAFT WRAPPING AND PACKAGING	4	4	4	4	4	4
4.324	FOLDING BOXBOARD	0	0	0	0	0	0
4.3241	PULP BASED FOLDING BOXBOARD	0	0	0	0	0	0
4.32411	BLEACHED CHEMICAL PULP FOLDING BOXBOARD	0	0	0	0	0	0
4.32412	OTHER PULP BASED FOLDING BOXBOARD	0	0	0	0	0	0
4.3242	WASTE PAPER BASED FOLDING BOXBOARD	0	0	0	0	0	0
4.325	OTHER WRAPPING AND PACKAGING N.E.S.	3	3	3	3	3	3
4.3251	OTHER WRAPPING PAPER	0	0	0	0	0	0
4.3252	OTHER PACKAGING PAPERBOARD	3	3	3	3	3	3
4.33	OTHER PAPER AND PAPERBOARD N.E.S. TOTAL	1	1	1	1	1	1
4.331	OTHER PAPER N.E.S.	0	0	0	0	0	0
4.332	OTHER PAPERBOARD N.E.S.	1	1	1	1	1	1

*)

MYANMAR

	PROCESS	1994 TOTAL CAPA-CITY	1994 OF WHICH MARKET PULP	1995 TOTAL CAPA-CITY	1995 OF WHICH MARKET PULP	1996 TOTAL CAPA-CITY	1996 OF WHICH MARKET PULP	1997 TOTAL CAPA-CITY	1997 OF WHICH MARKET PULP	1998 TOTAL CAPA-CITY	1999 TOTAL CAPA-CITY
		1000 METRIC TONS (AIR DRY) PER YEAR									
1	WOOD PULP FOR PAPER AND PAPERBOARD	0	0	0	0	0	0	0	0	0	0
1.1	MECHANICAL PULP	0	0	0	0	0	0	0	0	0	0
1.11	MECHANICAL NON-CONIFEROUS PULP	0	0	0	0	0	0	0	0	0	0
1.12	MECHANICAL CONIFEROUS PULP	0	0	0	0	0	0	0	0	0	0
1.2	THERMO-MECHANICAL PULP	0	0	0	0	0	0	0	0	0	0
1.21	THERMO-MECHANICAL NON-CONIFEROUS PULP	0	0	0	0	0	0	0	0	0	0
1.22	THERMO-MECHANICAL CONIFEROUS PULP	0	0	0	0	0	0	0	0	0	0
1.3	SEMI-CHEMICAL PULP	0	0	0	0	0	0	0	0	0	0
1.31	SEMI-CHEMICAL NON-CONIFEROUS PULP	0	0	0	0	0	0	0	0	0	0
1.32	SEMI-CHEMICAL CONIFEROUS PULP	0	0	0	0	0	0	0	0	0	0
1.4	CHEMICAL PULP TOTAL	0	0	0	0	0	0	0	0	0	0
1.41	UNBLEACHED SULPHITE PULP	0	0	0	0	0	0	0	0	0	0
1.411	UNBLEACHED NON-CONIFEROUS SULPHITE PULP	0	0	0	0	0	0	0	0	0	0
1.412	UNBLEACHED CONIFEROUS SULPHITE PULP	0	0	0	0	0	0	0	0	0	0
1.42	BLEACHED SULPHITE PULP	0	0	0	0	0	0	0	0	0	0
1.421	BLEACHED NON-CONIFEROUS SULPHITE PULP	0	0	0	0	0	0	0	0	0	0
1.422	BLEACHED CONIFEROUS SULPHITE PULP	0	0	0	0	0	0	0	0	0	0
1.43	UNBLEACHED SULPHATE PULP	0	0	0	0	0	0	0	0	0	0
1.431	UNBLEACHED NON-CONIFEROUS SULPHATE PULP	0	0	0	0	0	0	0	0	0	0
1.432	UNBLEACHED CONIFEROUS SULPHATE PULP	0	0	0	0	0	0	0	0	0	0
1.44	BLEACHED SULPHATE+SODA PULP	0	0	0	0	0	0	0	0	0	0
1.441	BLEACHED NON-CONIFEROUS SULPHATE+SODA PULP	0	0	0	0	0	0	0	0	0	0
1.442	BLEACHED CONIFEROUS SULPHATE+SODA PULP	0	0	0	0	0	0	0	0	0	0
2	PULP OF OTHER FIBRE FOR PAPER AND BOARD	13	0	13	0	13	0	13	0	13	13
2.1	PULP OF STRAW	0	0	0	0	0	0	0	0	0	0
2.2	PULP OF BAGASSE	0	0	0	0	0	0	0	0	0	0
2.3	PULP OF BAMBOO	13	0	13	0	13	0	13	0	13	13
2.4	PULP OF OTHER FIBRE	0	0	0	0	0	0	0	0	0	0
3	DISSOLVING PULP,WOOD+OTHER RAW MATERIALS	0	0	0	0	0	0	0	0	0	0
3.1	NON-CONIFEROUS DISSOLVING PULP	0	0	0	0	0	0	0	0	0	0
3.2	CONIFEROUS DISSOLVING PULP	0	0	0	0	0	0	0	0	0	0

		1994	1995	1996	1997	1998	1999
		TOTAL CAPACITY IN 1000 METRIC TONS PER YEAR					
4	PAPER AND PAPERBOARD	19	19	19	19	19	19
4.1	NEWSPRINT	0	0	0	0	0	0
4.2	OTHER PRINTING AND WRITING PAPER	11	11	11	11	11	11
4.21	COATED PRINTING AND WRITING PAPER	0	0	0	0	0	0
4.211	COATED WOOD CONTAINING PRINT&WRITING PAPER	0	0	0	0	0	0
4.212	COATED WOODFREE PRINTING & WRITING PAPER	0	0	0	0	0	0
4.22	UNCOATED PRINTING AND WRITING PAPER	11	11	11	11	11	11
4.221	UNCOATED WOOD CONTAINING PRINT&WRIT PAPER	0	0	0	0	0	0
4.222	UNCOATED WOODFREE PRINTING & WRIT PAPER	11	11	11	11	11	11
4.3	OTHER PAPER AND PAPERBOARD	8	8	8	8	8	8
4.31	HOUSEHOLD AND SANITARY PAPER	0	0	0	0	0	0
4.32	WRAPPING AND PACKAGING PAPER AND BOARD	8	8	8	8	8	8
4.321	LINERBOARD	0	0	0	0	0	0
4.3211	KRAFT LINER	0	0	0	0	0	0
4.32111	*UNBLEACHED KRAFT LINER*	0	0	0	0	0	0
4.32112	BLEACHED KRAFT LINER	0	0	0	0	0	0
4.3212	OTHER LINERBOARD	0	0	0	0	0	0
4.322	FLUTING MEDIUM	0	0	0	0	0	0
4.3221	SEMI-CHEMICAL FLUTING MEDIUM	0	0	0	0	0	0
4.3222	OTHER FLUTING MEDIUM	0	0	0	0	0	0
4.323	KRAFT WRAPPING AND PACKAGING	7	7	7	7	7	7
4.3231	SACK KRAFT	.	.	.	.	.	.
4.3232	OTHER KRAFT WRAPPING AND PACKAGING	.	.	.	.	.	.
4.324	FOLDING BOXBOARD	1	1	1	1	1	1
4.3241	PULP BASED FOLDING BOXBOARD	0	0	0	0	0	0
4.32411	BLEACHED CHEMICAL PULP FOLDING BOXBOARD	0	0	0	0	0	0
4.32412	OTHER PULP BASED FOLDING BOXBOARD	0	0	0	0	0	0
4.3242	WASTE PAPER BASED FOLDING BOXBOARD	1	1	1	1	1	1
4.325	OTHER WRAPPING AND PACKAGING N.E.S.	0	0	0	0	0	0
4.3251	OTHER WRAPPING PAPER	0	0	0	0	0	0
4.3252	OTHER PACKAGING PAPERBOARD	0	0	0	0	0	0
4.33	OTHER PAPER AND PAPERBOARD N.E.S. TOTAL	0	0	0	0	0	0
4.331	OTHER PAPER N.E.S.	0	0	0	0	0	0
4.332	OTHER PAPERBOARD N.E.S.	0	0	0	0	0	0

NEPAL

	PROCESS	1994 TOTAL CAPA-CITY	1994 OF WHICH MARKET PULP	1995 TOTAL CAPA-CITY	1995 OF WHICH MARKET PULP	1996 TOTAL CAPA-CITY	1996 OF WHICH MARKET PULP	1997 TOTAL CAPA-CITY	1997 OF WHICH MARKET PULP	1998 TOTAL CAPA-CITY	1999 TOTAL CAPA-CITY
		1000 METRIC TONS (AIR DRY) PER YEAR									
1	WOOD PULP FOR PAPER AND PAPERBOARD	0	0	0	0	0	0	0	0	0	0
1.1	MECHANICAL PULP	0	0	0	0	0	0	0	0	0	0
1.11	MECHANICAL NON-CONIFEROUS PULP	0	0	0	0	0	0	0	0	0	0
1.12	MECHANICAL CONIFEROUS PULP	0	0	0	0	0	0	0	0	0	0
1.2	THERMO-MECHANICAL PULP	0	0	0	0	0	0	0	0	0	0
1.21	THERMO-MECHANICAL NON-CONIFEROUS PULP	0	0	0	0	0	0	0	0	0	0
1.22	THERMO-MECHANICAL CONIFEROUS PULP	0	0	0	0	0	0	0	0	0	0
1.3	SEMI-CHEMICAL PULP	0	0	0	0	0	0	0	0	0	0
1.31	SEMI-CHEMICAL NON-CONIFEROUS PULP	0	0	0	0	0	0	0	0	0	0
1.32	SEMI-CHEMICAL CONIFEROUS PULP	0	0	0	0	0	0	0	0	0	0
1.4	CHEMICAL PULP TOTAL	0	0	0	0	0	0	0	0	0	0
1.41	UNBLEACHED SULPHITE PULP	0	0	0	0	0	0	0	0	0	0
1.411	UNBLEACHED NON-CONIFEROUS SULPHITE PULP	0	0	0	0	0	0	0	0	0	0
1.412	UNBLEACHED CONIFEROUS SULPHITE PULP	0	0	0	0	0	0	0	0	0	0
1.42	BLEACHED SULPHITE PULP	0	0	0	0	0	0	0	0	0	0
1.421	BLEACHED NON-CONIFEROUS SULPHITE PULP	0	0	0	0	0	0	0	0	0	0
1.422	BLEACHED CONIFEROUS SULPHITE PULP	0	0	0	0	0	0	0	0	0	0
1.43	UNBLEACHED SULPHATE PULP	0	0	0	0	0	0	0	0	0	0
1.431	UNBLEACHED NON-CONIFEROUS SULPHATE PULP	0	0	0	0	0	0	0	0	0	0
1.432	UNBLEACHED CONIFEROUS SULPHATE PULP	0	0	0	0	0	0	0	0	0	0
1.44	BLEACHED SULPHATE+SODA PULP	0	0	0	0	0	0	0	0	0	0
1.441	BLEACHED NON-CONIFEROUS SULPHATE+SODA PULP	0	0	0	0	0	0	0	0	0	0
1.442	BLEACHED CONIFEROUS SULPHATE+SODA PULP	0	0	0	0	0	0	0	0	0	0
2	PULP OF OTHER FIBRE FOR PAPER AND BOARD	0	0	0	0	0	0	0	0	0	0
2.1	PULP OF STRAW	0	0	0	0	0	0	0	0	0	0
2.2	PULP OF BAGASSE	0	0	0	0	0	0	0	0	0	0
2.3	PULP OF BAMBOO	0	0	0	0	0	0	0	0	0	0
2.4	PULP OF OTHER FIBRE	0	0	0	0	0	0	0	0	0	0
3	DISSOLVING PULP,WOOD+OTHER RAW MATERIALS	0	0	0	0	0	0	0	0	0	0
3.1	NON-CONIFEROUS DISSOLVING PULP	0	0	0	0	0	0	0	0	0	0
3.2	CONIFEROUS DISSOLVING PULP	0	0	0	0	0	0	0	0	0	0

		1994	1995	1996	1997	1998	1999
		TOTAL CAPACITY IN 1000 METRIC TONS PER YEAR					
4	PAPER AND PAPERBOARD	10	10	10	10	10	10
4.1	NEWSPRINT	0	0	0	0	0	0
4.2	OTHER PRINTING AND WRITING PAPER	8	8	8	8	8	8
4.21	COATED PRINTING AND WRITING PAPER	.	.	.	.	.	.
4.211	COATED WOOD CONTAINING PRINT&WRITING PAPER	.	.	.	.	.	.
4.212	COATED WOODFREE PRINTING & WRITING PAPER	.	.	.	.	.	.
4.22	UNCOATED PRINTING AND WRITING PAPER	.	.	.	.	.	.
4.221	UNCOATED WOOD CONTAINING PRINT&WRIT PAPER	.	.	.	.	.	.
4.222	UNCOATED WOODFREE PRINTING & WRIT PAPER	.	.	.	.	.	.
4.3	OTHER PAPER AND PAPERBOARD	2	2	2	2	2	2
4.31	HOUSEHOLD AND SANITARY PAPER	0	0	0	0	0	0
4.32	WRAPPING AND PACKAGING PAPER AND BOARD	2	2	2	2	2	2
4.321	LINERBOARD	.	.	.	.	.	.
4.3211	KRAFT LINER	.	.	.	.	.	.
4.32111	UNBLEACHED KRAFT LINER	.	.	.	.	.	.
4.32112	BLEACHED KRAFT LINER	.	.	.	.	.	.
4.3212	OTHER LINERBOARD	.	.	.	.	.	.
4.322	FLUTING MEDIUM	.	.	.	.	.	.
4.3221	SEMI-CHEMICAL FLUTING MEDIUM	.	.	.	.	.	.
4.3222	OTHER FLUTING MEDIUM	.	.	.	.	.	.
4.323	KRAFT WRAPPING AND PACKAGING	.	.	.	.	.	.
4.3231	SACK KRAFT	.	.	.	.	.	.
4.3232	OTHER KRAFT WRAPPING AND PACKAGING	.	.	.	.	.	.
4.324	FOLDING BOXBOARD	.	.	.	.	.	.
4.3241	PULP BASED FOLDING BOXBOARD	.	.	.	.	.	.
4.32411	BLEACHED CHEMICAL PULP FOLDING BOXBOARD	.	.	.	.	.	.
4.32412	OTHER PULP BASED FOLDING BOXBOARD	.	.	.	.	.	.
4.3242	WASTE PAPER BASED FOLDING BOXBOARD	.	.	.	.	.	.
4.325	OTHER WRAPPING AND PACKAGING N.E.S.	.	.	.	.	.	.
4.3251	OTHER WRAPPING PAPER	.	.	.	.	.	.
4.3252	OTHER PACKAGING PAPERBOARD	.	.	.	.	.	.
4.33	OTHER PAPER AND PAPERBOARD N.E.S. TOTAL	0	0	0	0	0	0
4.331	OTHER PAPER N.E.S.	0	0	0	0	0	0
4.332	OTHER PAPERBOARD N.E.S.	0	0	0	0	0	0

*)

NETHERLANDS

	PROCESS	1994 TOTAL CAPA-CITY	1994 OF WHICH MARKET PULP	1995 TOTAL CAPA-CITY	1995 OF WHICH MARKET PULP	1996 TOTAL CAPA-CITY	1996 OF WHICH MARKET PULP	1997 TOTAL CAPA-CITY	1997 OF WHICH MARKET PULP	1998 TOTAL CAPA-CITY	1999 TOTAL CAPA-CITY
		1000 METRIC TONS (AIR DRY) PER YEAR									
1	WOOD PULP FOR PAPER AND PAPERBOARD	174	0	174	0	174	0	174	0	174	174
1.1	MECHANICAL PULP	0	0	0	0	0	0	0	0	0	0
1.11	MECHANICAL NON-CONIFEROUS PULP	0	0	0	0	0	0	0	0	0	0
1.12	MECHANICAL CONIFEROUS PULP	0	0	0	0	0	0	0	0	0	0
1.2	THERMO-MECHANICAL PULP	174	0	174	0	174	0	174	0	174	174
1.21	THERMO-MECHANICAL NON-CONIFEROUS PULP	.	.	.	.	.	.	.	.	.	.
1.22	THERMO-MECHANICAL CONIFEROUS PULP	.	.	.	.	.	.	.	.	.	.
1.3	SEMI-CHEMICAL PULP	0	0	0	0	0	0	0	0	0	0
1.31	SEMI-CHEMICAL NON-CONIFEROUS PULP	0	0	0	0	0	0	0	0	0	0
1.32	SEMI-CHEMICAL CONIFEROUS PULP	0	0	0	0	0	0	0	0	0	0
1.4	CHEMICAL PULP TOTAL	0	0	0	0	0	0	0	0	0	0
1.41	UNBLEACHED SULPHITE PULP	0	0	0	0	0	0	0	0	0	0
1.411	UNBLEACHED NON-CONIFEROUS SULPHITE PULP	0	0	0	0	0	0	0	0	0	0
1.412	UNBLEACHED CONIFEROUS SULPHITE PULP	0	0	0	0	0	0	0	0	0	0
1.42	BLEACHED SULPHITE PULP	0	0	0	0	0	0	0	0	0	0
1.421	BLEACHED NON-CONIFEROUS SULPHITE PULP	0	0	0	0	0	0	0	0	0	0
1.422	BLEACHED CONIFEROUS SULPHITE PULP	0	0	0	0	0	0	0	0	0	0
1.43	UNBLEACHED SULPHATE PULP	0	0	0	0	0	0	0	0	0	0
1.431	UNBLEACHED NON-CONIFEROUS SULPHATE PULP	0	0	0	0	0	0	0	0	0	0
1.432	UNBLEACHED CONIFEROUS SULPHATE PULP	0	0	0	0	0	0	0	0	0	0
1.44	BLEACHED SULPHATE+SODA PULP	0	0	0	0	0	0	0	0	0	0
1.441	BLEACHED NON-CONIFEROUS SULPHATE+SODA PULP	0	0	0	0	0	0	0	0	0	0
1.442	BLEACHED CONIFEROUS SULPHATE+SODA PULP	0	0	0	0	0	0	0	0	0	0
2	PULP OF OTHER FIBRE FOR PAPER AND BOARD	0	0	0	0	0	0	0	0	0	0
2.1	PULP OF STRAW	0	0	0	0	0	0	0	0	0	0
2.2	PULP OF BAGASSE	0	0	0	0	0	0	0	0	0	0
2.3	PULP OF BAMBOO	0	0	0	0	0	0	0	0	0	0
2.4	PULP OF OTHER FIBRE	0	0	0	0	0	0	0	0	0	0
3	DISSOLVING PULP,WOOD+OTHER RAW MATERIALS	0	0	0	0	0	0	0	0	0	0
3.1	NON-CONIFEROUS DISSOLVING PULP	0	0	0	0	0	0	0	0	0	0
3.2	CONIFEROUS DISSOLVING PULP	0	0	0	0	0	0	0	0	0	0

		1994	1995	1996	1997	1998	1999
		TOTAL CAPACITY IN 1000 METRIC TONS PER YEAR					
4	PAPER AND PAPERBOARD	3 108	3 224	3 339	3 406	3 406	3 406
4.1	NEWSPRINT	374	377	382	382	382	382
4.2	OTHER PRINTING AND WRITING PAPER	885	898	927	938	938	938
4.21	COATED PRINTING AND WRITING PAPER	474	483	493	503	503	503
4.211	COATED WOOD CONTAINING PRINT&WRITING PAPER	.	.	.	.	.	.
4.212	COATED WOODFREE PRINTING & WRITING PAPER	.	.	.	.	.	.
4.22	UNCOATED PRINTING AND WRITING PAPER	411	415	434	435	435	435
4.221	UNCOATED WOOD CONTAINING PRINT&WRIT PAPER	.	.	.	.	.	.
4.222	UNCOATED WOODFREE PRINTING & WRIT PAPER	.	.	.	.	.	.
4.3	OTHER PAPER AND PAPERBOARD	1 849	1 949	2 030	2 086	2 086	2 086
4.31	HOUSEHOLD AND SANITARY PAPER	202	194	194	194	194	194
4.32	WRAPPING AND PACKAGING PAPER AND BOARD	1 622	1 728	1 808	1 861	1 861	1 861
4.321	LINERBOARD	0	0	0	0	0	0
4.3211	KRAFT LINER	0	0	0	0	0	0
4.32111	UNBLEACHED KRAFT LINER	0	0	0	0	0	0
4.32112	BLEACHED KRAFT LINER	0	0	0	0	0	0
4.3212	OTHER LINERBOARD	0	0	0	0	0	0
4.322	FLUTING MEDIUM	673	709	734	759	759	759
4.3221	SEMI-CHEMICAL FLUTING MEDIUM	.	.	.	.	.	.
4.3222	OTHER FLUTING MEDIUM	.	.	.	.	.	.
4.323	KRAFT WRAPPING AND PACKAGING	0	0	0	0	0	0
4.3231	SACK KRAFT	0	0	0	0	0	0
4.3232	OTHER KRAFT WRAPPING AND PACKAGING	0	0	0	0	0	0
4.324	FOLDING BOXBOARD	143	166	170	175	175	175
4.3241	PULP BASED FOLDING BOXBOARD	.	.	.	.	.	.
4.32411	BLEACHED CHEMICAL PULP FOLDING BOXBOARD	.	.	.	.	.	.
4.32412	OTHER PULP BASED FOLDING BOXBOARD	.	.	.	.	.	.
4.3242	WASTE PAPER BASED FOLDING BOXBOARD	.	.	.	.	.	.
4.325	OTHER WRAPPING AND PACKAGING N.E.S.	806	853	904	927	927	927
4.3251	OTHER WRAPPING PAPER	60	60	60	60	60	60
4.3252	OTHER PACKAGING PAPERBOARD	746	793	844	867	867	867
4.33	OTHER PAPER AND PAPERBOARD N.E.S. TOTAL	25	27	28	31	31	31
4.331	OTHER PAPER N.E.S.	15	17	18	21	21	21
4.332	OTHER PAPERBOARD N.E.S.	10	10	10	10	10	10

NEW ZEALAND

	PROCESS	1994 TOTAL CAPA-CITY	1994 OF WHICH MARKET PULP	1995 TOTAL CAPA-CITY	1995 OF WHICH MARKET PULP	1996 TOTAL CAPA-CITY	1996 OF WHICH MARKET PULP	1997 TOTAL CAPA-CITY	1997 OF WHICH MARKET PULP	1998 TOTAL CAPA-CITY	1999 TOTAL CAPA-CITY
		1000 METRIC TONS (AIR DRY) PER YEAR									
1	WOOD PULP FOR PAPER AND PAPERBOARD	1 603	660	1 603	660	1 603	660	1 603	660	1 603	1 603
1.1	MECHANICAL PULP	378	0	378	0	378	0	378	0	378	378
1.11	MECHANICAL NON-CONIFEROUS PULP	0	0	0	0	0	0	0	0	0	0
1.12	MECHANICAL CONIFEROUS PULP	378	0	378	0	378	0	378	0	378	378
1.2	THERMO-MECHANICAL PULP	343	320	343	320	343	320	343	320	343	343
1.21	THERMO-MECHANICAL NON-CONIFEROUS PULP	0	0	0	0	0	0	0	0	0	0
1.22	THERMO-MECHANICAL CONIFEROUS PULP	343	320	343	320	343	320	343	320	343	343
1.3	SEMI-CHEMICAL PULP	89	0	89	0	89	0	89	0	89	89
1.31	SEMI-CHEMICAL NON-CONIFEROUS PULP	39	0	39	0	39	0	39	0	39	39
1.32	SEMI-CHEMICAL CONIFEROUS PULP	50	0	50	0	50	0	50	0	50	50
1.4	CHEMICAL PULP TOTAL	793	340	793	340	793	340	793	340	793	793
1.41	UNBLEACHED SULPHITE PULP	0	0	0	0	0	0	0	0	0	0
1.411	UNBLEACHED NON-CONIFEROUS SULPHITE PULP	0	0	0	0	0	0	0	0	0	0
1.412	UNBLEACHED CONIFEROUS SULPHITE PULP	0	0	0	0	0	0	0	0	0	0
1.42	BLEACHED SULPHITE PULP	0	0	0	0	0	0	0	0	0	0
1.421	BLEACHED NON-CONIFEROUS SULPHITE PULP	0	0	0	0	0	0	0	0	0	0
1.422	BLEACHED CONIFEROUS SULPHITE PULP	0	0	0	0	0	0	0	0	0	0
1.43	UNBLEACHED SULPHATE PULP	376	160	376	160	376	160	376	160	376	376
1.431	UNBLEACHED NON-CONIFEROUS SULPHATE PULP	0	0	0	0	0	0	0	0	0	0
1.432	UNBLEACHED CONIFEROUS SULPHATE PULP	376	160	376	160	376	160	376	160	376	376
1.44	BLEACHED SULPHATE+SODA PULP	417	180	417	180	417	180	417	180	417	417
1.441	BLEACHED NON-CONIFEROUS SULPHATE+SODA PULP	0	0	0	0	0	0	0	0	0	0
1.442	BLEACHED CONIFEROUS SULPHATE+SODA PULP	417	180	417	180	417	180	417	180	417	417
2	PULP OF OTHER FIBRE FOR PAPER AND BOARD	0	0	0	0	0	0	0	0	0	0
2.1	PULP OF STRAW	0	0	0	0	0	0	0	0	0	0
2.2	PULP OF BAGASSE	0	0	0	0	0	0	0	0	0	0
2.3	PULP OF BAMBOO	0	0	0	0	0	0	0	0	0	0
2.4	PULP OF OTHER FIBRE	0	0	0	0	0	0	0	0	0	0
3	DISSOLVING PULP,WOOD+OTHER RAW MATERIALS	0	0	0	0	0	0	0	0	0	0
3.1	NON-CONIFEROUS DISSOLVING PULP	0	0	0	0	0	0	0	0	0	0
3.2	CONIFEROUS DISSOLVING PULP	0	0	0	0	0	0	0	0	0	0

		1994	1995	1996	1997	1998	1999
		TOTAL CAPACITY IN 1000 METRIC TONS PER YEAR					
4	PAPER AND PAPERBOARD	1 248	1 248	1 248	1 248	1 248	1 248
4.1	NEWSPRINT	452	452	452	452	452	452
4.2	OTHER PRINTING AND WRITING PAPER	16	16	16	16	16	16
4.21	COATED PRINTING AND WRITING PAPER	0	0	0	0	0	0
4.211	COATED WOOD CONTAINING PRINT&WRITING PAPER	0	0	0	0	0	0
4.212	COATED WOODFREE PRINTING & WRITING PAPER	0	0	0	0	0	0
4.22	UNCOATED PRINTING AND WRITING PAPER	16	16	16	16	16	16
4.221	UNCOATED WOOD CONTAINING PRINT&WRIT PAPER	0	0	0	0	0	0
4.222	UNCOATED WOODFREE PRINTING & WRIT PAPER	16	16	16	16	16	16
4.3	OTHER PAPER AND PAPERBOARD	780	780	780	780	780	780
4.31	HOUSEHOLD AND SANITARY PAPER	177	177	177	177	177	177
4.32	WRAPPING AND PACKAGING PAPER AND BOARD	591	591	591	591	591	591
4.321	LINERBOARD	214	214	214	214	214	214
4.3211	KRAFT LINER	214	214	214	214	214	214
4.32111	UNBLEACHED KRAFT LINER	148	148	148	148	148	148
4.32112	BLEACHED KRAFT LINER	66	66	66	66	66	66
4.3212	OTHER LINERBOARD	0	0	0	0	0	0
4.322	FLUTING MEDIUM	161	161	161	161	161	161
4.3221	SEMI-CHEMICAL FLUTING MEDIUM	97	97	97	97	97	97
4.3222	OTHER FLUTING MEDIUM	64	64	64	64	64	64
4.323	KRAFT WRAPPING AND PACKAGING	135	135	135	135	135	135
4.3231	SACK KRAFT	71	71	71	71	71	71
4.3232	OTHER KRAFT WRAPPING AND PACKAGING	64	64	64	64	64	64
4.324	FOLDING BOXBOARD	81	81	81	81	81	81
4.3241	PULP BASED FOLDING BOXBOARD	81	81	81	81	81	81
4.32411	BLEACHED CHEMICAL PULP FOLDING BOXBOARD	0	0	0	0	0	0
4.32412	OTHER PULP BASED FOLDING BOXBOARD	81	81	81	81	81	81
4.3242	WASTE PAPER BASED FOLDING BOXBOARD	0	0	0	0	0	0
4.325	OTHER WRAPPING AND PACKAGING N.E.S.	0	0	0	0	0	0
4.3251	OTHER WRAPPING PAPER	0	0	0	0	0	0
4.3252	OTHER PACKAGING PAPERBOARD	0	0	0	0	0	0
4.33	OTHER PAPER AND PAPERBOARD N.E.S. TOTAL	12	12	12	12	12	12
4.331	OTHER PAPER N.E.S.	12	12	12	12	12	12
4.332	OTHER PAPERBOARD N.E.S.	0	0	0	0	0	0

NIGERIA

	PROCESS	1994 TOTAL CAPA-CITY	1994 OF WHICH MARKET PULP	1995 TOTAL CAPA-CITY	1995 OF WHICH MARKET PULP	1996 TOTAL CAPA-CITY	1996 OF WHICH MARKET PULP	1997 TOTAL CAPA-CITY	1997 OF WHICH MARKET PULP	1998 TOTAL CAPA-CITY	1999 TOTAL CAPA-CITY
		1000 METRIC TONS (AIR DRY) PER YEAR									
1	WOOD PULP FOR PAPER AND PAPERBOARD	313	0	313	0	313	0	313	0	313	313
1.1	MECHANICAL PULP	80	0	80	0	80	0	80	0	80	80
1.11	MECHANICAL NON-CONIFEROUS PULP	80	0	80	0	80	0	80	0	80	80
1.12	MECHANICAL CONIFEROUS PULP	0	0	0	0	0	0	0	0	0	0
1.2	THERMO-MECHANICAL PULP	0	0	0	0	0	0	0	0	0	0
1.21	THERMO-MECHANICAL NON-CONIFEROUS PULP	0	0	0	0	0	0	0	0	0	0
1.22	THERMO-MECHANICAL CONIFEROUS PULP	0	0	0	0	0	0	0	0	0	0
1.3	SEMI-CHEMICAL PULP	9	0	9	0	9	0	9	0	9	9
1.31	SEMI-CHEMICAL NON-CONIFEROUS PULP	9	0	9	0	9	0	9	0	9	9
1.32	SEMI-CHEMICAL CONIFEROUS PULP	0	0	0	0	0	0	0	0	0	0
1.4	CHEMICAL PULP TOTAL	224	0	224	0	224	0	224	0	224	224
1.41	UNBLEACHED SULPHITE PULP	0	0	0	0	0	0	0	0	0	0
1.411	UNBLEACHED NON-CONIFEROUS SULPHITE PULP	0	0	0	0	0	0	0	0	0	0
1.412	UNBLEACHED CONIFEROUS SULPHITE PULP	0	0	0	0	0	0	0	0	0	0
1.42	BLEACHED SULPHITE PULP	0	0	0	0	0	0	0	0	0	0
1.421	BLEACHED NON-CONIFEROUS SULPHITE PULP	0	0	0	0	0	0	0	0	0	0
1.422	BLEACHED CONIFEROUS SULPHITE PULP	0	0	0	0	0	0	0	0	0	0
1.43	UNBLEACHED SULPHATE PULP	124	0	124	0	124	0	124	0	124	124
1.431	UNBLEACHED NON-CONIFEROUS SULPHATE PULP	124	0	124	0	124	0	124	0	124	124
1.432	UNBLEACHED CONIFEROUS SULPHATE PULP	0	0	0	0	0	0	0	0	0	0
1.44	BLEACHED SULPHATE+SODA PULP	100	0	100	0	100	0	100	0	100	100
1.441	BLEACHED NON-CONIFEROUS SULPHATE+SODA PULP	100	0	100	0	100	0	100	0	100	100
1.442	BLEACHED CONIFEROUS SULPHATE+SODA PULP	0	0	0	0	0	0	0	0	0	0
2	PULP OF OTHER FIBRE FOR PAPER AND BOARD	0	0	0	0	0	0	0	0	0	0
2.1	PULP OF STRAW	0	0	0	0	0	0	0	0	0	0
2.2	PULP OF BAGASSE	0	0	0	0	0	0	0	0	0	0
2.3	PULP OF BAMBOO	0	0	0	0	0	0	0	0	0	0
2.4	PULP OF OTHER FIBRE	0	0	0	0	0	0	0	0	0	0
3	DISSOLVING PULP,WOOD+OTHER RAW MATERIALS	0	0	0	0	0	0	0	0	0	0
3.1	NON-CONIFEROUS DISSOLVING PULP	0	0	0	0	0	0	0	0	0	0
3.2	CONIFEROUS DISSOLVING PULP	0	0	0	0	0	0	0	0	0	0

		1994	1995	1996	1997	1998	1999
		TOTAL CAPACITY IN 1000 METRIC TONS PER YEAR					
4	PAPER AND PAPERBOARD	285	285	285	285	285	285
4.1	NEWSPRINT	100	100	100	100	100	100
4.2	OTHER PRINTING AND WRITING PAPER	124	124	124	124	124	124
4.21	COATED PRINTING AND WRITING PAPER	60	60	60	60	60	60
4.211	COATED WOOD CONTAINING PRINT&WRITING PAPER	.	.	.	.	.	.
4.212	COATED WOODFREE PRINTING & WRITING PAPER	.	.	.	.	.	.
4.22	UNCOATED PRINTING AND WRITING PAPER	64	64	64	64	64	64
4.221	UNCOATED WOOD CONTAINING PRINT&WRIT PAPER	0	0	0	0	0	0
4.222	UNCOATED WOODFREE PRINTING & WRIT PAPER	64	64	64	64	64	64
4.3	OTHER PAPER AND PAPERBOARD	61	61	61	61	61	61
4.31	HOUSEHOLD AND SANITARY PAPER	0	0	0	0	0	0
4.32	WRAPPING AND PACKAGING PAPER AND BOARD	61	61	61	61	61	61
4.321	LINERBOARD	35	35	35	35	35	35
4.3211	KRAFT LINER	35	35	35	35	35	35
4.32111	*UNBLEACHED KRAFT LINER*	35	35	35	35	35	35
4.32112	BLEACHED KRAFT LINER	0	0	0	0	0	0
4.3212	OTHER LINERBOARD	0	0	0	0	0	0
4.322	FLUTING MEDIUM	11	11	11	11	11	11
4.3221	SEMI-CHEMICAL FLUTING MEDIUM	11	11	11	11	11	11
4.3222	OTHER FLUTING MEDIUM	0	0	0	0	0	0
4.323	KRAFT WRAPPING AND PACKAGING	12	12	12	12	12	12
4.3231	SACK KRAFT	12	12	12	12	12	12
4.3232	OTHER KRAFT WRAPPING AND PACKAGING	0	0	0	0	0	0
4.324	FOLDING BOXBOARD	3	3	3	3	3	3
4.3241	PULP BASED FOLDING BOXBOARD	0	0	0	0	0	0
4.32411	BLEACHED CHEMICAL PULP FOLDING BOXBOARD	0	0	0	0	0	0
4.32412	OTHER PULP BASED FOLDING BOXBOARD	0	0	0	0	0	0
4.3242	WASTE PAPER BASED FOLDING BOXBOARD	3	3	3	3	3	3
4.325	OTHER WRAPPING AND PACKAGING N.E.S.	0	0	0	0	0	0
4.3251	OTHER WRAPPING PAPER	0	0	0	0	0	0
4.3252	OTHER PACKAGING PAPERBOARD	0	0	0	0	0	0
4.33	OTHER PAPER AND PAPERBOARD N.E.S. TOTAL	0	0	0	0	0	0
4.331	OTHER PAPER N.E.S.	0	0	0	0	0	0
4.332	OTHER PAPERBOARD N.E.S.	0	0	0	0	0	0

*)

NORWAY

	PROCESS	1994 TOTAL CAPA-CITY	1994 OF WHICH MARKET PULP	1995 TOTAL CAPA-CITY	1995 OF WHICH MARKET PULP	1996 TOTAL CAPA-CITY	1996 OF WHICH MARKET PULP	1997 TOTAL CAPA-CITY	1997 OF WHICH MARKET PULP	1998 TOTAL CAPA-CITY	1999 TOTAL CAPA-CITY
		1000 METRIC TONS (AIR DRY) PER YEAR									
1	WOOD PULP FOR PAPER AND PAPERBOARD	2 640	605	2 645	615	2 725	615	2 750	615	2 760	2 760
1.1	MECHANICAL PULP	550	100	570	100	500	100	500	100	510	510
1.11	MECHANICAL NON-CONIFEROUS PULP	0	0	0	0	0	0	0	0	0	0
1.12	MECHANICAL CONIFEROUS PULP	550	100	570	100	500	100	500	100	510	510
1.2	THERMO-MECHANICAL PULP	1 300	130	1 270	140	1 420	140	1 445	140	1 445	1 445
1.21	THERMO-MECHANICAL NON-CONIFEROUS PULP	0	0	0	0	0	0	0	0	0	0
1.22	THERMO-MECHANICAL CONIFEROUS PULP	1 300	130	1 270	140	1 420	140	1 445	140	1 445	1 445
1.3	SEMI-CHEMICAL PULP	100	40	100	40	100	40	100	40	100	100
1.31	SEMI-CHEMICAL NON-CONIFEROUS PULP	100	40	100	40	100	40	100	40	100	100
1.32	SEMI-CHEMICAL CONIFEROUS PULP	0	0	0	0	0	0	0	0	0	0
1.4	CHEMICAL PULP TOTAL	690	335	705	335	705	335	705	335	705	705
1.41	UNBLEACHED SULPHITE PULP	35	0	40	0	40	0	40	0	40	40
1.411	UNBLEACHED NON-CONIFEROUS SULPHITE PULP	0	0	0	0	0	0	0	0	0	0
1.412	UNBLEACHED CONIFEROUS SULPHITE PULP	35	0	40	0	40	0	40	0	40	40
1.42	BLEACHED SULPHITE PULP	145	85	145	85	145	85	145	85	145	145
1.421	BLEACHED NON-CONIFEROUS SULPHITE PULP	25	0	25	0	25	0	25	0	25	25
1.422	BLEACHED CONIFEROUS SULPHITE PULP	120	85	120	85	120	85	120	85	120	120
1.43	UNBLEACHED SULPHATE PULP	160	0	170	0	170	0	170	0	170	170
1.431	UNBLEACHED NON-CONIFEROUS SULPHATE PULP	0	0	0	0	0	0	0	0	0	0
1.432	UNBLEACHED CONIFEROUS SULPHATE PULP	160	0	170	0	170	0	170	0	170	170
1.44	BLEACHED SULPHATE+SODA PULP	350	250	350	250	350	250	350	250	350	350
1.441	BLEACHED NON-CONIFEROUS SULPHATE+SODA PULP	100	100	120	120	120	120	120	120	120	120
1.442	BLEACHED CONIFEROUS SULPHATE+SODA PULP	250	150	230	130	230	130	230	130	230	230
2	PULP OF OTHER FIBRE FOR PAPER AND BOARD	0	0	0	0	0	0	0	0	0	0
2.1	PULP OF STRAW	0	0	0	0	0	0	0	0	0	0
2.2	PULP OF BAGASSE	0	0	0	0	0	0	0	0	0	0
2.3	PULP OF BAMBOO	0	0	0	0	0	0	0	0	0	0
2.4	PULP OF OTHER FIBRE	0	0	0	0	0	0	0	0	0	0
3	DISSOLVING PULP,WOOD+OTHER RAW MATERIALS	80	80	80	80	80	80	80	80	80	80
3.1	NON-CONIFEROUS DISSOLVING PULP	0	0	0	0	0	0	0	0	0	0
3.2	CONIFEROUS DISSOLVING PULP	80	80	80	80	80	80	80	80	80	80

		1994	1995	1996	1997	1998	1999
		TOTAL CAPACITY IN 1000 METRIC TONS PER YEAR					
4	PAPER AND PAPERBOARD	2 306	2 308	2 380	2 413	2 473	2 493
4.1	NEWSPRINT	1 072	1 078	1 098	1 098	1 103	1 103
4.2	OTHER PRINTING AND WRITING PAPER	672	659	671	693	713	723
4.21	COATED PRINTING AND WRITING PAPER	13	15	15	15	15	15
4.211	COATED WOOD CONTAINING PRINT&WRITING PAPER	0	0	0	0	0	0
4.212	COATED WOODFREE PRINTING & WRITING PAPER	13	15	15	15	15	15
4.22	UNCOATED PRINTING AND WRITING PAPER	659	644	656	678	698	708
4.221	UNCOATED WOOD CONTAINING PRINT&WRIT PAPER	612	591	603	625	645	655
4.222	UNCOATED WOODFREE PRINTING & WRIT PAPER	47	53	53	53	53	53
4.3	OTHER PAPER AND PAPERBOARD	562	571	611	622	657	667
4.31	HOUSEHOLD AND SANITARY PAPER	30	31	31	31	31	31
4.32	WRAPPING AND PACKAGING PAPER AND BOARD	455	509	550	561	576	586
4.321	LINERBOARD	253	247	270	270	280	285
4.3211	KRAFT LINER	214	219	225	225	235	240
4.32111	UNBLEACHED KRAFT LINER	157	219	225	225	235	240
4.32112	BLEACHED KRAFT LINER	57	0	0	0	0	0
4.3212	OTHER LINERBOARD	39	28	45	45	45	45
4.322	FLUTING MEDIUM	81	84	86	86	87	90
4.3221	SEMI-CHEMICAL FLUTING MEDIUM	81	84	86	86	87	90
4.3222	OTHER FLUTING MEDIUM	0	0	0	0	0	0
4.323	KRAFT WRAPPING AND PACKAGING	34	33	35	36	37	37
4.3231	SACK KRAFT	0	0	0	0	0	0
4.3232	OTHER KRAFT WRAPPING AND PACKAGING	34	33	35	36	37	37
4.324	FOLDING BOXBOARD	33	39	42	42	42	42
4.3241	PULP BASED FOLDING BOXBOARD	33	39	42	42	42	42
4.32411	BLEACHED CHEMICAL PULP FOLDING BOXBOARD	0	0	0	0	0	0
4.32412	OTHER PULP BASED FOLDING BOXBOARD	0	0	0	0	0	0
4.3242	WASTE PAPER BASED FOLDING BOXBOARD	0	0	0	0	0	0
4.325	OTHER WRAPPING AND PACKAGING N.E.S.	54	106	117	127	130	132
4.3251	OTHER WRAPPING PAPER	.	.	89	95	98	100
4.3252	OTHER PACKAGING PAPERBOARD	.	.	28	32	32	32
4.33	OTHER PAPER AND PAPERBOARD N.E.S. TOTAL	77	31	30	30	50	50
4.331	OTHER PAPER N.E.S.	42	21	20	20	30	30
4.332	OTHER PAPERBOARD N.E.S.	35	10	10	10	20	20

PAKISTAN

	PROCESS	1994 TOTAL CAPA-CITY	1994 OF WHICH MARKET PULP	1995 TOTAL CAPA-CITY	1995 OF WHICH MARKET PULP	1996 TOTAL CAPA-CITY	1996 OF WHICH MARKET PULP	1997 TOTAL CAPA-CITY	1997 OF WHICH MARKET PULP	1998 TOTAL CAPA-CITY	1999 TOTAL CAPA-CITY
		1000 METRIC TONS (AIR DRY) PER YEAR									
1	WOOD PULP FOR PAPER AND PAPERBOARD	0	0	0	0	0	0	0	0	0	0
1.1	MECHANICAL PULP	0	0	0	0	0	0	0	0	0	0
1.11	MECHANICAL NON-CONIFEROUS PULP	0	0	0	0	0	0	0	0	0	0
1.12	MECHANICAL CONIFEROUS PULP	0	0	0	0	0	0	0	0	0	0
1.2	THERMO-MECHANICAL PULP	0	0	0	0	0	0	0	0	0	0
1.21	THERMO-MECHANICAL NON-CONIFEROUS PULP	0	0	0	0	0	0	0	0	0	0
1.22	THERMO-MECHANICAL CONIFEROUS PULP	0	0	0	0	0	0	0	0	0	0
1.3	SEMI-CHEMICAL PULP	0	0	0	0	0	0	0	0	0	0
1.31	SEMI-CHEMICAL NON-CONIFEROUS PULP	0	0	0	0	0	0	0	0	0	0
1.32	SEMI-CHEMICAL CONIFEROUS PULP	0	0	0	0	0	0	0	0	0	0
1.4	CHEMICAL PULP TOTAL	0	0	0	0	0	0	0	0	0	0
1.41	UNBLEACHED SULPHITE PULP	0	0	0	0	0	0	0	0	0	0
1.411	UNBLEACHED NON-CONIFEROUS SULPHITE PULP	0	0	0	0	0	0	0	0	0	0
1.412	UNBLEACHED CONIFEROUS SULPHITE PULP	0	0	0	0	0	0	0	0	0	0
1.42	BLEACHED SULPHITE PULP	0	0	0	0	0	0	0	0	0	0
1.421	BLEACHED NON-CONIFEROUS SULPHITE PULP	0	0	0	0	0	0	0	0	0	0
1.422	BLEACHED CONIFEROUS SULPHITE PULP	0	0	0	0	0	0	0	0	0	0
1.43	UNBLEACHED SULPHATE PULP	0	0	0	0	0	0	0	0	0	0
1.431	UNBLEACHED NON-CONIFEROUS SULPHATE PULP	0	0	0	0	0	0	0	0	0	0
1.432	UNBLEACHED CONIFEROUS SULPHATE PULP	0	0	0	0	0	0	0	0	0	0
1.44	BLEACHED SULPHATE+SODA PULP	0	0	0	0	0	0	0	0	0	0
1.441	BLEACHED NON-CONIFEROUS SULPHATE+SODA PULP	0	0	0	0	0	0	0	0	0	0
1.442	BLEACHED CONIFEROUS SULPHATE+SODA PULP	0	0	0	0	0	0	0	0	0	0
2	PULP OF OTHER FIBRE FOR PAPER AND BOARD	415	0	415	0	415	0	415	0	415	415
2.1	PULP OF STRAW	260	0	260	0	260	0	260	0	260	260
2.2	PULP OF BAGASSE	55	0	55	0	55	0	55	0	55	55
2.3	PULP OF BAMBOO	0	0	0	0	0	0	0	0	0	0
2.4	PULP OF OTHER FIBRE	100	0	100	0	100	0	100	0	100	100
3	DISSOLVING PULP,WOOD+OTHER RAW MATERIALS	0	0	0	0	0	0	0	0	0	0
3.1	NON-CONIFEROUS DISSOLVING PULP	0	0	0	0	0	0	0	0	0	0
3.2	CONIFEROUS DISSOLVING PULP	0	0	0	0	0	0	0	0	0	0

		1994	1995	1996	1997	1998	1999
		TOTAL CAPACITY IN 1000 METRIC TONS PER YEAR					
4	PAPER AND PAPERBOARD	420	420	420	420	420	420
4.1	NEWSPRINT	0	0	0	0	0	0
4.2	OTHER PRINTING AND WRITING PAPER	172	172	172	172	172	172
4.21	COATED PRINTING AND WRITING PAPER	0	0	0	0	0	0
4.211	COATED WOOD CONTAINING PRINT&WRITING PAPER	0	0	0	0	0	0
4.212	COATED WOODFREE PRINTING & WRITING PAPER	0	0	0	0	0	0
4.22	UNCOATED PRINTING AND WRITING PAPER	172	172	172	172	172	172
4.221	UNCOATED WOOD CONTAINING PRINT&WRIT PAPER	0	0	0	0	0	0
4.222	UNCOATED WOODFREE PRINTING & WRIT PAPER	172	172	172	172	172	172
4.3	OTHER PAPER AND PAPERBOARD	248	248	248	248	248	248
4.31	HOUSEHOLD AND SANITARY PAPER	10	10	10	10	10	10
4.32	WRAPPING AND PACKAGING PAPER AND BOARD	123	123	123	123	123	123
4.321	LINERBOARD	18	18	18	18	18	18
4.3211	KRAFT LINER	0	0	0	0	0	0
4.32111	UNBLEACHED KRAFT LINER	0	0	0	0	0	0
4.32112	BLEACHED KRAFT LINER	0	0	0	0	0	0
4.3212	OTHER LINERBOARD	18	18	18	18	18	18
4.322	FLUTING MEDIUM	25	25	25	25	25	25
4.3221	SEMI-CHEMICAL FLUTING MEDIUM	0	0	0	0	0	0
4.3222	OTHER FLUTING MEDIUM	25	25	25	25	25	25
4.323	KRAFT WRAPPING AND PACKAGING	0	0	0	0	0	0
4.3231	SACK KRAFT	0	0	0	0	0	0
4.3232	OTHER KRAFT WRAPPING AND PACKAGING	0	0	0	0	0	0
4.324	FOLDING BOXBOARD	80	80	80	80	80	80
4.3241	PULP BASED FOLDING BOXBOARD	0	0	0	0	0	0
4.32411	BLEACHED CHEMICAL PULP FOLDING BOXBOARD	0	0	0	0	0	0
4.32412	OTHER PULP BASED FOLDING BOXBOARD	0	0	0	0	0	0
4.3242	WASTE PAPER BASED FOLDING BOXBOARD	80	80	80	80	80	80
4.325	OTHER WRAPPING AND PACKAGING N.E.S.	0	0	0	0	0	0
4.3251	OTHER WRAPPING PAPER	0	0	0	0	0	0
4.3252	OTHER PACKAGING PAPERBOARD	0	0	0	0	0	0
4.33	OTHER PAPER AND PAPERBOARD N.E.S. TOTAL	115	115	115	115	115	115
4.331	OTHER PAPER N.E.S.	43	43	43	43	43	43
4.332	OTHER PAPERBOARD N.E.S.	72	72	72	72	72	72

PANAMA

	PROCESS	1994 TOTAL CAPA-CITY	1994 OF WHICH MARKET PULP	1995 TOTAL CAPA-CITY	1995 OF WHICH MARKET PULP	1996 TOTAL CAPA-CITY	1996 OF WHICH MARKET PULP	1997 TOTAL CAPA-CITY	1997 OF WHICH MARKET PULP	1998 TOTAL CAPA-CITY	1999 TOTAL CAPA-CITY
		1000 METRIC TONS (AIR DRY) PER YEAR									
1	WOOD PULP FOR PAPER AND PAPERBOARD	0	0	0	0	0	0	0	0	0	0
1.1	MECHANICAL PULP	0	0	0	0	0	0	0	0	0	0
1.11	MECHANICAL NON-CONIFEROUS PULP	0	0	0	0	0	0	0	0	0	0
1.12	MECHANICAL CONIFEROUS PULP	0	0	0	0	0	0	0	0	0	0
1.2	THERMO-MECHANICAL PULP	0	0	0	0	0	0	0	0	0	0
1.21	THERMO-MECHANICAL NON-CONIFEROUS PULP	0	0	0	0	0	0	0	0	0	0
1.22	THERMO-MECHANICAL CONIFEROUS PULP	0	0	0	0	0	0	0	0	0	0
1.3	SEMI-CHEMICAL PULP	0	0	0	0	0	0	0	0	0	0
1.31	SEMI-CHEMICAL NON-CONIFEROUS PULP	0	0	0	0	0	0	0	0	0	0
1.32	SEMI-CHEMICAL CONIFEROUS PULP	0	0	0	0	0	0	0	0	0	0
1.4	CHEMICAL PULP TOTAL	0	0	0	0	0	0	0	0	0	0
1.41	UNBLEACHED SULPHITE PULP	0	0	0	0	0	0	0	0	0	0
1.411	UNBLEACHED NON-CONIFEROUS SULPHITE PULP	0	0	0	0	0	0	0	0	0	0
1.412	UNBLEACHED CONIFEROUS SULPHITE PULP	0	0	0	0	0	0	0	0	0	0
1.42	BLEACHED SULPHITE PULP	0	0	0	0	0	0	0	0	0	0
1.421	BLEACHED NON-CONIFEROUS SULPHITE PULP	0	0	0	0	0	0	0	0	0	0
1.422	BLEACHED CONIFEROUS SULPHITE PULP	0	0	0	0	0	0	0	0	0	0
1.43	UNBLEACHED SULPHATE PULP	0	0	0	0	0	0	0	0	0	0
1.431	UNBLEACHED NON-CONIFEROUS SULPHATE PULP	0	0	0	0	0	0	0	0	0	0
1.432	UNBLEACHED CONIFEROUS SULPHATE PULP	0	0	0	0	0	0	0	0	0	0
1.44	BLEACHED SULPHATE+SODA PULP	0	0	0	0	0	0	0	0	0	0
1.441	BLEACHED NON-CONIFEROUS SULPHATE+SODA PULP	0	0	0	0	0	0	0	0	0	0
1.442	BLEACHED CONIFEROUS SULPHATE+SODA PULP	0	0	0	0	0	0	0	0	0	0
2	PULP OF OTHER FIBRE FOR PAPER AND BOARD	0	0	0	0	0	0	0	0	0	0
2.1	PULP OF STRAW	0	0	0	0	0	0	0	0	0	0
2.2	PULP OF BAGASSE	0	0	0	0	0	0	0	0	0	0
2.3	PULP OF BAMBOO	0	0	0	0	0	0	0	0	0	0
2.4	PULP OF OTHER FIBRE	0	0	0	0	0	0	0	0	0	0
3	DISSOLVING PULP,WOOD+OTHER RAW MATERIALS	0	0	0	0	0	0	0	0	0	0
3.1	NON-CONIFEROUS DISSOLVING PULP	0	0	0	0	0	0	0	0	0	0
3.2	CONIFEROUS DISSOLVING PULP	0	0	0	0	0	0	0	0	0	0

		1994	1995	1996	1997	1998	1999
		TOTAL CAPACITY IN 1000 METRIC TONS PER YEAR					
4	PAPER AND PAPERBOARD	26	26	26	26	26	26
4.1	NEWSPRINT	0	0	0	0	0	0
4.2	OTHER PRINTING AND WRITING PAPER	0	0	0	0	0	0
4.21	COATED PRINTING AND WRITING PAPER	0	0	0	0	0	0
4.211	COATED WOOD CONTAINING PRINT&WRITING PAPER	0	0	0	0	0	0
4.212	COATED WOODFREE PRINTING & WRITING PAPER	0	0	0	0	0	0
4.22	UNCOATED PRINTING AND WRITING PAPER	0	0	0	0	0	0
4.221	UNCOATED WOOD CONTAINING PRINT&WRIT PAPER	0	0	0	0	0	0
4.222	UNCOATED WOODFREE PRINTING & WRIT PAPER	0	0	0	0	0	0
4.3	OTHER PAPER AND PAPERBOARD	26	26	26	26	26	26
4.31	HOUSEHOLD AND SANITARY PAPER	13	13	13	13	13	13
4.32	WRAPPING AND PACKAGING PAPER AND BOARD	13	13	13	13	13	13
4.321	LINERBOARD	6	6	6	6	6	6
4.3211	KRAFT LINER	0	0	0	0	0	0
4.32111	UNBLEACHED KRAFT LINER	0	0	0	0	0	0
4.32112	BLEACHED KRAFT LINER	0	0	0	0	0	0
4.3212	OTHER LINERBOARD	6	6	6	6	6	6
4.322	FLUTING MEDIUM	3	3	3	3	3	3
4.3221	SEMI-CHEMICAL FLUTING MEDIUM	0	0	0	0	0	0
4.3222	OTHER FLUTING MEDIUM	3	3	3	3	3	3
4.323	KRAFT WRAPPING AND PACKAGING	4	4	4	4	4	4
4.3231	SACK KRAFT	4	4	4	4	4	4
4.3232	OTHER KRAFT WRAPPING AND PACKAGING	0	0	0	0	0	0
4.324	FOLDING BOXBOARD	0	0	0	0	0	0
4.3241	PULP BASED FOLDING BOXBOARD	0	0	0	0	0	0
4.32411	BLEACHED CHEMICAL PULP FOLDING BOXBOARD	0	0	0	0	0	0
4.32412	OTHER PULP BASED FOLDING BOXBOARD	0	0	0	0	0	0
4.3242	WASTE PAPER BASED FOLDING BOXBOARD	0	0	0	0	0	0
4.325	OTHER WRAPPING AND PACKAGING N.E.S.	0	0	0	0	0	0
4.3251	OTHER WRAPPING PAPER	0	0	0	0	0	0
4.3252	OTHER PACKAGING PAPERBOARD	0	0	0	0	0	0
4.33	OTHER PAPER AND PAPERBOARD N.E.S. TOTAL	0	0	0	0	0	0
4.331	OTHER PAPER N.E.S.	0	0	0	0	0	0
4.332	OTHER PAPERBOARD N.E.S.	0	0	0	0	0	0

*)

PARAGUAY

	PROCESS	1994 TOTAL CAPA-CITY	1994 OF WHICH MARKET PULP	1995 TOTAL CAPA-CITY	1995 OF WHICH MARKET PULP	1996 TOTAL CAPA-CITY	1996 OF WHICH MARKET PULP	1997 TOTAL CAPA-CITY	1997 OF WHICH MARKET PULP	1998 TOTAL CAPA-CITY	1999 TOTAL CAPA-CITY
		1000 METRIC TONS (AIR DRY) PER YEAR									
1	WOOD PULP FOR PAPER AND PAPERBOARD	0	0	0	0	0	0	0	0	0	0
1.1	MECHANICAL PULP	0	0	0	0	0	0	0	0	0	0
1.11	MECHANICAL NON-CONIFEROUS PULP	0	0	0	0	0	0	0	0	0	0
1.12	MECHANICAL CONIFEROUS PULP	0	0	0	0	0	0	0	0	0	0
1.2	THERMO-MECHANICAL PULP	0	0	0	0	0	0	0	0	0	0
1.21	THERMO-MECHANICAL NON-CONIFEROUS PULP	0	0	0	0	0	0	0	0	0	0
1.22	THERMO-MECHANICAL CONIFEROUS PULP	0	0	0	0	0	0	0	0	0	0
1.3	SEMI-CHEMICAL PULP	0	0	0	0	0	0	0	0	0	0
1.31	SEMI-CHEMICAL NON-CONIFEROUS PULP	0	0	0	0	0	0	0	0	0	0
1.32	SEMI-CHEMICAL CONIFEROUS PULP	0	0	0	0	0	0	0	0	0	0
1.4	CHEMICAL PULP TOTAL	0	0	0	0	0	0	0	0	0	0
1.41	UNBLEACHED SULPHITE PULP	0	0	0	0	0	0	0	0	0	0
1.411	UNBLEACHED NON-CONIFEROUS SULPHITE PULP	0	0	0	0	0	0	0	0	0	0
1.412	UNBLEACHED CONIFEROUS SULPHITE PULP	0	0	0	0	0	0	0	0	0	0
1.42	BLEACHED SULPHITE PULP	0	0	0	0	0	0	0	0	0	0
1.421	BLEACHED NON-CONIFEROUS SULPHITE PULP	0	0	0	0	0	0	0	0	0	0
1.422	BLEACHED CONIFEROUS SULPHITE PULP	0	0	0	0	0	0	0	0	0	0
1.43	UNBLEACHED SULPHATE PULP	0	0	0	0	0	0	0	0	0	0
1.431	UNBLEACHED NON-CONIFEROUS SULPHATE PULP	0	0	0	0	0	0	0	0	0	0
1.432	UNBLEACHED CONIFEROUS SULPHATE PULP	0	0	0	0	0	0	0	0	0	0
1.44	BLEACHED SULPHATE+SODA PULP	0	0	0	0	0	0	0	0	0	0
1.441	BLEACHED NON-CONIFEROUS SULPHATE+SODA PULP	0	0	0	0	0	0	0	0	0	0
1.442	BLEACHED CONIFEROUS SULPHATE+SODA PULP	0	0	0	0	0	0	0	0	0	0
2	PULP OF OTHER FIBRE FOR PAPER AND BOARD	0	0	0	0	0	0	0	0	0	0
2.1	PULP OF STRAW	0	0	0	0	0	0	0	0	0	0
2.2	PULP OF BAGASSE	0	0	0	0	0	0	0	0	0	0
2.3	PULP OF BAMBOO	0	0	0	0	0	0	0	0	0	0
2.4	PULP OF OTHER FIBRE	0	0	0	0	0	0	0	0	0	0
3	DISSOLVING PULP,WOOD+OTHER RAW MATERIALS	0	0	0	0	0	0	0	0	0	0
3.1	NON-CONIFEROUS DISSOLVING PULP	0	0	0	0	0	0	0	0	0	0
3.2	CONIFEROUS DISSOLVING PULP	0	0	0	0	0	0	0	0	0	0

		1994	1995	1996	1997	1998	1999
		TOTAL CAPACITY IN 1000 METRIC TONS PER YEAR					
4	PAPER AND PAPERBOARD	17	17	17	17	17	17
4.1	NEWSPRINT	0	0	0	0	0	0
4.2	OTHER PRINTING AND WRITING PAPER	0	0	0	0	0	0
4.21	COATED PRINTING AND WRITING PAPER	0	0	0	0	0	0
4.211	COATED WOOD CONTAINING PRINT&WRITING PAPER	0	0	0	0	0	0
4.212	COATED WOODFREE PRINTING & WRITING PAPER	0	0	0	0	0	0
4.22	UNCOATED PRINTING AND WRITING PAPER	0	0	0	0	0	0
4.221	UNCOATED WOOD CONTAINING PRINT&WRIT PAPER	0	0	0	0	0	0
4.222	UNCOATED WOODFREE PRINTING & WRIT PAPER	0	0	0	0	0	0
4.3	OTHER PAPER AND PAPERBOARD	17	17	17	17	17	17
4.31	HOUSEHOLD AND SANITARY PAPER	6	6	6	6	6	6
4.32	WRAPPING AND PACKAGING PAPER AND BOARD	11	11	11	11	11	11
4.321	LINERBOARD	3	3	3	3	3	3
4.3211	KRAFT LINER	0	0	0	0	0	0
4.32111	UNBLEACHED KRAFT LINER	0	0	0	0	0	0
4.32112	BLEACHED KRAFT LINER	0	0	0	0	0	0
4.3212	OTHER LINERBOARD	3	3	3	3	3	3
4.322	FLUTING MEDIUM	4	4	4	4	4	4
4.3221	SEMI-CHEMICAL FLUTING MEDIUM	1	1	1	1	1	1
4.3222	OTHER FLUTING MEDIUM	3	3	3	3	3	3
4.323	KRAFT WRAPPING AND PACKAGING	0	0	0	0	0	0
4.3231	SACK KRAFT	0	0	0	0	0	0
4.3232	OTHER KRAFT WRAPPING AND PACKAGING	0	0	0	0	0	0
4.324	FOLDING BOXBOARD	3	3	3	3	3	3
4.3241	PULP BASED FOLDING BOXBOARD	0	0	0	0	0	0
4.32411	BLEACHED CHEMICAL PULP FOLDING BOXBOARD	0	0	0	0	0	0
4.32412	OTHER PULP BASED FOLDING BOXBOARD	0	0	0	0	0	0
4.3242	WASTE PAPER BASED FOLDING BOXBOARD	3	3	3	3	3	3
4.325	OTHER WRAPPING AND PACKAGING N.E.S.	1	1	1	1	1	1
4.3251	OTHER WRAPPING PAPER	0	0	0	0	0	0
4.3252	OTHER PACKAGING PAPERBOARD	1	1	1	1	1	1
4.33	OTHER PAPER AND PAPERBOARD N.E.S. TOTAL	0	0	0	0	0	0
4.331	OTHER PAPER N.E.S.	0	0	0	0	0	0
4.332	OTHER PAPERBOARD N.E.S.	0	0	0	0	0	0

*)

PERU

	PROCESS	1994 TOTAL CAPA-CITY	1994 OF WHICH MARKET PULP	1995 TOTAL CAPA-CITY	1995 OF WHICH MARKET PULP	1996 TOTAL CAPA-CITY	1996 OF WHICH MARKET PULP	1997 TOTAL CAPA-CITY	1997 OF WHICH MARKET PULP	1998 TOTAL CAPA-CITY	1999 TOTAL CAPA-CITY
		1000 METRIC TONS (AIR DRY) PER YEAR									
1	WOOD PULP FOR PAPER AND PAPERBOARD	15	0	15	0	15	0	15	0	15	15
1.1	MECHANICAL PULP	0	0	0	0	0	0	0	0	0	0
1.11	MECHANICAL NON-CONIFEROUS PULP	0	0	0	0	0	0	0	0	0	0
1.12	MECHANICAL CONIFEROUS PULP	0	0	0	0	0	0	0	0	0	0
1.2	THERMO-MECHANICAL PULP	0	0	0	0	0	0	0	0	0	0
1.21	THERMO-MECHANICAL NON-CONIFEROUS PULP	0	0	0	0	0	0	0	0	0	0
1.22	THERMO-MECHANICAL CONIFEROUS PULP	0	0	0	0	0	0	0	0	0	0
1.3	SEMI-CHEMICAL PULP	0	0	0	0	0	0	0	0	0	0
1.31	SEMI-CHEMICAL NON-CONIFEROUS PULP	0	0	0	0	0	0	0	0	0	0
1.32	SEMI-CHEMICAL CONIFEROUS PULP	0	0	0	0	0	0	0	0	0	0
1.4	CHEMICAL PULP TOTAL	15	0	15	0	15	0	15	0	15	15
1.41	UNBLEACHED SULPHITE PULP	.	0	.	0	.	0	.	0	.	.
1.411	UNBLEACHED NON-CONIFEROUS SULPHITE PULP	.	0	.	0	.	0	.	0	.	.
1.412	UNBLEACHED CONIFEROUS SULPHITE PULP	.	0	.	0	.	0	.	0	.	.
1.42	BLEACHED SULPHITE PULP	.	0	.	0	.	0	.	0	.	.
1.421	BLEACHED NON-CONIFEROUS SULPHITE PULP	.	0	.	0	.	0	.	0	.	.
1.422	BLEACHED CONIFEROUS SULPHITE PULP	.	0	.	0	.	0	.	0	.	.
1.43	UNBLEACHED SULPHATE PULP	.	0	.	0	.	0	.	0	.	.
1.431	UNBLEACHED NON-CONIFEROUS SULPHATE PULP	.	0	.	0	.	0	.	0	.	.
1.432	UNBLEACHED CONIFEROUS SULPHATE PULP	.	0	.	0	.	0	.	0	.	.
1.44	BLEACHED SULPHATE+SODA PULP	.	0	.	0	.	0	.	0	.	.
1.441	BLEACHED NON-CONIFEROUS SULPHATE+SODA PULP	.	0	.	0	.	0	.	0	.	.
1.442	BLEACHED CONIFEROUS SULPHATE+SODA PULP	.	0	.	0	.	0	.	0	.	.
2	PULP OF OTHER FIBRE FOR PAPER AND BOARD	296	0	296	0	296	0	296	0	296	296
2.1	PULP OF STRAW	0	0	0	0	0	0	0	0	0	0
2.2	PULP OF BAGASSE	296	0	296	0	296	0	296	0	296	296
2.3	PULP OF BAMBOO	0	0	0	0	0	0	0	0	0	0
2.4	PULP OF OTHER FIBRE	0	0	0	0	0	0	0	0	0	0
3	DISSOLVING PULP,WOOD+OTHER RAW MATERIALS	0	0	0	0	0	0	0	0	0	0
3.1	NON-CONIFEROUS DISSOLVING PULP	0	0	0	0	0	0	0	0	0	0
3.2	CONIFEROUS DISSOLVING PULP	0	0	0	0	0	0	0	0	0	0

		1994	1995	1996	1997	1998	1999
		TOTAL CAPACITY IN 1000 METRIC TONS PER YEAR					
4	PAPER AND PAPERBOARD	414	414	414	414	414	414
4.1	NEWSPRINT	0	0	0	0	0	0
4.2	OTHER PRINTING AND WRITING PAPER	97	97	97	97	97	97
4.21	COATED PRINTING AND WRITING PAPER	5	5	5	5	5	5
4.211	COATED WOOD CONTAINING PRINT&WRITING PAPER	0	0	0	0	0	0
4.212	COATED WOODFREE PRINTING & WRITING PAPER	5	5	5	5	5	5
4.22	UNCOATED PRINTING AND WRITING PAPER	92	92	92	92	92	92
4.221	UNCOATED WOOD CONTAINING PRINT&WRIT PAPER	0	0	0	0	0	0
4.222	UNCOATED WOODFREE PRINTING & WRIT PAPER	92	92	92	92	92	92
4.3	OTHER PAPER AND PAPERBOARD	317	317	317	317	317	317
4.31	HOUSEHOLD AND SANITARY PAPER	37	37	37	37	37	37
4.32	WRAPPING AND PACKAGING PAPER AND BOARD	280	280	280	280	280	280
4.321	LINERBOARD	35	35	35	35	35	35
4.3211	KRAFT LINER	35	35	35	35	35	35
4.32111	UNBLEACHED KRAFT LINER	35	35	35	35	35	35
4.32112	BLEACHED KRAFT LINER	0	0	0	0	0	0
4.3212	OTHER LINERBOARD	0	0	0	0	0	0
4.322	FLUTING MEDIUM	167	167	167	167	167	167
4.3221	SEMI-CHEMICAL FLUTING MEDIUM	167	167	167	167	167	167
4.3222	OTHER FLUTING MEDIUM	0	0	0	0	0	0
4.323	KRAFT WRAPPING AND PACKAGING	53	53	53	53	53	53
4.3231	SACK KRAFT	32	32	32	32	32	32
4.3232	OTHER KRAFT WRAPPING AND PACKAGING	21	21	21	21	21	21
4.324	FOLDING BOXBOARD	21	21	21	21	21	21
4.3241	PULP BASED FOLDING BOXBOARD	21	21	21	21	21	21
4.32411	BLEACHED CHEMICAL PULP FOLDING BOXBOARD	21	21	21	21	21	21
4.32412	OTHER PULP BASED FOLDING BOXBOARD	0	0	0	0	0	0
4.3242	WASTE PAPER BASED FOLDING BOXBOARD	0	0	0	0	0	0
4.325	OTHER WRAPPING AND PACKAGING N.E.S.	4	4	4	4	4	4
4.3251	OTHER WRAPPING PAPER	0	0	0	0	0	0
4.3252	OTHER PACKAGING PAPERBOARD	4	4	4	4	4	4
4.33	OTHER PAPER AND PAPERBOARD N.E.S. TOTAL	0	0	0	0	0	0
4.331	OTHER PAPER N.E.S.	0	0	0	0	0	0
4.332	OTHER PAPERBOARD N.E.S.	0	0	0	0	0	0

*)

PHILIPPINES

	PROCESS	1994 TOTAL CAPA-CITY	1994 OF WHICH MARKET PULP	1995 TOTAL CAPA-CITY	1995 OF WHICH MARKET PULP	1996 TOTAL CAPA-CITY	1996 OF WHICH MARKET PULP	1997 TOTAL CAPA-CITY	1997 OF WHICH MARKET PULP	1998 TOTAL CAPA-CITY	1999 TOTAL CAPA-CITY
		1000 METRIC TONS (AIR DRY) PER YEAR									
1	WOOD PULP FOR PAPER AND PAPERBOARD	169	0	169	0	169	0	169	0	169	169
1.1	MECHANICAL PULP	45	0	45	0	45	0	45	0	45	45
1.11	MECHANICAL NON-CONIFEROUS PULP	45	0	45	0	45	0	45	0	45	45
1.12	MECHANICAL CONIFEROUS PULP	0	0	0	0	0	0	0	0	0	0
1.2	THERMO-MECHANICAL PULP	11	0	11	0	11	0	11	0	11	11
1.21	THERMO-MECHANICAL NON-CONIFEROUS PULP	11	0	11	0	11	0	11	0	11	11
1.22	THERMO-MECHANICAL CONIFEROUS PULP	0	0	0	0	0	0	0	0	0	0
1.3	SEMI-CHEMICAL PULP	0	0	0	0	0	0	0	0	0	0
1.31	SEMI-CHEMICAL NON-CONIFEROUS PULP	0	0	0	0	0	0	0	0	0	0
1.32	SEMI-CHEMICAL CONIFEROUS PULP	0	0	0	0	0	0	0	0	0	0
1.4	CHEMICAL PULP TOTAL	113	0	113	0	113	0	113	0	113	113
1.41	UNBLEACHED SULPHITE PULP	0	0	0	0	0	0	0	0	0	0
1.411	UNBLEACHED NON-CONIFEROUS SULPHITE PULP	0	0	0	0	0	0	0	0	0	0
1.412	UNBLEACHED CONIFEROUS SULPHITE PULP	0	0	0	0	0	0	0	0	0	0
1.42	BLEACHED SULPHITE PULP	0	0	0	0	0	0	0	0	0	0
1.421	BLEACHED NON-CONIFEROUS SULPHITE PULP	0	0	0	0	0	0	0	0	0	0
1.422	BLEACHED CONIFEROUS SULPHITE PULP	0	0	0	0	0	0	0	0	0	0
1.43	UNBLEACHED SULPHATE PULP	74	0	74	0	74	0	74	0	74	74
1.431	UNBLEACHED NON-CONIFEROUS SULPHATE PULP	74	0	74	0	74	0	74	0	74	74
1.432	UNBLEACHED CONIFEROUS SULPHATE PULP	0	0	0	0	0	0	0	0	0	0
1.44	BLEACHED SULPHATE+SODA PULP	39	0	39	0	39	0	39	0	39	39
1.441	BLEACHED NON-CONIFEROUS SULPHATE+SODA PULP	39	0	39	0	39	0	39	0	39	39
1.442	BLEACHED CONIFEROUS SULPHATE+SODA PULP	0	0	0	0	0	0	0	0	0	0
2	PULP OF OTHER FIBRE FOR PAPER AND BOARD	29	18	29	18	29	18	29	18	29	29
2.1	PULP OF STRAW	0	0	0	0	0	0	0	0	0	0
2.2	PULP OF BAGASSE	9	0	9	0	9	0	9	0	9	9
2.3	PULP OF BAMBOO	0	0	0	0	0	0	0	0	0	0
2.4	PULP OF OTHER FIBRE	20	18	20	18	20	18	20	18	20	20
3	DISSOLVING PULP,WOOD+OTHER RAW MATERIALS	0	0	0	0	0	0	0	0	0	0
3.1	NON-CONIFEROUS DISSOLVING PULP	0	0	0	0	0	0	0	0	0	0
3.2	CONIFEROUS DISSOLVING PULP	0	0	0	0	0	0	0	0	0	0

		1994	1995	1996	1997	1998	1999
		TOTAL CAPACITY IN 1000 METRIC TONS PER YEAR					
4	PAPER AND PAPERBOARD	679	679	679	679	679	679
4.1	NEWSPRINT	126	126	126	126	126	126
4.2	OTHER PRINTING AND WRITING PAPER	152	152	152	152	152	152
4.21	COATED PRINTING AND WRITING PAPER	0	0	0	0	0	0
4.211	COATED WOOD CONTAINING PRINT&WRITING PAPER	0	0	0	0	0	0
4.212	COATED WOODFREE PRINTING & WRITING PAPER	0	0	0	0	0	0
4.22	UNCOATED PRINTING AND WRITING PAPER	152	152	152	152	152	152
4.221	UNCOATED WOOD CONTAINING PRINT&WRIT PAPER	0	0	0	0	0	0
4.222	UNCOATED WOODFREE PRINTING & WRIT PAPER	152	152	152	152	152	152
4.3	OTHER PAPER AND PAPERBOARD	401	401	401	401	401	401
4.31	HOUSEHOLD AND SANITARY PAPER	22	22	22	22	22	22
4.32	WRAPPING AND PACKAGING PAPER AND BOARD	363	363	363	363	363	363
4.321	LINERBOARD	106	106	106	106	106	106
4.3211	KRAFT LINER	106	106	106	106	106	106
4.32111	UNBLEACHED KRAFT LINER	106	106	106	106	106	106
4.32112	BLEACHED KRAFT LINER	0	0	0	0	0	0
4.3212	OTHER LINERBOARD	0	0	0	0	0	0
4.322	FLUTING MEDIUM	174	174	174	174	174	174
4.3221	SEMI-CHEMICAL FLUTING MEDIUM	0	0	0	0	0	0
4.3222	OTHER FLUTING MEDIUM	174	174	174	174	174	174
4.323	KRAFT WRAPPING AND PACKAGING	46	46	46	46	46	46
4.3231	SACK KRAFT	28	28	28	28	28	28
4.3232	OTHER KRAFT WRAPPING AND PACKAGING	18	18	18	18	18	18
4.324	FOLDING BOXBOARD	37	37	37	37	37	37
4.3241	PULP BASED FOLDING BOXBOARD	0	0	0	0	0	0
4.32411	BLEACHED CHEMICAL PULP FOLDING BOXBOARD	0	0	0	0	0	0
4.32412	OTHER PULP BASED FOLDING BOXBOARD	0	0	0	0	0	0
4.3242	WASTE PAPER BASED FOLDING BOXBOARD	37	37	37	37	37	37
4.325	OTHER WRAPPING AND PACKAGING N.E.S.	0	0	0	0	0	0
4.3251	OTHER WRAPPING PAPER	0	0	0	0	0	0
4.3252	OTHER PACKAGING PAPERBOARD	0	0	0	0	0	0
4.33	OTHER PAPER AND PAPERBOARD N.E.S. TOTAL	16	16	16	16	16	16
4.331	OTHER PAPER N.E.S.	8	8	8	8	8	8
4.332	OTHER PAPERBOARD N.E.S.	8	8	8	8	8	8

*)

POLAND

	PROCESS	1994 TOTAL CAPA-CITY	1994 OF WHICH MARKET PULP	1995 TOTAL CAPA-CITY	1995 OF WHICH MARKET PULP	1996 TOTAL CAPA-CITY	1996 OF WHICH MARKET PULP	1997 TOTAL CAPA-CITY	1997 OF WHICH MARKET PULP	1998 TOTAL CAPA-CITY	1999 TOTAL CAPA-CITY
		1000 METRIC TONS (AIR DRY) PER YEAR									
1	WOOD PULP FOR PAPER AND PAPERBOARD	1 003	22	1 003	22	1 003	22	1 003	22	1 003	1 003
1.1	MECHANICAL PULP	170	0	170	0	170	0	170	0	170	170
1.11	MECHANICAL NON-CONIFEROUS PULP	0	0	0	0	0	0	0	0	0	0
1.12	MECHANICAL CONIFEROUS PULP	170	0	170	0	170	0	170	0	170	170
1.2	THERMO-MECHANICAL PULP	0	0	0	0	0	0	0	0	0	0
1.21	THERMO-MECHANICAL NON-CONIFEROUS PULP	0	0	0	0	0	0	0	0	0	0
1.22	THERMO-MECHANICAL CONIFEROUS PULP	0	0	0	0	0	0	0	0	0	0
1.3	SEMI-CHEMICAL PULP	145	0	145	0	145	0	145	0	145	145
1.31	SEMI-CHEMICAL NON-CONIFEROUS PULP	145	0	145	0	145	0	145	0	145	145
1.32	SEMI-CHEMICAL CONIFEROUS PULP	0	0	0	0	0	0	0	0	0	0
1.4	CHEMICAL PULP TOTAL	688	22	688	22	688	22	688	22	688	688
1.41	UNBLEACHED SULPHITE PULP	38	0	38	0	38	0	38	0	38	38
1.411	UNBLEACHED NON-CONIFEROUS SULPHITE PULP	0	0	0	0	0	0	0	0	0	0
1.412	UNBLEACHED CONIFEROUS SULPHITE PULP	38	0	38	0	38	0	38	0	38	38
1.42	BLEACHED SULPHITE PULP	55	0	55	0	55	0	55	0	55	55
1.421	BLEACHED NON-CONIFEROUS SULPHITE PULP	0	0	0	0	0	0	0	0	0	0
1.422	BLEACHED CONIFEROUS SULPHITE PULP	55	0	55	0	55	0	55	0	55	55
1.43	UNBLEACHED SULPHATE PULP	345	0	345	0	345	0	345	0	345	345
1.431	UNBLEACHED NON-CONIFEROUS SULPHATE PULP	0	0	0	0	0	0	0	0	0	0
1.432	UNBLEACHED CONIFEROUS SULPHATE PULP	345	0	345	0	345	0	345	0	345	345
1.44	BLEACHED SULPHATE+SODA PULP	250	22	250	22	250	22	250	22	250	250
1.441	BLEACHED NON-CONIFEROUS SULPHATE+SODA PULP	72	0	72	0	72	0	72	0	72	72
1.442	BLEACHED CONIFEROUS SULPHATE+SODA PULP	178	22	178	22	178	22	178	22	178	178
2	PULP OF OTHER FIBRE FOR PAPER AND BOARD	2	0	2	0	2	0	2	0	2	2
2.1	PULP OF STRAW	0	0	0	0	0	0	0	0	0	0
2.2	PULP OF BAGASSE	0	0	0	0	0	0	0	0	0	0
2.3	PULP OF BAMBOO	0	0	0	0	0	0	0	0	0	0
2.4	PULP OF OTHER FIBRE	2	0	2	0	2	0	2	0	2	2
3	DISSOLVING PULP,WOOD+OTHER RAW MATERIALS	67	0	67	0	67	0	67	0	67	67
3.1	NON-CONIFEROUS DISSOLVING PULP	61	0	61	0	61	0	61	0	61	61
3.2	CONIFEROUS DISSOLVING PULP	6	0	6	0	6	0	6	0	6	6

		1994	1995	1996	1997	1998	1999
		TOTAL CAPACITY IN 1000 METRIC TONS PER YEAR					
4	PAPER AND PAPERBOARD	1 800	1 800	1 800	1 800	1 800	1 800
4.1	NEWSPRINT	100	100	100	100	100	100
4.2	OTHER PRINTING AND WRITING PAPER	370	370	370	370	370	370
4.21	COATED PRINTING AND WRITING PAPER	.	.	.	.	.	.
4.211	COATED WOOD CONTAINING PRINT&WRITING PAPER	.	.	.	.	.	.
4.212	COATED WOODFREE PRINTING & WRITING PAPER	.	.	.	.	.	.
4.22	UNCOATED PRINTING AND WRITING PAPER	.	.	.	.	.	.
4.221	UNCOATED WOOD CONTAINING PRINT&WRIT PAPER	.	.	.	.	.	.
4.222	UNCOATED WOODFREE PRINTING & WRIT PAPER	.	.	.	.	.	.
4.3	OTHER PAPER AND PAPERBOARD	1 330	1 330	1 330	1 330	1 330	1 330
4.31	HOUSEHOLD AND SANITARY PAPER	165	165	165	165	165	165
4.32	WRAPPING AND PACKAGING PAPER AND BOARD	.	.	.	.	.	.
4.321	LINERBOARD	.	.	.	.	.	.
4.3211	KRAFT LINER	.	.	.	.	.	.
4.32111	UNBLEACHED KRAFT LINER	.	.	.	.	.	.
4.32112	BLEACHED KRAFT LINER	.	.	.	.	.	.
4.3212	OTHER LINERBOARD	.	.	.	.	.	.
4.322	FLUTING MEDIUM	.	.	.	.	.	.
4.3221	SEMI-CHEMICAL FLUTING MEDIUM	.	.	.	.	.	.
4.3222	OTHER FLUTING MEDIUM	.	.	.	.	.	.
4.323	KRAFT WRAPPING AND PACKAGING	.	.	.	.	.	.
4.3231	SACK KRAFT	.	.	.	.	.	.
4.3232	OTHER KRAFT WRAPPING AND PACKAGING	.	.	.	.	.	.
4.324	FOLDING BOXBOARD	.	.	.	.	.	.
4.3241	PULP BASED FOLDING BOXBOARD	.	.	.	.	.	.
4.32411	BLEACHED CHEMICAL PULP FOLDING BOXBOARD	.	.	.	.	.	.
4.32412	OTHER PULP BASED FOLDING BOXBOARD	.	.	.	.	.	.
4.3242	WASTE PAPER BASED FOLDING BOXBOARD	.	.	.	.	.	.
4.325	OTHER WRAPPING AND PACKAGING N.E.S.	.	.	.	.	.	.
4.3251	OTHER WRAPPING PAPER	.	.	.	.	.	.
4.3252	OTHER PACKAGING PAPERBOARD	.	.	.	.	.	.
4.33	OTHER PAPER AND PAPERBOARD N.E.S. TOTAL	.	.	.	.	.	.
4.331	OTHER PAPER N.E.S.	.	.	.	.	.	.
4.332	OTHER PAPERBOARD N.E.S.	.	.	.	.	.	.

*)

PORTUGAL

	PROCESS	1994 TOTAL CAPA-CITY	1994 OF WHICH MARKET PULP	1995 TOTAL CAPA-CITY	1995 OF WHICH MARKET PULP	1996 TOTAL CAPA-CITY	1996 OF WHICH MARKET PULP	1997 TOTAL CAPA-CITY	1997 OF WHICH MARKET PULP	1998 TOTAL CAPA-CITY	1999 TOTAL CAPA-CITY
		1000 METRIC TONS (AIR DRY) PER YEAR									
1	WOOD PULP FOR PAPER AND PAPERBOARD	1 635	0	1 635	0	1 635	0	1 635	0	1 635	1 635
1.1	MECHANICAL PULP	0	0	0	0	0	0	0	0	0	0
1.11	MECHANICAL NON-CONIFEROUS PULP	0	0	0	0	0	0	0	0	0	0
1.12	MECHANICAL CONIFEROUS PULP	0	0	0	0	0	0	0	0	0	0
1.2	THERMO-MECHANICAL PULP	0	0	0	0	0	0	0	0	0	0
1.21	THERMO-MECHANICAL NON-CONIFEROUS PULP	0	0	0	0	0	0	0	0	0	0
1.22	THERMO-MECHANICAL CONIFEROUS PULP	0	0	0	0	0	0	0	0	0	0
1.3	SEMI-CHEMICAL PULP	0	0	0	0	0	0	0	0	0	0
1.31	SEMI-CHEMICAL NON-CONIFEROUS PULP	0	0	0	0	0	0	0	0	0	0
1.32	SEMI-CHEMICAL CONIFEROUS PULP	0	0	0	0	0	0	0	0	0	0
1.4	CHEMICAL PULP TOTAL	1 635	0	1 635	0	1 635	0	1 635	0	1 635	1 635
1.41	UNBLEACHED SULPHITE PULP	0	0	0	0	0	0	0	0	0	0
1.411	UNBLEACHED NON-CONIFEROUS SULPHITE PULP	0	0	0	0	0	0	0	0	0	0
1.412	UNBLEACHED CONIFEROUS SULPHITE PULP	0	0	0	0	0	0	0	0	0	0
1.42	BLEACHED SULPHITE PULP	85	0	85	0	85	0	85	0	85	85
1.421	BLEACHED NON-CONIFEROUS SULPHITE PULP	85	0	85	0	85	0	85	0	85	85
1.422	BLEACHED CONIFEROUS SULPHITE PULP	0	0	0	0	0	0	0	0	0	0
1.43	UNBLEACHED SULPHATE PULP	350	0	350	0	350	0	350	0	350	350
1.431	UNBLEACHED NON-CONIFEROUS SULPHATE PULP	50	0	50	0	50	0	50	0	50	50
1.432	UNBLEACHED CONIFEROUS SULPHATE PULP	300	0	300	0	300	0	300	0	300	300
1.44	BLEACHED SULPHATE+SODA PULP	1 200	0	1 200	0	1 200	0	1 200	0	1 200	1 200
1.441	BLEACHED NON-CONIFEROUS SULPHATE+SODA PULP	1 200	0	1 200	0	1 200	0	1 200	0	1 200	1 200
1.442	BLEACHED CONIFEROUS SULPHATE+SODA PULP	0	0	0	0	0	0	0	0	0	0
2	PULP OF OTHER FIBRE FOR PAPER AND BOARD	0	0	0	0	0	0	0	0	0	0
2.1	PULP OF STRAW	0	0	0	0	0	0	0	0	0	0
2.2	PULP OF BAGASSE	0	0	0	0	0	0	0	0	0	0
2.3	PULP OF BAMBOO	0	0	0	0	0	0	0	0	0	0
2.4	PULP OF OTHER FIBRE	0	0	0	0	0	0	0	0	0	0
3	DISSOLVING PULP,WOOD+OTHER RAW MATERIALS	0	0	0	0	0	0	0	0	0	0
3.1	NON-CONIFEROUS DISSOLVING PULP	0	0	0	0	0	0	0	0	0	0
3.2	CONIFEROUS DISSOLVING PULP	0	0	0	0	0	0	0	0	0	0

		1994	1995	1996	1997	1998	1999
		TOTAL CAPACITY IN 1000 METRIC TONS PER YEAR					
4	PAPER AND PAPERBOARD	1 031	1 038	1 068	1 078	1 108	1 108
4.1	NEWSPRINT	0	0	0	0	0	0
4.2	OTHER PRINTING AND WRITING PAPER	450	457	477	487	487	487
4.21	COATED PRINTING AND WRITING PAPER	20	22	27	27	27	27
4.211	COATED WOOD CONTAINING PRINT&WRITING PAPER	0	0	0	0	0	0
4.212	COATED WOODFREE PRINTING & WRITING PAPER	20	22	27	27	27	27
4.22	UNCOATED PRINTING AND WRITING PAPER	430	435	450	460	460	460
4.221	UNCOATED WOOD CONTAINING PRINT&WRIT PAPER	0	0	0	0	0	0
4.222	UNCOATED WOODFREE PRINTING & WRIT PAPER	430	435	450	460	460	460
4.3	OTHER PAPER AND PAPERBOARD	581	581	591	591	621	621
4.31	HOUSEHOLD AND SANITARY PAPER	85	85	85	85	85	85
4.32	WRAPPING AND PACKAGING PAPER AND BOARD	480	480	490	490	520	520
4.321	LINERBOARD	265	265	265	265	295	295
4.3211	KRAFT LINER	220	220	220	220	250	250
4.32111	UNBLEACHED KRAFT LINER	220	220	220	220	250	250
4.32112	BLEACHED KRAFT LINER	0	0	0	0	0	0
4.3212	OTHER LINERBOARD	45	45	45	45	45	45
4.322	FLUTING MEDIUM	100	100	110	110	110	110
4.3221	SEMI-CHEMICAL FLUTING MEDIUM	0	0	0	0	0	0
4.3222	OTHER FLUTING MEDIUM	100	100	110	110	110	110
4.323	KRAFT WRAPPING AND PACKAGING	60	60	60	60	60	60
4.3231	SACK KRAFT	30	30	30	30	30	30
4.3232	OTHER KRAFT WRAPPING AND PACKAGING	30	30	30	30	30	30
4.324	FOLDING BOXBOARD	45	45	45	45	45	45
4.3241	PULP BASED FOLDING BOXBOARD	0	0	0	0	0	0
4.32411	BLEACHED CHEMICAL PULP FOLDING BOXBOARD	0	0	0	0	0	0
4.32412	OTHER PULP BASED FOLDING BOXBOARD	0	0	0	0	0	0
4.3242	WASTE PAPER BASED FOLDING BOXBOARD	45	45	45	45	45	45
4.325	OTHER WRAPPING AND PACKAGING N.E.S.	10	10	10	10	10	10
4.3251	OTHER WRAPPING PAPER	5	5	5	5	5	5
4.3252	OTHER PACKAGING PAPERBOARD	5	5	5	5	5	5
4.33	OTHER PAPER AND PAPERBOARD N.E.S. TOTAL	16	16	16	16	16	16
4.331	OTHER PAPER N.E.S.	6	6	6	6	6	6
4.332	OTHER PAPERBOARD N.E.S.	10	10	10	10	10	10

ROMANIA

	PROCESS	1994 TOTAL CAPA-CITY	1994 OF WHICH MARKET PULP	1995 TOTAL CAPA-CITY	1995 OF WHICH MARKET PULP	1996 TOTAL CAPA-CITY	1996 OF WHICH MARKET PULP	1997 TOTAL CAPA-CITY	1997 OF WHICH MARKET PULP	1998 TOTAL CAPA-CITY	1999 TOTAL CAPA-CITY
		1000 METRIC TONS (AIR DRY) PER YEAR									
1	WOOD PULP FOR PAPER AND PAPERBOARD	840	245	840	245	840	245	840	245	840	840
1.1	MECHANICAL PULP	119	0	119	0	119	0	119	0	119	119
1.11	MECHANICAL NON-CONIFEROUS PULP	15	0	15	0	15	0	15	0	15	15
1.12	MECHANICAL CONIFEROUS PULP	104	0	104	0	104	0	104	0	104	104
1.2	THERMO-MECHANICAL PULP	0	0	0	0	0	0	0	0	0	0
1.21	THERMO-MECHANICAL NON-CONIFEROUS PULP	0	0	0	0	0	0	0	0	0	0
1.22	THERMO-MECHANICAL CONIFEROUS PULP	0	0	0	0	0	0	0	0	0	0
1.3	SEMI-CHEMICAL PULP	55	0	55	0	55	0	55	0	55	55
1.31	SEMI-CHEMICAL NON-CONIFEROUS PULP	55	0	55	0	55	0	55	0	55	55
1.32	SEMI-CHEMICAL CONIFEROUS PULP	0	0	0	0	0	0	0	0	0	0
1.4	CHEMICAL PULP TOTAL	666	245	666	245	666	245	666	245	666	666
1.41	UNBLEACHED SULPHITE PULP	73	10	73	10	73	10	73	10	73	73
1.411	UNBLEACHED NON-CONIFEROUS SULPHITE PULP	0	0	0	0	0	0	0	0	0	0
1.412	UNBLEACHED CONIFEROUS SULPHITE PULP	73	10	73	10	73	10	73	10	73	73
1.42	BLEACHED SULPHITE PULP	35	5	35	5	35	5	35	5	35	35
1.421	BLEACHED NON-CONIFEROUS SULPHITE PULP	0	0	0	0	0	0	0	0	0	0
1.422	BLEACHED CONIFEROUS SULPHITE PULP	35	5	35	5	35	5	35	5	35	35
1.43	UNBLEACHED SULPHATE PULP	275	55	275	55	275	55	275	55	275	275
1.431	UNBLEACHED NON-CONIFEROUS SULPHATE PULP	30	0	30	0	30	0	30	0	30	30
1.432	UNBLEACHED CONIFEROUS SULPHATE PULP	245	55	245	55	245	55	245	55	245	245
1.44	BLEACHED SULPHATE+SODA PULP	283	175	283	175	283	175	283	175	283	283
1.441	BLEACHED NON-CONIFEROUS SULPHATE+SODA PULP	150	80	150	80	150	80	150	80	150	150
1.442	BLEACHED CONIFEROUS SULPHATE+SODA PULP	133	95	133	95	133	95	133	95	133	133
2	PULP OF OTHER FIBRE FOR PAPER AND BOARD	47	14	47	14	47	14	47	14	47	47
2.1	PULP OF STRAW	44	14	44	14	44	14	44	14	44	44
2.2	PULP OF BAGASSE	0	0	0	0	0	0	0	0	0	0
2.3	PULP OF BAMBOO	3	0	3	0	3	0	3	0	3	3
2.4	PULP OF OTHER FIBRE	0	0	0	0	0	0	0	0	0	0
3	DISSOLVING PULP,WOOD+OTHER RAW MATERIALS	265	265	265	265	265	265	265	265	265	265
3.1	NON-CONIFEROUS DISSOLVING PULP	221	221	221	221	221	221	221	221	221	221
3.2	CONIFEROUS DISSOLVING PULP	44	44	44	44	44	44	44	44	44	44

		1994	1995	1996	1997	1998	1999
		TOTAL CAPACITY IN 1000 METRIC TONS PER YEAR					
4	PAPER AND PAPERBOARD	990	997	1 010	1 010	1 010	1 010
4.1	NEWSPRINT	80	87	100	100	100	100
4.2	OTHER PRINTING AND WRITING PAPER	235	235	235	235	235	235
4.21	COATED PRINTING AND WRITING PAPER	22	22	22	22	22	22
4.211	COATED WOOD CONTAINING PRINT&WRITING PAPER	0	0	0	0	0	0
4.212	COATED WOODFREE PRINTING & WRITING PAPER	22	22	22	22	22	22
4.22	UNCOATED PRINTING AND WRITING PAPER	213	213	213	213	213	213
4.221	UNCOATED WOOD CONTAINING PRINT&WRIT PAPER	23	23	23	23	23	23
4.222	UNCOATED WOODFREE PRINTING & WRIT PAPER	190	190	190	190	190	190
4.3	OTHER PAPER AND PAPERBOARD	675	675	675	675	675	675
4.31	HOUSEHOLD AND SANITARY PAPER	59	59	59	59	59	59
4.32	WRAPPING AND PACKAGING PAPER AND BOARD	599	599	599	599	599	599
4.321	LINERBOARD	140	140	140	140	140	140
4.3211	KRAFT LINER	60	60	60	60	60	60
4.32111	UNBLEACHED KRAFT LINER	60	60	60	60	60	60
4.32112	BLEACHED KRAFT LINER	0	0	0	0	0	0
4.3212	OTHER LINERBOARD	80	80	80	80	80	80
4.322	FLUTING MEDIUM	75	75	75	75	75	75
4.3221	SEMI-CHEMICAL FLUTING MEDIUM	40	40	40	40	40	40
4.3222	OTHER FLUTING MEDIUM	35	35	35	35	35	35
4.323	KRAFT WRAPPING AND PACKAGING	159	159	159	159	159	159
4.3231	SACK KRAFT	70	70	70	70	70	70
4.3232	OTHER KRAFT WRAPPING AND PACKAGING	89	89	89	89	89	89
4.324	FOLDING BOXBOARD	135	135	135	135	135	135
4.3241	PULP BASED FOLDING BOXBOARD	8	8	8	8	8	8
4.32411	BLEACHED CHEMICAL PULP FOLDING BOXBOARD	8	8	8	8	8	8
4.32412	OTHER PULP BASED FOLDING BOXBOARD	0	0	0	0	0	0
4.3242	WASTE PAPER BASED FOLDING BOXBOARD	127	127	127	127	127	127
4.325	OTHER WRAPPING AND PACKAGING N.E.S.	90	90	90	90	90	90
4.3251	OTHER WRAPPING PAPER	75	75	75	75	75	75
4.3252	OTHER PACKAGING PAPERBOARD	15	15	15	15	15	15
4.33	OTHER PAPER AND PAPERBOARD N.E.S. TOTAL	17	17	17	17	17	17
4.331	OTHER PAPER N.E.S.	5	5	5	5	5	5
4.332	OTHER PAPERBOARD N.E.S.	12	12	12	12	12	12

SINGAPORE

	PROCESS	1994 TOTAL CAPA-CITY	1994 OF WHICH MARKET PULP	1995 TOTAL CAPA-CITY	1995 OF WHICH MARKET PULP	1996 TOTAL CAPA-CITY	1996 OF WHICH MARKET PULP	1997 TOTAL CAPA-CITY	1997 OF WHICH MARKET PULP	1998 TOTAL CAPA-CITY	1999 TOTAL CAPA-CITY
		1000 METRIC TONS (AIR DRY) PER YEAR									
1	WOOD PULP FOR PAPER AND PAPERBOARD	0	0	0	0	0	0	0	0	0	0
1.1	MECHANICAL PULP	0	0	0	0	0	0	0	0	0	0
1.11	MECHANICAL NON-CONIFEROUS PULP	0	0	0	0	0	0	0	0	0	0
1.12	MECHANICAL CONIFEROUS PULP	0	0	0	0	0	0	0	0	0	0
1.2	THERMO-MECHANICAL PULP	0	0	0	0	0	0	0	0	0	0
1.21	THERMO-MECHANICAL NON-CONIFEROUS PULP	0	0	0	0	0	0	0	0	0	0
1.22	THERMO-MECHANICAL CONIFEROUS PULP	0	0	0	0	0	0	0	0	0	0
1.3	SEMI-CHEMICAL PULP	0	0	0	0	0	0	0	0	0	0
1.31	SEMI-CHEMICAL NON-CONIFEROUS PULP	0	0	0	0	0	0	0	0	0	0
1.32	SEMI-CHEMICAL CONIFEROUS PULP	0	0	0	0	0	0	0	0	0	0
1.4	CHEMICAL PULP TOTAL	0	0	0	0	0	0	0	0	0	0
1.41	UNBLEACHED SULPHITE PULP	0	0	0	0	0	0	0	0	0	0
1.411	UNBLEACHED NON-CONIFEROUS SULPHITE PULP	0	0	0	0	0	0	0	0	0	0
1.412	UNBLEACHED CONIFEROUS SULPHITE PULP	0	0	0	0	0	0	0	0	0	0
1.42	BLEACHED SULPHITE PULP	0	0	0	0	0	0	0	0	0	0
1.421	BLEACHED NON-CONIFEROUS SULPHITE PULP	0	0	0	0	0	0	0	0	0	0
1.422	BLEACHED CONIFEROUS SULPHITE PULP	0	0	0	0	0	0	0	0	0	0
1.43	UNBLEACHED SULPHATE PULP	0	0	0	0	0	0	0	0	0	0
1.431	UNBLEACHED NON-CONIFEROUS SULPHATE PULP	0	0	0	0	0	0	0	0	0	0
1.432	UNBLEACHED CONIFEROUS SULPHATE PULP	0	0	0	0	0	0	0	0	0	0
1.44	BLEACHED SULPHATE+SODA PULP	0	0	0	0	0	0	0	0	0	0
1.441	BLEACHED NON-CONIFEROUS SULPHATE+SODA PULP	0	0	0	0	0	0	0	0	0	0
1.442	BLEACHED CONIFEROUS SULPHATE+SODA PULP	0	0	0	0	0	0	0	0	0	0
2	PULP OF OTHER FIBRE FOR PAPER AND BOARD	0	0	0	0	0	0	0	0	0	0
2.1	PULP OF STRAW	0	0	0	0	0	0	0	0	0	0
2.2	PULP OF BAGASSE	0	0	0	0	0	0	0	0	0	0
2.3	PULP OF BAMBOO	0	0	0	0	0	0	0	0	0	0
2.4	PULP OF OTHER FIBRE	0	0	0	0	0	0	0	0	0	0
3	DISSOLVING PULP,WOOD+OTHER RAW MATERIALS	0	0	0	0	0	0	0	0	0	0
3.1	NON-CONIFEROUS DISSOLVING PULP	0	0	0	0	0	0	0	0	0	0
3.2	CONIFEROUS DISSOLVING PULP	0	0	0	0	0	0	0	0	0	0

		1994	1995	1996	1997	1998	1999
		TOTAL CAPACITY IN 1000 METRIC TONS PER YEAR					
4	PAPER AND PAPERBOARD	47	47	47	47	47	47
4.1	NEWSPRINT	0	0	0	0	0	0
4.2	OTHER PRINTING AND WRITING PAPER	0	0	0	0	0	0
4.21	COATED PRINTING AND WRITING PAPER	0	0	0	0	0	0
4.211	COATED WOOD CONTAINING PRINT&WRITING PAPER	0	0	0	0	0	0
4.212	COATED WOODFREE PRINTING & WRITING PAPER	0	0	0	0	0	0
4.22	UNCOATED PRINTING AND WRITING PAPER	0	0	0	0	0	0
4.221	UNCOATED WOOD CONTAINING PRINT&WRIT PAPER	0	0	0	0	0	0
4.222	UNCOATED WOODFREE PRINTING & WRIT PAPER	0	0	0	0	0	0
4.3	OTHER PAPER AND PAPERBOARD	47	47	47	47	47	47
4.31	HOUSEHOLD AND SANITARY PAPER	5	5	5	5	5	5
4.32	WRAPPING AND PACKAGING PAPER AND BOARD	42	42	42	42	42	42
4.321	LINERBOARD	3	3	3	3	3	3
4.3211	KRAFT LINER	0	0	0	0	0	0
4.32111	UNBLEACHED KRAFT LINER	0	0	0	0	0	0
4.32112	BLEACHED KRAFT LINER	0	0	0	0	0	0
4.3212	OTHER LINERBOARD	3	3	3	3	3	3
4.322	FLUTING MEDIUM	21	21	21	21	21	21
4.3221	SEMI-CHEMICAL FLUTING MEDIUM	0	0	0	0	0	0
4.3222	OTHER FLUTING MEDIUM	21	21	21	21	21	21
4.323	KRAFT WRAPPING AND PACKAGING	0	0	0	0	0	0
4.3231	SACK KRAFT	0	0	0	0	0	0
4.3232	OTHER KRAFT WRAPPING AND PACKAGING	0	0	0	0	0	0
4.324	FOLDING BOXBOARD	18	18	18	18	18	18
4.3241	PULP BASED FOLDING BOXBOARD	0	0	0	0	0	0
4.32411	BLEACHED CHEMICAL PULP FOLDING BOXBOARD	0	0	0	0	0	0
4.32412	OTHER PULP BASED FOLDING BOXBOARD	0	0	0	0	0	0
4.3242	WASTE PAPER BASED FOLDING BOXBOARD	18	18	18	18	18	18
4.325	OTHER WRAPPING AND PACKAGING N.E.S.	0	0	0	0	0	0
4.3251	OTHER WRAPPING PAPER	0	0	0	0	0	0
4.3252	OTHER PACKAGING PAPERBOARD	0	0	0	0	0	0
4.33	OTHER PAPER AND PAPERBOARD N.E.S. TOTAL	0	0	0	0	0	0
4.331	OTHER PAPER N.E.S.	0	0	0	0	0	0
4.332	OTHER PAPERBOARD N.E.S.	0	0	0	0	0	0

*)

SOUTH AFRICA

	PROCESS	1994 TOTAL CAPA-CITY	1994 OF WHICH MARKET PULP	1995 TOTAL CAPA-CITY	1995 OF WHICH MARKET PULP	1996 TOTAL CAPA-CITY	1996 OF WHICH MARKET PULP	1997 TOTAL CAPA-CITY	1997 OF WHICH MARKET PULP	1998 TOTAL CAPA-CITY	1999 TOTAL CAPA-CITY
		1000 METRIC TONS (AIR DRY) PER YEAR									
1	WOOD PULP FOR PAPER AND PAPERBOARD	1 450	390	1 450	390	1 450	390	1 450	390	1 450	1 450
1.1	MECHANICAL PULP	220	0	220	0	220	0	220	0	220	220
1.11	MECHANICAL NON-CONIFEROUS PULP	0	0	0	0	0	0	0	0	0	0
1.12	MECHANICAL CONIFEROUS PULP	220	0	220	0	220	0	220	0	220	220
1.2	THERMO-MECHANICAL PULP	150	0	150	0	150	0	150	0	150	150
1.21	THERMO-MECHANICAL NON-CONIFEROUS PULP	0	0	0	0	0	0	0	0	0	0
1.22	THERMO-MECHANICAL CONIFEROUS PULP	150	0	150	0	150	0	150	0	150	150
1.3	SEMI-CHEMICAL PULP	164	0	164	0	164	0	164	0	164	164
1.31	SEMI-CHEMICAL NON-CONIFEROUS PULP	162	0	162	0	162	0	162	0	162	162
1.32	SEMI-CHEMICAL CONIFEROUS PULP	2	0	2	0	2	0	2	0	2	2
1.4	CHEMICAL PULP TOTAL	916	390	916	390	916	390	916	390	916	916
1.41	UNBLEACHED SULPHITE PULP	0	0	0	0	0	0	0	0	0	0
1.411	UNBLEACHED NON-CONIFEROUS SULPHITE PULP	0	0	0	0	0	0	0	0	0	0
1.412	UNBLEACHED CONIFEROUS SULPHITE PULP	0	0	0	0	0	0	0	0	0	0
1.42	BLEACHED SULPHITE PULP	0	0	0	0	0	0	0	0	0	0
1.421	BLEACHED NON-CONIFEROUS SULPHITE PULP	0	0	0	0	0	0	0	0	0	0
1.422	BLEACHED CONIFEROUS SULPHITE PULP	0	0	0	0	0	0	0	0	0	0
1.43	UNBLEACHED SULPHATE PULP	409	52	409	52	409	52	409	52	409	409
1.431	UNBLEACHED NON-CONIFEROUS SULPHATE PULP	50	0	50	0	50	0	50	0	50	50
1.432	UNBLEACHED CONIFEROUS SULPHATE PULP	359	52	359	52	359	52	359	52	359	359
1.44	BLEACHED SULPHATE+SODA PULP	507	338	507	338	507	338	507	338	507	507
1.441	BLEACHED NON-CONIFEROUS SULPHATE+SODA PULP	326	212	326	212	326	212	326	212	326	326
1.442	BLEACHED CONIFEROUS SULPHATE+SODA PULP	181	126	181	126	181	126	181	126	181	181
2	PULP OF OTHER FIBRE FOR PAPER AND BOARD	99	0	99	0	99	0	99	0	99	99
2.1	PULP OF STRAW	0	0	0	0	0	0	0	0	0	0
2.2	PULP OF BAGASSE	99	0	99	0	99	0	99	0	99	99
2.3	PULP OF BAMBOO	0	0	0	0	0	0	0	0	0	0
2.4	PULP OF OTHER FIBRE	0	0	0	0	0	0	0	0	0	0
3	DISSOLVING PULP,WOOD+OTHER RAW MATERIALS	420	420	420	420	420	420	420	420	420	420
3.1	NON-CONIFEROUS DISSOLVING PULP	420	420	420	420	420	420	420	420	420	420
3.2	CONIFEROUS DISSOLVING PULP	0	0	0	0	0	0	0	0	0	0

		1994	1995	1996	1997	1998	1999
		TOTAL CAPACITY IN 1000 METRIC TONS PER YEAR					
4	PAPER AND PAPERBOARD	1 871	1 871	1 871	1 871	1 871	1 871
4.1	NEWSPRINT	440	440	440	440	440	440
4.2	OTHER PRINTING AND WRITING PAPER	301	301	301	301	301	301
4.21	COATED PRINTING AND WRITING PAPER	46	46	46	46	46	46
4.211	COATED WOOD CONTAINING PRINT&WRITING PAPER	0	0	0	0	0	0
4.212	COATED WOODFREE PRINTING & WRITING PAPER	46	46	46	46	46	46
4.22	UNCOATED PRINTING AND WRITING PAPER	255	255	255	255	255	255
4.221	UNCOATED WOOD CONTAINING PRINT&WRIT PAPER	55	55	55	55	55	55
4.222	UNCOATED WOODFREE PRINTING & WRIT PAPER	200	200	200	200	200	200
4.3	OTHER PAPER AND PAPERBOARD	1 130	1 130	1 130	1 130	1 130	1 130
4.31	HOUSEHOLD AND SANITARY PAPER	107	107	107	107	107	107
4.32	WRAPPING AND PACKAGING PAPER AND BOARD	987	987	987	987	987	987
4.321	LINERBOARD	465	465	465	465	465	465
4.3211	KRAFT LINER	369	369	369	369	369	369
4.32111	UNBLEACHED KRAFT LINER	339	339	339	339	339	339
4.32112	BLEACHED KRAFT LINER	30	30	30	30	30	30
4.3212	OTHER LINERBOARD	96	96	96	96	96	96
4.322	FLUTING MEDIUM	235	235	235	235	235	235
4.3221	SEMI-CHEMICAL FLUTING MEDIUM	144	144	144	144	144	144
4.3222	OTHER FLUTING MEDIUM	91	91	91	91	91	91
4.323	KRAFT WRAPPING AND PACKAGING	107	107	107	107	107	107
4.3231	SACK KRAFT	83	83	83	83	83	83
4.3232	OTHER KRAFT WRAPPING AND PACKAGING	24	24	24	24	24	24
4.324	FOLDING BOXBOARD	172	172	172	172	172	172
4.3241	PULP BASED FOLDING BOXBOARD	0	0	0	0	0	0
4.32411	BLEACHED CHEMICAL PULP FOLDING BOXBOARD	0	0	0	0	0	0
4.32412	OTHER PULP BASED FOLDING BOXBOARD	0	0	0	0	0	0
4.3242	WASTE PAPER BASED FOLDING BOXBOARD	172	172	172	172	172	172
4.325	OTHER WRAPPING AND PACKAGING N.E.S.	8	8	8	8	8	8
4.3251	OTHER WRAPPING PAPER	8	8	8	8	8	8
4.3252	OTHER PACKAGING PAPERBOARD	0	0	0	0	0	0
4.33	OTHER PAPER AND PAPERBOARD N.E.S. TOTAL	36	36	36	36	36	36
4.331	OTHER PAPER N.E.S.	4	4	4	4	4	4
4.332	OTHER PAPERBOARD N.E.S.	32	32	32	32	32	32

*)

SPAIN

	PROCESS	1994 TOTAL CAPA-CITY	1994 OF WHICH MARKET PULP	1995 TOTAL CAPA-CITY	1995 OF WHICH MARKET PULP	1996 TOTAL CAPA-CITY	1996 OF WHICH MARKET PULP	1997 TOTAL CAPA-CITY	1997 OF WHICH MARKET PULP	1998 TOTAL CAPA-CITY	1999 TOTAL CAPA-CITY
		1000 METRIC TONS (AIR DRY) PER YEAR									
1	WOOD PULP FOR PAPER AND PAPERBOARD	1 644	1 003	1 738	1 011	1 753	1 019	1 767	1 019	1 782	1 797
1.1	MECHANICAL PULP	157	45	158	46	160	46	161	46	163	165
1.11	MECHANICAL NON-CONIFEROUS PULP	.	.	.	.	.	.	.	.	.	.
1.12	MECHANICAL CONIFEROUS PULP	.	.	.	.	.	.	.	.	.	.
1.2	THERMO-MECHANICAL PULP	0	0	0	0	0	0	0	0	0	0
1.21	THERMO-MECHANICAL NON-CONIFEROUS PULP	0	0	0	0	0	0	0	0	0	0
1.22	THERMO-MECHANICAL CONIFEROUS PULP	0	0	0	0	0	0	0	0	0	0
1.3	SEMI-CHEMICAL PULP	0	0	0	0	0	0	0	0	0	0
1.31	SEMI-CHEMICAL NON-CONIFEROUS PULP	0	0	0	0	0	0	0	0	0	0
1.32	SEMI-CHEMICAL CONIFEROUS PULP	0	0	0	0	0	0	0	0	0	0
1.4	CHEMICAL PULP TOTAL	1 487	958	1 580	965	1 593	973	1 606	973	1 619	1 632
1.41	UNBLEACHED SULPHITE PULP	0	0	0	0	0	0	0	0	0	0
1.411	UNBLEACHED NON-CONIFEROUS SULPHITE PULP	0	0	0	0	0	0	0	0	0	0
1.412	UNBLEACHED CONIFEROUS SULPHITE PULP	0	0	0	0	0	0	0	0	0	0
1.42	BLEACHED SULPHITE PULP	0	0	0	0	0	0	0	0	0	0
1.421	BLEACHED NON-CONIFEROUS SULPHITE PULP	0	0	0	0	0	0	0	0	0	0
1.422	BLEACHED CONIFEROUS SULPHITE PULP	0	0	0	0	0	0	0	0	0	0
1.43	UNBLEACHED SULPHATE PULP	227	0	230	0	232	0	234	0	236	238
1.431	UNBLEACHED NON-CONIFEROUS SULPHATE PULP	0	0	0	0	0	0	0	0	0	0
1.432	UNBLEACHED CONIFEROUS SULPHATE PULP	227	0	230	0	232	0	234	0	236	238
1.44	BLEACHED SULPHATE+SODA PULP	1 260	958	1 350	965	1 361	973	1 372	973	1 383	1 394
1.441	BLEACHED NON-CONIFEROUS SULPHATE+SODA PULP	1 260	958	1 350	965	1 361	973	1 372	973	1 383	1 394
1.442	BLEACHED CONIFEROUS SULPHATE+SODA PULP	0	0	0	0	0	0	0	0	0	0
2	PULP OF OTHER FIBRE FOR PAPER AND BOARD	140	15	140	15	140	15	141	15	141	141
2.1	PULP OF STRAW	125	0	125	0	125	0	125	0	125	125
2.2	PULP OF BAGASSE	0	0	0	0	0	0	0	0	0	0
2.3	PULP OF BAMBOO	0	0	0	0	0	0	0	0	0	0
2.4	PULP OF OTHER FIBRE	15	15	15	15	15	15	16	15	16	16
3	DISSOLVING PULP,WOOD+OTHER RAW MATERIALS	60	30	60	30	60	30	60	30	60	60
3.1	NON-CONIFEROUS DISSOLVING PULP	60	30	60	30	60	30	60	30	60	60
3.2	CONIFEROUS DISSOLVING PULP	0	0	0	0	0	0	0	0	0	0

		1994	1995	1996	1997	1998	1999
		TOTAL CAPACITY IN 1000 METRIC TONS PER YEAR					
4	PAPER AND PAPERBOARD	4 044	4 152	4 338	4 622	4 704	4 788
4.1	NEWSPRINT	165	165	165	165	165	165
4.2	OTHER PRINTING AND WRITING PAPER	984	1 016	1 052	1 064	1 085	1 107
4.21	COATED PRINTING AND WRITING PAPER	468	509	553	574	595	617
4.211	COATED WOOD CONTAINING PRINT&WRITING PAPER	0	0	0	0	0	0
4.212	COATED WOODFREE PRINTING & WRITING PAPER	468	509	553	574	595	617
4.22	UNCOATED PRINTING AND WRITING PAPER	516	507	499	490	490	490
4.221	UNCOATED WOOD CONTAINING PRINT&WRIT PAPER	0	0	0	0	0	0
4.222	UNCOATED WOODFREE PRINTING & WRIT PAPER	516	507	499	490	490	490
4.3	OTHER PAPER AND PAPERBOARD	2 895	2 971	3 121	3 393	3 454	3 516
4.31	HOUSEHOLD AND SANITARY PAPER	357	364	411	430	438	447
4.32	WRAPPING AND PACKAGING PAPER AND BOARD	2 234	2 300	2 400	2 650	2 700	2 750
4.321	LINERBOARD	866	884	922	1 020	1 030	1 048
4.3211	KRAFT LINER	70	72	73	75	76	78
4.32111	UNBLEACHED KRAFT LINER	.	.	.	.	.	.
4.32112	BLEACHED KRAFT LINER	.	.	.	.	.	.
4.3212	OTHER LINERBOARD	796	812	849	945	954	970
4.322	FLUTING MEDIUM	612	648	697	836	863	881
4.3221	SEMI-CHEMICAL FLUTING MEDIUM	0	0	0	0	0	0
4.3222	OTHER FLUTING MEDIUM	612	648	697	836	863	881
4.323	KRAFT WRAPPING AND PACKAGING	246	248	250	253	255	258
4.3231	SACK KRAFT	181	183	184	186	188	190
4.3232	OTHER KRAFT WRAPPING AND PACKAGING	65	65	66	67	67	68
4.324	FOLDING BOXBOARD	510	520	531	541	552	563
4.3241	PULP BASED FOLDING BOXBOARD	.	.	.	.	.	.
4.32411	BLEACHED CHEMICAL PULP FOLDING BOXBOARD	.	.	.	.	.	.
4.32412	OTHER PULP BASED FOLDING BOXBOARD	.	.	.	.	.	.
4.3242	WASTE PAPER BASED FOLDING BOXBOARD	.	.	.	.	.	.
4.325	OTHER WRAPPING AND PACKAGING N.E.S.	.	.	.	.	.	.
4.3251	OTHER WRAPPING PAPER	.	.	.	.	.	.
4.3252	OTHER PACKAGING PAPERBOARD	.	.	.	.	.	.
4.33	OTHER PAPER AND PAPERBOARD N.E.S. TOTAL	304	307	310	313	316	319
4.331	OTHER PAPER N.E.S.	190	192	194	196	198	200
4.332	OTHER PAPERBOARD N.E.S.	114	115	116	117	118	119

SRI LANKA

	PROCESS	1994 TOTAL CAPA-CITY	1994 OF WHICH MARKET PULP	1995 TOTAL CAPA-CITY	1995 OF WHICH MARKET PULP	1996 TOTAL CAPA-CITY	1996 OF WHICH MARKET PULP	1997 TOTAL CAPA-CITY	1997 OF WHICH MARKET PULP	1998 TOTAL CAPA-CITY	1999 TOTAL CAPA-CITY
		1000 METRIC TONS (AIR DRY) PER YEAR									
1	WOOD PULP FOR PAPER AND PAPERBOARD	5	0	5	0	5	0	6	0	6	6
1.1	MECHANICAL PULP	0	0	0	0	0	0	0	0	0	0
1.11	MECHANICAL NON-CONIFEROUS PULP	0	0	0	0	0	0	0	0	0	0
1.12	MECHANICAL CONIFEROUS PULP	0	0	0	0	0	0	0	0	0	0
1.2	THERMO-MECHANICAL PULP	0	0	0	0	0	0	0	0	0	0
1.21	THERMO-MECHANICAL NON-CONIFEROUS PULP	0	0	0	0	0	0	0	0	0	0
1.22	THERMO-MECHANICAL CONIFEROUS PULP	0	0	0	0	0	0	0	0	0	0
1.3	SEMI-CHEMICAL PULP	0	0	0	0	0	0	0	0	0	0
1.31	SEMI-CHEMICAL NON-CONIFEROUS PULP	0	0	0	0	0	0	0	0	0	0
1.32	SEMI-CHEMICAL CONIFEROUS PULP	0	0	0	0	0	0	0	0	0	0
1.4	CHEMICAL PULP TOTAL	5	0	5	0	5	0	6	0	6	6
1.41	UNBLEACHED SULPHITE PULP	0	0	0	0	0	0	0	0	0	0
1.411	UNBLEACHED NON-CONIFEROUS SULPHITE PULP	0	0	0	0	0	0	0	0	0	0
1.412	UNBLEACHED CONIFEROUS SULPHITE PULP	0	0	0	0	0	0	0	0	0	0
1.42	BLEACHED SULPHITE PULP	0	0	0	0	0	0	0	0	0	0
1.421	BLEACHED NON-CONIFEROUS SULPHITE PULP	0	0	0	0	0	0	0	0	0	0
1.422	BLEACHED CONIFEROUS SULPHITE PULP	0	0	0	0	0	0	0	0	0	0
1.43	UNBLEACHED SULPHATE PULP	0	0	0	0	0	0	0	0	0	0
1.431	UNBLEACHED NON-CONIFEROUS SULPHATE PULP	0	0	0	0	0	0	0	0	0	0
1.432	UNBLEACHED CONIFEROUS SULPHATE PULP	0	0	0	0	0	0	0	0	0	0
1.44	BLEACHED SULPHATE+SODA PULP	5	0	5	0	5	0	6	0	6	6
1.441	BLEACHED NON-CONIFEROUS SULPHATE+SODA PULP	0	0	0	0	0	0	0	0	0	0
1.442	BLEACHED CONIFEROUS SULPHATE+SODA PULP	5	0	5	0	5	0	6	0	6	6
2	PULP OF OTHER FIBRE FOR PAPER AND BOARD	9	0	9	0	9	0	9	0	9	9
2.1	PULP OF STRAW	9	0	9	0	9	0	9	0	9	9
2.2	PULP OF BAGASSE	0	0	0	0	0	0	0	0	0	0
2.3	PULP OF BAMBOO	0	0	0	0	0	0	0	0	0	0
2.4	PULP OF OTHER FIBRE	0	0	0	0	0	0	0	0	0	0
3	DISSOLVING PULP,WOOD+OTHER RAW MATERIALS	0	0	0	0	0	0	0	0	0	0
3.1	NON-CONIFEROUS DISSOLVING PULP	0	0	0	0	0	0	0	0	0	0
3.2	CONIFEROUS DISSOLVING PULP	0	0	0	0	0	0	0	0	0	0

		1994	1995	1996	1997	1998	1999
		TOTAL CAPACITY IN 1000 METRIC TONS PER YEAR					
4	PAPER AND PAPERBOARD	38	38	38	38	38	38
4.1	NEWSPRINT	0	0	0	0	0	0
4.2	OTHER PRINTING AND WRITING PAPER	26	26	26	26	26	26
4.21	COATED PRINTING AND WRITING PAPER	0	0	0	0	0	0
4.211	COATED WOOD CONTAINING PRINT&WRITING PAPER	0	0	0	0	0	0
4.212	COATED WOODFREE PRINTING & WRITING PAPER	0	0	0	0	0	0
4.22	UNCOATED PRINTING AND WRITING PAPER	26	26	26	26	26	26
4.221	UNCOATED WOOD CONTAINING PRINT&WRIT PAPER	15	15	15	15	15	15
4.222	UNCOATED WOODFREE PRINTING & WRIT PAPER	11	11	11	11	11	11
4.3	OTHER PAPER AND PAPERBOARD	12	12	12	12	12	12
4.31	HOUSEHOLD AND SANITARY PAPER	0	0	0	0	0	0
4.32	WRAPPING AND PACKAGING PAPER AND BOARD	12	12	12	12	12	12
4.321	LINERBOARD	0	0	0	0	0	0
4.3211	KRAFT LINER	0	0	0	0	0	0
4.32111	UNBLEACHED KRAFT LINER	0	0	0	0	0	0
4.32112	BLEACHED KRAFT LINER	0	0	0	0	0	0
4.3212	OTHER LINERBOARD	0	0	0	0	0	0
4.322	FLUTING MEDIUM	7	7	7	7	7	7
4.3221	SEMI-CHEMICAL FLUTING MEDIUM	0	0	0	0	0	0
4.3222	OTHER FLUTING MEDIUM	7	7	7	7	7	7
4.323	KRAFT WRAPPING AND PACKAGING	0	0	0	0	0	0
4.3231	SACK KRAFT	0	0	0	0	0	0
4.3232	OTHER KRAFT WRAPPING AND PACKAGING	0	0	0	0	0	0
4.324	FOLDING BOXBOARD	4	4	4	4	4	4
4.3241	PULP BASED FOLDING BOXBOARD	0	0	0	0	0	0
4.32411	BLEACHED CHEMICAL PULP FOLDING BOXBOARD	0	0	0	0	0	0
4.32412	OTHER PULP BASED FOLDING BOXBOARD	0	0	0	0	0	0
4.3242	WASTE PAPER BASED FOLDING BOXBOARD	4	4	4	4	4	4
4.325	OTHER WRAPPING AND PACKAGING N.E.S.	1	1	1	1	1	1
4.3251	OTHER WRAPPING PAPER	1	1	1	1	1	1
4.3252	OTHER PACKAGING PAPERBOARD	0	0	0	0	0	0
4.33	OTHER PAPER AND PAPERBOARD N.E.S. TOTAL	0	0	0	0	0	0
4.331	OTHER PAPER N.E.S.	0	0	0	0	0	0
4.332	OTHER PAPERBOARD N.E.S.	0	0	0	0	0	0

SUDAN

	PROCESS	1994 TOTAL CAPA-CITY	1994 OF WHICH MARKET PULP	1995 TOTAL CAPA-CITY	1995 OF WHICH MARKET PULP	1996 TOTAL CAPA-CITY	1996 OF WHICH MARKET PULP	1997 TOTAL CAPA-CITY	1997 OF WHICH MARKET PULP	1998 TOTAL CAPA-CITY	1999 TOTAL CAPA-CITY
		1000 METRIC TONS (AIR DRY) PER YEAR									
1	WOOD PULP FOR PAPER AND PAPERBOARD	0	0	0	0	0	0	0	0	0	0
1.1	MECHANICAL PULP	0	0	0	0	0	0	0	0	0	0
1.11	MECHANICAL NON-CONIFEROUS PULP	0	0	0	0	0	0	0	0	0	0
1.12	MECHANICAL CONIFEROUS PULP	0	0	0	0	0	0	0	0	0	0
1.2	THERMO-MECHANICAL PULP	0	0	0	0	0	0	0	0	0	0
1.21	THERMO-MECHANICAL NON-CONIFEROUS PULP	0	0	0	0	0	0	0	0	0	0
1.22	THERMO-MECHANICAL CONIFEROUS PULP	0	0	0	0	0	0	0	0	0	0
1.3	SEMI-CHEMICAL PULP	0	0	0	0	0	0	0	0	0	0
1.31	SEMI-CHEMICAL NON-CONIFEROUS PULP	0	0	0	0	0	0	0	0	0	0
1.32	SEMI-CHEMICAL CONIFEROUS PULP	0	0	0	0	0	0	0	0	0	0
1.4	CHEMICAL PULP TOTAL	0	0	0	0	0	0	0	0	0	0
1.41	UNBLEACHED SULPHITE PULP	0	0	0	0	0	0	0	0	0	0
1.411	UNBLEACHED NON-CONIFEROUS SULPHITE PULP	0	0	0	0	0	0	0	0	0	0
1.412	UNBLEACHED CONIFEROUS SULPHITE PULP	0	0	0	0	0	0	0	0	0	0
1.42	BLEACHED SULPHITE PULP	0	0	0	0	0	0	0	0	0	0
1.421	BLEACHED NON-CONIFEROUS SULPHITE PULP	0	0	0	0	0	0	0	0	0	0
1.422	BLEACHED CONIFEROUS SULPHITE PULP	0	0	0	0	0	0	0	0	0	0
1.43	UNBLEACHED SULPHATE PULP	0	0	0	0	0	0	0	0	0	0
1.431	UNBLEACHED NON-CONIFEROUS SULPHATE PULP	0	0	0	0	0	0	0	0	0	0
1.432	UNBLEACHED CONIFEROUS SULPHATE PULP	0	0	0	0	0	0	0	0	0	0
1.44	BLEACHED SULPHATE+SODA PULP	0	0	0	0	0	0	0	0	0	0
1.441	BLEACHED NON-CONIFEROUS SULPHATE+SODA PULP	0	0	0	0	0	0	0	0	0	0
1.442	BLEACHED CONIFEROUS SULPHATE+SODA PULP	0	0	0	0	0	0	0	0	0	0
2	PULP OF OTHER FIBRE FOR PAPER AND BOARD	0	0	0	0	0	0	0	0	0	0
2.1	PULP OF STRAW	0	0	0	0	0	0	0	0	0	0
2.2	PULP OF BAGASSE	0	0	0	0	0	0	0	0	0	0
2.3	PULP OF BAMBOO	0	0	0	0	0	0	0	0	0	0
2.4	PULP OF OTHER FIBRE	0	0	0	0	0	0	0	0	0	0
3	DISSOLVING PULP,WOOD+OTHER RAW MATERIALS	0	0	0	0	0	0	0	0	0	0
3.1	NON-CONIFEROUS DISSOLVING PULP	0	0	0	0	0	0	0	0	0	0
3.2	CONIFEROUS DISSOLVING PULP	0	0	0	0	0	0	0	0	0	0

		1994	1995	1996	1997	1998	1999
		TOTAL CAPACITY IN 1000 METRIC TONS PER YEAR					
4	PAPER AND PAPERBOARD	6	7	9	9	9	9
4.1	NEWSPRINT	0	0	0	0	0	0
4.2	OTHER PRINTING AND WRITING PAPER	0	0	0	0	0	0
4.21	COATED PRINTING AND WRITING PAPER	0	0	0	0	0	0
4.211	COATED WOOD CONTAINING PRINT&WRITING PAPER	0	0	0	0	0	0
4.212	COATED WOODFREE PRINTING & WRITING PAPER	0	0	0	0	0	0
4.22	UNCOATED PRINTING AND WRITING PAPER	0	0	0	0	0	0
4.221	UNCOATED WOOD CONTAINING PRINT&WRIT PAPER	0	0	0	0	0	0
4.222	UNCOATED WOODFREE PRINTING & WRIT PAPER	0	0	0	0	0	0
4.3	OTHER PAPER AND PAPERBOARD	6	7	9	9	9	9
4.31	HOUSEHOLD AND SANITARY PAPER	0	0	0	0	0	0
4.32	WRAPPING AND PACKAGING PAPER AND BOARD	6	7	9	9	9	9
4.321	LINERBOARD	0	0	0	0	0	0
4.3211	KRAFT LINER	0	0	0	0	0	0
4.32111	UNBLEACHED KRAFT LINER	0	0	0	0	0	0
4.32112	BLEACHED KRAFT LINER	0	0	0	0	0	0
4.3212	OTHER LINERBOARD	0	0	0	0	0	0
4.322	FLUTING MEDIUM	2	3	4	4	4	4
4.3221	SEMI-CHEMICAL FLUTING MEDIUM	2	3	4	4	4	4
4.3222	OTHER FLUTING MEDIUM	0	0	0	0	0	0
4.323	KRAFT WRAPPING AND PACKAGING	0	0	0	0	0	0
4.3231	SACK KRAFT	0	0	0	0	0	0
4.3232	OTHER KRAFT WRAPPING AND PACKAGING	0	0	0	0	0	0
4.324	FOLDING BOXBOARD	4	4	5	5	5	5
4.3241	PULP BASED FOLDING BOXBOARD	2	2	2	2	2	2
4.32411	BLEACHED CHEMICAL PULP FOLDING BOXBOARD	0	0	0	0	0	0
4.32412	OTHER PULP BASED FOLDING BOXBOARD	2	2	2	2	2	2
4.3242	WASTE PAPER BASED FOLDING BOXBOARD	2	2	3	3	3	3
4.325	OTHER WRAPPING AND PACKAGING N.E.S.	0	0	0	0	0	0
4.3251	OTHER WRAPPING PAPER	0	0	0	0	0	0
4.3252	OTHER PACKAGING PAPERBOARD	0	0	0	0	0	0
4.33	OTHER PAPER AND PAPERBOARD N.E.S. TOTAL	0	0	0	0	0	0
4.331	OTHER PAPER N.E.S.	0	0	0	0	0	0
4.332	OTHER PAPERBOARD N.E.S.	0	0	0	0	0	0

*)

SWAZILAND

	PROCESS	1994 TOTAL CAPA-CITY	1994 OF WHICH MARKET PULP	1995 TOTAL CAPA-CITY	1995 OF WHICH MARKET PULP	1996 TOTAL CAPA-CITY	1996 OF WHICH MARKET PULP	1997 TOTAL CAPA-CITY	1997 OF WHICH MARKET PULP	1998 TOTAL CAPA-CITY	1999 TOTAL CAPA-CITY
		1000 METRIC TONS (AIR DRY) PER YEAR									
1	WOOD PULP FOR PAPER AND PAPERBOARD	185	185	199	199	216	199	216	199	216	216
1.1	MECHANICAL PULP	0	0	0	0	0	0	0	0	0	0
1.11	MECHANICAL NON-CONIFEROUS PULP	0	0	0	0	0	0	0	0	0	0
1.12	MECHANICAL CONIFEROUS PULP	0	0	0	0	0	0	0	0	0	0
1.2	THERMO-MECHANICAL PULP	0	0	0	0	0	0	0	0	0	0
1.21	THERMO-MECHANICAL NON-CONIFEROUS PULP	0	0	0	0	0	0	0	0	0	0
1.22	THERMO-MECHANICAL CONIFEROUS PULP	0	0	0	0	0	0	0	0	0	0
1.3	SEMI-CHEMICAL PULP	0	0	0	0	0	0	0	0	0	0
1.31	SEMI-CHEMICAL NON-CONIFEROUS PULP	0	0	0	0	0	0	0	0	0	0
1.32	SEMI-CHEMICAL CONIFEROUS PULP	0	0	0	0	0	0	0	0	0	0
1.4	CHEMICAL PULP TOTAL	185	185	199	199	216	199	216	199	216	216
1.41	UNBLEACHED SULPHITE PULP	0	0	0	0	0	0	0	0	0	0
1.411	UNBLEACHED NON-CONIFEROUS SULPHITE PULP	0	0	0	0	0	0	0	0	0	0
1.412	UNBLEACHED CONIFEROUS SULPHITE PULP	0	0	0	0	0	0	0	0	0	0
1.42	BLEACHED SULPHITE PULP	0	0	0	0	0	0	0	0	0	0
1.421	BLEACHED NON-CONIFEROUS SULPHITE PULP	0	0	0	0	0	0	0	0	0	0
1.422	BLEACHED CONIFEROUS SULPHITE PULP	0	0	0	0	0	0	0	0	0	0
1.43	UNBLEACHED SULPHATE PULP	185	185	199	199	216	199	216	199	216	216
1.431	UNBLEACHED NON-CONIFEROUS SULPHATE PULP	0	0	0	0	0	0	0	0	0	0
1.432	UNBLEACHED CONIFEROUS SULPHATE PULP	185	185	199	199	216	199	216	199	216	216
1.44	BLEACHED SULPHATE+SODA PULP	0	0	0	0	0	0	0	0	0	0
1.441	BLEACHED NON-CONIFEROUS SULPHATE+SODA PULP	0	0	0	0	0	0	0	0	0	0
1.442	BLEACHED CONIFEROUS SULPHATE+SODA PULP	0	0	0	0	0	0	0	0	0	0
2	PULP OF OTHER FIBRE FOR PAPER AND BOARD	0	0	0	0	0	0	0	0	0	0
2.1	PULP OF STRAW	0	0	0	0	0	0	0	0	0	0
2.2	PULP OF BAGASSE	0	0	0	0	0	0	0	0	0	0
2.3	PULP OF BAMBOO	0	0	0	0	0	0	0	0	0	0
2.4	PULP OF OTHER FIBRE	0	0	0	0	0	0	0	0	0	0
3	DISSOLVING PULP,WOOD+OTHER RAW MATERIALS	0	0	0	0	0	0	0	0	0	0
3.1	NON-CONIFEROUS DISSOLVING PULP	0	0	0	0	0	0	0	0	0	0
3.2	CONIFEROUS DISSOLVING PULP	0	0	0	0	0	0	0	0	0	0

		1994	1995	1996	1997	1998	1999
		TOTAL CAPACITY IN 1000 METRIC TONS PER YEAR					
4	PAPER AND PAPERBOARD	0	0	0	0	0	0
4.1	NEWSPRINT	0	0	0	0	0	0
4.2	OTHER PRINTING AND WRITING PAPER	0	0	0	0	0	0
4.21	COATED PRINTING AND WRITING PAPER	0	0	0	0	0	0
4.211	COATED WOOD CONTAINING PRINT&WRITING PAPER	0	0	0	0	0	0
4.212	COATED WOODFREE PRINTING & WRITING PAPER	0	0	0	0	0	0
4.22	UNCOATED PRINTING AND WRITING PAPER	0	0	0	0	0	0
4.221	UNCOATED WOOD CONTAINING PRINT&WRIT PAPER	0	0	0	0	0	0
4.222	UNCOATED WOODFREE PRINTING & WRIT PAPER	0	0	0	0	0	0
4.3	OTHER PAPER AND PAPERBOARD	0	0	0	0	0	0
4.31	HOUSEHOLD AND SANITARY PAPER	0	0	0	0	0	0
4.32	WRAPPING AND PACKAGING PAPER AND BOARD	0	0	0	0	0	0
4.321	LINERBOARD	0	0	0	0	0	0
4.3211	KRAFT LINER	0	0	0	0	0	0
4.32111	UNBLEACHED KRAFT LINER	0	0	0	0	0	0
4.32112	BLEACHED KRAFT LINER	0	0	0	0	0	0
4.3212	OTHER LINERBOARD	0	0	0	0	0	0
4.322	FLUTING MEDIUM	0	0	0	0	0	0
4.3221	SEMI-CHEMICAL FLUTING MEDIUM	0	0	0	0	0	0
4.3222	OTHER FLUTING MEDIUM	0	0	0	0	0	0
4.323	KRAFT WRAPPING AND PACKAGING	0	0	0	0	0	0
4.3231	SACK KRAFT	0	0	0	0	0	0
4.3232	OTHER KRAFT WRAPPING AND PACKAGING	0	0	0	0	0	0
4.324	FOLDING BOXBOARD	0	0	0	0	0	0
4.3241	PULP BASED FOLDING BOXBOARD	0	0	0	0	0	0
4.32411	BLEACHED CHEMICAL PULP FOLDING BOXBOARD	0	0	0	0	0	0
4.32412	OTHER PULP BASED FOLDING BOXBOARD	0	0	0	0	0	0
4.3242	WASTE PAPER BASED FOLDING BOXBOARD	0	0	0	0	0	0
4.325	OTHER WRAPPING AND PACKAGING N.E.S.	0	0	0	0	0	0
4.3251	OTHER WRAPPING PAPER	0	0	0	0	0	0
4.3252	OTHER PACKAGING PAPERBOARD	0	0	0	0	0	0
4.33	OTHER PAPER AND PAPERBOARD N.E.S. TOTAL	0	0	0	0	0	0
4.331	OTHER PAPER N.E.S.	0	0	0	0	0	0
4.332	OTHER PAPERBOARD N.E.S.	0	0	0	0	0	0

*)

SWEDEN

	PROCESS	1994 TOTAL CAPA-CITY	1994 OF WHICH MARKET PULP	1995 TOTAL CAPA-CITY	1995 OF WHICH MARKET PULP	1996 TOTAL CAPA-CITY	1996 OF WHICH MARKET PULP	1997 TOTAL CAPA-CITY	1997 OF WHICH MARKET PULP	1998 TOTAL CAPA-CITY	1999 TOTAL CAPA-CITY
		1000 METRIC TONS (AIR DRY) PER YEAR									
1	WOOD PULP FOR PAPER AND PAPERBOARD	10 449	3 616	10 513	3 584	10 900	3 765	11 261	3 859	11 551	11 702
1.1	MECHANICAL PULP	479	142	521	142	499	142	490	147	427	431
1.11	MECHANICAL NON-CONIFEROUS PULP	.	.	.	.	.	.	.	.	.	.
1.12	MECHANICAL CONIFEROUS PULP	.	.	.	.	.	.	.	.	.	.
1.2	THERMO-MECHANICAL PULP	2 432	276	2 385	278	2 533	310	2 682	255	2 819	2 856
1.21	THERMO-MECHANICAL NON-CONIFEROUS PULP	.	.	.	.	.	.	.	.	.	.
1.22	THERMO-MECHANICAL CONIFEROUS PULP	.	.	.	.	.	.	.	.	.	.
1.3	SEMI-CHEMICAL PULP	272	0	275	0	277	0	277	0	277	277
1.31	SEMI-CHEMICAL NON-CONIFEROUS PULP	.	.	.	.	.	.	.	.	.	.
1.32	SEMI-CHEMICAL CONIFEROUS PULP	.	.	.	.	.	.	.	.	.	.
1.4	CHEMICAL PULP TOTAL	7 266	3 198	7 332	3 164	7 591	3 313	7 812	3 457	8 028	8 138
1.41	UNBLEACHED SULPHITE PULP	0	0	0	0	0	0	0	0	0	0
1.411	UNBLEACHED NON-CONIFEROUS SULPHITE PULP	0	0	0	0	0	0	0	0	0	0
1.412	UNBLEACHED CONIFEROUS SULPHITE PULP	0	0	0	0	0	0	0	0	0	0
1.42	BLEACHED SULPHITE PULP	742	359	744	359	762	334	762	320	797	812
1.421	BLEACHED NON-CONIFEROUS SULPHITE PULP	.	.	.	.	.	.	.	.	.	.
1.422	BLEACHED CONIFEROUS SULPHITE PULP	.	.	.	.	.	.	.	.	.	.
1.43	UNBLEACHED SULPHATE PULP	2 115	117	2 117	123	2 048	121	2 035	137	2 085	2 070
1.431	UNBLEACHED NON-CONIFEROUS SULPHATE PULP	0	0	0	0	0	0	0	0	0	0
1.432	UNBLEACHED CONIFEROUS SULPHATE PULP	2 115	117	2 117	123	2 048	121	2 035	137	2 085	2 070
1.44	BLEACHED SULPHATE+SODA PULP	4 409	2 722	4 471	2 682	4 781	2 858	5 015	3 000	5 146	5 256
1.441	BLEACHED NON-CONIFEROUS SULPHATE+SODA PULP	1 199	471	1 210	457	1 283	486	1 304	475	1 310	1 340
1.442	BLEACHED CONIFEROUS SULPHATE+SODA PULP	3 210	2 251	3 261	2 225	3 498	2 372	3 711	2 525	3 836	3 916
2	PULP OF OTHER FIBRE FOR PAPER AND BOARD	0	0	0	0	0	0	0	0	0	0
2.1	PULP OF STRAW	0	0	0	0	0	0	0	0	0	0
2.2	PULP OF BAGASSE	0	0	0	0	0	0	0	0	0	0
2.3	PULP OF BAMBOO	0	0	0	0	0	0	0	0	0	0
2.4	PULP OF OTHER FIBRE	0	0	0	0	0	0	0	0	0	0
3	DISSOLVING PULP,WOOD+OTHER RAW MATERIALS	0	0	0	0	0	0	0	0	0	0
3.1	NON-CONIFEROUS DISSOLVING PULP	0	0	0	0	0	0	0	0	0	0
3.2	CONIFEROUS DISSOLVING PULP	0	0	0	0	0	0	0	0	0	0

		1994	1995	1996	1997	1998	1999
		TOTAL CAPACITY IN 1000 METRIC TONS PER YEAR					
4	PAPER AND PAPERBOARD	9 556	9 737	10 202	10 703	10 952	11 129
4.1	NEWSPRINT	2 362	2 334	2 365	2 535	2 545	2 545
4.2	OTHER PRINTING AND WRITING PAPER	2 259	2 393	2 720	2 865	2 923	2 980
4.21	COATED PRINTING AND WRITING PAPER	838	882	1 104	1 216	1 279	1 356
4.211	COATED WOOD CONTAINING PRINT&WRITING PAPER	.	.	.	.	.	.
4.212	COATED WOODFREE PRINTING & WRITING PAPER	.	.	.	.	.	.
4.22	UNCOATED PRINTING AND WRITING PAPER	1 421	1 511	1 616	1 649	1 644	1 624
4.221	UNCOATED WOOD CONTAINING PRINT&WRIT PAPER	.	.	.	.	.	.
4.222	UNCOATED WOODFREE PRINTING & WRIT PAPER	.	.	.	.	.	.
4.3	OTHER PAPER AND PAPERBOARD	4 935	5 010	5 117	5 303	5 484	5 604
4.31	HOUSEHOLD AND SANITARY PAPER	308	312	324	322	325	329
4.32	WRAPPING AND PACKAGING PAPER AND BOARD	4 462	4 531	4 620	4 800	4 960	5 071
4.321	LINERBOARD	1 621	1 637	1 663	1 779	1 824	1 824
4.3211	KRAFT LINER	1 528	1 542	1 563	1 679	1 714	1 704
4.32111	UNBLEACHED KRAFT LINER	1 039	1 015	990	1 006	1 011	981
4.32112	BLEACHED KRAFT LINER	489	527	573	673	703	723
4.3212	OTHER LINERBOARD	93	95	100	100	110	120
4.322	FLUTING MEDIUM	345	350	361	380	385	385
4.3221	SEMI-CHEMICAL FLUTING MEDIUM	.	.	.	.	.	.
4.3222	OTHER FLUTING MEDIUM	.	.	.	.	.	.
4.323	KRAFT WRAPPING AND PACKAGING	1 044	1 063	1 013	974	999	1 009
4.3231	SACK KRAFT	723	723	678	618	631	641
4.3232	OTHER KRAFT WRAPPING AND PACKAGING	321	340	335	356	368	368
4.324	FOLDING BOXBOARD	1 452	1 481	1 583	1 667	1 752	1 853
4.3241	PULP BASED FOLDING BOXBOARD	.	.	.	.	.	.
4.32411	BLEACHED CHEMICAL PULP FOLDING BOXBOARD	.	.	.	.	.	.
4.32412	OTHER PULP BASED FOLDING BOXBOARD	.	.	.	.	.	.
4.3242	WASTE PAPER BASED FOLDING BOXBOARD	.	.	.	.	.	.
4.325	OTHER WRAPPING AND PACKAGING N.E.S.	.	.	.	.	.	.
4.3251	OTHER WRAPPING PAPER	.	.	.	.	.	.
4.3252	OTHER PACKAGING PAPERBOARD	.	.	.	.	.	.
4.33	OTHER PAPER AND PAPERBOARD N.E.S. TOTAL	165	167	173	181	199	204
4.331	OTHER PAPER N.E.S.	60	57	59	60	60	60
4.332	OTHER PAPERBOARD N.E.S.	105	110	114	121	139	144

SWITZERLAND

	PROCESS	1994 TOTAL CAPA-CITY	1994 OF WHICH MARKET PULP	1995 TOTAL CAPA-CITY	1995 OF WHICH MARKET PULP	1996 TOTAL CAPA-CITY	1996 OF WHICH MARKET PULP	1997 TOTAL CAPA-CITY	1997 OF WHICH MARKET PULP	1998 TOTAL CAPA-CITY	1999 TOTAL CAPA-CITY
		1000 METRIC TONS (AIR DRY) PER YEAR									
1	WOOD PULP FOR PAPER AND PAPERBOARD	360	165	360	165	360	165	360	165	360	360
1.1	MECHANICAL PULP	220	25	220	25	220	25	220	25	220	220
1.11	MECHANICAL NON-CONIFEROUS PULP	.	.	.	.	.	.	.	.	.	.
1.12	MECHANICAL CONIFEROUS PULP	.	.	.	.	.	.	.	.	.	.
1.2	THERMO-MECHANICAL PULP	0	0	0	0	0	0	0	0	0	0
1.21	THERMO-MECHANICAL NON-CONIFEROUS PULP	0	0	0	0	0	0	0	0	0	0
1.22	THERMO-MECHANICAL CONIFEROUS PULP	0	0	0	0	0	0	0	0	0	0
1.3	SEMI-CHEMICAL PULP	0	0	0	0	0	0	0	0	0	0
1.31	SEMI-CHEMICAL NON-CONIFEROUS PULP	0	0	0	0	0	0	0	0	0	0
1.32	SEMI-CHEMICAL CONIFEROUS PULP	0	0	0	0	0	0	0	0	0	0
1.4	CHEMICAL PULP TOTAL	140	140	140	140	140	140	140	140	140	140
1.41	UNBLEACHED SULPHITE PULP	.	.	.	.	.	.	.	.	.	.
1.411	UNBLEACHED NON-CONIFEROUS SULPHITE PULP	.	.	.	.	.	.	.	.	.	.
1.412	UNBLEACHED CONIFEROUS SULPHITE PULP	.	.	.	.	.	.	.	.	.	.
1.42	BLEACHED SULPHITE PULP	.	.	.	.	.	.	.	.	.	.
1.421	BLEACHED NON-CONIFEROUS SULPHITE PULP	.	.	.	.	.	.	.	.	.	.
1.422	BLEACHED CONIFEROUS SULPHITE PULP	.	.	.	.	.	.	.	.	.	.
1.43	UNBLEACHED SULPHATE PULP	.	.	.	.	.	.	.	.	.	.
1.431	UNBLEACHED NON-CONIFEROUS SULPHATE PULP	.	.	.	.	.	.	.	.	.	.
1.432	UNBLEACHED CONIFEROUS SULPHATE PULP	.	.	.	.	.	.	.	.	.	.
1.44	BLEACHED SULPHATE+SODA PULP	.	.	.	.	.	.	.	.	.	.
1.441	BLEACHED NON-CONIFEROUS SULPHATE+SODA PULP	.	.	.	.	.	.	.	.	.	.
1.442	BLEACHED CONIFEROUS SULPHATE+SODA PULP	.	.	.	.	.	.	.	.	.	.
2	PULP OF OTHER FIBRE FOR PAPER AND BOARD	0	0	0	0	0	0	0	0	0	0
2.1	PULP OF STRAW	0	0	0	0	0	0	0	0	0	0
2.2	PULP OF BAGASSE	0	0	0	0	0	0	0	0	0	0
2.3	PULP OF BAMBOO	0	0	0	0	0	0	0	0	0	0
2.4	PULP OF OTHER FIBRE	0	0	0	0	0	0	0	0	0	0
3	DISSOLVING PULP,WOOD+OTHER RAW MATERIALS	0	0	0	0	0	0	0	0	0	0
3.1	NON-CONIFEROUS DISSOLVING PULP	0	0	0	0	0	0	0	0	0	0
3.2	CONIFEROUS DISSOLVING PULP	0	0	0	0	0	0	0	0	0	0

		1994	1995	1996	1997	1998	1999
		TOTAL CAPACITY IN 1000 METRIC TONS PER YEAR					
4	PAPER AND PAPERBOARD	1 428	1 428	1 428	1 428	1 428	1 428
4.1	NEWSPRINT	245	245	245	245	245	245
4.2	OTHER PRINTING AND WRITING PAPER	509	509	509	509	509	509
4.21	COATED PRINTING AND WRITING PAPER	.	.	.	.	.	.
4.211	COATED WOOD CONTAINING PRINT&WRITING PAPER	.	.	.	.	.	.
4.212	COATED WOODFREE PRINTING & WRITING PAPER	.	.	.	.	.	.
4.22	UNCOATED PRINTING AND WRITING PAPER	.	.	.	.	.	.
4.221	UNCOATED WOOD CONTAINING PRINT&WRIT PAPER	.	.	.	.	.	.
4.222	UNCOATED WOODFREE PRINTING & WRIT PAPER	.	.	.	.	.	.
4.3	OTHER PAPER AND PAPERBOARD	674	674	674	674	674	674
4.31	HOUSEHOLD AND SANITARY PAPER	129	129	129	129	129	129
4.32	WRAPPING AND PACKAGING PAPER AND BOARD	349	349	349	349	349	349
4.321	LINERBOARD	.	.	.	.	.	.
4.3211	KRAFT LINER	.	.	.	.	.	.
4.32111	UNBLEACHED KRAFT LINER	.	.	.	.	.	.
4.32112	BLEACHED KRAFT LINER	.	.	.	.	.	.
4.3212	OTHER LINERBOARD	.	.	.	.	.	.
4.322	FLUTING MEDIUM	0	0	0	0	0	0
4.3221	SEMI-CHEMICAL FLUTING MEDIUM	0	0	0	0	0	0
4.3222	OTHER FLUTING MEDIUM	0	0	0	0	0	0
4.323	KRAFT WRAPPING AND PACKAGING	349	349	349	349	349	349
4.3231	SACK KRAFT	0	0	0	0	0	0
4.3232	OTHER KRAFT WRAPPING AND PACKAGING	349	349	349	349	349	349
4.324	FOLDING BOXBOARD	.	.	.	.	.	.
4.3241	PULP BASED FOLDING BOXBOARD	.	.	.	.	.	.
4.32411	BLEACHED CHEMICAL PULP FOLDING BOXBOARD	.	.	.	.	.	.
4.32412	OTHER PULP BASED FOLDING BOXBOARD	.	.	.	.	.	.
4.3242	WASTE PAPER BASED FOLDING BOXBOARD	.	.	.	.	.	.
4.325	OTHER WRAPPING AND PACKAGING N.E.S.	0	0	0	0	0	0
4.3251	OTHER WRAPPING PAPER	0	0	0	0	0	0
4.3252	OTHER PACKAGING PAPERBOARD	0	0	0	0	0	0
4.33	OTHER PAPER AND PAPERBOARD N.E.S. TOTAL	196	196	196	196	196	196
4.331	OTHER PAPER N.E.S.	.	.	.	.	.	.
4.332	OTHER PAPERBOARD N.E.S.	.	.	.	.	.	.

SYRIA

	PROCESS	1994 TOTAL CAPA-CITY	1994 OF WHICH MARKET PULP	1995 TOTAL CAPA-CITY	1995 OF WHICH MARKET PULP	1996 TOTAL CAPA-CITY	1996 OF WHICH MARKET PULP	1997 TOTAL CAPA-CITY	1997 OF WHICH MARKET PULP	1998 TOTAL CAPA-CITY	1999 TOTAL CAPA-CITY
		1000 METRIC TONS (AIR DRY) PER YEAR									
1	WOOD PULP FOR PAPER AND PAPERBOARD	0	0	0	0	30	0	30	0	30	30
1.1	MECHANICAL PULP	0	0	0	0	0	0	0	0	0	0
1.11	MECHANICAL NON-CONIFEROUS PULP	0	0	0	0	0	0	0	0	0	0
1.12	MECHANICAL CONIFEROUS PULP	0	0	0	0	0	0	0	0	0	0
1.2	THERMO-MECHANICAL PULP	0	0	0	0	0	0	0	0	0	0
1.21	THERMO-MECHANICAL NON-CONIFEROUS PULP	0	0	0	0	0	0	0	0	0	0
1.22	THERMO-MECHANICAL CONIFEROUS PULP	0	0	0	0	0	0	0	0	0	0
1.3	SEMI-CHEMICAL PULP	0	0	0	0	0	0	0	0	0	0
1.31	SEMI-CHEMICAL NON-CONIFEROUS PULP	0	0	0	0	0	0	0	0	0	0
1.32	SEMI-CHEMICAL CONIFEROUS PULP	0	0	0	0	0	0	0	0	0	0
1.4	CHEMICAL PULP TOTAL	0	0	0	0	30	0	30	0	30	30
1.41	UNBLEACHED SULPHITE PULP	0	0	0	0	0	0	0	0	0	0
1.411	UNBLEACHED NON-CONIFEROUS SULPHITE PULP	0	0	0	0	0	0	0	0	0	0
1.412	UNBLEACHED CONIFEROUS SULPHITE PULP	0	0	0	0	0	0	0	0	0	0
1.42	BLEACHED SULPHITE PULP	0	0	0	0	0	0	0	0	0	0
1.421	BLEACHED NON-CONIFEROUS SULPHITE PULP	0	0	0	0	0	0	0	0	0	0
1.422	BLEACHED CONIFEROUS SULPHITE PULP	0	0	0	0	0	0	0	0	0	0
1.43	UNBLEACHED SULPHATE PULP	0	0	0	0	0	0	0	0	0	0
1.431	UNBLEACHED NON-CONIFEROUS SULPHATE PULP	0	0	0	0	0	0	0	0	0	0
1.432	UNBLEACHED CONIFEROUS SULPHATE PULP	0	0	0	0	0	0	0	0	0	0
1.44	BLEACHED SULPHATE+SODA PULP	0	0	0	0	30	0	30	0	30	30
1.441	BLEACHED NON-CONIFEROUS SULPHATE+SODA PULP	0	0	0	0	0	0	0	0	0	0
1.442	BLEACHED CONIFEROUS SULPHATE+SODA PULP	0	0	0	0	30	0	30	0	30	30
2	PULP OF OTHER FIBRE FOR PAPER AND BOARD	0	0	0	0	0	0	0	0	0	0
2.1	PULP OF STRAW	0	0	0	0	0	0	0	0	0	0
2.2	PULP OF BAGASSE	0	0	0	0	0	0	0	0	0	0
2.3	PULP OF BAMBOO	0	0	0	0	0	0	0	0	0	0
2.4	PULP OF OTHER FIBRE	0	0	0	0	0	0	0	0	0	0
3	DISSOLVING PULP,WOOD+OTHER RAW MATERIALS	0	0	0	0	0	0	0	0	0	0
3.1	NON-CONIFEROUS DISSOLVING PULP	0	0	0	0	0	0	0	0	0	0
3.2	CONIFEROUS DISSOLVING PULP	0	0	0	0	0	0	0	0	0	0

		1994	1995	1996	1997	1998	1999
		TOTAL CAPACITY IN 1000 METRIC TONS PER YEAR					
4	PAPER AND PAPERBOARD	20	25	30	30	30	30
4.1	NEWSPRINT	0	0	0	0	0	0
4.2	OTHER PRINTING AND WRITING PAPER	10	15	30	30	30	30
4.21	COATED PRINTING AND WRITING PAPER	0	0	0	0	0	0
4.211	COATED WOOD CONTAINING PRINT&WRITING PAPER	0	0	0	0	0	0
4.212	COATED WOODFREE PRINTING & WRITING PAPER	0	0	0	0	0	0
4.22	UNCOATED PRINTING AND WRITING PAPER	10	15	30	30	30	30
4.221	UNCOATED WOOD CONTAINING PRINT&WRIT PAPER	0	0	0	0	0	0
4.222	UNCOATED WOODFREE PRINTING & WRIT PAPER	10	15	30	30	30	30
4.3	OTHER PAPER AND PAPERBOARD	10	10	.	.	.	.
4.31	HOUSEHOLD AND SANITARY PAPER	0	0	0	0	0	0
4.32	WRAPPING AND PACKAGING PAPER AND BOARD	9	9	.	.	.	.
4.321	LINERBOARD	6	6	.	.	.	.
4.3211	KRAFT LINER	6	6	.	.	.	.
4.32111	UNBLEACHED KRAFT LINER	6	6	.	.	.	.
4.32112	BLEACHED KRAFT LINER	0	0	0	0	0	0
4.3212	OTHER LINERBOARD	0	0	0	0	0	0
4.322	FLUTING MEDIUM	3	3	.	.	.	.
4.3221	SEMI-CHEMICAL FLUTING MEDIUM	0	0	0	0	0	0
4.3222	OTHER FLUTING MEDIUM	3	3	.	.	.	.
4.323	KRAFT WRAPPING AND PACKAGING	0	0	0	0	0	0
4.3231	SACK KRAFT	0	0	0	0	0	0
4.3232	OTHER KRAFT WRAPPING AND PACKAGING	0	0	0	0	0	0
4.324	FOLDING BOXBOARD	0	0	0	0	0	0
4.3241	PULP BASED FOLDING BOXBOARD	0	0	0	0	0	0
4.32411	BLEACHED CHEMICAL PULP FOLDING BOXBOARD	0	0	0	0	0	0
4.32412	OTHER PULP BASED FOLDING BOXBOARD	0	0	0	0	0	0
4.3242	WASTE PAPER BASED FOLDING BOXBOARD	0	0	0	0	0	0
4.325	OTHER WRAPPING AND PACKAGING N.E.S.	0	0	0	0	0	0
4.3251	OTHER WRAPPING PAPER	0	0	0	0	0	0
4.3252	OTHER PACKAGING PAPERBOARD	0	0	0	0	0	0
4.33	OTHER PAPER AND PAPERBOARD N.E.S. TOTAL	1	1	.	.	.	.
4.331	OTHER PAPER N.E.S.	0	0	0	0	0	0
4.332	OTHER PAPERBOARD N.E.S.	1	1	.	.	.	.

*)

TANZANIA

	PROCESS	1994 TOTAL CAPA-CITY	1994 OF WHICH MARKET PULP	1995 TOTAL CAPA-CITY	1995 OF WHICH MARKET PULP	1996 TOTAL CAPA-CITY	1996 OF WHICH MARKET PULP	1997 TOTAL CAPA-CITY	1997 OF WHICH MARKET PULP	1998 TOTAL CAPA-CITY	1999 TOTAL CAPA-CITY
		1000 METRIC TONS (AIR DRY) PER YEAR									
1	WOOD PULP FOR PAPER AND PAPERBOARD	141	0	140	0	140	0	140	0	140	140
1.1	MECHANICAL PULP	20	0	20	0	20	0	20	0	20	20
1.11	MECHANICAL NON-CONIFEROUS PULP	0	0	0	0	0	0	0	0	0	0
1.12	MECHANICAL CONIFEROUS PULP	20	0	20	0	20	0	20	0	20	20
1.2	THERMO-MECHANICAL PULP	0	0	0	0	0	0	0	0	0	0
1.21	THERMO-MECHANICAL NON-CONIFEROUS PULP	0	0	0	0	0	0	0	0	0	0
1.22	THERMO-MECHANICAL CONIFEROUS PULP	0	0	0	0	0	0	0	0	0	0
1.3	SEMI-CHEMICAL PULP	0	0	0	0	0	0	0	0	0	0
1.31	SEMI-CHEMICAL NON-CONIFEROUS PULP	0	0	0	0	0	0	0	0	0	0
1.32	SEMI-CHEMICAL CONIFEROUS PULP	0	0	0	0	0	0	0	0	0	0
1.4	CHEMICAL PULP TOTAL	121	0	120	0	120	0	120	0	120	120
1.41	UNBLEACHED SULPHITE PULP	0	0	0	0	0	0	0	0	0	0
1.411	UNBLEACHED NON-CONIFEROUS SULPHITE PULP	0	0	0	0	0	0	0	0	0	0
1.412	UNBLEACHED CONIFEROUS SULPHITE PULP	0	0	0	0	0	0	0	0	0	0
1.42	BLEACHED SULPHITE PULP	0	0	0	0	0	0	0	0	0	0
1.421	BLEACHED NON-CONIFEROUS SULPHITE PULP	0	0	0	0	0	0	0	0	0	0
1.422	BLEACHED CONIFEROUS SULPHITE PULP	0	0	0	0	0	0	0	0	0	0
1.43	UNBLEACHED SULPHATE PULP	85	0	85	0	85	0	85	0	85	85
1.431	UNBLEACHED NON-CONIFEROUS SULPHATE PULP	0	0	0	0	0	0	0	0	0	0
1.432	UNBLEACHED CONIFEROUS SULPHATE PULP	85	0	85	0	85	0	85	0	85	85
1.44	BLEACHED SULPHATE+SODA PULP	36	0	35	0	35	0	35	0	35	35
1.441	BLEACHED NON-CONIFEROUS SULPHATE+SODA PULP	0	0	0	0	0	0	0	0	0	0
1.442	BLEACHED CONIFEROUS SULPHATE+SODA PULP	36	0	35	0	35	0	35	0	35	35
2	PULP OF OTHER FIBRE FOR PAPER AND BOARD	0	0	0	0	0	0	0	0	0	0
2.1	PULP OF STRAW	0	0	0	0	0	0	0	0	0	0
2.2	PULP OF BAGASSE	0	0	0	0	0	0	0	0	0	0
2.3	PULP OF BAMBOO	0	0	0	0	0	0	0	0	0	0
2.4	PULP OF OTHER FIBRE	0	0	0	0	0	0	0	0	0	0
3	DISSOLVING PULP,WOOD+OTHER RAW MATERIALS	0	0	0	0	0	0	0	0	0	0
3.1	NON-CONIFEROUS DISSOLVING PULP	0	0	0	0	0	0	0	0	0	0
3.2	CONIFEROUS DISSOLVING PULP	0	0	0	0	0	0	0	0	0	0

		1994	1995	1996	1997	1998	1999
		TOTAL CAPACITY IN 1000 METRIC TONS PER YEAR					
4	PAPER AND PAPERBOARD	66	66	66	66	66	66
4.1	NEWSPRINT	20	19	19	19	19	19
4.2	OTHER PRINTING AND WRITING PAPER	11	12	12	12	12	12
4.21	COATED PRINTING AND WRITING PAPER	0	0	0	0	0	0
4.211	COATED WOOD CONTAINING PRINT&WRITING PAPER	0	0	0	0	0	0
4.212	COATED WOODFREE PRINTING & WRITING PAPER	0	0	0	0	0	0
4.22	UNCOATED PRINTING AND WRITING PAPER	11	12	12	12	12	12
4.221	UNCOATED WOOD CONTAINING PRINT&WRIT PAPER	11	12	12	12	12	12
4.222	UNCOATED WOODFREE PRINTING & WRIT PAPER	0	0	0	0	0	0
4.3	OTHER PAPER AND PAPERBOARD	35	35	35	35	35	35
4.31	HOUSEHOLD AND SANITARY PAPER	0	0	0	0	0	0
4.32	WRAPPING AND PACKAGING PAPER AND BOARD	35	35	35	35	35	35
4.321	LINERBOARD	0	0	0	0	0	0
4.3211	KRAFT LINER	0	0	0	0	0	0
4.32111	UNBLEACHED KRAFT LINER	0	0	0	0	0	0
4.32112	BLEACHED KRAFT LINER	0	0	0	0	0	0
4.3212	OTHER LINERBOARD	0	0	0	0	0	0
4.322	FLUTING MEDIUM	0	0	0	0	0	0
4.3221	SEMI-CHEMICAL FLUTING MEDIUM	0	0	0	0	0	0
4.3222	OTHER FLUTING MEDIUM	0	0	0	0	0	0
4.323	KRAFT WRAPPING AND PACKAGING	35	35	35	35	35	35
4.3231	SACK KRAFT	35	35	35	35	35	35
4.3232	OTHER KRAFT WRAPPING AND PACKAGING	0	0	0	0	0	0
4.324	FOLDING BOXBOARD	0	0	0	0	0	0
4.3241	PULP BASED FOLDING BOXBOARD	0	0	0	0	0	0
4.32411	BLEACHED CHEMICAL PULP FOLDING BOXBOARD	0	0	0	0	0	0
4.32412	OTHER PULP BASED FOLDING BOXBOARD	0	0	0	0	0	0
4.3242	WASTE PAPER BASED FOLDING BOXBOARD	0	0	0	0	0	0
4.325	OTHER WRAPPING AND PACKAGING N.E.S.	0	0	0	0	0	0
4.3251	OTHER WRAPPING PAPER	0	0	0	0	0	0
4.3252	OTHER PACKAGING PAPERBOARD	0	0	0	0	0	0
4.33	OTHER PAPER AND PAPERBOARD N.E.S. TOTAL	0	0	0	0	0	0
4.331	OTHER PAPER N.E.S.	0	0	0	0	0	0
4.332	OTHER PAPERBOARD N.E.S.	0	0	0	0	0	0

*)

THAILAND

	PROCESS	1994 TOTAL CAPA-CITY	1994 OF WHICH MARKET PULP	1995 TOTAL CAPA-CITY	1995 OF WHICH MARKET PULP	1996 TOTAL CAPA-CITY	1996 OF WHICH MARKET PULP	1997 TOTAL CAPA-CITY	1997 OF WHICH MARKET PULP	1998 TOTAL CAPA-CITY	1999 TOTAL CAPA-CITY
		1000 METRIC TONS (AIR DRY) PER YEAR									
1	WOOD PULP FOR PAPER AND PAPERBOARD	104	57	128	80	303	155	303	155	303	303
1.1	MECHANICAL PULP	0	0	0	0	0	0	0	0	0	0
1.11	MECHANICAL NON-CONIFEROUS PULP	0	0	0	0	0	0	0	0	0	0
1.12	MECHANICAL CONIFEROUS PULP	0	0	0	0	0	0	0	0	0	0
1.2	THERMO-MECHANICAL PULP	0	0	0	0	0	0	0	0	0	0
1.21	THERMO-MECHANICAL NON-CONIFEROUS PULP	0	0	0	0	0	0	0	0	0	0
1.22	THERMO-MECHANICAL CONIFEROUS PULP	0	0	0	0	0	0	0	0	0	0
1.3	SEMI-CHEMICAL PULP	0	0	0	0	0	0	0	0	0	0
1.31	SEMI-CHEMICAL NON-CONIFEROUS PULP	0	0	0	0	0	0	0	0	0	0
1.32	SEMI-CHEMICAL CONIFEROUS PULP	0	0	0	0	0	0	0	0	0	0
1.4	CHEMICAL PULP TOTAL	104	57	128	80	303	155	303	155	303	303
1.41	UNBLEACHED SULPHITE PULP	.	.	.	.	.	.	.	.	.	.
1.411	UNBLEACHED NON-CONIFEROUS SULPHITE PULP	.	.	.	.	.	.	.	.	.	.
1.412	UNBLEACHED CONIFEROUS SULPHITE PULP	.	.	.	.	.	.	.	.	.	.
1.42	BLEACHED SULPHITE PULP	.	.	.	.	.	.	.	.	.	.
1.421	BLEACHED NON-CONIFEROUS SULPHITE PULP	.	.	.	.	.	.	.	.	.	.
1.422	BLEACHED CONIFEROUS SULPHITE PULP	.	.	.	.	.	.	.	.	.	.
1.43	UNBLEACHED SULPHATE PULP	.	.	.	.	.	.	.	.	.	.
1.431	UNBLEACHED NON-CONIFEROUS SULPHATE PULP	.	.	.	.	.	.	.	.	.	.
1.432	UNBLEACHED CONIFEROUS SULPHATE PULP	.	.	.	.	.	.	.	.	.	.
1.44	BLEACHED SULPHATE+SODA PULP	.	.	.	.	.	.	.	.	.	.
1.441	BLEACHED NON-CONIFEROUS SULPHATE+SODA PULP	.	.	.	.	.	.	.	.	.	.
1.442	BLEACHED CONIFEROUS SULPHATE+SODA PULP	.	.	.	.	.	.	.	.	.	.
2	PULP OF OTHER FIBRE FOR PAPER AND BOARD	148	85	183	120	183	120	183	120	183	183
2.1	PULP OF STRAW	10	0	10	0	10	0	10	0	10	10
2.2	PULP OF BAGASSE	44	0	44	0	44	0	44	0	44	44
2.3	PULP OF BAMBOO	92	83	127	118	127	118	127	118	127	127
2.4	PULP OF OTHER FIBRE	2	2	2	2	2	2	2	2	2	2
3	DISSOLVING PULP,WOOD+OTHER RAW MATERIALS	0	0	0	0	0	0	0	0	0	0
3.1	NON-CONIFEROUS DISSOLVING PULP	0	0	0	0	0	0	0	0	0	0
3.2	CONIFEROUS DISSOLVING PULP	0	0	0	0	0	0	0	0	0	0

		1994	1995	1996	1997	1998	1999
		TOTAL CAPACITY IN 1000 METRIC TONS PER YEAR					
4	PAPER AND PAPERBOARD	2 109	2 504	2 946	3 318	3 634	3 634
4.1	NEWSPRINT	100	100	100	100	265	265
4.2	OTHER PRINTING AND WRITING PAPER	434	479	574	714	757	757
4.21	COATED PRINTING AND WRITING PAPER	97	142	247	347	370	370
4.211	COATED WOOD CONTAINING PRINT&WRITING PAPER	0	0	0	0	0	0
4.212	COATED WOODFREE PRINTING & WRITING PAPER	97	142	247	347	370	370
4.22	UNCOATED PRINTING AND WRITING PAPER	337	337	327	367	387	387
4.221	UNCOATED WOOD CONTAINING PRINT&WRIT PAPER	0	0	0	0	0	0
4.222	UNCOATED WOODFREE PRINTING & WRIT PAPER	337	337	327	367	387	387
4.3	OTHER PAPER AND PAPERBOARD	1 575	1 925	2 272	2 504	2 612	2 612
4.31	HOUSEHOLD AND SANITARY PAPER	103	103	103	103	103	103
4.32	WRAPPING AND PACKAGING PAPER AND BOARD	1 472	1 822	2 169	2 401	2 509	2 509
4.321	LINERBOARD	1 195	1 545	1 872	2 104	2 212	2 212
4.3211	KRAFT LINER	.	.	.	.	.	.
4.32111	UNBLEACHED KRAFT LINER	.	.	.	.	.	.
4.32112	BLEACHED KRAFT LINER	.	.	.	.	.	.
4.3212	OTHER LINERBOARD	.	.	.	.	.	.
4.322	FLUTING MEDIUM	0	0	0	0	0	0
4.3221	SEMI-CHEMICAL FLUTING MEDIUM	0	0	0	0	0	0
4.3222	OTHER FLUTING MEDIUM	0	0	0	0	0	0
4.323	KRAFT WRAPPING AND PACKAGING	0	0	0	0	0	0
4.3231	SACK KRAFT	0	0	0	0	0	0
4.3232	OTHER KRAFT WRAPPING AND PACKAGING	0	0	0	0	0	0
4.324	FOLDING BOXBOARD	277	277	297	297	297	297
4.3241	PULP BASED FOLDING BOXBOARD	0	0	0	0	0	0
4.32411	BLEACHED CHEMICAL PULP FOLDING BOXBOARD	0	0	0	0	0	0
4.32412	OTHER PULP BASED FOLDING BOXBOARD	0	0	0	0	0	0
4.3242	WASTE PAPER BASED FOLDING BOXBOARD	277	277	297	297	297	297
4.325	OTHER WRAPPING AND PACKAGING N.E.S.	0	0	0	0	0	0
4.3251	OTHER WRAPPING PAPER	0	0	0	0	0	0
4.3252	OTHER PACKAGING PAPERBOARD	0	0	0	0	0	0
4.33	OTHER PAPER AND PAPERBOARD N.E.S. TOTAL	0	0	0	0	0	0
4.331	OTHER PAPER N.E.S.	0	0	0	0	0	0
4.332	OTHER PAPERBOARD N.E.S.	0	0	0	0	0	0

TUNISIA

	PROCESS	1994 TOTAL CAPA-CITY	1994 OF WHICH MARKET PULP	1995 TOTAL CAPA-CITY	1995 OF WHICH MARKET PULP	1996 TOTAL CAPA-CITY	1996 OF WHICH MARKET PULP	1997 TOTAL CAPA-CITY	1997 OF WHICH MARKET PULP	1998 TOTAL CAPA-CITY	1999 TOTAL CAPA-CITY
		1000 METRIC TONS (AIR DRY) PER YEAR									
1	WOOD PULP FOR PAPER AND PAPERBOARD	0	0	0	0	0	0	0	0	0	0
1.1	MECHANICAL PULP	0	0	0	0	0	0	0	0	0	0
1.11	MECHANICAL NON-CONIFEROUS PULP	0	0	0	0	0	0	0	0	0	0
1.12	MECHANICAL CONIFEROUS PULP	0	0	0	0	0	0	0	0	0	0
1.2	THERMO-MECHANICAL PULP	0	0	0	0	0	0	0	0	0	0
1.21	THERMO-MECHANICAL NON-CONIFEROUS PULP	0	0	0	0	0	0	0	0	0	0
1.22	THERMO-MECHANICAL CONIFEROUS PULP	0	0	0	0	0	0	0	0	0	0
1.3	SEMI-CHEMICAL PULP	0	0	0	0	0	0	0	0	0	0
1.31	SEMI-CHEMICAL NON-CONIFEROUS PULP	0	0	0	0	0	0	0	0	0	0
1.32	SEMI-CHEMICAL CONIFEROUS PULP	0	0	0	0	0	0	0	0	0	0
1.4	CHEMICAL PULP TOTAL	0	0	0	0	0	0	0	0	0	0
1.41	UNBLEACHED SULPHITE PULP	0	0	0	0	0	0	0	0	0	0
1.411	UNBLEACHED NON-CONIFEROUS SULPHITE PULP	0	0	0	0	0	0	0	0	0	0
1.412	UNBLEACHED CONIFEROUS SULPHITE PULP	0	0	0	0	0	0	0	0	0	0
1.42	BLEACHED SULPHITE PULP	0	0	0	0	0	0	0	0	0	0
1.421	BLEACHED NON-CONIFEROUS SULPHITE PULP	0	0	0	0	0	0	0	0	0	0
1.422	BLEACHED CONIFEROUS SULPHITE PULP	0	0	0	0	0	0	0	0	0	0
1.43	UNBLEACHED SULPHATE PULP	0	0	0	0	0	0	0	0	0	0
1.431	UNBLEACHED NON-CONIFEROUS SULPHATE PULP	0	0	0	0	0	0	0	0	0	0
1.432	UNBLEACHED CONIFEROUS SULPHATE PULP	0	0	0	0	0	0	0	0	0	0
1.44	BLEACHED SULPHATE+SODA PULP	0	0	0	0	0	0	0	0	0	0
1.441	BLEACHED NON-CONIFEROUS SULPHATE+SODA PULP	0	0	0	0	0	0	0	0	0	0
1.442	BLEACHED CONIFEROUS SULPHATE+SODA PULP	0	0	0	0	0	0	0	0	0	0
2	PULP OF OTHER FIBRE FOR PAPER AND BOARD	18	12	18	12	18	12	18	12	18	18
2.1	PULP OF STRAW	0	0	0	0	0	0	0	0	0	0
2.2	PULP OF BAGASSE	0	0	0	0	0	0	0	0	0	0
2.3	PULP OF BAMBOO	0	0	0	0	0	0	0	0	0	0
2.4	PULP OF OTHER FIBRE	18	12	18	12	18	12	18	12	18	18
3	DISSOLVING PULP,WOOD+OTHER RAW MATERIALS	0	0	0	0	0	0	0	0	0	0
3.1	NON-CONIFEROUS DISSOLVING PULP	0	0	0	0	0	0	0	0	0	0
3.2	CONIFEROUS DISSOLVING PULP	0	0	0	0	0	0	0	0	0	0

		1994	1995	1996	1997	1998	1999
		TOTAL CAPACITY IN 1000 METRIC TONS PER YEAR					
4	PAPER AND PAPERBOARD	97	97	97	97	97	97
4.1	NEWSPRINT	0	0	0	0	0	0
4.2	OTHER PRINTING AND WRITING PAPER	34	34	34	34	34	34
4.21	COATED PRINTING AND WRITING PAPER	3	3	3	3	3	3
4.211	COATED WOOD CONTAINING PRINT&WRITING PAPER	.	.	.	.	.	.
4.212	COATED WOODFREE PRINTING & WRITING PAPER	.	.	.	.	.	.
4.22	UNCOATED PRINTING AND WRITING PAPER	31	31	31	31	31	31
4.221	UNCOATED WOOD CONTAINING PRINT&WRIT PAPER	0	0	0	0	0	0
4.222	UNCOATED WOODFREE PRINTING & WRIT PAPER	31	31	31	31	31	31
4.3	OTHER PAPER AND PAPERBOARD	63	63	63	63	63	63
4.31	HOUSEHOLD AND SANITARY PAPER	3	3	3	3	3	3
4.32	WRAPPING AND PACKAGING PAPER AND BOARD	60	60	60	60	60	60
4.321	LINERBOARD	18	18	18	18	18	18
4.3211	KRAFT LINER	18	18	18	18	18	18
4.32111	UNBLEACHED KRAFT LINER	0	0	0	0	0	0
4.32112	BLEACHED KRAFT LINER	18	18	18	18	18	18
4.3212	OTHER LINERBOARD	0	0	0	0	0	0
4.322	FLUTING MEDIUM	12	12	12	12	12	12
4.3221	SEMI-CHEMICAL FLUTING MEDIUM	12	12	12	12	12	12
4.3222	OTHER FLUTING MEDIUM	0	0	0	0	0	0
4.323	KRAFT WRAPPING AND PACKAGING	20	20	20	20	20	20
4.3231	SACK KRAFT	18	18	18	18	18	18
4.3232	OTHER KRAFT WRAPPING AND PACKAGING	2	2	2	2	2	2
4.324	FOLDING BOXBOARD	0	0	0	0	0	0
4.3241	PULP BASED FOLDING BOXBOARD	0	0	0	0	0	0
4.32411	BLEACHED CHEMICAL PULP FOLDING BOXBOARD	0	0	0	0	0	0
4.32412	OTHER PULP BASED FOLDING BOXBOARD	0	0	0	0	0	0
4.3242	WASTE PAPER BASED FOLDING BOXBOARD	0	0	0	0	0	0
4.325	OTHER WRAPPING AND PACKAGING N.E.S.	10	10	10	10	10	10
4.3251	OTHER WRAPPING PAPER	8	8	8	8	8	8
4.3252	OTHER PACKAGING PAPERBOARD	2	2	2	2	2	2
4.33	OTHER PAPER AND PAPERBOARD N.E.S. TOTAL	0	0	0	0	0	0
4.331	OTHER PAPER N.E.S.	0	0	0	0	0	0
4.332	OTHER PAPERBOARD N.E.S.	0	0	0	0	0	0

*)

TURKEY

	PROCESS	1994 TOTAL CAPA-CITY	1994 OF WHICH MARKET PULP	1995 TOTAL CAPA-CITY	1995 OF WHICH MARKET PULP	1996 TOTAL CAPA-CITY	1996 OF WHICH MARKET PULP	1997 TOTAL CAPA-CITY	1997 OF WHICH MARKET PULP	1998 TOTAL CAPA-CITY	1999 TOTAL CAPA-CITY
		1000 METRIC TONS (AIR DRY) PER YEAR									
1	WOOD PULP FOR PAPER AND PAPERBOARD	522	0	522	0	522	0	522	0	522	522
1.1	MECHANICAL PULP	176	0	176	0	176	0	176	0	176	176
1.11	MECHANICAL NON-CONIFEROUS PULP	0	0	0	0	0	0	0	0	0	0
1.12	MECHANICAL CONIFEROUS PULP	176	0	176	0	176	0	176	0	176	176
1.2	THERMO-MECHANICAL PULP	80	0	80	0	80	0	80	0	80	80
1.21	THERMO-MECHANICAL NON-CONIFEROUS PULP	0	0	0	0	0	0	0	0	0	0
1.22	THERMO-MECHANICAL CONIFEROUS PULP	80	0	80	0	80	0	80	0	80	80
1.3	SEMI-CHEMICAL PULP	28	0	28	0	28	0	28	0	28	28
1.31	SEMI-CHEMICAL NON-CONIFEROUS PULP	28	0	28	0	28	0	28	0	28	28
1.32	SEMI-CHEMICAL CONIFEROUS PULP	0	0	0	0	0	0	0	0	0	0
1.4	CHEMICAL PULP TOTAL	238	0	238	0	238	0	238	0	238	238
1.41	UNBLEACHED SULPHITE PULP	24	0	24	0	24	0	24	0	24	24
1.411	UNBLEACHED NON-CONIFEROUS SULPHITE PULP	0	0	0	0	0	0	0	0	0	0
1.412	UNBLEACHED CONIFEROUS SULPHITE PULP	24	0	24	0	24	0	24	0	24	24
1.42	BLEACHED SULPHITE PULP	20	0	20	0	20	0	20	0	20	20
1.421	BLEACHED NON-CONIFEROUS SULPHITE PULP	0	0	0	0	0	0	0	0	0	0
1.422	BLEACHED CONIFEROUS SULPHITE PULP	20	0	20	0	20	0	20	0	20	20
1.43	UNBLEACHED SULPHATE PULP	124	0	124	0	124	0	124	0	124	124
1.431	UNBLEACHED NON-CONIFEROUS SULPHATE PULP	0	0	0	0	0	0	0	0	0	0
1.432	UNBLEACHED CONIFEROUS SULPHATE PULP	124	0	124	0	124	0	124	0	124	124
1.44	BLEACHED SULPHATE+SODA PULP	70	0	70	0	70	0	70	0	70	70
1.441	BLEACHED NON-CONIFEROUS SULPHATE+SODA PULP	0	0	0	0	0	0	0	0	0	0
1.442	BLEACHED CONIFEROUS SULPHATE+SODA PULP	70	0	70	0	70	0	70	0	70	70
2	PULP OF OTHER FIBRE FOR PAPER AND BOARD	103	0	103	0	103	0	103	0	103	103
2.1	PULP OF STRAW	77	0	77	0	77	0	77	0	77	77
2.2	PULP OF BAGASSE	0	0	0	0	0	0	0	0	0	0
2.3	PULP OF BAMBOO	0	0	0	0	0	0	0	0	0	0
2.4	PULP OF OTHER FIBRE	26	0	26	0	26	0	26	0	26	26
3	DISSOLVING PULP,WOOD+OTHER RAW MATERIALS	15	0	15	0	15	0	15	0	15	15
3.1	NON-CONIFEROUS DISSOLVING PULP	15	0	15	0	15	0	15	0	15	15
3.2	CONIFEROUS DISSOLVING PULP	0	0	0	0	0	0	0	0	0	0

		1994	1995	1996	1997	1998	1999
		TOTAL CAPACITY IN 1000 METRIC TONS PER YEAR					
4	PAPER AND PAPERBOARD	877	877	877	877	877	877
4.1	NEWSPRINT	233	233	233	233	233	233
4.2	OTHER PRINTING AND WRITING PAPER	104	104	104	104	104	104
4.21	COATED PRINTING AND WRITING PAPER	20	20	20	20	20	20
4.211	COATED WOOD CONTAINING PRINT&WRITING PAPER	0	0	0	0	0	0
4.212	COATED WOODFREE PRINTING & WRITING PAPER	20	20	20	20	20	20
4.22	UNCOATED PRINTING AND WRITING PAPER	84	84	84	84	84	84
4.221	UNCOATED WOOD CONTAINING PRINT&WRIT PAPER	56	56	56	56	56	56
4.222	UNCOATED WOODFREE PRINTING & WRIT PAPER	28	28	28	28	28	28
4.3	OTHER PAPER AND PAPERBOARD	540	540	540	540	540	540
4.31	HOUSEHOLD AND SANITARY PAPER	20	20	20	20	20	20
4.32	WRAPPING AND PACKAGING PAPER AND BOARD	515	515	515	515	515	515
4.321	LINERBOARD	70	70	70	70	70	70
4.3211	KRAFT LINER	64	64	64	64	64	64
4.32111	UNBLEACHED KRAFT LINER	64	64	64	64	64	64
4.32112	BLEACHED KRAFT LINER	0	0	0	0	0	0
4.3212	OTHER LINERBOARD	6	6	6	6	6	6
4.322	FLUTING MEDIUM	121	121	121	121	121	121
4.3221	SEMI-CHEMICAL FLUTING MEDIUM	0	0	0	0	0	0
4.3222	OTHER FLUTING MEDIUM	121	121	121	121	121	121
4.323	KRAFT WRAPPING AND PACKAGING	88	88	88	88	88	88
4.3231	SACK KRAFT	75	75	75	75	75	75
4.3232	OTHER KRAFT WRAPPING AND PACKAGING	13	13	13	13	13	13
4.324	FOLDING BOXBOARD	110	110	110	110	110	110
4.3241	PULP BASED FOLDING BOXBOARD	0	0	0	0	0	0
4.32411	BLEACHED CHEMICAL PULP FOLDING BOXBOARD	0	0	0	0	0	0
4.32412	OTHER PULP BASED FOLDING BOXBOARD	0	0	0	0	0	0
4.3242	WASTE PAPER BASED FOLDING BOXBOARD	110	110	110	110	110	110
4.325	OTHER WRAPPING AND PACKAGING N.E.S.	126	126	126	126	126	126
4.3251	OTHER WRAPPING PAPER	21	21	21	21	21	21
4.3252	OTHER PACKAGING PAPERBOARD	105	105	105	105	105	105
4.33	OTHER PAPER AND PAPERBOARD N.E.S. TOTAL	5	5	5	5	5	5
4.331	OTHER PAPER N.E.S.	5	5	5	5	5	5
4.332	OTHER PAPERBOARD N.E.S.	0	0	0	0	0	0

*)

UGANDA

	PROCESS	1994 TOTAL CAPA-CITY	1994 OF WHICH MARKET PULP	1995 TOTAL CAPA-CITY	1995 OF WHICH MARKET PULP	1996 TOTAL CAPA-CITY	1996 OF WHICH MARKET PULP	1997 TOTAL CAPA-CITY	1997 OF WHICH MARKET PULP	1998 TOTAL CAPA-CITY	1999 TOTAL CAPA-CITY
		1000 METRIC TONS (AIR DRY) PER YEAR									
1	WOOD PULP FOR PAPER AND PAPERBOARD	0	0	0	0	0	0	0	0	0	0
1.1	MECHANICAL PULP	0	0	0	0	0	0	0	0	0	0
1.11	MECHANICAL NON-CONIFEROUS PULP	0	0	0	0	0	0	0	0	0	0
1.12	MECHANICAL CONIFEROUS PULP	0	0	0	0	0	0	0	0	0	0
1.2	THERMO-MECHANICAL PULP	0	0	0	0	0	0	0	0	0	0
1.21	THERMO-MECHANICAL NON-CONIFEROUS PULP	0	0	0	0	0	0	0	0	0	0
1.22	THERMO-MECHANICAL CONIFEROUS PULP	0	0	0	0	0	0	0	0	0	0
1.3	SEMI-CHEMICAL PULP	0	0	0	0	0	0	0	0	0	0
1.31	SEMI-CHEMICAL NON-CONIFEROUS PULP	0	0	0	0	0	0	0	0	0	0
1.32	SEMI-CHEMICAL CONIFEROUS PULP	0	0	0	0	0	0	0	0	0	0
1.4	CHEMICAL PULP TOTAL	0	0	0	0	0	0	0	0	0	0
1.41	UNBLEACHED SULPHITE PULP	0	0	0	0	0	0	0	0	0	0
1.411	UNBLEACHED NON-CONIFEROUS SULPHITE PULP	0	0	0	0	0	0	0	0	0	0
1.412	UNBLEACHED CONIFEROUS SULPHITE PULP	0	0	0	0	0	0	0	0	0	0
1.42	BLEACHED SULPHITE PULP	0	0	0	0	0	0	0	0	0	0
1.421	BLEACHED NON-CONIFEROUS SULPHITE PULP	0	0	0	0	0	0	0	0	0	0
1.422	BLEACHED CONIFEROUS SULPHITE PULP	0	0	0	0	0	0	0	0	0	0
1.43	UNBLEACHED SULPHATE PULP	0	0	0	0	0	0	0	0	0	0
1.431	UNBLEACHED NON-CONIFEROUS SULPHATE PULP	0	0	0	0	0	0	0	0	0	0
1.432	UNBLEACHED CONIFEROUS SULPHATE PULP	0	0	0	0	0	0	0	0	0	0
1.44	BLEACHED SULPHATE+SODA PULP	0	0	0	0	0	0	0	0	0	0
1.441	BLEACHED NON-CONIFEROUS SULPHATE+SODA PULP	0	0	0	0	0	0	0	0	0	0
1.442	BLEACHED CONIFEROUS SULPHATE+SODA PULP	0	0	0	0	0	0	0	0	0	0
2	PULP OF OTHER FIBRE FOR PAPER AND BOARD	0	0	0	0	0	0	0	0	0	0
2.1	PULP OF STRAW	0	0	0	0	0	0	0	0	0	0
2.2	PULP OF BAGASSE	0	0	0	0	0	0	0	0	0	0
2.3	PULP OF BAMBOO	0	0	0	0	0	0	0	0	0	0
2.4	PULP OF OTHER FIBRE	0	0	0	0	0	0	0	0	0	0
3	DISSOLVING PULP,WOOD+OTHER RAW MATERIALS	0	0	0	0	0	0	0	0	0	0
3.1	NON-CONIFEROUS DISSOLVING PULP	0	0	0	0	0	0	0	0	0	0
3.2	CONIFEROUS DISSOLVING PULP	0	0	0	0	0	0	0	0	0	0

		1994	1995	1996	1997	1998	1999
		TOTAL CAPACITY IN 1000 METRIC TONS PER YEAR					
4	PAPER AND PAPERBOARD	7	7	7	7	7	7
4.1	NEWSPRINT	0	0	0	0	0	0
4.2	OTHER PRINTING AND WRITING PAPER	6	6	6	6	6	6
4.21	COATED PRINTING AND WRITING PAPER	0	0	0	0	0	0
4.211	COATED WOOD CONTAINING PRINT&WRITING PAPER	0	0	0	0	0	0
4.212	COATED WOODFREE PRINTING & WRITING PAPER	0	0	0	0	0	0
4.22	UNCOATED PRINTING AND WRITING PAPER	6	6	6	6	6	6
4.221	UNCOATED WOOD CONTAINING PRINT&WRIT PAPER	0	0	0	0	0	0
4.222	UNCOATED WOODFREE PRINTING & WRIT PAPER	6	6	6	6	6	6
4.3	OTHER PAPER AND PAPERBOARD	1	1	1	1	1	1
4.31	HOUSEHOLD AND SANITARY PAPER	0	0	0	0	0	0
4.32	WRAPPING AND PACKAGING PAPER AND BOARD	1	1	1	1	1	1
4.321	LINERBOARD	0	0	0	0	0	0
4.3211	KRAFT LINER	0	0	0	0	0	0
4.32111	UNBLEACHED KRAFT LINER	0	0	0	0	0	0
4.32112	BLEACHED KRAFT LINER	0	0	0	0	0	0
4.3212	OTHER LINERBOARD	0	0	0	0	0	0
4.322	FLUTING MEDIUM	1	1	1	1	1	1
4.3221	SEMI-CHEMICAL FLUTING MEDIUM	0	0	0	0	0	0
4.3222	OTHER FLUTING MEDIUM	1	1	1	1	1	1
4.323	KRAFT WRAPPING AND PACKAGING	0	0	0	0	0	0
4.3231	SACK KRAFT	0	0	0	0	0	0
4.3232	OTHER KRAFT WRAPPING AND PACKAGING	0	0	0	0	0	0
4.324	FOLDING BOXBOARD	0	0	0	0	0	0
4.3241	PULP BASED FOLDING BOXBOARD	0	0	0	0	0	0
4.32411	BLEACHED CHEMICAL PULP FOLDING BOXBOARD	0	0	0	0	0	0
4.32412	OTHER PULP BASED FOLDING BOXBOARD	0	0	0	0	0	0
4.3242	WASTE PAPER BASED FOLDING BOXBOARD	0	0	0	0	0	0
4.325	OTHER WRAPPING AND PACKAGING N.E.S.	0	0	0	0	0	0
4.3251	OTHER WRAPPING PAPER	0	0	0	0	0	0
4.3252	OTHER PACKAGING PAPERBOARD	0	0	0	0	0	0
4.33	OTHER PAPER AND PAPERBOARD N.E.S. TOTAL	0	0	0	0	0	0
4.331	OTHER PAPER N.E.S.	0	0	0	0	0	0
4.332	OTHER PAPERBOARD N.E.S.	0	0	0	0	0	0

*)

UNITED KINGDOM

	PROCESS	1994 TOTAL CAPA-CITY	1994 OF WHICH MARKET PULP	1995 TOTAL CAPA-CITY	1995 OF WHICH MARKET PULP	1996 TOTAL CAPA-CITY	1996 OF WHICH MARKET PULP	1997 TOTAL CAPA-CITY	1997 OF WHICH MARKET PULP	1998 TOTAL CAPA-CITY	1999 TOTAL CAPA-CITY
		1000 METRIC TONS (AIR DRY) PER YEAR									
1	WOOD PULP FOR PAPER AND PAPERBOARD	775	0	780	0	782	0	783	0	783	783
1.1	MECHANICAL PULP	.	.	.	0	.	0	.	0	.	.
1.11	MECHANICAL NON-CONIFEROUS PULP	.	.	.	0	.	0	.	0	.	.
1.12	MECHANICAL CONIFEROUS PULP	.	.	.	0	.	0	.	0	.	.
1.2	THERMO-MECHANICAL PULP	.	.	.	0	.	0	.	0	.	.
1.21	THERMO-MECHANICAL NON-CONIFEROUS PULP	.	.	.	0	.	0	.	0	.	.
1.22	THERMO-MECHANICAL CONIFEROUS PULP	.	.	.	0	.	0	.	0	.	.
1.3	SEMI-CHEMICAL PULP	.	.	.	0	.	0	.	0	.	.
1.31	SEMI-CHEMICAL NON-CONIFEROUS PULP	.	.	.	0	.	0	.	0	.	.
1.32	SEMI-CHEMICAL CONIFEROUS PULP	.	.	.	0	.	0	.	0	.	.
1.4	CHEMICAL PULP TOTAL	.	.	.	0	.	0	.	0	.	.
1.41	UNBLEACHED SULPHITE PULP	.	.	.	0	.	0	.	0	.	.
1.411	UNBLEACHED NON-CONIFEROUS SULPHITE PULP	.	.	.	0	.	0	.	0	.	.
1.412	UNBLEACHED CONIFEROUS SULPHITE PULP	.	.	.	0	.	0	.	0	.	.
1.42	BLEACHED SULPHITE PULP	.	.	.	0	.	0	.	0	.	.
1.421	BLEACHED NON-CONIFEROUS SULPHITE PULP	.	.	.	0	.	0	.	0	.	.
1.422	BLEACHED CONIFEROUS SULPHITE PULP	.	.	.	0	.	0	.	0	.	.
1.43	UNBLEACHED SULPHATE PULP	.	.	.	0	.	0	.	0	.	.
1.431	UNBLEACHED NON-CONIFEROUS SULPHATE PULP	.	.	.	0	.	0	.	0	.	.
1.432	UNBLEACHED CONIFEROUS SULPHATE PULP	.	.	.	0	.	0	.	0	.	.
1.44	BLEACHED SULPHATE+SODA PULP	.	.	.	0	.	0	.	0	.	.
1.441	BLEACHED NON-CONIFEROUS SULPHATE+SODA PULP	.	.	.	0	.	0	.	0	.	.
1.442	BLEACHED CONIFEROUS SULPHATE+SODA PULP	.	.	.	0	.	0	.	0	.	.
2	PULP OF OTHER FIBRE FOR PAPER AND BOARD	0	0	0	0	0	0	0	0	0	0
2.1	PULP OF STRAW	0	0	0	0	0	0	0	0	0	0
2.2	PULP OF BAGASSE	0	0	0	0	0	0	0	0	0	0
2.3	PULP OF BAMBOO	0	0	0	0	0	0	0	0	0	0
2.4	PULP OF OTHER FIBRE	0	0	0	0	0	0	0	0	0	0
3	DISSOLVING PULP,WOOD+OTHER RAW MATERIALS	0	0	0	0	0	0	0	0	0	0
3.1	NON-CONIFEROUS DISSOLVING PULP	0	0	0	0	0	0	0	0	0	0
3.2	CONIFEROUS DISSOLVING PULP	0	0	0	0	0	0	0	0	0	0

		1994	1995	1996	1997	1998	1999
		TOTAL CAPACITY IN 1000 METRIC TONS PER YEAR					
4	PAPER AND PAPERBOARD	5 833	6 176	6 514	6 589	6 589	6 589
4.1	NEWSPRINT	789	886	1 007	1 040	1 040	1 040
4.2	OTHER PRINTING AND WRITING PAPER	1 851	1 911	1 967	1 990	1 990	1 990
4.21	COATED PRINTING AND WRITING PAPER	742	774	803	817	817	817
4.211	COATED WOOD CONTAINING PRINT&WRITING PAPER	175	180	185	187	187	187
4.212	COATED WOODFREE PRINTING & WRITING PAPER	567	594	618	630	630	630
4.22	UNCOATED PRINTING AND WRITING PAPER	1 109	1 137	1 164	1 173	1 173	1 173
4.221	UNCOATED WOOD CONTAINING PRINT&WRIT PAPER	88	95	108	111	111	111
4.222	UNCOATED WOODFREE PRINTING & WRIT PAPER	1 021	1 042	1 056	1 062	1 062	1 062
4.3	OTHER PAPER AND PAPERBOARD	3 193	3 379	3 540	3 559	3 559	3 559
4.31	HOUSEHOLD AND SANITARY PAPER	603	629	659	665	665	665
4.32	WRAPPING AND PACKAGING PAPER AND BOARD	2 316	2 459	2 578	2 588	2 588	2 588
4.321	LINERBOARD	597	658	707	732	732	732
4.3211	KRAFT LINER	0	0	0	0	0	0
4.32111	UNBLEACHED KRAFT LINER	0	0	0	0	0	0
4.32112	BLEACHED KRAFT LINER	0	0	0	0	0	0
4.3212	OTHER LINERBOARD	597	658	707	732	732	732
4.322	FLUTING MEDIUM	839	909	972	953	953	953
4.3221	SEMI-CHEMICAL FLUTING MEDIUM	124	127	129	130	130	130
4.3222	OTHER FLUTING MEDIUM	715	782	843	823	823	823
4.323	KRAFT WRAPPING AND PACKAGING	64	67	68	67	67	67
4.3231	SACK KRAFT	2	2	2	2	2	2
4.3232	OTHER KRAFT WRAPPING AND PACKAGING	62	65	66	65	65	65
4.324	FOLDING BOXBOARD	328	333	334	334	334	334
4.3241	PULP BASED FOLDING BOXBOARD	238	240	240	240	240	240
4.32411	BLEACHED CHEMICAL PULP FOLDING BOXBOARD	0	0	0	0	0	0
4.32412	OTHER PULP BASED FOLDING BOXBOARD	238	240	240	240	240	240
4.3242	WASTE PAPER BASED FOLDING BOXBOARD	90	93	94	94	94	94
4.325	OTHER WRAPPING AND PACKAGING N.E.S.	488	492	497	502	502	502
4.3251	OTHER WRAPPING PAPER	45	45	46	46	46	46
4.3252	OTHER PACKAGING PAPERBOARD	443	447	451	456	456	456
4.33	OTHER PAPER AND PAPERBOARD N.E.S. TOTAL	274	291	303	306	306	306
4.331	OTHER PAPER N.E.S.	138	144	149	151	151	151
4.332	OTHER PAPERBOARD N.E.S.	136	147	154	155	155	155

UNITED STATES

	PROCESS	1994 TOTAL CAPA-CITY	1994 OF WHICH MARKET PULP	1995 TOTAL CAPA-CITY	1995 OF WHICH MARKET PULP	1996 TOTAL CAPA-CITY	1996 OF WHICH MARKET PULP	1997 TOTAL CAPA-CITY	1997 OF WHICH MARKET PULP	1998 TOTAL CAPA-CITY	1999 TOTAL CAPA-CITY
		1000 METRIC TONS (AIR DRY) PER YEAR									
1	WOOD PULP FOR PAPER AND PAPERBOARD	60 620	8 176	60 902	8 140	61 131	8 114	61 102	8 113	61 104	61 104
1.1	MECHANICAL PULP	3 002	0	2 964	0	2 977	0	2 986	0	2 991	2 991
1.11	MECHANICAL NON-CONIFEROUS PULP	150	0	148	0	149	0	149	0	150	150
1.12	MECHANICAL CONIFEROUS PULP	2 852	0	2 816	0	2 828	0	2 837	0	2 841	2 841
1.2	THERMO-MECHANICAL PULP	3 522	0	3 524	0	3 526	0	3 512	0	3 497	3 497
1.21	THERMO-MECHANICAL NON-CONIFEROUS PULP	176	0	176	0	176	0	176	0	175	175
1.22	THERMO-MECHANICAL CONIFEROUS PULP	3 346	0	3 348	0	3 350	0	3 336	0	3 322	3 322
1.3	SEMI-CHEMICAL PULP	3 999	0	3 999	0	3 999	0	3 999	0	3 999	3 999
1.31	SEMI-CHEMICAL NON-CONIFEROUS PULP	3 999	0	3 999	0	3 999	0	3 999	0	3 999	3 999
1.32	SEMI-CHEMICAL CONIFEROUS PULP	0	0	0	0	0	0	0	0	0	0
1.4	CHEMICAL PULP TOTAL	50 097	8 176	50 415	8 140	50 629	8 114	50 605	8 113	50 617	50 617
1.41	UNBLEACHED SULPHITE PULP	0	0	0	0	0	0	0	0	0	0
1.411	UNBLEACHED NON-CONIFEROUS SULPHITE PULP	0	0	0	0	0	0	0	0	0	0
1.412	UNBLEACHED CONIFEROUS SULPHITE PULP	0	0	0	0	0	0	0	0	0	0
1.42	BLEACHED SULPHITE PULP	1 291	194	1 291	194	1 294	194	1 296	194	1 296	1 296
1.421	BLEACHED NON-CONIFEROUS SULPHITE PULP	387	0	387	0	388	0	389	0	389	389
1.422	BLEACHED CONIFEROUS SULPHITE PULP	904	194	904	194	906	194	907	194	907	907
1.43	UNBLEACHED SULPHATE PULP	20 681	158	20 741	158	20 746	158	20 688	158	20 687	20 687
1.431	UNBLEACHED NON-CONIFEROUS SULPHATE PULP	1 034	0	1 037	0	1 037	0	1 034	0	1 034	1 034
1.432	UNBLEACHED CONIFEROUS SULPHATE PULP	19 647	158	19 704	158	19 709	158	19 654	158	19 653	19 653
1.44	BLEACHED SULPHATE+SODA PULP	28 125	7 824	28 383	7 788	28 589	7 762	28 621	7 761	28 634	28 634
1.441	BLEACHED NON-CONIFEROUS SULPHATE+SODA PULP	14 815	3 272	14 992	3 250	15 078	3 225	15 108	3 226	15 111	15 111
1.442	BLEACHED CONIFEROUS SULPHATE+SODA PULP	13 310	4 552	13 391	4 538	13 511	4 537	13 513	4 535	13 523	13 523
2	PULP OF OTHER FIBRE FOR PAPER AND BOARD	.	.	.	.	.	.	.	.	.	.
2.1	PULP OF STRAW	.	.	.	.	.	.	.	.	.	.
2.2	PULP OF BAGASSE	.	.	.	.	.	.	.	.	.	.
2.3	PULP OF BAMBOO	.	.	.	.	.	.	.	.	.	.
2.4	PULP OF OTHER FIBRE	.	.	.	.	.	.	.	.	.	.
3	DISSOLVING PULP,WOOD+OTHER RAW MATERIALS	1 114	1 114	1 114	1 114	1 114	1 114	1 114	1 114	1 114	1 114
3.1	NON-CONIFEROUS DISSOLVING PULP	390	390	390	390	390	390	390	390	390	390
3.2	CONIFEROUS DISSOLVING PULP	724	724	724	724	724	724	724	724	724	724

		1994	1995	1996	1997	1998	1999
		TOTAL CAPACITY IN 1000 METRIC TONS PER YEAR					
4	PAPER AND PAPERBOARD	85 022	87 026	88 710	90 010	90 295	90 295
4.1	NEWSPRINT	6 561	6 566	6 576	6 581	6 582	6 582
4.2	OTHER PRINTING AND WRITING PAPER	24 274	24 501	24 890	25 115	25 160	25 160
4.21	COATED PRINTING AND WRITING PAPER	8 281	8 459	8 644	8 731	8 766	8 766
4.211	COATED WOOD CONTAINING PRINT&WRITING PAPER	4 175	4 217	4 253	4 285	4 302	4 302
4.212	COATED WOODFREE PRINTING & WRITING PAPER	4 106	4 242	4 391	4 446	4 464	4 464
4.22	UNCOATED PRINTING AND WRITING PAPER	15 993	16 042	16 246	16 384	16 394	16 394
4.221	UNCOATED WOOD CONTAINING PRINT&WRIT PAPER	1 789	1 808	1 822	1 823	1 826	1 826
4.222	UNCOATED WOODFREE PRINTING & WRIT PAPER	14 204	14 234	14 424	14 561	14 568	14 568
4.3	OTHER PAPER AND PAPERBOARD	54 187	55 959	57 244	58 314	58 553	58 553
4.31	HOUSEHOLD AND SANITARY PAPER	6 008	6 098	6 199	6 244	6 278	6 278
4.32	WRAPPING AND PACKAGING PAPER AND BOARD	43 735	45 343	46 514	47 541	47 740	47 740
4.321	LINERBOARD	20 708	21 834	22 503	23 415	23 567	23 567
4.3211	KRAFT LINER	19 000	19 532	19 758	20 056	20 084	20 084
4.32111	UNBLEACHED KRAFT LINER	18 847	19 380	19 586	19 877	19 905	19 905
4.32112	BLEACHED KRAFT LINER	153	152	172	179	179	179
4.3212	OTHER LINERBOARD	1 708	2 302	2 745	3 359	3 483	3 483
4.322	FLUTING MEDIUM	8 056	8 248	8 428	8 383	8 379	8 379
4.3221	SEMI-CHEMICAL FLUTING MEDIUM	5 362	5 352	5 414	5 313	5 303	5 303
4.3222	OTHER FLUTING MEDIUM	2 694	2 896	3 014	3 070	3 076	3 076
4.323	KRAFT WRAPPING AND PACKAGING	2 820	2 721	2 735	2 736	2 736	2 736
4.3231	SACK KRAFT	874	843	847	848	848	848
4.3232	OTHER KRAFT WRAPPING AND PACKAGING	1 946	1 878	1 888	1 888	1 888	1 888
4.324	FOLDING BOXBOARD	8 419	8 812	9 110	9 265	9 312	9 312
4.3241	PULP BASED FOLDING BOXBOARD	5 724	6 037	6 269	6 402	6 444	6 444
4.32411	BLEACHED CHEMICAL PULP FOLDING BOXBOARD	4 293	4 439	4 588	4 618	4 631	4 631
4.32412	OTHER PULP BASED FOLDING BOXBOARD	1 431	1 598	1 681	1 784	1 813	1 813
4.3242	WASTE PAPER BASED FOLDING BOXBOARD	2 695	2 775	2 841	2 863	2 868	2 868
4.325	OTHER WRAPPING AND PACKAGING N.E.S.	3 732	3 728	3 738	3 742	3 746	3 746
4.3251	OTHER WRAPPING PAPER	714	719	722	719	720	720
4.3252	OTHER PACKAGING PAPERBOARD	3 018	3 009	3 016	3 023	3 026	3 026
4.33	OTHER PAPER AND PAPERBOARD N.E.S. TOTAL	4 444	4 518	4 531	4 529	4 535	4 535
4.331	OTHER PAPER N.E.S.	1 470	1 530	1 539	1 535	1 538	1 538
4.332	OTHER PAPERBOARD N.E.S.	2 974	2 988	2 992	2 994	2 997	2 997

URUGUAY

	PROCESS	1994 TOTAL CAPA-CITY	1994 OF WHICH MARKET PULP	1995 TOTAL CAPA-CITY	1995 OF WHICH MARKET PULP	1996 TOTAL CAPA-CITY	1996 OF WHICH MARKET PULP	1997 TOTAL CAPA-CITY	1997 OF WHICH MARKET PULP	1998 TOTAL CAPA-CITY	1999 TOTAL CAPA-CITY
		1000 METRIC TONS (AIR DRY) PER YEAR									
1	WOOD PULP FOR PAPER AND PAPERBOARD	42	0	42	0	44	0	44	0	44	44
1.1	MECHANICAL PULP	8	0	8	0	8	0	8	0	8	8
1.11	MECHANICAL NON-CONIFEROUS PULP	6	0	6	0	6	0	6	0	6	6
1.12	MECHANICAL CONIFEROUS PULP	2	0	2	0	2	0	2	0	2	2
1.2	THERMO-MECHANICAL PULP	0	0	0	0	0	0	0	0	0	0
1.21	THERMO-MECHANICAL NON-CONIFEROUS PULP	0	0	0	0	0	0	0	0	0	0
1.22	THERMO-MECHANICAL CONIFEROUS PULP	0	0	0	0	0	0	0	0	0	0
1.3	SEMI-CHEMICAL PULP	3	0	3	0	4	0	4	0	4	4
1.31	SEMI-CHEMICAL NON-CONIFEROUS PULP	3	0	3	0	4	0	4	0	4	4
1.32	SEMI-CHEMICAL CONIFEROUS PULP	0	0	0	0	0	0	0	0	0	0
1.4	CHEMICAL PULP TOTAL	31	0	31	0	32	0	32	0	32	32
1.41	UNBLEACHED SULPHITE PULP	0	0	0	0	0	0	0	0	0	0
1.411	UNBLEACHED NON-CONIFEROUS SULPHITE PULP	0	0	0	0	0	0	0	0	0	0
1.412	UNBLEACHED CONIFEROUS SULPHITE PULP	0	0	0	0	0	0	0	0	0	0
1.42	BLEACHED SULPHITE PULP	3	0	3	0	3	0	3	0	3	3
1.421	BLEACHED NON-CONIFEROUS SULPHITE PULP	3	0	3	0	3	0	3	0	3	3
1.422	BLEACHED CONIFEROUS SULPHITE PULP	0	0	0	0	0	0	0	0	0	0
1.43	UNBLEACHED SULPHATE PULP	0	0	0	0	0	0	0	0	0	0
1.431	UNBLEACHED NON-CONIFEROUS SULPHATE PULP	0	0	0	0	0	0	0	0	0	0
1.432	UNBLEACHED CONIFEROUS SULPHATE PULP	0	0	0	0	0	0	0	0	0	0
1.44	BLEACHED SULPHATE+SODA PULP	28	0	28	0	29	0	29	0	29	29
1.441	BLEACHED NON-CONIFEROUS SULPHATE+SODA PULP	21	0	21	0	22	0	22	0	22	22
1.442	BLEACHED CONIFEROUS SULPHATE+SODA PULP	7	0	7	0	7	0	7	0	7	7
2	PULP OF OTHER FIBRE FOR PAPER AND BOARD	0	0	0	0	0	0	0	0	0	0
2.1	PULP OF STRAW	0	0	0	0	0	0	0	0	0	0
2.2	PULP OF BAGASSE	0	0	0	0	0	0	0	0	0	0
2.3	PULP OF BAMBOO	0	0	0	0	0	0	0	0	0	0
2.4	PULP OF OTHER FIBRE	0	0	0	0	0	0	0	0	0	0
3	DISSOLVING PULP,WOOD+OTHER RAW MATERIALS	0	0	0	0	0	0	0	0	0	0
3.1	NON-CONIFEROUS DISSOLVING PULP	0	0	0	0	0	0	0	0	0	0
3.2	CONIFEROUS DISSOLVING PULP	0	0	0	0	0	0	0	0	0	0

		1994	1995	1996	1997	1998	1999
		TOTAL CAPACITY IN 1000 METRIC TONS PER YEAR					
4	PAPER AND PAPERBOARD	105	105	111	111	111	111
4.1	NEWSPRINT	0	0	0	0	0	0
4.2	OTHER PRINTING AND WRITING PAPER	41	41	47	47	47	47
4.21	COATED PRINTING AND WRITING PAPER	0	0	0	0	0	0
4.211	COATED WOOD CONTAINING PRINT&WRITING PAPER	0	0	0	0	0	0
4.212	COATED WOODFREE PRINTING & WRITING PAPER	0	0	0	0	0	0
4.22	UNCOATED PRINTING AND WRITING PAPER	41	41	47	47	47	47
4.221	UNCOATED WOOD CONTAINING PRINT&WRIT PAPER	9	9	10	10	10	10
4.222	UNCOATED WOODFREE PRINTING & WRIT PAPER	32	32	37	37	37	37
4.3	OTHER PAPER AND PAPERBOARD	64	64	64	64	64	64
4.31	HOUSEHOLD AND SANITARY PAPER	16	16	16	16	16	16
4.32	WRAPPING AND PACKAGING PAPER AND BOARD	43	43	43	43	43	43
4.321	LINERBOARD	9	9	9	9	9	9
4.3211	KRAFT LINER	0	0	0	0	0	0
4.32111	UNBLEACHED KRAFT LINER	0	0	0	0	0	0
4.32112	BLEACHED KRAFT LINER	0	0	0	0	0	0
4.3212	OTHER LINERBOARD	9	9	9	9	9	9
4.322	FLUTING MEDIUM	1	1	1	1	1	1
4.3221	SEMI-CHEMICAL FLUTING MEDIUM	1	1	1	1	1	1
4.3222	OTHER FLUTING MEDIUM	0	0	0	0	0	0
4.323	KRAFT WRAPPING AND PACKAGING	12	12	12	12	12	12
4.3231	SACK KRAFT	4	4	4	4	4	4
4.3232	OTHER KRAFT WRAPPING AND PACKAGING	8	8	8	8	8	8
4.324	FOLDING BOXBOARD	10	10	10	10	10	10
4.3241	PULP BASED FOLDING BOXBOARD	5	5	5	5	5	5
4.32411	BLEACHED CHEMICAL PULP FOLDING BOXBOARD	2	2	2	2	2	2
4.32412	OTHER PULP BASED FOLDING BOXBOARD	3	3	3	3	3	3
4.3242	WASTE PAPER BASED FOLDING BOXBOARD	5	5	5	5	5	5
4.325	OTHER WRAPPING AND PACKAGING N.E.S.	11	11	11	11	11	11
4.3251	OTHER WRAPPING PAPER	11	11	11	11	11	11
4.3252	OTHER PACKAGING PAPERBOARD	0	0	0	0	0	0
4.33	OTHER PAPER AND PAPERBOARD N.E.S. TOTAL	5	5	5	5	5	5
4.331	OTHER PAPER N.E.S.	3	3	3	3	3	3
4.332	OTHER PAPERBOARD N.E.S.	2	2	2	2	2	2

VENEZUELA

	PROCESS	1994 TOTAL CAPA-CITY	1994 OF WHICH MARKET PULP	1995 TOTAL CAPA-CITY	1995 OF WHICH MARKET PULP	1996 TOTAL CAPA-CITY	1996 OF WHICH MARKET PULP	1997 TOTAL CAPA-CITY	1997 OF WHICH MARKET PULP	1998 TOTAL CAPA-CITY	1999 TOTAL CAPA-CITY
		1000 METRIC TONS (AIR DRY) PER YEAR									
1	WOOD PULP FOR PAPER AND PAPERBOARD	91	0	111	0	111	0	111	0	111	111
1.1	*MECHANICAL PULP*	0	0	0	0	0	0	0	0	0	0
1.11	MECHANICAL NON-CONIFEROUS PULP	0	0	0	0	0	0	0	0	0	0
1.12	MECHANICAL CONIFEROUS PULP	0	0	0	0	0	0	0	0	0	0
1.2	THERMO-MECHANICAL PULP	0	0	0	0	0	0	0	0	0	0
1.21	THERMO-MECHANICAL NON-CONIFEROUS PULP	0	0	0	0	0	0	0	0	0	0
1.22	THERMO-MECHANICAL CONIFEROUS PULP	0	0	0	0	0	0	0	0	0	0
1.3	SEMI-CHEMICAL PULP	0	0	0	0	0	0	0	0	0	0
1.31	SEMI-CHEMICAL NON-CONIFEROUS PULP	0	0	0	0	0	0	0	0	0	0
1.32	SEMI-CHEMICAL CONIFEROUS PULP	0	0	0	0	0	0	0	0	0	0
1.4	CHEMICAL PULP TOTAL	91	0	111	0	111	0	111	0	111	111
1.41	UNBLEACHED SULPHITE PULP	.	.	.	0	.	0	.	0	.	.
1.411	UNBLEACHED NON-CONIFEROUS SULPHITE PULP	.	.	.	0	.	0	.	0	.	.
1.412	UNBLEACHED CONIFEROUS SULPHITE PULP	.	.	.	0	.	0	.	0	.	.
1.42	BLEACHED SULPHITE PULP	.	.	.	0	.	0	.	0	.	.
1.421	BLEACHED NON-CONIFEROUS SULPHITE PULP	.	.	.	0	.	0	.	0	.	.
1.422	BLEACHED CONIFEROUS SULPHITE PULP	.	.	.	0	.	0	.	0	.	.
1.43	UNBLEACHED SULPHATE PULP	.	.	.	0	.	0	.	0	.	.
1.431	UNBLEACHED NON-CONIFEROUS SULPHATE PULP	.	.	.	0	.	0	.	0	.	.
1.432	UNBLEACHED CONIFEROUS SULPHATE PULP	.	.	.	0	.	0	.	0	.	.
1.44	BLEACHED SULPHATE+SODA PULP	.	.	.	0	.	0	.	0	.	.
1.441	BLEACHED NON-CONIFEROUS SULPHATE+SODA PULP	.	.	.	0	.	0	.	0	.	.
1.442	BLEACHED CONIFEROUS SULPHATE+SODA PULP	.	.	.	0	.	0	.	0	.	.
2	PULP OF OTHER FIBRE FOR PAPER AND BOARD	180	0	264	0	264	0	264	0	264	264
2.1	PULP OF STRAW	0	0	0	0	0	0	0	0	0	0
2.2	PULP OF BAGASSE	180	0	264	0	264	0	264	0	264	264
2.3	PULP OF BAMBOO	0	0	0	0	0	0	0	0	0	0
2.4	PULP OF OTHER FIBRE	0	0	0	0	0	0	0	0	0	0
3	DISSOLVING PULP,WOOD+OTHER RAW MATERIALS	0	0	0	0	0	0	0	0	0	0
3.1	NON-CONIFEROUS DISSOLVING PULP	0	0	0	0	0	0	0	0	0	0
3.2	CONIFEROUS DISSOLVING PULP	0	0	0	0	0	0	0	0	0	0

		1994	1995	1996	1997	1998	1999
		TOTAL CAPACITY IN 1000 METRIC TONS PER YEAR					
4	PAPER AND PAPERBOARD	834	860	860	989	989	989
4.1	NEWSPRINT	0	0	0	0	0	0
4.2	OTHER PRINTING AND WRITING PAPER	145	152	152	180	180	180
4.21	COATED PRINTING AND WRITING PAPER	.	.	.	.	.	.
4.211	COATED WOOD CONTAINING PRINT&WRITING PAPER	.	.	.	.	.	.
4.212	COATED WOODFREE PRINTING & WRITING PAPER	.	.	.	.	.	.
4.22	UNCOATED PRINTING AND WRITING PAPER	.	.	.	.	.	.
4.221	UNCOATED WOOD CONTAINING PRINT&WRIT PAPER	.	.	.	.	.	.
4.222	UNCOATED WOODFREE PRINTING & WRIT PAPER	.	.	.	.	.	.
4.3	OTHER PAPER AND PAPERBOARD	689	708	708	809	809	809
4.31	HOUSEHOLD AND SANITARY PAPER	195	234	234	254	254	254
4.32	WRAPPING AND PACKAGING PAPER AND BOARD	477	457	457	537	537	537
4.321	LINERBOARD	136	102	102	112	112	112
4.3211	KRAFT LINER	.	.	.	.	.	.
4.32111	UNBLEACHED KRAFT LINER	.	.	.	.	.	.
4.32112	BLEACHED KRAFT LINER	.	.	.	.	.	.
4.3212	OTHER LINERBOARD	.	.	.	.	.	.
4.322	FLUTING MEDIUM	81	125	125	140	140	140
4.3221	SEMI-CHEMICAL FLUTING MEDIUM	.	.	.	.	.	.
4.3222	OTHER FLUTING MEDIUM	.	.	.	.	.	.
4.323	KRAFT WRAPPING AND PACKAGING	126	89	89	130	130	130
4.3231	SACK KRAFT	.	.	.	.	.	.
4.3232	OTHER KRAFT WRAPPING AND PACKAGING	.	.	.	.	.	.
4.324	FOLDING BOXBOARD	134	141	141	155	155	155
4.3241	PULP BASED FOLDING BOXBOARD	.	.	.	.	.	.
4.32411	BLEACHED CHEMICAL PULP FOLDING BOXBOARD	.	.	.	.	.	.
4.32412	OTHER PULP BASED FOLDING BOXBOARD	.	.	.	.	.	.
4.3242	WASTE PAPER BASED FOLDING BOXBOARD	.	.	.	.	.	.
4.325	OTHER WRAPPING AND PACKAGING N.E.S.	.	.	.	.	.	.
4.3251	OTHER WRAPPING PAPER	.	.	.	.	.	.
4.3252	OTHER PACKAGING PAPERBOARD	.	.	.	.	.	.
4.33	OTHER PAPER AND PAPERBOARD N.E.S. TOTAL	17	17	17	18	18	18
4.331	OTHER PAPER N.E.S.	.	.	.	.	.	.
4.332	OTHER PAPERBOARD N.E.S.	.	.	.	.	.	.

VIETNAM

	PROCESS	1994 TOTAL CAPA-CITY	1994 OF WHICH MARKET PULP	1995 TOTAL CAPA-CITY	1995 OF WHICH MARKET PULP	1996 TOTAL CAPA-CITY	1996 OF WHICH MARKET PULP	1997 TOTAL CAPA-CITY	1997 OF WHICH MARKET PULP	1998 TOTAL CAPA-CITY	1999 TOTAL CAPA-CITY
		1000 METRIC TONS (AIR DRY) PER YEAR									
1	WOOD PULP FOR PAPER AND PAPERBOARD	72	0	78	0	92	0	100	0	150	150
1.1	MECHANICAL PULP	19	0	27	0	34	0	36	0	52	52
1.11	MECHANICAL NON-CONIFEROUS PULP	0	0	0	0	0	0	0	0	0	0
1.12	MECHANICAL CONIFEROUS PULP	19	0	27	0	34	0	36	0	52	52
1.2	THERMO-MECHANICAL PULP	0	0	0	0	0	0	0	0	0	0
1.21	THERMO-MECHANICAL NON-CONIFEROUS PULP	0	0	0	0	0	0	0	0	0	0
1.22	THERMO-MECHANICAL CONIFEROUS PULP	0	0	0	0	0	0	0	0	0	0
1.3	SEMI-CHEMICAL PULP	0	0	0	0	0	0	0	0	0	0
1.31	SEMI-CHEMICAL NON-CONIFEROUS PULP	0	0	0	0	0	0	0	0	0	0
1.32	SEMI-CHEMICAL CONIFEROUS PULP	0	0	0	0	0	0	0	0	0	0
1.4	CHEMICAL PULP TOTAL	53	0	51	0	58	0	64	0	98	98
1.41	UNBLEACHED SULPHITE PULP	0	0	0	0	0	0	0	0	0	0
1.411	UNBLEACHED NON-CONIFEROUS SULPHITE PULP	0	0	0	0	0	0	0	0	0	0
1.412	UNBLEACHED CONIFEROUS SULPHITE PULP	0	0	0	0	0	0	0	0	0	0
1.42	BLEACHED SULPHITE PULP	0	0	0	0	0	0	0	0	0	0
1.421	BLEACHED NON-CONIFEROUS SULPHITE PULP	0	0	0	0	0	0	0	0	0	0
1.422	BLEACHED CONIFEROUS SULPHITE PULP	0	0	0	0	0	0	0	0	0	0
1.43	UNBLEACHED SULPHATE PULP	4	0	4	0	4	0	5	0	5	5
1.431	UNBLEACHED NON-CONIFEROUS SULPHATE PULP	4	0	4	0	4	0	5	0	5	5
1.432	UNBLEACHED CONIFEROUS SULPHATE PULP	0	0	0	0	0	0	0	0	0	0
1.44	BLEACHED SULPHATE+SODA PULP	49	0	47	0	54	0	59	0	93	93
1.441	BLEACHED NON-CONIFEROUS SULPHATE+SODA PULP	49	0	47	0	54	0	59	0	93	93
1.442	BLEACHED CONIFEROUS SULPHATE+SODA PULP	0	0	0	0	0	0	0	0	0	0
2	PULP OF OTHER FIBRE FOR PAPER AND BOARD	88	.	95	.	92	.	92	.	100	100
2.1	PULP OF STRAW	4	.	4	.	4	.	4	.	6	6
2.2	PULP OF BAGASSE	2	.	3	.	3	.	3	.	3	3
2.3	PULP OF BAMBOO	67	.	73	.	70	.	70	.	71	71
2.4	PULP OF OTHER FIBRE	15	.	15	.	15	.	15	.	20	20
3	DISSOLVING PULP,WOOD+OTHER RAW MATERIALS	0	0	0	0	0	0	0	0	0	0
3.1	NON-CONIFEROUS DISSOLVING PULP	0	0	0	0	0	0	0	0	0	0
3.2	CONIFEROUS DISSOLVING PULP	0	0	0	0	0	0	0	0	0	0

		1994	1995	1996	1997	1998	1999
		TOTAL CAPACITY IN 1000 METRIC TONS PER YEAR					
4	PAPER AND PAPERBOARD	140	150	160	170	250	250
4.1	NEWSPRINT	16	23	29	31	45	45
4.2	OTHER PRINTING AND WRITING PAPER	70	70	75	75	100	100
4.21	COATED PRINTING AND WRITING PAPER	.	.	.	.	.	.
4.211	COATED WOOD CONTAINING PRINT&WRITING PAPER	0	0	0	0	0	0
4.212	COATED WOODFREE PRINTING & WRITING PAPER	.	.	.	.	.	.
4.22	UNCOATED PRINTING AND WRITING PAPER	.	.	.	.	.	.
4.221	UNCOATED WOOD CONTAINING PRINT&WRIT PAPER	0	0	0	0	0	0
4.222	UNCOATED WOODFREE PRINTING & WRIT PAPER	.	.	.	.	.	.
4.3	OTHER PAPER AND PAPERBOARD	54	57	56	64	105	105
4.31	HOUSEHOLD AND SANITARY PAPER	10	12	12	15	25	25
4.32	WRAPPING AND PACKAGING PAPER AND BOARD	38	38	36	40	65	65
4.321	LINERBOARD	.	.	.	.	.	.
4.3211	KRAFT LINER	.	.	.	.	.	.
4.32111	UNBLEACHED KRAFT LINER	.	.	.	.	.	.
4.32112	BLEACHED KRAFT LINER	0	0	0	0	0	0
4.3212	OTHER LINERBOARD	0	0	0	0	0	0
4.322	FLUTING MEDIUM	0	0	0	0	0	0
4.3221	SEMI-CHEMICAL FLUTING MEDIUM	0	0	0	0	0	0
4.3222	OTHER FLUTING MEDIUM	0	0	0	0	0	0
4.323	KRAFT WRAPPING AND PACKAGING	0	0	0	0	0	0
4.3231	SACK KRAFT	0	0	0	0	0	0
4.3232	OTHER KRAFT WRAPPING AND PACKAGING	0	0	0	0	0	0
4.324	FOLDING BOXBOARD	0	0	0	0	0	0
4.3241	PULP BASED FOLDING BOXBOARD	0	0	0	0	0	0
4.32411	BLEACHED CHEMICAL PULP FOLDING BOXBOARD	0	0	0	0	0	0
4.32412	OTHER PULP BASED FOLDING BOXBOARD	0	0	0	0	0	0
4.3242	WASTE PAPER BASED FOLDING BOXBOARD	0	0	0	0	0	0
4.325	OTHER WRAPPING AND PACKAGING N.E.S.	0	0	0	0	0	0
4.3251	OTHER WRAPPING PAPER	0	0	0	0	0	0
4.3252	OTHER PACKAGING PAPERBOARD	0	0	0	0	0	0
4.33	OTHER PAPER AND PAPERBOARD N.E.S. TOTAL	6	7	8	9	15	15
4.331	OTHER PAPER N.E.S.	.	.	.	.	.	.
4.332	OTHER PAPERBOARD N.E.S.	.	.	.	.	.	.

*)

FORMER YUGOSLAVIA

	PROCESS	1994 TOTAL CAPACITY	1994 OF WHICH MARKET PULP	1995 TOTAL CAPACITY	1995 OF WHICH MARKET PULP	1996 TOTAL CAPACITY	1996 OF WHICH MARKET PULP	1997 TOTAL CAPACITY	1997 OF WHICH MARKET PULP	1998 TOTAL CAPACITY	1999 TOTAL CAPACITY
		1000 METRIC TONS (AIR DRY) PER YEAR									
1	WOOD PULP FOR PAPER AND PAPERBOARD	706	.	706	.	706	.	706	.	706	706
1.1	MECHANICAL PULP	144	.	144	.	144	.	144	.	144	144
1.11	MECHANICAL NON-CONIFEROUS PULP	.	.	.	.	.	.	.	.	.	.
1.12	MECHANICAL CONIFEROUS PULP	.	.	.	.	.	.	.	.	.	.
1.2	THERMO-MECHANICAL PULP	0	0	0	0	0	0	0	0	0	0
1.21	THERMO-MECHANICAL NON-CONIFEROUS PULP	0	0	0	0	0	0	0	0	0	0
1.22	THERMO-MECHANICAL CONIFEROUS PULP	0	0	0	0	0	0	0	0	0	0
1.3	SEMI-CHEMICAL PULP	68	.	68	.	68	.	68	.	68	68
1.31	SEMI-CHEMICAL NON-CONIFEROUS PULP	.	.	.	.	.	.	.	.	.	.
1.32	SEMI-CHEMICAL CONIFEROUS PULP	.	.	.	.	.	.	.	.	.	.
1.4	CHEMICAL PULP TOTAL	494	.	494	.	494	.	494	.	494	494
1.41	UNBLEACHED SULPHITE PULP	57	.	57	.	57	.	57	.	57	57
1.411	UNBLEACHED NON-CONIFEROUS SULPHITE PULP	.	.	.	.	.	.	.	.	.	.
1.412	UNBLEACHED CONIFEROUS SULPHITE PULP	.	.	.	.	.	.	.	.	.	.
1.42	BLEACHED SULPHITE PULP	74	.	74	.	74	.	74	.	74	74
1.421	BLEACHED NON-CONIFEROUS SULPHITE PULP	.	.	.	.	.	.	.	.	.	.
1.422	BLEACHED CONIFEROUS SULPHITE PULP	.	.	.	.	.	.	.	.	.	.
1.43	UNBLEACHED SULPHATE PULP	156	.	156	.	156	.	156	.	156	156
1.431	UNBLEACHED NON-CONIFEROUS SULPHATE PULP	.	.	.	.	.	.	.	.	.	.
1.432	UNBLEACHED CONIFEROUS SULPHATE PULP	.	.	.	.	.	.	.	.	.	.
1.44	BLEACHED SULPHATE+SODA PULP	207	.	207	.	207	.	207	.	207	207
1.441	BLEACHED NON-CONIFEROUS SULPHATE+SODA PULP	.	.	.	.	.	.	.	.	.	.
1.442	BLEACHED CONIFEROUS SULPHATE+SODA PULP	.	.	.	.	.	.	.	.	.	.
2	PULP OF OTHER FIBRE FOR PAPER AND BOARD	28	0	28	0	28	0	28	0	28	28
2.1	PULP OF STRAW	28	0	28	0	28	0	28	0	28	28
2.2	PULP OF BAGASSE	0	0	0	0	0	0	0	0	0	0
2.3	PULP OF BAMBOO	0	0	0	0	0	0	0	0	0	0
2.4	PULP OF OTHER FIBRE	0	0	0	0	0	0	0	0	0	0
3	DISSOLVING PULP,WOOD+OTHER RAW MATERIALS	105	.	105	.	105	.	105	.	105	105
3.1	NON-CONIFEROUS DISSOLVING PULP	.	.	.	.	.	.	.	.	.	.
3.2	CONIFEROUS DISSOLVING PULP	.	.	.	.	.	.	.	.	.	.

		1994	1995	1996	1997	1998	1999
		TOTAL CAPACITY IN 1000 METRIC TONS PER YEAR					
4	PAPER AND PAPERBOARD	1 320	1 320	1 320	1 320	1 320	1 320
4.1	NEWSPRINT	140	140	140	140	140	140
4.2	OTHER PRINTING AND WRITING PAPER	327	327	327	327	327	327
4.21	COATED PRINTING AND WRITING PAPER	.	.	.	.	.	.
4.211	COATED WOOD CONTAINING PRINT&WRITING PAPER	.	.	.	.	.	.
4.212	COATED WOODFREE PRINTING & WRITING PAPER	.	.	.	.	.	.
4.22	UNCOATED PRINTING AND WRITING PAPER	.	.	.	.	.	.
4.221	UNCOATED WOOD CONTAINING PRINT&WRIT PAPER	.	.	.	.	.	.
4.222	UNCOATED WOODFREE PRINTING & WRIT PAPER	.	.	.	.	.	.
4.3	OTHER PAPER AND PAPERBOARD	853	853	853	853	853	853
4.31	HOUSEHOLD AND SANITARY PAPER	71	71	71	71	71	71
4.32	WRAPPING AND PACKAGING PAPER AND BOARD	631	631	631	631	631	631
4.321	LINERBOARD	.	.	.	.	.	.
4.3211	KRAFT LINER	.	.	.	.	.	.
4.32111	UNBLEACHED KRAFT LINER	.	.	.	.	.	.
4.32112	BLEACHED KRAFT LINER	.	.	.	.	.	.
4.3212	OTHER LINERBOARD	.	.	.	.	.	.
4.322	FLUTING MEDIUM	.	.	.	.	.	.
4.3221	SEMI-CHEMICAL FLUTING MEDIUM	.	.	.	.	.	.
4.3222	OTHER FLUTING MEDIUM	.	.	.	.	.	.
4.323	KRAFT WRAPPING AND PACKAGING	.	.	.	.	.	.
4.3231	SACK KRAFT	.	.	.	.	.	.
4.3232	OTHER KRAFT WRAPPING AND PACKAGING	.	.	.	.	.	.
4.324	FOLDING BOXBOARD	.	.	.	.	.	.
4.3241	PULP BASED FOLDING BOXBOARD	.	.	.	.	.	.
4.32411	BLEACHED CHEMICAL PULP FOLDING BOXBOARD	.	.	.	.	.	.
4.32412	OTHER PULP BASED FOLDING BOXBOARD	.	.	.	.	.	.
4.3242	WASTE PAPER BASED FOLDING BOXBOARD	.	.	.	.	.	.
4.325	OTHER WRAPPING AND PACKAGING N.E.S.	.	.	.	.	.	.
4.3251	OTHER WRAPPING PAPER	.	.	.	.	.	.
4.3252	OTHER PACKAGING PAPERBOARD	.	.	.	.	.	.
4.33	OTHER PAPER AND PAPERBOARD N.E.S. TOTAL	151	151	151	151	151	151
4.331	OTHER PAPER N.E.S.	.	.	.	.	.	.
4.332	OTHER PAPERBOARD N.E.S.	.	.	.	.	.	.

*)

ZAIRE

	PROCESS	1994 TOTAL CAPA-CITY	1994 OF WHICH MARKET PULP	1995 TOTAL CAPA-CITY	1995 OF WHICH MARKET PULP	1996 TOTAL CAPA-CITY	1996 OF WHICH MARKET PULP	1997 TOTAL CAPA-CITY	1997 OF WHICH MARKET PULP	1998 TOTAL CAPA-CITY	1999 TOTAL CAPA-CITY
		1000 METRIC TONS (AIR DRY) PER YEAR									
1	WOOD PULP FOR PAPER AND PAPERBOARD	0	0	0	0	0	0	0	0	0	0
1.1	MECHANICAL PULP	0	0	0	0	0	0	0	0	0	0
1.11	MECHANICAL NON-CONIFEROUS PULP	0	0	0	0	0	0	0	0	0	0
1.12	MECHANICAL CONIFEROUS PULP	0	0	0	0	0	0	0	0	0	0
1.2	THERMO-MECHANICAL PULP	0	0	0	0	0	0	0	0	0	0
1.21	THERMO-MECHANICAL NON-CONIFEROUS PULP	0	0	0	0	0	0	0	0	0	0
1.22	THERMO-MECHANICAL CONIFEROUS PULP	0	0	0	0	0	0	0	0	0	0
1.3	SEMI-CHEMICAL PULP	0	0	0	0	0	0	0	0	0	0
1.31	SEMI-CHEMICAL NON-CONIFEROUS PULP	0	0	0	0	0	0	0	0	0	0
1.32	SEMI-CHEMICAL CONIFEROUS PULP	0	0	0	0	0	0	0	0	0	0
1.4	CHEMICAL PULP TOTAL	0	0	0	0	0	0	0	0	0	0
1.41	UNBLEACHED SULPHITE PULP	0	0	0	0	0	0	0	0	0	0
1.411	UNBLEACHED NON-CONIFEROUS SULPHITE PULP	0	0	0	0	0	0	0	0	0	0
1.412	UNBLEACHED CONIFEROUS SULPHITE PULP	0	0	0	0	0	0	0	0	0	0
1.42	BLEACHED SULPHITE PULP	0	0	0	0	0	0	0	0	0	0
1.421	BLEACHED NON-CONIFEROUS SULPHITE PULP	0	0	0	0	0	0	0	0	0	0
1.422	BLEACHED CONIFEROUS SULPHITE PULP	0	0	0	0	0	0	0	0	0	0
1.43	UNBLEACHED SULPHATE PULP	0	0	0	0	0	0	0	0	0	0
1.431	UNBLEACHED NON-CONIFEROUS SULPHATE PULP	0	0	0	0	0	0	0	0	0	0
1.432	UNBLEACHED CONIFEROUS SULPHATE PULP	0	0	0	0	0	0	0	0	0	0
1.44	BLEACHED SULPHATE+SODA PULP	0	0	0	0	0	0	0	0	0	0
1.441	BLEACHED NON-CONIFEROUS SULPHATE+SODA PULP	0	0	0	0	0	0	0	0	0	0
1.442	BLEACHED CONIFEROUS SULPHATE+SODA PULP	0	0	0	0	0	0	0	0	0	0
2	PULP OF OTHER FIBRE FOR PAPER AND BOARD	0	0	0	0	0	0	0	0	0	0
2.1	PULP OF STRAW	0	0	0	0	0	0	0	0	0	0
2.2	PULP OF BAGASSE	0	0	0	0	0	0	0	0	0	0
2.3	PULP OF BAMBOO	0	0	0	0	0	0	0	0	0	0
2.4	PULP OF OTHER FIBRE	0	0	0	0	0	0	0	0	0	0
3	DISSOLVING PULP,WOOD+OTHER RAW MATERIALS	0	0	0	0	0	0	0	0	0	0
3.1	NON-CONIFEROUS DISSOLVING PULP	0	0	0	0	0	0	0	0	0	0
3.2	CONIFEROUS DISSOLVING PULP	0	0	0	0	0	0	0	0	0	0

		1994	1995	1996	1997	1998	1999
		TOTAL CAPACITY IN 1000 METRIC TONS PER YEAR					
4	PAPER AND PAPERBOARD	3	3	3	3	3	3
4.1	NEWSPRINT	.	.	.	.	.	.
4.2	OTHER PRINTING AND WRITING PAPER	3	3	3	3	3	3
4.21	COATED PRINTING AND WRITING PAPER	.	.	.	.	.	.
4.211	COATED WOOD CONTAINING PRINT&WRITING PAPER	.	.	.	.	.	.
4.212	COATED WOODFREE PRINTING & WRITING PAPER	.	.	.	.	.	.
4.22	UNCOATED PRINTING AND WRITING PAPER	.	.	.	.	.	.
4.221	UNCOATED WOOD CONTAINING PRINT&WRIT PAPER	.	.	.	.	.	.
4.222	UNCOATED WOODFREE PRINTING & WRIT PAPER	.	.	.	.	.	.
4.3	OTHER PAPER AND PAPERBOARD	0	0	0	0	0	0
4.31	HOUSEHOLD AND SANITARY PAPER	0	0	0	0	0	0
4.32	WRAPPING AND PACKAGING PAPER AND BOARD	0	0	0	0	0	0
4.321	LINERBOARD	0	0	0	0	0	0
4.3211	KRAFT LINER	0	0	0	0	0	0
4.32111	UNBLEACHED KRAFT LINER	0	0	0	0	0	0
4.32112	BLEACHED KRAFT LINER	0	0	0	0	0	0
4.3212	OTHER LINERBOARD	0	0	0	0	0	0
4.322	FLUTING MEDIUM	0	0	0	0	0	0
4.3221	SEMI-CHEMICAL FLUTING MEDIUM	0	0	0	0	0	0
4.3222	OTHER FLUTING MEDIUM	0	0	0	0	0	0
4.323	KRAFT WRAPPING AND PACKAGING	0	0	0	0	0	0
4.3231	SACK KRAFT	0	0	0	0	0	0
4.3232	OTHER KRAFT WRAPPING AND PACKAGING	0	0	0	0	0	0
4.324	FOLDING BOXBOARD	0	0	0	0	0	0
4.3241	PULP BASED FOLDING BOXBOARD	0	0	0	0	0	0
4.32411	BLEACHED CHEMICAL PULP FOLDING BOXBOARD	0	0	0	0	0	0
4.32412	OTHER PULP BASED FOLDING BOXBOARD	0	0	0	0	0	0
4.3242	WASTE PAPER BASED FOLDING BOXBOARD	0	0	0	0	0	0
4.325	OTHER WRAPPING AND PACKAGING N.E.S.	0	0	0	0	0	0
4.3251	OTHER WRAPPING PAPER	0	0	0	0	0	0
4.3252	OTHER PACKAGING PAPERBOARD	0	0	0	0	0	0
4.33	OTHER PAPER AND PAPERBOARD N.E.S. TOTAL	0	0	0	0	0	0
4.331	OTHER PAPER N.E.S.	0	0	0	0	0	0
4.332	OTHER PAPERBOARD N.E.S.	0	0	0	0	0	0

*)

ZAMBIA

	PROCESS	1994 TOTAL CAPA-CITY	1994 OF WHICH MARKET PULP	1995 TOTAL CAPA-CITY	1995 OF WHICH MARKET PULP	1996 TOTAL CAPA-CITY	1996 OF WHICH MARKET PULP	1997 TOTAL CAPA-CITY	1997 OF WHICH MARKET PULP	1998 TOTAL CAPA-CITY	1999 TOTAL CAPA-CITY
		1000 METRIC TONS (AIR DRY) PER YEAR									
1	WOOD PULP FOR PAPER AND PAPERBOARD	33	22	33	22	33	22	33	22	33	33
1.1	MECHANICAL PULP	0	0	0	0	0	0	0	0	0	0
1.11	MECHANICAL NON-CONIFEROUS PULP	0	0	0	0	0	0	0	0	0	0
1.12	MECHANICAL CONIFEROUS PULP	0	0	0	0	0	0	0	0	0	0
1.2	THERMO-MECHANICAL PULP	33	22	33	22	33	22	33	22	33	33
1.21	THERMO-MECHANICAL NON-CONIFEROUS PULP	0	0	0	0	0	0	0	0	0	0
1.22	THERMO-MECHANICAL CONIFEROUS PULP	33	22	33	22	33	22	33	22	33	33
1.3	SEMI-CHEMICAL PULP	0	0	0	0	0	0	0	0	0	0
1.31	SEMI-CHEMICAL NON-CONIFEROUS PULP	0	0	0	0	0	0	0	0	0	0
1.32	SEMI-CHEMICAL CONIFEROUS PULP	0	0	0	0	0	0	0	0	0	0
1.4	CHEMICAL PULP TOTAL	0	0	0	0	0	0	0	0	0	0
1.41	UNBLEACHED SULPHITE PULP	0	0	0	0	0	0	0	0	0	0
1.411	UNBLEACHED NON-CONIFEROUS SULPHITE PULP	0	0	0	0	0	0	0	0	0	0
1.412	UNBLEACHED CONIFEROUS SULPHITE PULP	0	0	0	0	0	0	0	0	0	0
1.42	BLEACHED SULPHITE PULP	0	0	0	0	0	0	0	0	0	0
1.421	BLEACHED NON-CONIFEROUS SULPHITE PULP	0	0	0	0	0	0	0	0	0	0
1.422	BLEACHED CONIFEROUS SULPHITE PULP	0	0	0	0	0	0	0	0	0	0
1.43	UNBLEACHED SULPHATE PULP	0	0	0	0	0	0	0	0	0	0
1.431	UNBLEACHED NON-CONIFEROUS SULPHATE PULP	0	0	0	0	0	0	0	0	0	0
1.432	UNBLEACHED CONIFEROUS SULPHATE PULP	0	0	0	0	0	0	0	0	0	0
1.44	BLEACHED SULPHATE+SODA PULP	0	0	0	0	0	0	0	0	0	0
1.441	BLEACHED NON-CONIFEROUS SULPHATE+SODA PULP	0	0	0	0	0	0	0	0	0	0
1.442	BLEACHED CONIFEROUS SULPHATE+SODA PULP	0	0	0	0	0	0	0	0	0	0
2	PULP OF OTHER FIBRE FOR PAPER AND BOARD	0	0	0	0	0	0	0	0	0	0
2.1	PULP OF STRAW	0	0	0	0	0	0	0	0	0	0
2.2	PULP OF BAGASSE	0	0	0	0	0	0	0	0	0	0
2.3	PULP OF BAMBOO	0	0	0	0	0	0	0	0	0	0
2.4	PULP OF OTHER FIBRE	0	0	0	0	0	0	0	0	0	0
3	DISSOLVING PULP,WOOD+OTHER RAW MATERIALS	0	0	0	0	0	0	0	0	0	0
3.1	NON-CONIFEROUS DISSOLVING PULP	0	0	0	0	0	0	0	0	0	0
3.2	CONIFEROUS DISSOLVING PULP	0	0	0	0	0	0	0	0	0	0

		1994	1995	1996	1997	1998	1999
		TOTAL CAPACITY IN 1000 METRIC TONS PER YEAR					
4	PAPER AND PAPERBOARD	10	12	13	13	13	13
4.1	NEWSPRINT	0	6	6	6	6	6
4.2	OTHER PRINTING AND WRITING PAPER	2	2	2	6	6	6
4.21	COATED PRINTING AND WRITING PAPER	.	.	.	.	.	.
4.211	COATED WOOD CONTAINING PRINT&WRITING PAPER	.	.	.	.	.	.
4.212	COATED WOODFREE PRINTING & WRITING PAPER	.	.	.	.	.	.
4.22	UNCOATED PRINTING AND WRITING PAPER	.	.	.	.	.	.
4.221	UNCOATED WOOD CONTAINING PRINT&WRIT PAPER	.	.	.	.	.	.
4.222	UNCOATED WOODFREE PRINTING & WRIT PAPER	.	.	.	.	.	.
4.3	OTHER PAPER AND PAPERBOARD	8	4	5	1	1	1
4.31	HOUSEHOLD AND SANITARY PAPER	.	.	.	.	.	.
4.32	WRAPPING AND PACKAGING PAPER AND BOARD	.	.	.	.	.	.
4.321	LINERBOARD	.	.	.	.	.	.
4.3211	KRAFT LINER	.	.	.	.	.	.
4.32111	UNBLEACHED KRAFT LINER	.	.	.	.	.	.
4.32112	BLEACHED KRAFT LINER	.	.	.	.	.	.
4.3212	OTHER LINERBOARD	.	.	.	.	.	.
4.322	FLUTING MEDIUM	.	.	.	.	.	.
4.3221	SEMI-CHEMICAL FLUTING MEDIUM	.	.	.	.	.	.
4.3222	OTHER FLUTING MEDIUM	.	.	.	.	.	.
4.323	KRAFT WRAPPING AND PACKAGING	.	.	.	.	.	.
4.3231	SACK KRAFT	.	.	.	.	.	.
4.3232	OTHER KRAFT WRAPPING AND PACKAGING	.	.	.	.	.	.
4.324	FOLDING BOXBOARD	.	.	.	.	.	.
4.3241	PULP BASED FOLDING BOXBOARD	.	.	.	.	.	.
4.32411	BLEACHED CHEMICAL PULP FOLDING BOXBOARD	.	.	.	.	.	.
4.32412	OTHER PULP BASED FOLDING BOXBOARD	.	.	.	.	.	.
4.3242	WASTE PAPER BASED FOLDING BOXBOARD	.	.	.	.	.	.
4.325	OTHER WRAPPING AND PACKAGING N.E.S.	.	.	.	.	.	.
4.3251	OTHER WRAPPING PAPER	.	.	.	.	.	.
4.3252	OTHER PACKAGING PAPERBOARD	.	.	.	.	.	.
4.33	OTHER PAPER AND PAPERBOARD N.E.S. TOTAL	.	.	.	.	.	.
4.331	OTHER PAPER N.E.S.	.	.	.	.	.	.
4.332	OTHER PAPERBOARD N.E.S.	.	.	.	.	.	.

*)

ZIMBABWE

	PROCESS	1994 TOTAL CAPA-CITY	1994 OF WHICH MARKET PULP	1995 TOTAL CAPA-CITY	1995 OF WHICH MARKET PULP	1996 TOTAL CAPA-CITY	1996 OF WHICH MARKET PULP	1997 TOTAL CAPA-CITY	1997 OF WHICH MARKET PULP	1998 TOTAL CAPA-CITY	1999 TOTAL CAPA-CITY
		1000 METRIC TONS (AIR DRY) PER YEAR									
1	WOOD PULP FOR PAPER AND PAPERBOARD	96	0	104	0	104	0	104	0	104	104
1.1	MECHANICAL PULP	24	0	24	0	24	0	24	0	24	24
1.11	MECHANICAL NON-CONIFEROUS PULP	0	0	0	0	0	0	0	0	0	0
1.12	MECHANICAL CONIFEROUS PULP	24	0	24	0	24	0	24	0	24	24
1.2	THERMO-MECHANICAL PULP	0	0	0	0	0	0	0	0	0	0
1.21	THERMO-MECHANICAL NON-CONIFEROUS PULP	0	0	0	0	0	0	0	0	0	0
1.22	THERMO-MECHANICAL CONIFEROUS PULP	0	0	0	0	0	0	0	0	0	0
1.3	SEMI-CHEMICAL PULP	72	0	80	0	80	0	80	0	80	80
1.31	SEMI-CHEMICAL NON-CONIFEROUS PULP	36	0	40	0	40	0	40	0	40	40
1.32	SEMI-CHEMICAL CONIFEROUS PULP	36	0	40	0	40	0	40	0	40	40
1.4	CHEMICAL PULP TOTAL	0	0	0	0	0	0	0	0	0	0
1.41	UNBLEACHED SULPHITE PULP	0	0	0	0	0	0	0	0	0	0
1.411	UNBLEACHED NON-CONIFEROUS SULPHITE PULP	0	0	0	0	0	0	0	0	0	0
1.412	UNBLEACHED CONIFEROUS SULPHITE PULP	0	0	0	0	0	0	0	0	0	0
1.42	BLEACHED SULPHITE PULP	0	0	0	0	0	0	0	0	0	0
1.421	BLEACHED NON-CONIFEROUS SULPHITE PULP	0	0	0	0	0	0	0	0	0	0
1.422	BLEACHED CONIFEROUS SULPHITE PULP	0	0	0	0	0	0	0	0	0	0
1.43	UNBLEACHED SULPHATE PULP	0	0	0	0	0	0	0	0	0	0
1.431	UNBLEACHED NON-CONIFEROUS SULPHATE PULP	0	0	0	0	0	0	0	0	0	0
1.432	UNBLEACHED CONIFEROUS SULPHATE PULP	0	0	0	0	0	0	0	0	0	0
1.44	BLEACHED SULPHATE+SODA PULP	0	0	0	0	0	0	0	0	0	0
1.441	BLEACHED NON-CONIFEROUS SULPHATE+SODA PULP	0	0	0	0	0	0	0	0	0	0
1.442	BLEACHED CONIFEROUS SULPHATE+SODA PULP	0	0	0	0	0	0	0	0	0	0
2	PULP OF OTHER FIBRE FOR PAPER AND BOARD	12	0	12	0	12	0	12	0	12	12
2.1	PULP OF STRAW	0	0	0	0	0	0	0	0	0	0
2.2	PULP OF BAGASSE	0	0	0	0	0	0	0	0	0	0
2.3	PULP OF BAMBOO	0	0	0	0	0	0	0	0	0	0
2.4	PULP OF OTHER FIBRE	12	0	12	0	12	0	12	0	12	12
3	DISSOLVING PULP,WOOD+OTHER RAW MATERIALS	0	0	0	0	0	0	0	0	0	0
3.1	NON-CONIFEROUS DISSOLVING PULP	0	0	0	0	0	0	0	0	0	0
3.2	CONIFEROUS DISSOLVING PULP	0	0	0	0	0	0	0	0	0	0

		1994	1995	1996	1997	1998	1999
		TOTAL CAPACITY IN 1000 METRIC TONS PER YEAR					
4	PAPER AND PAPERBOARD	122	178	178	178	178	178
4.1	NEWSPRINT	21	21	21	21	21	21
4.2	OTHER PRINTING AND WRITING PAPER	16	29	29	29	29	29
4.21	COATED PRINTING AND WRITING PAPER	2	2	2	2	2	2
4.211	COATED WOOD CONTAINING PRINT&WRITING PAPER	0	0	0	0	0	0
4.212	COATED WOODFREE PRINTING & WRITING PAPER	2	2	2	2	2	2
4.22	UNCOATED PRINTING AND WRITING PAPER	14	27	27	27	27	27
4.221	UNCOATED WOOD CONTAINING PRINT&WRIT PAPER	0	0	0	0	0	0
4.222	UNCOATED WOODFREE PRINTING & WRIT PAPER	14	27	27	27	27	27
4.3	OTHER PAPER AND PAPERBOARD	85	128	128	128	128	128
4.31	HOUSEHOLD AND SANITARY PAPER	7	8	8	8	8	8
4.32	WRAPPING AND PACKAGING PAPER AND BOARD	70	112	112	112	112	112
4.321	LINERBOARD	22	38	38	38	38	38
4.3211	KRAFT LINER	14	27	27	27	27	27
4.32111	UNBLEACHED KRAFT LINER	14	27	27	27	27	27
4.32112	BLEACHED KRAFT LINER	0	0	0	0	0	0
4.3212	OTHER LINERBOARD	8	11	11	11	11	11
4.322	FLUTING MEDIUM	15	32	32	32	32	32
4.3221	SEMI-CHEMICAL FLUTING MEDIUM	15	32	32	32	32	32
4.3222	OTHER FLUTING MEDIUM	0	0	0	0	0	0
4.323	KRAFT WRAPPING AND PACKAGING	18	27	27	27	27	27
4.3231	SACK KRAFT	12	15	15	15	15	15
4.3232	OTHER KRAFT WRAPPING AND PACKAGING	6	12	12	12	12	12
4.324	FOLDING BOXBOARD	15	15	15	15	15	15
4.3241	PULP BASED FOLDING BOXBOARD	15	15	15	15	15	15
4.32411	BLEACHED CHEMICAL PULP FOLDING BOXBOARD	0	0	0	0	0	0
4.32412	OTHER PULP BASED FOLDING BOXBOARD	15	15	15	15	15	15
4.3242	WASTE PAPER BASED FOLDING BOXBOARD	0	0	0	0	0	0
4.325	OTHER WRAPPING AND PACKAGING N.E.S.	0	0	0	0	0	0
4.3251	OTHER WRAPPING PAPER	0	0	0	0	0	0
4.3252	OTHER PACKAGING PAPERBOARD	0	0	0	0	0	0
4.33	OTHER PAPER AND PAPERBOARD N.E.S. TOTAL	8	8	8	8	8	8
4.331	OTHER PAPER N.E.S.	0	0	0	0	0	0
4.332	OTHER PAPERBOARD N.E.S.	8	8	8	8	8	8

*)

WOOD PULP FOR PAPER AND PAPERBOARD (1)

COUNTRY	1994 TOTAL CAPA-CITY	1994 OF WHICH MARKET PULP	1995 TOTAL CAPA-CITY	1995 OF WHICH MARKET PULP	1996 TOTAL CAPA-CITY	1996 OF WHICH MARKET PULP	1997 TOTAL CAPA-CITY	1997 OF WHICH MARKET PULP	1998 TOTAL CAPA-CITY	1999 TOTAL CAPA-CITY
	1000 METRIC TONS (AIR DRY) PER YEAR									
SOUTH AFRICA	1 450	390	1 450	390	1 450	390	1 450	390	1 450	1 450
ANGOLA	40	0	40	0	40	0	40	0	40	40
CAMEROON	.	.	.	.	.	.	.	.	.	.
GABON	175	125	175	125	175	125	175	125	175	175
KENYA	109	0	109	0	109	0	109	0	109	109
MADAGASCAR	9	0	9	0	9	0	9	0	9	9
MOROCCO	100	100	110	110	125	125	125	125	125	125
NIGERIA	313	0	313	0	313	0	313	0	313	313
SWAZILAND	185	185	199	199	216	199	216	199	216	216
TANZANIA	141	0	140	0	140	0	140	0	140	140
ZAMBIA	33	22	33	22	33	22	33	22	33	33
ZIMBABWE	96	0	104	0	104	0	104	0	104	104
CANADA	26 824	10 315	27 056	10 811	27 483	10 971	27 543	11 062	27 556	27 556
UNITED STATES	60 620	8 176	60 902	8 140	61 131	8 114	61 102	8 113	61 104	61 104
ARGENTINA	958	255	958	255	958	255	958	255	958	958
BOLIVIA	2	0	2	0	2	0	2	0	2	2
BRAZIL	6 378	2 666	6 460	2 636	6 731	2 836	6 934	2 931	7 233	7 303
CHILE	2 208	1 582	2 254	1 622	2 274	1 638	2 295	1 659	2 359	2 359
COLOMBIA	178	0	187	0	187	0	199	0	203	226
COSTA RICA	4	0	4	0	4	0	4	0	4	4
MEXICO	745	0	745	0	745	0	745	0	745	745
PERU	15	0	15	0	15	0	15	0	15	15
URUGUAY	42	0	42	0	44	0	44	0	44	44
VENEZUELA	91	0	111	0	111	0	111	0	111	111
JAPAN	14 814	766	14 597	726	14 545	726	14 545	726	14 545	14 545
BANGLADESH	65	0	65	0	65	0	65	0	65	65
CHINA	2 410	0	2 645	0	2 943	0	3 135	0	3 320	3 320
INDIA	1 100	192	1 100	299	1 197	467	1 218	467	1 264	1 264
INDONESIA	827	240	1 347	240	2 233	1 126	2 933	1 826	3 433	3 653
IRAN	270	0	270	0	270	0	270	0	270	270
KOREA DEM PEOPLES REP	56	0	56	0	56	0	56	0	56	56
KOREA,REPUBLIC OF	721	384	721	384	721	384	721	384	721	721
MALAYSIA	120	0	120	0	120	0	120	0	120	120
PHILIPPINES	169	0	169	0	169	0	169	0	169	169
SRI LANKA	5	0	5	0	5	0	6	0	6	6
SYRIA	0	0	0	0	30	0	30	0	30	30
THAILAND	104	57	128	80	303	155	303	155	303	303
TURKEY	522	0	522	0	522	0	522	0	522	522
VIETNAM	72	0	78	0	92	0	100	0	150	150
ALBANIA	22	.	22	.	22	.	22	.	22	22
BULGARIA	65	0	65	0	65	0	65	0	65	65
FORMER CZECHOSLOVAKIA	1 129	615	1 129	615	1 129	615	1 129	615	1 129	1 129
POLAND	1 003	22	1 003	22	1 003	22	1 003	22	1 003	1 003
ROMANIA	840	245	840	245	840	245	840	245	840	840
BELGIUM - LUXEMBOURG	545	0	545	0	545	0	545	0	545	545
DENMARK	68	70	70	70	70	70	70	70	70	70
FRANCE	3 295	1 100	3 370	1 140	3 430	1 200	3 470	1 200	3 570	3 570
GERMANY	2 050	200	2 050	200	2 050	200	2 137	200	2 137	2 137
GREECE	25	0	25	0	26	0	28	0	30	30
ITALY	460	0	470	0	470	0	470	0	470	470
NETHERLANDS	174	0	174	0	174	0	174	0	174	174
PORTUGAL	1 635	0	1 635	0	1 635	0	1 635	0	1 635	1 635
SPAIN	1 644	1 003	1 738	1 011	1 753	1 019	1 767	1 019	1 782	1 797
UNITED KINGDOM	775	0	780	0	782	0	783	0	783	783
FINLAND	11 255	1 775	11 455	1 700	12 090	1 915	12 605	2 010	12 915	13 160
NORWAY	2 640	605	2 645	615	2 725	615	2 750	615	2 760	2 760
SWEDEN	10 449	3 616	10 513	3 584	10 900	3 765	11 261	3 859	11 551	11 702
AUSTRIA	1 615	370	1 720	400	1 770	400	1 770	400	1 770	1 770
SWITZERLAND	360	165	360	165	360	165	360	165	360	360
FORMER YUGOSLAVIA	706	.	706	.	706	.	706	.	706	706
AUSTRALIA	1 207	27	1 198	28	1 211	28	1 226	28	1 236	1 236
NEW ZEALAND	1 603	660	1 603	660	1 603	660	1 603	660	1 603	1 603
RUSSIAN FED.	10 047	2 540	10 264	2 540	10 546	2 540	11 113	2 540	11 333	11 333

MECHANICAL PULP (1.1)

COUNTRY	1994 TOTAL CAPA-CITY	1994 OF WHICH MARKET PULP	1995 TOTAL CAPA-CITY	1995 OF WHICH MARKET PULP	1996 TOTAL CAPA-CITY	1996 OF WHICH MARKET PULP	1997 TOTAL CAPA-CITY	1997 OF WHICH MARKET PULP	1998 TOTAL CAPA-CITY	1999 TOTAL CAPA-CITY
	1000 METRIC TONS (AIR DRY) PER YEAR									
SOUTH AFRICA	220	0	220	0	220	0	220	0	220	220
KENYA	23	0	23	0	23	0	23	0	23	23
MADAGASCAR	6	0	6	0	6	0	6	0	6	6
NIGERIA	80	0	80	0	80	0	80	0	80	80
TANZANIA	20	0	20	0	20	0	20	0	20	20
ZIMBABWE	24	0	24	0	24	0	24	0	24	24
CANADA	3 404	14	3 413	14	3 269	14	3 157	14	3 157	3 157
UNITED STATES	3 002	0	2 964	0	2 977	0	2 986	0	2 991	2 991
ARGENTINA	50	5	50	5	50	5	50	5	50	50
BRAZIL	443	65	453	65	465	65	465	65	465	465
CHILE	235	0	241	0	245	0	245	0	245	245
URUGUAY	8	0	8	0	8	0	8	0	8	8
JAPAN	1 572	3	1 531	0	1 531	0	1 531	0	1 531	1 531
BANGLADESH	45	0	45	0	45	0	45	0	45	45
CHINA	525	0	595	0	630	0	660	0	694	694
INDIA	250	42	250	53	250	93	250	93	250	250
KOREA DEM PEOPLES REP	13	0	13	0	13	0	13	0	13	13
KOREA,REPUBLIC OF	220	0	220	0	220	0	220	0	220	220
PHILIPPINES	45	0	45	0	45	0	45	0	45	45
TURKEY	176	0	176	0	176	0	176	0	176	176
VIETNAM	19	0	27	0	34	0	36	0	52	52
ALBANIA	4	.	4	.	4	.	4	.	4	4
BULGARIA	6	0	6	0	6	0	6	0	6	6
FORMER CZECHOSLOVAKIA	153	0	153	0	153	0	153	0	153	153
POLAND	170	0	170	0	170	0	170	0	170	170
ROMANIA	119	0	119	0	119	0	119	0	119	119
BELGIUM - LUXEMBOURG	110	0	110	0	110	0	110	0	110	110
FRANCE	210	0	170	0	170	0	170	0	170	170
GERMANY	1 000	0	1 000	0	1 000	0	1 070	0	1 070	1 070
ITALY	330	0	330	0	330	0	330	0	330	330
SPAIN	157	45	158	46	160	46	161	46	163	165
UNITED KINGDOM	.	.	.	0	.	0	.	0	.	.
FINLAND	2 430	0	2 455	0	2 580	0	2 865	0	2 880	2 900
NORWAY	550	100	570	100	500	100	500	100	510	510
SWEDEN	479	142	521	142	499	142	490	147	427	431
AUSTRIA	310	0	320	0	330	0	330	0	330	330
SWITZERLAND	220	25	220	25	220	25	220	25	220	220
FORMER YUGOSLAVIA	144	.	144	.	144	.	144	.	144	144
AUSTRALIA	54	0	54	0	53	0	53	0	53	53
NEW ZEALAND	378	0	378	0	378	0	378	0	378	378
RUSSIAN FED.	2 050	0	2 050	0	1 994	0	1 994	0	1 994	1 994

MECHANICAL NON-CONIFEROUS PULP (1.11)

COUNTRY	1994 TOTAL CAPA-CITY	1994 OF WHICH MARKET PULP	1995 TOTAL CAPA-CITY	1995 OF WHICH MARKET PULP	1996 TOTAL CAPA-CITY	1996 OF WHICH MARKET PULP	1997 TOTAL CAPA-CITY	1997 OF WHICH MARKET PULP	1998 TOTAL CAPA-CITY	1999 TOTAL CAPA-CITY
	1000 METRIC TONS (AIR DRY) PER YEAR									
NIGERIA	80	0	80	0	80	0	80	0	80	80
CANADA	.	.	.	.	.	.	.	.	.	.
UNITED STATES	150	0	148	0	149	0	149	0	150	150
ARGENTINA	50	5	50	5	50	5	50	5	50	50
URUGUAY	6	0	6	0	6	0	6	0	6	6
BANGLADESH	45	0	45	0	45	0	45	0	45	45
CHINA	.	0	.	0	.	0	.	0	.	.
INDIA	250	42	250	53	250	93	250	93	250	250
KOREA DEM PEOPLES REP	.	0	.	0	.	0	.	0	.	.
KOREA,REPUBLIC OF	.	.	.	0	.	0	.	0	.	.
PHILIPPINES	45	0	45	0	45	0	45	0	45	45
ALBANIA	2	.	2	.	2	.	2	.	2	2
ROMANIA	15	0	15	0	15	0	15	0	15	15
ITALY	.	.	.	0	.	0	.	0	.	.
SPAIN	.	.	.	.	.	.	.	.	.	.
UNITED KINGDOM	.	.	.	0	.	0	.	0	.	.
SWEDEN	.	.	.	.	.	.	.	.	.	.
SWITZERLAND	.	.	.	.	.	.	.	.	.	.
FORMER YUGOSLAVIA	.	.	.	.	.	.	.	.	.	.

MECHANICAL CONIFEROUS PULP (1.12)

COUNTRY	1994 TOTAL CAPA-CITY	1994 OF WHICH MARKET PULP	1995 TOTAL CAPA-CITY	1995 OF WHICH MARKET PULP	1996 TOTAL CAPA-CITY	1996 OF WHICH MARKET PULP	1997 TOTAL CAPA-CITY	1997 OF WHICH MARKET PULP	1998 TOTAL CAPA-CITY	1999 TOTAL CAPA-CITY
	1000 METRIC TONS (AIR DRY) PER YEAR									
SOUTH AFRICA	220	0	220	0	220	0	220	0	220	220
KENYA	23	0	23	0	23	0	23	0	23	23
MADAGASCAR	6	0	6	0	6	0	6	0	6	6
TANZANIA	20	0	20	0	20	0	20	0	20	20
ZIMBABWE	24	0	24	0	24	0	24	0	24	24
CANADA	.	.	.	.	.	.	.	.	.	.
UNITED STATES	2 852	0	2 816	0	2 828	0	2 837	0	2 841	2 841
BRAZIL	443	65	453	65	465	65	465	65	465	465
CHILE	235	0	241	0	245	0	245	0	245	245
URUGUAY	2	0	2	0	2	0	2	0	2	2
JAPAN	1 572	3	1 531	0	1 531	0	1 531	0	1 531	1 531
CHINA	.	0	.	0	.	0	.	0	.	.
KOREA DEM PEOPLES REP	.	0	.	0	.	0	.	0	.	.
KOREA,REPUBLIC OF	.	.	.	0	.	0	.	0	.	.
TURKEY	176	0	176	0	176	0	176	0	176	176
VIETNAM	19	0	27	0	34	0	36	0	52	52
ALBANIA	2	.	2	.	2	.	2	.	2	2
BULGARIA	6	0	6	0	6	0	6	0	6	6
FORMER CZECHOSLOVAKIA	153	0	153	0	153	0	153	0	153	153
POLAND	170	0	170	0	170	0	170	0	170	170
ROMANIA	104	0	104	0	104	0	104	0	104	104
BELGIUM - LUXEMBOURG	110	0	110	0	110	0	110	0	110	110
FRANCE	190	0	170	0	170	0	170	0	170	170
GERMANY	1 000	0	1 000	0	1 000	0	1 070	0	1 070	1 070
ITALY	.	.	.	0	.	0	.	0	.	.
SPAIN	.	.	.	.	.	.	.	.	.	.
UNITED KINGDOM	.	.	.	0	.	0	.	0	.	.
FINLAND	2 430	0	2 455	0	2 580	0	2 865	0	2 880	2 900
NORWAY	550	100	570	100	500	100	500	100	510	510
SWEDEN	.	.	.	.	.	.	.	.	.	.
AUSTRIA	310	0	320	0	330	0	330	0	330	330
SWITZERLAND	.	.	.	.	.	.	.	.	.	.
FORMER YUGOSLAVIA	.	.	.	.	.	.	.	.	.	.
AUSTRALIA	54	0	54	0	53	0	53	0	53	53
NEW ZEALAND	378	0	378	0	378	0	378	0	378	378
RUSSIAN FED.	2 050	0	2 050	0	1 994	0	1 994	0	1 994	1 994

THERMO-MECHANICAL PULP (1.2)

COUNTRY	1994 TOTAL CAPA-CITY	1994 OF WHICH MARKET PULP	1995 TOTAL CAPA-CITY	1995 OF WHICH MARKET PULP	1996 TOTAL CAPA-CITY	1996 OF WHICH MARKET PULP	1997 TOTAL CAPA-CITY	1997 OF WHICH MARKET PULP	1998 TOTAL CAPA-CITY	1999 TOTAL CAPA-CITY
	1000 METRIC TONS (AIR DRY) PER YEAR									
SOUTH AFRICA	150	0	150	0	150	0	150	0	150	150
ZAMBIA	33	22	33	22	33	22	33	22	33	33
CANADA	8 945	1 621	9 030	1 868	9 431	2 024	9 560	2 053	9 575	9 575
UNITED STATES	3 522	0	3 524	0	3 526	0	3 512	0	3 497	3 497
ARGENTINA	60	10	60	10	60	10	60	10	60	60
BRAZIL	254	23	279	23	279	23	279	23	279	279
CHILE	40	0	40	0	40	0	40	0	40	40
COLOMBIA	8	0	15	0	13	0	21	0	21	32
COSTA RICA	4	0	4	0	4	0	4	0	4	4
MEXICO	281	0	281	0	281	0	281	0	281	281
JAPAN	1 855	0	1 855	0	1 855	0	1 855	0	1 855	1 855
CHINA	55	0	60	0	65	0	68	0	70	70
IRAN	60	0	60	0	60	0	60	0	60	60
KOREA,REPUBLIC OF	117	0	117	0	117	0	117	0	117	117
PHILIPPINES	11	0	11	0	11	0	11	0	11	11
TURKEY	80	0	80	0	80	0	80	0	80	80
BELGIUM - LUXEMBOURG	195	0	195	0	195	0	195	0	195	195
FRANCE	900	0	900	0	900	0	940	0	1 040	1 040
GERMANY	340	0	340	0	340	0	340	0	340	340
GREECE	25	0	25	0	26	0	28	0	30	30
ITALY	130	0	140	0	140	0	140	0	140	140
NETHERLANDS	174	0	174	0	174	0	174	0	174	174
UNITED KINGDOM	.	.	.	0	.	0	.	0	.	.
FINLAND	2 750	140	2 820	140	2 865	150	2 820	150	2 825	2 825
NORWAY	1 300	130	1 270	140	1 420	140	1 445	140	1 445	1 445
SWEDEN	2 432	276	2 385	278	2 533	310	2 682	255	2 819	2 856
AUSTRIA	160	0	160	0	170	0	170	0	170	170
AUSTRALIA	417	0	424	0	424	0	428	0	428	428
NEW ZEALAND	343	320	343	320	343	320	343	320	343	343
RUSSIAN FED.	600	0	600	0	870	0	1 390	0	1 590	1 590

THERMO-MECHANICAL NON-CONIFEROUS PULP (1.21)

COUNTRY	1994 TOTAL CAPA-CITY	1994 OF WHICH MARKET PULP	1995 TOTAL CAPA-CITY	1995 OF WHICH MARKET PULP	1996 TOTAL CAPA-CITY	1996 OF WHICH MARKET PULP	1997 TOTAL CAPA-CITY	1997 OF WHICH MARKET PULP	1998 TOTAL CAPA-CITY	1999 TOTAL CAPA-CITY
	1000 METRIC TONS (AIR DRY) PER YEAR									
CANADA	.	.	.	.	.	.	.	.	.	.
UNITED STATES	176	0	176	0	176	0	176	0	175	175
COSTA RICA	4	0	4	0	4	0	4	0	4	4
MEXICO	.	.	.	0	.	0	.	0	.	.
CHINA	.	0	.	0	.	0	.	0	.	.
IRAN	60	0	60	0	60	0	60	0	60	60
KOREA,REPUBLIC OF	.	.	.	0	.	0	.	0	.	.
PHILIPPINES	11	0	11	0	11	0	11	0	11	11
FRANCE	70	0	70	0	70	0	70	0	70	70
GREECE	.	.	.	.	.	.	.	.	.	.
ITALY	.	.	.	0	.	0	.	0	.	.
NETHERLANDS	.	.	.	.	.	.	.	.	.	.
UNITED KINGDOM	.	.	.	0	.	0	.	0	.	.
SWEDEN	.	.	.	.	.	.	.	.	.	.
AUSTRALIA	7	0	7	0	8	0	8	0	8	8
RUSSIAN FED.	250	0	250	0	270	0	790	0	990	990

THERMO-MECHANICAL CONIFEROUS PULP (1.22)

COUNTRY	1994 TOTAL CAPA-CITY	1994 OF WHICH MARKET PULP	1995 TOTAL CAPA-CITY	1995 OF WHICH MARKET PULP	1996 TOTAL CAPA-CITY	1996 OF WHICH MARKET PULP	1997 TOTAL CAPA-CITY	1997 OF WHICH MARKET PULP	1998 TOTAL CAPA-CITY	1999 TOTAL CAPA-CITY
	1000 METRIC TONS (AIR DRY) PER YEAR									
SOUTH AFRICA	150	0	150	0	150	0	150	0	150	150
ZAMBIA	33	22	33	22	33	22	33	22	33	33
CANADA	.	.	.	.	.	.	.	.	.	.
UNITED STATES	3 346	0	3 348	0	3 350	0	3 336	0	3 322	3 322
ARGENTINA	60	10	60	10	60	10	60	10	60	60
BRAZIL	254	23	279	23	279	23	279	23	279	279
CHILE	40	0	40	0	40	0	40	0	40	40
COLOMBIA	8	0	15	0	13	0	21	0	21	32
MEXICO	.	.	.	0	.	0	.	0	.	.
JAPAN	1 855	0	1 855	0	1 855	0	1 855	0	1 855	1 855
CHINA	.	0	.	0	.	0	.	0	.	.
KOREA, REPUBLIC OF	.	.	.	0	.	0	.	0	.	.
TURKEY	80	0	80	0	80	0	80	0	80	80
BELGIUM - LUXEMBOURG	195	0	195	0	195	0	195	0	195	195
FRANCE	830	0	830	0	830	0	870	0	970	970
GERMANY	340	0	340	0	340	0	340	0	340	340
GREECE	.	.	.	.	.	.	.	.	.	.
ITALY	.	.	.	0	.	0	.	0	.	.
NETHERLANDS	.	.	.	.	.	.	.	.	.	.
UNITED KINGDOM	.	.	.	0	.	0	.	0	.	.
FINLAND	2 750	140	2 820	140	2 865	150	2 820	150	2 825	2 825
NORWAY	1 300	130	1 270	140	1 420	140	1 445	140	1 445	1 445
SWEDEN	.	.	.	.	.	.	.	.	.	.
AUSTRIA	160	0	160	0	170	0	170	0	170	170
AUSTRALIA	410	0	417	0	416	0	420	0	420	420
NEW ZEALAND	343	320	343	320	343	320	343	320	343	343
RUSSIAN FED.	350	0	350	0	600	0	600	0	600	600

SEMI-CHEMICAL PULP (1.3)

COUNTRY	1994 TOTAL CAPA-CITY	1994 OF WHICH MARKET PULP	1995 TOTAL CAPA-CITY	1995 OF WHICH MARKET PULP	1996 TOTAL CAPA-CITY	1996 OF WHICH MARKET PULP	1997 TOTAL CAPA-CITY	1997 OF WHICH MARKET PULP	1998 TOTAL CAPA-CITY	1999 TOTAL CAPA-CITY
	1000 METRIC TONS (AIR DRY) PER YEAR									
SOUTH AFRICA	164	0	164	0	164	0	164	0	164	164
MADAGASCAR	3	0	3	0	3	0	3	0	3	3
NIGERIA	9	0	9	0	9	0	9	0	9	9
ZIMBABWE	72	0	80	0	80	0	80	0	80	80
CANADA	406	0	409	0	489	0	489	0	489	489
UNITED STATES	3 999	0	3 999	0	3 999	0	3 999	0	3 999	3 999
ARGENTINA	230	10	230	10	230	10	230	10	230	230
BRAZIL	60	0	60	0	60	0	60	0	60	60
COLOMBIA	36	0	45	0	43	0	38	0	51	49
URUGUAY	3	0	3	0	4	0	4	0	4	4
JAPAN	749	17	656	17	656	17	656	17	656	656
CHINA	68	0	80	0	88	0	92	0	94	94
INDONESIA	86	0	86	0	86	0	86	0	86	86
IRAN	90	0	90	0	90	0	90	0	90	90
MALAYSIA	120	0	120	0	120	0	120	0	120	120
TURKEY	28	0	28	0	28	0	28	0	28	28
FORMER CZECHOSLOVAKIA	80	0	80	0	80	0	80	0	80	80
POLAND	145	0	145	0	145	0	145	0	145	145
ROMANIA	55	0	55	0	55	0	55	0	55	55
DENMARK	68	70	70	70	70	70	70	70	70	70
FRANCE	140	0	140	0	140	0	140	0	140	140
UNITED KINGDOM	.	.	.	0	.	0	.	0	.	.
FINLAND	.	.	.	0	.	0	.	0	.	.
NORWAY	100	40	100	40	100	40	100	40	100	100
SWEDEN	272	0	275	0	277	0	277	0	277	277
AUSTRIA	.	.	.	.	.	.	.	.	.	.
FORMER YUGOSLAVIA	68	.	68	.	68	.	68	.	68	68
AUSTRALIA	253	0	254	0	254	0	254	0	254	254
NEW ZEALAND	89	0	89	0	89	0	89	0	89	89
RUSSIAN FED.	400	0	400	0	400	0	400	0	400	400

SEMI-CHEMICAL NON-CONIFEROUS PULP (1.31)

COUNTRY	1994 TOTAL CAPA-CITY	1994 OF WHICH MARKET PULP	1995 TOTAL CAPA-CITY	1995 OF WHICH MARKET PULP	1996 TOTAL CAPA-CITY	1996 OF WHICH MARKET PULP	1997 TOTAL CAPA-CITY	1997 OF WHICH MARKET PULP	1998 TOTAL CAPA-CITY	1999 TOTAL CAPA-CITY
	1000 METRIC TONS (AIR DRY) PER YEAR									
SOUTH AFRICA	162	0	162	0	162	0	162	0	162	162
MADAGASCAR	3	0	3	0	3	0	3	0	3	3
NIGERIA	9	0	9	0	9	0	9	0	9	9
ZIMBABWE	36	0	40	0	40	0	40	0	40	40
CANADA	.	.	.	.	.	.	.	.	.	.
UNITED STATES	3 999	0	3 999	0	3 999	0	3 999	0	3 999	3 999
ARGENTINA	230	10	230	10	230	10	230	10	230	230
BRAZIL	60	0	60	0	60	0	60	0	60	60
COLOMBIA	33	0	42	0	40	0	35	0	48	46
URUGUAY	3	0	3	0	4	0	4	0	4	4
JAPAN	.	.	.	.	.	.	.	.	.	.
CHINA	.	0	.	0	.	0	.	0	.	.
INDONESIA	86	0	86	0	86	0	86	0	86	86
IRAN	90	0	90	0	90	0	90	0	90	90
MALAYSIA	120	0	120	0	120	0	120	0	120	120
TURKEY	28	0	28	0	28	0	28	0	28	28
FORMER CZECHOSLOVAKIA	80	0	80	0	80	0	80	0	80	80
POLAND	145	0	145	0	145	0	145	0	145	145
ROMANIA	55	0	55	0	55	0	55	0	55	55
DENMARK	68	70	70	70	70	70	70	70	70	70
FRANCE	140	0	140	0	140	0	140	0	140	140
UNITED KINGDOM	.	.	.	0	.	0	.	0	.	.
FINLAND	.	.	.	0	.	0	.	0	.	.
NORWAY	100	40	100	40	100	40	100	40	100	100
SWEDEN	.	.	.	.	.	.	.	.	.	.
AUSTRIA	.	.	.	.	.	.	.	.	.	.
FORMER YUGOSLAVIA	.	.	.	.	.	.	.	.	.	.
AUSTRALIA	253	0	254	0	254	0	254	0	254	254
NEW ZEALAND	39	0	39	0	39	0	39	0	39	39
RUSSIAN FED.	400	0	400	0	400	0	400	0	400	400

SEMI-CHEMICAL CONIFEROUS PULP (1.32)

COUNTRY	1994		1995		1996		1997		1998	1999
	TOTAL CAPA-CITY	OF WHICH MARKET PULP	TOTAL CAPA-CITY	OF WHICH MARKET PULP	TOTAL CAPA-CITY	OF WHICH MARKET PULP	TOTAL CAPA-CITY	OF WHICH MARKET PULP	TOTAL CAPA-CITY	TOTAL CAPA-CITY
	1000 METRIC TONS (AIR DRY) PER YEAR									
SOUTH AFRICA	2	0	2	0	2	0	2	0	2	2
ZIMBABWE	36	0	40	0	40	0	40	0	40	40
CANADA	.	.	.	.	.	.	.	.	.	.
COLOMBIA	3	0	3	0	3	0	3	0	3	3
JAPAN	.	.	.	.	.	.	.	.	.	.
CHINA	.	0	.	0	.	0	.	0	.	.
UNITED KINGDOM	.	.	.	0	.	0	.	0	.	.
SWEDEN	.	.	.	.	.	.	.	.	.	.
AUSTRIA	.	.	.	.	.	.	.	.	.	.
FORMER YUGOSLAVIA	.	.	.	.	.	.	.	.	.	.
NEW ZEALAND	50	0	50	0	50	0	50	0	50	50

CHEMICAL PULP TOTAL (1.4)

COUNTRY	1994 TOTAL CAPA-CITY	1994 OF WHICH MARKET PULP	1995 TOTAL CAPA-CITY	1995 OF WHICH MARKET PULP	1996 TOTAL CAPA-CITY	1996 OF WHICH MARKET PULP	1997 TOTAL CAPA-CITY	1997 OF WHICH MARKET PULP	1998 TOTAL CAPA-CITY	1999 TOTAL CAPA-CITY
	1000 METRIC TONS (AIR DRY) PER YEAR									
SOUTH AFRICA	916	390	916	390	916	390	916	390	916	916
ANGOLA	40	0	40	0	40	0	40	0	40	40
CAMEROON	.	.	.	.	.	.	.	.	.	.
GABON	175	125	175	125	175	125	175	125	175	175
KENYA	86	0	86	0	86	0	86	0	86	86
MOROCCO	100	100	110	110	125	125	125	125	125	125
NIGERIA	224	0	224	0	224	0	224	0	224	224
SWAZILAND	185	185	199	199	216	199	216	199	216	216
TANZANIA	121	0	120	0	120	0	120	0	120	120
CANADA	14 069	8 680	14 204	8 929	14 294	8 933	14 337	8 995	14 335	14 335
UNITED STATES	50 097	8 176	50 415	8 140	50 629	8 114	50 605	8 113	50 617	50 617
ARGENTINA	618	230	618	230	618	230	618	230	618	618
BOLIVIA	2	0	2	0	2	0	2	0	2	2
BRAZIL	5 621	2 578	5 668	2 548	5 927	2 748	6 130	2 843	6 429	6 499
CHILE	1 933	1 582	1 973	1 622	1 989	1 638	2 010	1 659	2 074	2 074
COLOMBIA	134	0	127	0	131	0	140	0	131	145
MEXICO	464	0	464	0	464	0	464	0	464	464
PERU	15	0	15	0	15	0	15	0	15	15
URUGUAY	31	0	31	0	32	0	32	0	32	32
VENEZUELA	91	0	111	0	111	0	111	0	111	111
JAPAN	10 638	746	10 555	709	10 503	709	10 503	709	10 503	10 503
BANGLADESH	20	0	20	0	20	0	20	0	20	20
CHINA	1 712	0	1 910	0	2 160	0	2 315	0	2 462	2 462
INDIA	850	150	850	246	947	374	968	374	1 014	1 014
INDONESIA	741	240	1 261	240	2 147	1 126	2 847	1 826	3 347	3 567
IRAN	120	0	120	0	120	0	120	0	120	120
KOREA DEM PEOPLES REP	43	0	43	0	43	0	43	0	43	43
KOREA,REPUBLIC OF	384	384	384	384	384	384	384	384	384	384
PHILIPPINES	113	0	113	0	113	0	113	0	113	113
SRI LANKA	5	0	5	0	5	0	6	0	6	6
SYRIA	0	0	0	0	30	0	30	0	30	30
THAILAND	104	57	128	80	303	155	303	155	303	303
TURKEY	238	0	238	0	238	0	238	0	238	238
VIETNAM	53	0	51	0	58	0	64	0	98	98
ALBANIA	18	0	18	0	18	0	18	0	18	18
BULGARIA	59	0	59	0	59	0	59	0	59	59
FORMER CZECHOSLOVAKIA	896	615	896	615	896	615	896	615	896	896
POLAND	688	22	688	22	688	22	688	22	688	688
ROMANIA	666	245	666	245	666	245	666	245	666	666
BELGIUM - LUXEMBOURG	240	0	240	0	240	0	240	0	240	240
FRANCE	2 045	1 100	2 160	1 140	2 220	1 200	2 220	1 200	2 220	2 220
GERMANY	710	200	710	200	710	200	727	200	727	727
PORTUGAL	1 635	0	1 635	0	1 635	0	1 635	0	1 635	1 635
SPAIN	1 487	958	1 580	965	1 593	973	1 606	973	1 619	1 632
UNITED KINGDOM	.	.	.	0	.	0	.	0	.	.
FINLAND	6 075	1 635	6 180	1 560	6 645	1 765	6 920	1 860	7 210	7 435
NORWAY	690	335	705	335	705	335	705	335	705	705
SWEDEN	7 266	3 198	7 332	3 164	7 591	3 313	7 812	3 457	8 028	8 138
AUSTRIA	1 145	370	1 240	400	1 270	400	1 270	400	1 270	1 270
SWITZERLAND	140	140	140	140	140	140	140	140	140	140
FORMER YUGOSLAVIA	494	.	494	.	494	.	494	.	494	494
AUSTRALIA	483	27	466	28	480	28	491	28	501	501
NEW ZEALAND	793	340	793	340	793	340	793	340	793	793
RUSSIAN FED.	6 997	2 540	7 214	2 540	7 282	2 540	7 329	2 540	7 349	7 349

UNBLEACHED SULPHITE PULP (1.41)

COUNTRY	1994		1995		1996		1997		1998	1999
	TOTAL CAPA-CITY	OF WHICH MARKET PULP	TOTAL CAPA-CITY	OF WHICH MARKET PULP	TOTAL CAPA-CITY	OF WHICH MARKET PULP	TOTAL CAPA-CITY	OF WHICH MARKET PULP	TOTAL CAPA-CITY	TOTAL CAPA-CITY
	1000 METRIC TONS (AIR DRY) PER YEAR									
CANADA	535	0	536	0	538	0	536	0	536	536
CHILE	25	0	25	0	25	0	25	0	25	25
PERU	.	0	.	0	.	0	.	0	.	.
VENEZUELA	.	.	.	0	.	0	.	0	.	.
CHINA	19	0	20	0	21	0	22	0	22	22
KOREA DEM PEOPLES REP	.	0	.	0	.	0	.	0	.	.
THAILAND	.	.	.	.	.	.	.	.	.	.
TURKEY	24	0	24	0	24	0	24	0	24	24
ALBANIA	1	0	1	0	1	0	1	0	1	1
FORMER CZECHOSLOVAKIA	152	144	152	144	152	144	152	144	152	152
POLAND	38	0	38	0	38	0	38	0	38	38
ROMANIA	73	10	73	10	73	10	73	10	73	73
UNITED KINGDOM	.	.	.	0	.	0	.	0	.	.
NORWAY	35	0	40	0	40	0	40	0	40	40
AUSTRIA	50	0	60	0	60	0	60	0	60	60
SWITZERLAND	.	.	.	.	.	.	.	.	.	.
FORMER YUGOSLAVIA	57	.	57	.	57	.	57	.	57	57
AUSTRALIA	25	0	25	0	25	0	25	0	25	25
RUSSIAN FED.	1 029	227	1 129	227	1 130	227	1 068	227	1 068	1 068

UNBLEACHED NON-CONIFEROUS SULPHITE PULP (1.411)

COUNTRY	1994		1995		1996		1997		1998	1999
	TOTAL CAPA-CITY	OF WHICH MARKET PULP	TOTAL CAPA-CITY	OF WHICH MARKET PULP	TOTAL CAPA-CITY	OF WHICH MARKET PULP	TOTAL CAPA-CITY	OF WHICH MARKET PULP	TOTAL CAPA-CITY	TOTAL CAPA-CITY
	1000 METRIC TONS (AIR DRY) PER YEAR									
CANADA	.	.	.	.	.	.	.	.	.	.
PERU	.	0	.	0	.	0	.	0	.	.
VENEZUELA	.	.	.	0	.	0	.	0	.	.
CHINA	.	0	.	0	.	0	.	0	.	.
KOREA DEM PEOPLES REP	.	0	.	0	.	0	.	0	.	.
THAILAND	.	.	.	.	.	.	.	.	.	.
UNITED KINGDOM	.	.	.	0	.	0	.	0	.	.
AUSTRIA	50	0	60	0	60	0	60	0	60	60
SWITZERLAND	.	.	.	.	.	.	.	.	.	.
FORMER YUGOSLAVIA	.	.	.	.	.	.	.	.	.	.

UNBLEACHED CONIFEROUS SULPHITE PULP (1.412)

COUNTRY	1994		1995		1996		1997		1998	1999
	TOTAL CAPA-CITY	OF WHICH MARKET PULP	TOTAL CAPA-CITY	OF WHICH MARKET PULP	TOTAL CAPA-CITY	OF WHICH MARKET PULP	TOTAL CAPA-CITY	OF WHICH MARKET PULP	TOTAL CAPA-CITY	TOTAL CAPA-CITY
	1000 METRIC TONS (AIR DRY) PER YEAR									
CANADA	.	.	.	.	.	.	.	.	.	.
CHILE	25	0	25	0	25	0	25	0	25	25
PERU	.	0	.	0	.	0	.	0	.	.
VENEZUELA	.	.	.	0	.	0	.	0	.	.
CHINA	.	0	.	0	.	0	.	0	.	.
KOREA DEM PEOPLES REP	.	0	.	0	.	0	.	0	.	.
THAILAND	.	.	.	.	.	.	.	.	.	.
TURKEY	24	0	24	0	24	0	24	0	24	24
ALBANIA	1	0	1	0	1	0	1	0	1	1
FORMER CZECHOSLOVAKIA	152	144	152	144	152	144	152	144	152	152
POLAND	38	0	38	0	38	0	38	0	38	38
ROMANIA	73	10	73	10	73	10	73	10	73	73
UNITED KINGDOM	.	.	.	0	.	0	.	0	.	.
NORWAY	35	0	40	0	40	0	40	0	40	40
SWITZERLAND	.	.	.	.	.	.	.	.	.	.
FORMER YUGOSLAVIA	.	.	.	.	.	.	.	.	.	.
AUSTRALIA	25	0	25	0	25	0	25	0	25	25
RUSSIAN FED.	1 029	227	1 129	227	1 130	227	1 068	227	1 068	1 068

BLEACHED SULPHITE PULP (1.42)

COUNTRY	1994 TOTAL CAPA-CITY	1994 OF WHICH MARKET PULP	1995 TOTAL CAPA-CITY	1995 OF WHICH MARKET PULP	1996 TOTAL CAPA-CITY	1996 OF WHICH MARKET PULP	1997 TOTAL CAPA-CITY	1997 OF WHICH MARKET PULP	1998 TOTAL CAPA-CITY	1999 TOTAL CAPA-CITY
	1000 METRIC TONS (AIR DRY) PER YEAR									
CANADA	407	188	407	188	408	189	407	188	407	407
UNITED STATES	1 291	194	1 291	194	1 294	194	1 296	194	1 296	1 296
ARGENTINA	40	10	40	10	40	10	40	10	40	40
BRAZIL	24	24	24	24	24	24	24	24	24	24
PERU	.	0	.	0	.	0	.	0	.	.
URUGUAY	3	0	3	0	3	0	3	0	3	3
VENEZUELA	.	.	.	0	.	0	.	0	.	.
JAPAN	29	10	8	3	8	3	8	3	8	8
CHINA	110	0	116	0	122	0	128	0	130	130
KOREA DEM PEOPLES REP	.	0	.	0	.	0	.	0	.	.
THAILAND	.	.	.	.	.	.	.	.	.	.
TURKEY	20	0	20	0	20	0	20	0	20	20
FORMER CZECHOSLOVAKIA	244	212	244	212	244	212	244	212	244	244
POLAND	55	0	55	0	55	0	55	0	55	55
ROMANIA	35	5	35	5	35	5	35	5	35	35
FRANCE	300	300	300	300	300	300	300	300	300	300
GERMANY	710	200	710	200	710	200	727	200	727	727
PORTUGAL	85	0	85	0	85	0	85	0	85	85
UNITED KINGDOM	.	.	.	0	.	0	.	0	.	.
NORWAY	145	85	145	85	145	85	145	85	145	145
SWEDEN	742	359	744	359	762	334	762	320	797	812
AUSTRIA	430	100	480	110	490	110	490	110	490	490
SWITZERLAND	.	.	.	.	.	.	.	.	.	.
FORMER YUGOSLAVIA	74	.	74	.	74	.	74	.	74	74
AUSTRALIA	76	20	80	20	80	20	80	20	80	80
RUSSIAN FED.	1 029	313	1 029	313	1 069	313	1 069	313	1 089	1 089

BLEACHED NON-CONIFEROUS SULPHITE PULP (1.421)

COUNTRY	1994		1995		1996		1997		1998	1999
	TOTAL CAPA-CITY	OF WHICH MARKET PULP	TOTAL CAPA-CITY	OF WHICH MARKET PULP	TOTAL CAPA-CITY	OF WHICH MARKET PULP	TOTAL CAPA-CITY	OF WHICH MARKET PULP	TOTAL CAPA-CITY	TOTAL CAPA-CITY
	1000 METRIC TONS (AIR DRY) PER YEAR									
CANADA	.	.	.	.	.	.	.	.	.	.
UNITED STATES	387	0	387	0	388	0	389	0	389	389
ARGENTINA	10	10	10	10	10	10	10	10	10	10
PERU	.	0	.	0	.	0	.	0	.	.
URUGUAY	3	0	3	0	3	0	3	0	3	3
VENEZUELA	.	.	.	0	.	0	.	0	.	.
JAPAN	.	.	.	.	.	.	.	.	.	.
CHINA	.	0	.	0	.	0	.	0	.	.
KOREA DEM PEOPLES REP	.	0	.	0	.	0	.	0	.	.
THAILAND	.	.	.	.	.	.	.	.	.	.
FORMER CZECHOSLOVAKIA	58	43	58	43	58	43	58	43	58	58
FRANCE	40	40	40	40	40	40	40	40	40	40
GERMANY	290	80	290	80	290	80	307	80	307	307
PORTUGAL	85	0	85	0	85	0	85	0	85	85
UNITED KINGDOM	.	.	.	0	.	0	.	0	.	.
NORWAY	25	0	25	0	25	0	25	0	25	25
SWEDEN	.	.	.	.	.	.	.	.	.	.
AUSTRIA	30	0	30	0	30	0	30	0	30	30
SWITZERLAND	.	.	.	.	.	.	.	.	.	.
FORMER YUGOSLAVIA	.	.	.	.	.	.	.	.	.	.
AUSTRALIA	23	0	27	0	27	0	27	0	27	27

BLEACHED CONIFEROUS SULPHITE PULP (1.422)

COUNTRY	1994 TOTAL CAPA-CITY	1994 OF WHICH MARKET PULP	1995 TOTAL CAPA-CITY	1995 OF WHICH MARKET PULP	1996 TOTAL CAPA-CITY	1996 OF WHICH MARKET PULP	1997 TOTAL CAPA-CITY	1997 OF WHICH MARKET PULP	1998 TOTAL CAPA-CITY	1999 TOTAL CAPA-CITY
	1000 METRIC TONS (AIR DRY) PER YEAR									
CANADA	.	.	.	.	.	.	.	.	.	.
UNITED STATES	904	194	904	194	906	194	907	194	907	907
ARGENTINA	30	0	30	0	30	0	30	0	30	30
BRAZIL	24	24	24	24	24	24	24	24	24	24
PERU	.	0	.	0	.	0	.	0	.	.
VENEZUELA	.	.	.	0	.	0	.	0	.	.
JAPAN	.	.	.	.	.	.	.	.	.	.
CHINA	.	0	.	0	.	0	.	0	.	.
KOREA DEM PEOPLES REP	.	0	.	0	.	0	.	0	.	.
THAILAND	.	.	.	.	.	.	.	.	.	.
TURKEY	20	0	20	0	20	0	20	0	20	20
FORMER CZECHOSLOVAKIA	186	169	186	169	186	169	186	169	186	186
POLAND	55	0	55	0	55	0	55	0	55	55
ROMANIA	35	5	35	5	35	5	35	5	35	35
FRANCE	260	260	260	260	260	260	260	260	260	260
GERMANY	420	120	420	120	420	120	420	120	420	420
UNITED KINGDOM	.	.	.	0	.	0	.	0	.	.
NORWAY	120	85	120	85	120	85	120	85	120	120
SWEDEN	.	.	.	.	.	.	.	.	.	.
AUSTRIA	400	100	450	110	460	110	460	110	460	460
SWITZERLAND	.	.	.	.	.	.	.	.	.	.
FORMER YUGOSLAVIA	.	.	.	.	.	.	.	.	.	.
AUSTRALIA	53	20	53	20	53	20	53	20	53	53
RUSSIAN FED.	1 029	313	1 029	313	1 069	313	1 069	313	1 089	1 089

UNBLEACHED SULPHATE PULP (1.43)

COUNTRY	1994 TOTAL CAPA-CITY	1994 OF WHICH MARKET PULP	1995 TOTAL CAPA-CITY	1995 OF WHICH MARKET PULP	1996 TOTAL CAPA-CITY	1996 OF WHICH MARKET PULP	1997 TOTAL CAPA-CITY	1997 OF WHICH MARKET PULP	1998 TOTAL CAPA-CITY	1999 TOTAL CAPA-CITY
	1000 METRIC TONS (AIR DRY) PER YEAR									
SOUTH AFRICA	409	52	409	52	409	52	409	52	409	409
ANGOLA	.	0	.	0	.	0	.	0	.	.
KENYA	56	0	56	0	56	0	56	0	56	56
NIGERIA	124	0	124	0	124	0	124	0	124	124
SWAZILAND	185	185	199	199	216	199	216	199	216	216
TANZANIA	85	0	85	0	85	0	85	0	85	85
CANADA	1 528	106	1 500	90	1 484	84	1 487	84	1 498	1 498
UNITED STATES	20 681	158	20 741	158	20 746	158	20 688	158	20 687	20 687
ARGENTINA	138	0	138	0	138	0	138	0	138	138
BRAZIL	1 469	49	1 489	49	1 497	49	1 497	49	1 497	1 497
CHILE	342	278	342	278	342	278	342	278	342	342
COLOMBIA	67	0	64	0	68	0	74	0	77	95
MEXICO	195	0	195	0	195	0	195	0	195	195
PERU	.	0	.	0	.	0	.	0	.	.
VENEZUELA	.	.	.	0	.	0	.	0	.	.
JAPAN	2 659	303	2 607	273	2 555	273	2 555	273	2 555	2 555
BANGLADESH	5	0	5	0	5	0	5	0	5	5
CHINA	1 315	0	1 480	0	1 680	0	1 800	0	1 920	1 920
INDIA	181	27	181	27	186	27	186	27	186	186
INDONESIA	165	0	165	0	165	0	165	0	165	165
IRAN	120	0	120	0	120	0	120	0	120	120
KOREA DEM PEOPLES REP	.	0	.	0	.	0	.	0	.	.
PHILIPPINES	74	0	74	0	74	0	74	0	74	74
THAILAND	.	.	.	.	.	.	.	.	.	.
TURKEY	124	0	124	0	124	0	124	0	124	124
VIETNAM	4	0	4	0	4	0	5	0	5	5
ALBANIA	9	0	9	0	9	0	9	0	9	9
BULGARIA	59	0	59	0	59	0	59	0	59	59
FORMER CZECHOSLOVAKIA	195	140	195	140	195	140	195	140	195	195
POLAND	345	0	345	0	345	0	345	0	345	345
ROMANIA	275	55	275	55	275	55	275	55	275	275
FRANCE	570	0	570	0	570	0	570	0	570	570
PORTUGAL	350	0	350	0	350	0	350	0	350	350
SPAIN	227	0	230	0	232	0	234	0	236	238
UNITED KINGDOM	.	.	.	0	.	0	.	0	.	.
FINLAND	750	0	735	0	735	0	695	0	685	685
NORWAY	160	0	170	0	170	0	170	0	170	170
SWEDEN	2 115	117	2 117	123	2 048	121	2 035	137	2 085	2 070
AUSTRIA	425	40	440	50	450	50	450	50	450	450
SWITZERLAND	.	.	.	.	.	.	.	.	.	.
FORMER YUGOSLAVIA	156	.	156	.	156	.	156	.	156	156
AUSTRALIA	177	0	166	1	178	1	184	1	189	189
NEW ZEALAND	376	160	376	160	376	160	376	160	376	376
RUSSIAN FED.	2 778	500	2 843	500	2 870	500	2 904	500	2 904	2 904

UNBLEACHED NON-CONIFEROUS SULPHATE PULP (1.431)

COUNTRY	1994 TOTAL CAPA-CITY	1994 OF WHICH MARKET PULP	1995 TOTAL CAPA-CITY	1995 OF WHICH MARKET PULP	1996 TOTAL CAPA-CITY	1996 OF WHICH MARKET PULP	1997 TOTAL CAPA-CITY	1997 OF WHICH MARKET PULP	1998 TOTAL CAPA-CITY	1999 TOTAL CAPA-CITY
	1000 METRIC TONS (AIR DRY) PER YEAR									
SOUTH AFRICA	50	0	50	0	50	0	50	0	50	50
ANGOLA	.	0	.	0	.	0	.	0	.	.
NIGERIA	124	0	124	0	124	0	124	0	124	124
CANADA	.	.	.	.	.	.	.	.	.	.
UNITED STATES	1 034	0	1 037	0	1 037	0	1 034	0	1 034	1 034
ARGENTINA	15	0	15	0	15	0	15	0	15	15
BRAZIL	300	28	300	28	300	28	300	28	300	300
CHILE	4	0	4	0	4	0	4	0	4	4
COLOMBIA	1	0	0	0	1	0	1	0	1	1
MEXICO	.	.	.	0	.	0	.	0	.	.
PERU	.	0	.	0	.	0	.	0	.	.
VENEZUELA	.	.	.	0	.	0	.	0	.	.
JAPAN	.	.	.	.	.	.	.	.	.	.
BANGLADESH	5	0	5	0	5	0	5	0	5	5
CHINA	.	0	.	0	.	0	.	0	.	.
INDIA	181	27	181	27	186	27	186	27	186	186
IRAN	120	0	120	0	120	0	120	0	120	120
KOREA DEM PEOPLES REP	.	0	.	0	.	0	.	0	.	.
PHILIPPINES	74	0	74	0	74	0	74	0	74	74
THAILAND	.	.	.	.	.	.	.	.	.	.
VIETNAM	4	0	4	0	4	0	5	0	5	5
ALBANIA	5	0	5	0	5	0	5	0	5	5
ROMANIA	30	0	30	0	30	0	30	0	30	30
PORTUGAL	50	0	50	0	50	0	50	0	50	50
UNITED KINGDOM	.	.	.	0	.	0	.	0	.	.
FINLAND	.	.	.	0	.	0	.	0	.	.
SWITZERLAND	.	.	.	.	.	.	.	.	.	.
FORMER YUGOSLAVIA	.	.	.	.	.	.	.	.	.	.
AUSTRALIA	24	0	16	1	18	1	19	1	19	19
RUSSIAN FED.	40	0	40	0	40	0	40	0	40	40

UNBLEACHED CONIFEROUS SULPHATE PULP (1.432)

COUNTRY	1994 TOTAL CAPA-CITY	1994 OF WHICH MARKET PULP	1995 TOTAL CAPA-CITY	1995 OF WHICH MARKET PULP	1996 TOTAL CAPA-CITY	1996 OF WHICH MARKET PULP	1997 TOTAL CAPA-CITY	1997 OF WHICH MARKET PULP	1998 TOTAL CAPA-CITY	1999 TOTAL CAPA-CITY
	1000 METRIC TONS (AIR DRY) PER YEAR									
SOUTH AFRICA	359	52	359	52	359	52	359	52	359	359
KENYA	56	0	56	0	56	0	56	0	56	56
SWAZILAND	185	185	199	199	216	199	216	199	216	216
TANZANIA	85	0	85	0	85	0	85	0	85	85
CANADA	.	.	.	.	.	.	.	.	.	.
UNITED STATES	19 647	158	19 704	158	19 709	158	19 654	158	19 653	19 653
ARGENTINA	123	0	123	0	123	0	123	0	123	123
BRAZIL	1 169	21	1 189	21	1 197	21	1 197	21	1 197	1 197
CHILE	338	278	338	278	338	278	338	278	338	338
COLOMBIA	66	0	64	0	67	0	73	0	76	94
MEXICO	.	.	.	0	.	0	.	0	.	.
PERU	.	0	.	0	.	0	.	0	.	.
VENEZUELA	.	.	.	0	.	0	.	0	.	.
JAPAN	.	.	.	.	.	.	.	.	.	.
CHINA	.	0	.	0	.	0	.	0	.	.
INDONESIA	165	0	165	0	165	0	165	0	165	165
KOREA DEM PEOPLES REP	.	0	.	0	.	0	.	0	.	.
THAILAND	.	.	.	.	.	.	.	.	.	.
TURKEY	124	0	124	0	124	0	124	0	124	124
ALBANIA	4	0	4	0	4	0	4	0	4	4
BULGARIA	59	0	59	0	59	0	59	0	59	59
FORMER CZECHOSLOVAKIA	195	140	195	140	195	140	195	140	195	195
POLAND	345	0	345	0	345	0	345	0	345	345
ROMANIA	245	55	245	55	245	55	245	55	245	245
FRANCE	570	0	570	0	570	0	570	0	570	570
PORTUGAL	300	0	300	0	300	0	300	0	300	300
SPAIN	227	0	230	0	232	0	234	0	236	238
UNITED KINGDOM	.	.	.	0	.	0	.	0	.	.
FINLAND	.	.	.	0	.	0	.	0	.	.
NORWAY	160	0	170	0	170	0	170	0	170	170
SWEDEN	2 115	117	2 117	123	2 048	121	2 035	137	2 085	2 070
AUSTRIA	425	40	440	50	450	50	450	50	450	450
SWITZERLAND	.	.	.	.	.	.	.	.	.	.
FORMER YUGOSLAVIA	.	.	.	.	.	.	.	.	.	.
AUSTRALIA	153	0	150	0	160	0	165	0	170	170
NEW ZEALAND	376	160	376	160	376	160	376	160	376	376
RUSSIAN FED.	2 738	500	2 803	500	2 830	500	2 864	500	2 864	2 864

BLEACHED SULPHATE+SODA PULP (1.44)

COUNTRY	1994 TOTAL CAPA-CITY	1994 OF WHICH MARKET PULP	1995 TOTAL CAPA-CITY	1995 OF WHICH MARKET PULP	1996 TOTAL CAPA-CITY	1996 OF WHICH MARKET PULP	1997 TOTAL CAPA-CITY	1997 OF WHICH MARKET PULP	1998 TOTAL CAPA-CITY	1999 TOTAL CAPA-CITY
	1000 METRIC TONS (AIR DRY) PER YEAR									
SOUTH AFRICA	507	338	507	338	507	338	507	338	507	507
ANGOLA	.	0	.	0	.	0	.	0	.	.
CAMEROON	.	.	.	.	.	.	.	.	.	.
GABON	175	125	175	125	175	125	175	125	175	175
KENYA	30	0	30	0	30	0	30	0	30	30
MOROCCO	100	100	110	110	125	125	125	125	125	125
NIGERIA	100	0	100	0	100	0	100	0	100	100
TANZANIA	36	0	35	0	35	0	35	0	35	35
CANADA	11 599	8 386	11 761	8 651	11 864	8 660	11 907	8 723	11 894	11 894
UNITED STATES	28 125	7 824	28 383	7 788	28 589	7 762	28 621	7 761	28 634	28 634
ARGENTINA	440	220	440	220	440	220	440	220	440	440
BOLIVIA	2	0	2	0	2	0	2	0	2	2
BRAZIL	4 128	2 505	4 155	2 475	4 406	2 675	4 609	2 770	4 908	4 978
CHILE	1 566	1 304	1 606	1 344	1 622	1 360	1 643	1 381	1 707	1 707
COLOMBIA	67	0	63	0	63	0	66	0	54	50
MEXICO	269	0	269	0	269	0	269	0	269	269
PERU	.	0	.	0	.	0	.	0	.	.
URUGUAY	28	0	28	0	29	0	29	0	29	29
VENEZUELA	.	.	.	0	.	0	.	0	.	.
JAPAN	7 950	433	7 940	433	7 940	433	7 940	433	7 940	7 940
BANGLADESH	15	0	15	0	15	0	15	0	15	15
CHINA	268	0	294	0	337	0	365	0	390	390
INDIA	669	123	669	219	761	347	782	347	828	828
INDONESIA	576	240	1 096	240	1 982	1 126	2 682	1 826	3 182	3 402
KOREA DEM PEOPLES REP	43	0	43	0	43	0	43	0	43	43
KOREA,REPUBLIC OF	384	384	384	384	384	384	384	384	384	384
PHILIPPINES	39	0	39	0	39	0	39	0	39	39
SRI LANKA	5	0	5	0	5	0	6	0	6	6
SYRIA	0	0	0	0	30	0	30	0	30	30
THAILAND	.	.	.	.	.	.	.	.	.	.
TURKEY	70	0	70	0	70	0	70	0	70	70
VIETNAM	49	0	47	0	54	0	59	0	93	93
ALBANIA	8	0	8	0	8	0	8	0	8	8
FORMER CZECHOSLOVAKIA	305	119	305	119	305	119	305	119	305	305
POLAND	250	22	250	22	250	22	250	22	250	250
ROMANIA	283	175	283	175	283	175	283	175	283	283
BELGIUM - LUXEMBOURG	240	0	240	0	240	0	240	0	240	240
FRANCE	1 175	800	1 290	840	1 350	900	1 350	900	1 350	1 350
PORTUGAL	1 200	0	1 200	0	1 200	0	1 200	0	1 200	1 200
SPAIN	1 260	958	1 350	965	1 361	973	1 372	973	1 383	1 394
UNITED KINGDOM	.	.	.	0	.	0	.	0	.	.
FINLAND	5 325	1 635	5 445	1 560	5 910	1 765	6 225	1 860	6 525	6 750
NORWAY	350	250	350	250	350	250	350	250	350	350
SWEDEN	4 409	2 722	4 471	2 682	4 781	2 858	5 015	3 000	5 146	5 256
AUSTRIA	240	230	260	240	270	240	270	240	270	270
SWITZERLAND	.	.	.	.	.	.	.	.	.	.
FORMER YUGOSLAVIA	207	.	207	.	207	.	207	.	207	207
AUSTRALIA	205	7	195	7	197	7	202	7	207	207
NEW ZEALAND	417	180	417	180	417	180	417	180	417	417
RUSSIAN FED.	2 161	1 500	2 213	1 500	2 213	1 500	2 288	1 500	2 288	2 288

BLEACHED NON-CONIFEROUS SULPHATE+SODA PULP (1.441)

COUNTRY	1994 TOTAL CAPA-CITY	1994 OF WHICH MARKET PULP	1995 TOTAL CAPA-CITY	1995 OF WHICH MARKET PULP	1996 TOTAL CAPA-CITY	1996 OF WHICH MARKET PULP	1997 TOTAL CAPA-CITY	1997 OF WHICH MARKET PULP	1998 TOTAL CAPA-CITY	1999 TOTAL CAPA-CITY
	1000 METRIC TONS (AIR DRY) PER YEAR									
SOUTH AFRICA	326	212	326	212	326	212	326	212	326	326
ANGOLA	.	0	.	0	.	0	.	0	.	.
CAMEROON	.	.	.	.	.	.	.	.	.	.
GABON	175	125	175	125	175	125	175	125	175	175
KENYA	.	0	.	0	.	0	.	0	.	.
MOROCCO	100	100	110	110	125	125	125	125	125	125
NIGERIA	100	0	100	0	100	0	100	0	100	100
CANADA	2 755	1 782	2 777	1 804	2 791	1 817	2 767	1 794	2 761	2 761
UNITED STATES	14 815	3 272	14 992	3 250	15 078	3 225	15 108	3 226	15 111	15 111
ARGENTINA	140	0	140	0	140	0	140	0	140	140
BRAZIL	3 811	2 286	3 838	2 256	4 085	2 456	4 281	2 551	4 580	4 650
CHILE	280	231	280	231	280	231	280	231	280	280
COLOMBIA	67	0	63	0	63	0	66	0	54	50
MEXICO	.	.	.	0	.	0	.	0	.	.
PERU	.	0	.	0	.	0	.	0	.	.
URUGUAY	21	0	21	0	22	0	22	0	22	22
VENEZUELA	.	.	.	0	.	0	.	0	.	.
JAPAN	6 618	393	6 608	393	6 608	393	6 608	393	6 608	6 608
BANGLADESH	15	0	15	0	15	0	15	0	15	15
CHINA	.	0	.	0	.	0	.	0	.	.
INDIA	669	84	669	140	761	206	782	206	828	828
INDONESIA	391	55	911	55	1 797	941	2 497	1 641	2 997	3 217
KOREA DEM PEOPLES REP	.	0	.	0	.	0	.	0	.	.
KOREA,REPUBLIC OF	384	384	384	384	384	384	384	384	384	384
PHILIPPINES	39	0	39	0	39	0	39	0	39	39
THAILAND	.	.	.	.	.	.	.	.	.	.
VIETNAM	49	0	47	0	54	0	59	0	93	93
ALBANIA	2	0	2	0	2	0	2	0	2	2
FORMER CZECHOSLOVAKIA	128	54	128	54	128	54	128	54	128	128
POLAND	72	0	72	0	72	0	72	0	72	72
ROMANIA	150	80	150	80	150	80	150	80	150	150
BELGIUM - LUXEMBOURG	240	0	240	0	240	0	240	0	240	240
FRANCE	800	450	800	450	800	450	800	450	800	800
PORTUGAL	1 200	0	1 200	0	1 200	0	1 200	0	1 200	1 200
SPAIN	1 260	958	1 350	965	1 361	973	1 372	973	1 383	1 394
UNITED KINGDOM	.	.	.	0	.	0	.	0	.	.
FINLAND	2 385	770	2 475	670	2 555	670	2 610	675	2 715	2 790
NORWAY	100	100	120	120	120	120	120	120	120	120
SWEDEN	1 199	471	1 210	457	1 283	486	1 304	475	1 310	1 340
SWITZERLAND	.	.	.	.	.	.	.	.	.	.
FORMER YUGOSLAVIA	.	.	.	.	.	.	.	.	.	.
AUSTRALIA	205	7	195	7	197	7	202	7	207	207
RUSSIAN FED.	1 193	800	1 193	800	1 193	800	1 193	800	1 193	1 193

BLEACHED CONIFEROUS SULPHATE+SODA PULP (1.442)

COUNTRY	1994 TOTAL CAPA-CITY	1994 OF WHICH MARKET PULP	1995 TOTAL CAPA-CITY	1995 OF WHICH MARKET PULP	1996 TOTAL CAPA-CITY	1996 OF WHICH MARKET PULP	1997 TOTAL CAPA-CITY	1997 OF WHICH MARKET PULP	1998 TOTAL CAPA-CITY	1999 TOTAL CAPA-CITY
	1000 METRIC TONS (AIR DRY) PER YEAR									
SOUTH AFRICA	181	126	181	126	181	126	181	126	181	181
KENYA	.	0	.	0	.	0	.	0	.	.
TANZANIA	36	0	35	0	35	0	35	0	35	35
CANADA	8 844	6 604	8 984	6 847	9 073	6 843	9 140	6 929	9 133	9 133
UNITED STATES	13 310	4 552	13 391	4 538	13 511	4 537	13 513	4 535	13 523	13 523
ARGENTINA	300	220	300	220	300	220	300	220	300	300
BOLIVIA	2	0	2	0	2	0	2	0	2	2
BRAZIL	317	219	317	219	321	219	328	219	328	328
CHILE	1 286	1 073	1 326	1 113	1 342	1 129	1 363	1 150	1 427	1 427
MEXICO	.	.	.	0	.	0	.	0	.	.
PERU	.	0	.	0	.	0	.	0	.	.
URUGUAY	7	0	7	0	7	0	7	0	7	7
VENEZUELA	.	.	.	0	.	0	.	0	.	.
JAPAN	1 332	40	1 332	40	1 332	40	1 332	40	1 332	1 332
CHINA	.	0	.	0	.	0	.	0	.	.
INDONESIA	185	185	185	185	185	185	185	185	185	185
KOREA DEM PEOPLES REP	.	0	.	0	.	0	.	0	.	.
SRI LANKA	5	0	5	0	5	0	6	0	6	6
SYRIA	0	0	0	0	30	0	30	0	30	30
THAILAND	.	.	.	.	.	.	.	.	.	.
TURKEY	70	0	70	0	70	0	70	0	70	70
ALBANIA	6	0	6	0	6	0	6	0	6	6
FORMER CZECHOSLOVAKIA	177	65	177	65	177	65	177	65	177	177
POLAND	178	22	178	22	178	22	178	22	178	178
ROMANIA	133	95	133	95	133	95	133	95	133	133
FRANCE	375	350	490	390	550	450	550	450	550	550
UNITED KINGDOM	.	.	.	0	.	0	.	0	.	.
FINLAND	2 940	865	2 970	890	3 355	1 095	3 615	1 185	3 810	3 960
NORWAY	250	150	230	130	230	130	230	130	230	230
SWEDEN	3 210	2 251	3 261	2 225	3 498	2 372	3 711	2 525	3 836	3 916
AUSTRIA	240	230	260	240	270	240	270	240	270	270
SWITZERLAND	.	.	.	.	.	.	.	.	.	.
FORMER YUGOSLAVIA	.	.	.	.	.	.	.	.	.	.
NEW ZEALAND	417	180	417	180	417	180	417	180	417	417
RUSSIAN FED.	968	700	1 020	700	1 020	700	1 095	700	1 095	1 095

PULP OF OTHER FIBRE FOR PAPER AND BOARD (2)

COUNTRY	1994 TOTAL CAPA-CITY	1994 OF WHICH MARKET PULP	1995 TOTAL CAPA-CITY	1995 OF WHICH MARKET PULP	1996 TOTAL CAPA-CITY	1996 OF WHICH MARKET PULP	1997 TOTAL CAPA-CITY	1997 OF WHICH MARKET PULP	1998 TOTAL CAPA-CITY	1999 TOTAL CAPA-CITY
	1000 METRIC TONS (AIR DRY) PER YEAR									
SOUTH AFRICA	99	0	99	0	99	0	99	0	99	99
ALGERIA	25	0	25	0	25	0	25	0	25	25
EGYPT	127	60	127	60	127	60	127	60	127	127
KENYA	13	0	13	0	13	0	13	0	13	13
TUNISIA	18	12	18	12	18	12	18	12	18	18
ZIMBABWE	12	0	12	0	12	0	12	0	12	12
UNITED STATES	.	.	.	.	.	.	.	.	.	.
ARGENTINA	140	0	140	0	140	0	140	0	140	140
BRAZIL	180	0	180	0	209	0	217	0	222	222
COLOMBIA	197	0	215	0	220	0	234	0	234	239
CUBA	108	20	108	20	108	20	108	20	108	108
ECUADOR	68	43	74	49	77	49	77	49	77	77
MEXICO	230	0	230	0	230	0	230	0	230	230
PERU	296	0	296	0	296	0	296	0	296	296
VENEZUELA	180	0	264	0	264	0	264	0	264	264
JAPAN	4	4	4	4	4	4	4	4	4	4
BANGLADESH	45	0	50	0	55	0	55	0	55	55
CAMBODIA	6	0	6	0	6	0	6	0	6	6
CHINA	15 507	0	15 954	0	16 503	0	16 830	0	17 672	17 672
INDIA	1 363	0	1 523	0	1 812	0	1 900	0	2 001	2 001
INDONESIA	212	0	212	0	212	0	212	0	212	212
IRAN	90	0	90	0	90	0	90	0	90	90
IRAQ	101	0	101	0	101	0	101	0	101	101
KOREA DEM PEOPLES REP	50	0	50	0	50	0	50	0	50	50
MYANMAR	13	0	13	0	13	0	13	0	13	13
PAKISTAN	415	0	415	0	415	0	415	0	415	415
PHILIPPINES	29	18	29	18	29	18	29	18	29	29
SRI LANKA	9	0	9	0	9	0	9	0	9	9
THAILAND	148	85	183	120	183	120	183	120	183	183
TURKEY	103	0	103	0	103	0	103	0	103	103
VIETNAM	88	.	95	.	92	.	92	.	100	100
BULGARIA	12	0	12	0	12	0	12	0	12	12
FORMER CZECHOSLOVAKIA	2	0	2	0	2	0	2	0	2	2
HUNGARY	7	0	7	0	7	0	7	0	7	7
POLAND	2	0	2	0	2	0	2	0	2	2
ROMANIA	47	14	47	14	47	14	47	14	47	47
DENMARK	51	45	51	45	51	45	51	45	51	51
FRANCE	1	1	1	1	1	1	1	1	1	1
GREECE	150	0	150	0	155	0	160	0	160	160
ITALY	145	0	145	0	145	0	145	0	145	145
SPAIN	140	15	140	15	140	15	141	15	141	141
AUSTRIA	1	1	1	1	1	1	1	1	1	1
FORMER YUGOSLAVIA	28	0	28	0	28	0	28	0	28	28
AUSTRALIA	24	0	67	0	128	0	139	0	139	139

PULP OF STRAW (2.1)

COUNTRY	1994 TOTAL CAPA-CITY	1994 OF WHICH MARKET PULP	1995 TOTAL CAPA-CITY	1995 OF WHICH MARKET PULP	1996 TOTAL CAPA-CITY	1996 OF WHICH MARKET PULP	1997 TOTAL CAPA-CITY	1997 OF WHICH MARKET PULP	1998 TOTAL CAPA-CITY	1999 TOTAL CAPA-CITY
	1000 METRIC TONS (AIR DRY) PER YEAR									
ALGERIA	25	0	25	0	25	0	25	0	25	25
EGYPT	67	0	67	0	67	0	67	0	67	67
KENYA	6	0	6	0	6	0	6	0	6	6
UNITED STATES	.	.	.	.	.	.	.	.	.	.
CAMBODIA	5	0	5	0	5	0	5	0	5	5
CHINA	8 505	0	8 700	0	8 926	0	9 015	0	9 702	9 702
INDIA	284	0	292	0	296	0	296	0	296	296
INDONESIA	51	0	51	0	51	0	51	0	51	51
IRAN	30	0	30	0	30	0	30	0	30	30
PAKISTAN	260	0	260	0	260	0	260	0	260	260
SRI LANKA	9	0	9	0	9	0	9	0	9	9
THAILAND	10	0	10	0	10	0	10	0	10	10
TURKEY	77	0	77	0	77	0	77	0	77	77
VIETNAM	4	.	4	.	4	.	4	.	6	6
BULGARIA	12	0	12	0	12	0	12	0	12	12
HUNGARY	7	0	7	0	7	0	7	0	7	7
ROMANIA	44	14	44	14	44	14	44	14	44	44
DENMARK	51	45	51	45	51	45	51	45	51	51
GREECE	10	0	10	0	12	0	15	0	15	15
ITALY	20	0	20	0	20	0	20	0	20	20
SPAIN	125	0	125	0	125	0	125	0	125	125
FORMER YUGOSLAVIA	28	0	28	0	28	0	28	0	28	28

PULP OF BAGASSE (2.2)

COUNTRY	1994		1995		1996		1997		1998	1999
	TOTAL CAPA-CITY	OF WHICH MARKET PULP	TOTAL CAPA-CITY	OF WHICH MARKET PULP	TOTAL CAPA-CITY	OF WHICH MARKET PULP	TOTAL CAPA-CITY	OF WHICH MARKET PULP	TOTAL CAPA-CITY	TOTAL CAPA-CITY
	1000 METRIC TONS (AIR DRY) PER YEAR									
SOUTH AFRICA	99	0	99	0	99	0	99	0	99	99
EGYPT	60	60	60	60	60	60	60	60	60	60
KENYA	1	0	1	0	1	0	1	0	1	1
UNITED STATES	.	.	.	.	.	.	.	.	.	.
ARGENTINA	135	0	135	0	135	0	135	0	135	135
BRAZIL	60	0	60	0	60	0	60	0	60	60
COLOMBIA	195	0	213	0	218	0	232	0	232	237
CUBA	108	20	108	20	108	20	108	20	108	108
ECUADOR	68	43	74	49	77	49	77	49	77	77
MEXICO	230	0	230	0	230	0	230	0	230	230
PERU	296	0	296	0	296	0	296	0	296	296
VENEZUELA	180	0	264	0	264	0	264	0	264	264
BANGLADESH	15	0	15	0	15	0	15	0	15	15
CHINA	584	0	615	0	653	0	685	0	720	720
INDIA	383	0	516	0	758	0	834	0	904	904
INDONESIA	161	0	161	0	161	0	161	0	161	161
IRAN	60	0	60	0	60	0	60	0	60	60
IRAQ	27	0	27	0	27	0	27	0	27	27
PAKISTAN	55	0	55	0	55	0	55	0	55	55
PHILIPPINES	9	0	9	0	9	0	9	0	9	9
THAILAND	44	0	44	0	44	0	44	0	44	44
VIETNAM	2	.	3	.	3	.	3	.	3	3

PULP OF BAMBOO (2.3)

COUNTRY	1994		1995		1996		1997		1998	1999
	TOTAL CAPA-CITY	OF WHICH MARKET PULP	TOTAL CAPA-CITY	OF WHICH MARKET PULP	TOTAL CAPA-CITY	OF WHICH MARKET PULP	TOTAL CAPA-CITY	OF WHICH MARKET PULP	TOTAL CAPA-CITY	TOTAL CAPA-CITY
	1000 METRIC TONS (AIR DRY) PER YEAR									
UNITED STATES	.	.	.	.	.	.	.	.	.	.
BRAZIL	86	0	86	0	115	0	123	0	128	128
BANGLADESH	25	0	25	0	25	0	25	0	25	25
CAMBODIA	1	0	1	0	1	0	1	0	1	1
CHINA	373	0	389	0	412	0	430	0	448	448
INDIA	625	0	625	0	668	0	680	0	711	711
MYANMAR	13	0	13	0	13	0	13	0	13	13
THAILAND	92	83	127	118	127	118	127	118	127	127
VIETNAM	67	.	73	.	70	.	70	.	71	71
ROMANIA	3	0	3	0	3	0	3	0	3	3

PULP OF OTHER FIBRE (2.4)

COUNTRY	1994 TOTAL CAPA-CITY	1994 OF WHICH MARKET PULP	1995 TOTAL CAPA-CITY	1995 OF WHICH MARKET PULP	1996 TOTAL CAPA-CITY	1996 OF WHICH MARKET PULP	1997 TOTAL CAPA-CITY	1997 OF WHICH MARKET PULP	1998 TOTAL CAPA-CITY	1999 TOTAL CAPA-CITY
	1000 METRIC TONS (AIR DRY) PER YEAR									
KENYA	6	0	6	0	6	0	6	0	6	6
TUNISIA	18	12	18	12	18	12	18	12	18	18
ZIMBABWE	12	0	12	0	12	0	12	0	12	12
UNITED STATES	.	.	.	.	.	.	.	.	.	.
ARGENTINA	5	0	5	0	5	0	5	0	5	5
BRAZIL	34	0	34	0	34	0	34	0	34	34
COLOMBIA	2	0	2	0	2	0	2	0	2	2
JAPAN	4	4	4	4	4	4	4	4	4	4
BANGLADESH	5	0	5	0	5	0	5	0	5	5
CHINA	6 045	0	6 250	0	6 512	0	6 700	0	6 802	6 802
INDIA	71	0	90	0	90	0	90	0	90	90
IRAQ	74	0	74	0	74	0	74	0	74	74
KOREA DEM PEOPLES REP	50	0	50	0	50	0	50	0	50	50
PAKISTAN	100	0	100	0	100	0	100	0	100	100
PHILIPPINES	20	18	20	18	20	18	20	18	20	20
THAILAND	2	2	2	2	2	2	2	2	2	2
TURKEY	26	0	26	0	26	0	26	0	26	26
VIETNAM	15	.	15	.	15	.	15	.	20	20
FORMER CZECHOSLOVAKIA	2	0	2	0	2	0	2	0	2	2
POLAND	2	0	2	0	2	0	2	0	2	2
FRANCE	1	1	1	1	1	1	1	1	1	1
GREECE	140	0	140	0	143	0	145	0	145	145
ITALY	125	0	125	0	125	0	125	0	125	125
SPAIN	15	15	15	15	15	15	16	15	16	16
AUSTRIA	1	1	1	1	1	1	1	1	1	1
AUSTRALIA	24	0	67	0	128	0	139	0	139	139

DISSOLVING PULP,WOOD+OTHER RAW MATERIALS (3)

COUNTRY	1994 TOTAL CAPA-CITY	1994 OF WHICH MARKET PULP	1995 TOTAL CAPA-CITY	1995 OF WHICH MARKET PULP	1996 TOTAL CAPA-CITY	1996 OF WHICH MARKET PULP	1997 TOTAL CAPA-CITY	1997 OF WHICH MARKET PULP	1998 TOTAL CAPA-CITY	1999 TOTAL CAPA-CITY
	1000 METRIC TONS (AIR DRY) PER YEAR									
SOUTH AFRICA	420	420	420	420	420	420	420	420	420	420
ALGERIA	30	0	30	0	30	0	30	0	30	30
UNITED STATES	1 114	1 114	1 114	1 114	1 114	1 114	1 114	1 114	1 114	1 114
ARGENTINA	14	0	14	0	14	0	14	0	14	14
BRAZIL	78	30	158	30	181	30	193	30	193	193
JAPAN	325	313	325	313	325	313	325	313	325	325
BANGLADESH	5	0	5	0	5	0	5	0	5	5
CHINA	413	0	438	0	475	0	500	0	522	522
INDIA	280	0	285	0	290	0	300	0	320	320
TURKEY	15	0	15	0	15	0	15	0	15	15
BULGARIA	.	.	.	.	.	.	.	.	.	.
FORMER CZECHOSLOVAKIA	45	43	45	43	45	43	45	43	45	45
POLAND	67	0	67	0	67	0	67	0	67	67
ROMANIA	265	265	265	265	265	265	265	265	265	265
GERMANY	30	30	50	50	100	100	100	100	100	100
SPAIN	60	30	60	30	60	30	60	30	60	60
NORWAY	80	80	80	80	80	80	80	80	80	80
AUSTRIA	160	20	160	20	170	20	170	20	170	170
FORMER YUGOSLAVIA	105	.	105	.	105	.	105	.	105	105
RUSSIAN FED.	842	650	842	650	842	650	842	650	842	842

NON-CONIFEROUS DISSOLVING PULP (3.1)

COUNTRY	1994 TOTAL CAPA-CITY	1994 OF WHICH MARKET PULP	1995 TOTAL CAPA-CITY	1995 OF WHICH MARKET PULP	1996 TOTAL CAPA-CITY	1996 OF WHICH MARKET PULP	1997 TOTAL CAPA-CITY	1997 OF WHICH MARKET PULP	1998 TOTAL CAPA-CITY	1999 TOTAL CAPA-CITY
	1000 METRIC TONS (AIR DRY) PER YEAR									
SOUTH AFRICA	420	420	420	420	420	420	420	420	420	420
ALGERIA	3	0	3	0	3	0	3	0	3	3
UNITED STATES	390	390	390	390	390	390	390	390	390	390
ARGENTINA	14	0	14	0	14	0	14	0	14	14
BRAZIL	33	25	113	25	136	25	148	25	148	148
JAPAN	.	.	.	.	.	.	.	.	.	.
BANGLADESH	5	0	5	0	5	0	5	0	5	5
CHINA	.	0	.	0	.	0	.	0	.	.
INDIA	280	0	285	0	290	0	300	0	320	320
TURKEY	15	0	15	0	15	0	15	0	15	15
BULGARIA	.	.	.	.	.	.	.	.	.	.
FORMER CZECHOSLOVAKIA	25	25	25	25	25	25	25	25	25	25
POLAND	61	0	61	0	61	0	61	0	61	61
ROMANIA	221	221	221	221	221	221	221	221	221	221
SPAIN	60	30	60	30	60	30	60	30	60	60
AUSTRIA	160	20	160	20	170	20	170	20	170	170
FORMER YUGOSLAVIA	.	.	.	.	.	.	.	.	.	.

CONIFEROUS DISSOLVING PULP (3.2)

COUNTRY	1994 TOTAL CAPA-CITY	1994 OF WHICH MARKET PULP	1995 TOTAL CAPA-CITY	1995 OF WHICH MARKET PULP	1996 TOTAL CAPA-CITY	1996 OF WHICH MARKET PULP	1997 TOTAL CAPA-CITY	1997 OF WHICH MARKET PULP	1998 TOTAL CAPA-CITY	1999 TOTAL CAPA-CITY
	1000 METRIC TONS (AIR DRY) PER YEAR									
ALGERIA	27	0	27	0	27	0	27	0	27	27
UNITED STATES	724	724	724	724	724	724	724	724	724	724
BRAZIL	45	5	45	5	45	5	45	5	45	45
JAPAN	.	.	.	.	.	.	.	.	.	.
CHINA	.	0	.	0	.	0	.	0	.	.
BULGARIA	.	.	.	.	.	.	.	.	.	.
FORMER CZECHOSLOVAKIA	20	18	20	18	20	18	20	18	20	20
POLAND	6	0	6	0	6	0	6	0	6	6
ROMANIA	44	44	44	44	44	44	44	44	44	44
GERMANY	30	30	50	50	100	100	100	100	100	100
NORWAY	80	80	80	80	80	80	80	80	80	80
FORMER YUGOSLAVIA	.	.	.	.	.	.	.	.	.	.
RUSSIAN FED.	842	650	842	650	842	650	842	650	842	842

PAPER AND PAPERBOARD (4)

	1994	1995	1996	1997	1998	1999
	TOTAL CAPACITY IN 1000 METRIC TONS PER YEAR					
SOUTH AFRICA	1 871	1 871	1 871	1 871	1 871	1 871
ALGERIA	85	85	85	85	85	85
ANGOLA	10	10	10	10	10	10
CAMEROON	5	5	5	5	5	5
EGYPT	302	302	302	302	302	302
ETHIOPIA	10	11	9	17	17	17
KENYA	240	240	240	240	240	240
LIBYA	5	5	5	5	5	5
MADAGASCAR	14	14	14	14	14	14
MOROCCO	159	160	161	162	163	163
MOZAMBIQUE	10	10	10	10	10	10
NIGERIA	285	285	285	285	285	285
SUDAN	6	7	9	9	9	9
TANZANIA	66	66	66	66	66	66
TUNISIA	97	97	97	97	97	97
UGANDA	7	7	7	7	7	7
ZAIRE	3	3	3	3	3	3
ZAMBIA	10	12	13	13	13	13
ZIMBABWE	122	178	178	178	178	178
CANADA	19 516	19 849	20 174	20 317	20 380	20 380
UNITED STATES	85 022	87 026	88 710	90 010	90 295	90 295
ARGENTINA	1 190	1 190	1 190	1 190	1 190	1 190
BOLIVIA	6	6	6	6	6	6
BRAZIL	6 770	6 976	7 115	7 214	7 254	7 448
CHILE	650	675	696	703	703	703
COLOMBIA	845	881	913	965	1 005	1 036
COSTA RICA	19	19	19	19	19	19
CUBA	258	258	258	258	258	258
DOMINICAN REPUBLIC	21	21	21	21	21	21
ECUADOR	124	124	124	124	124	124
EL SALVADOR	56	56	56	56	56	56
GUATEMALA	46	46	46	46	46	46
JAMAICA	5	6	6	6	6	6
MEXICO	3 812	3 840	3 953	4 292	4 328	4 328
PANAMA	26	26	26	26	26	26
PARAGUAY	17	17	17	17	17	17
PERU	414	414	414	414	414	414
URUGUAY	105	105	111	111	111	111
VENEZUELA	834	860	860	989	989	989
ISRAEL	265	285	305	305	305	305
JAPAN	32 587	32 563	32 630	32 656	32 656	32 656
BANGLADESH	135	140	140	140	140	140
CAMBODIA	5	5	5	5	5	5
CHINA	20 826	21 612	22 566	23 355	24 755	24 755
HONG KONG	53	53	53	53	53	53
INDIA	3 379	3 741	4 271	4 709	4 936	4 936
INDONESIA	3 566	3 952	4 651	5 113	5 463	5 463
IRAN	524	524	524	524	524	524
IRAQ	122	122	122	122	122	122
JORDAN	31	46	51	51	56	58
KOREA DEM PEOPLES REP	140	140	140	140	140	140
KOREA,REPUBLIC OF	6 833	7 467	8 639	9 048	9 048	9 048
LEBANON	45	45	45	45	45	45
MALAYSIA	374	374	374	374	374	374
MYANMAR	19	19	19	19	19	19
NEPAL	10	10	10	10	10	10
PAKISTAN	420	420	420	420	420	420
PHILIPPINES	679	679	679	679	679	679
SINGAPORE	47	47	47	47	47	47
SRI LANKA	38	38	38	38	38	38
SYRIA	20	25	30	30	30	30
THAILAND	2 109	2 504	2 946	3 318	3 634	3 634
TURKEY	877	877	877	877	877	877
VIETNAM	140	150	160	170	250	250
ALBANIA	33	33	33	33	33	33
BULGARIA	326	326	326	326	326	326
FORMER CZECHOSLOVAKIA	2 404	2 434	2 434	2 434	2 434	2 434
HUNGARY	426	442	439	447	447	453
POLAND	1 800	1 800	1 800	1 800	1 800	1 800
ROMANIA	990	997	1 010	1 010	1 010	1 010
BELGIUM - LUXEMBOURG	1 194	1 194	1 194	1 194	1 194	1 194
DENMARK	424	424	424	424	424	424
FRANCE	10 055	10 485	10 870	10 970	11 325	11 500
GERMANY	15 365	16 176	16 447	16 823	17 033	17 200
GREECE	750	750	770	800	850	850
ITALY	7 410	7 495	7 625	7 755	7 805	7 840
NETHERLANDS	3 108	3 224	3 339	3 406	3 406	3 406
PORTUGAL	1 031	1 038	1 068	1 078	1 108	1 108
SPAIN	4 044	4 152	4 338	4 622	4 704	4 788
UNITED KINGDOM	5 833	6 176	6 514	6 589	6 589	6 589
FINLAND	11 610	11 875	12 155	12 740	13 025	13 080
NORWAY	2 306	2 308	2 380	2 413	2 473	2 493
SWEDEN	9 556	9 737	10 202	10 703	10 952	11 129
AUSTRIA	3 943	4 089	4 209	4 354	4 524	4 579
SWITZERLAND	1 428	1 428	1 428	1 428	1 428	1 428
FORMER YUGOSLAVIA	1 320	1 320	1 320	1 320	1 320	1 320
AUSTRALIA	2 268	2 192	2 270	2 349	2 388	2 388
NEW ZEALAND	1 248	1 248	1 248	1 248	1 248	1 248
RUSSIAN FED.	8 063	8 092	8 247	8 696	9 071	9 111

NEWSPRINT (4.1)

	1994	1995	1996	1997	1998	1999
	TOTAL CAPACITY IN 1000 METRIC TONS PER YEAR					
SOUTH AFRICA	440	440	440	440	440	440
KENYA	30	30	30	30	30	30
MADAGASCAR	1	1	1	1	1	1
NIGERIA	100	100	100	100	100	100
TANZANIA	20	19	19	19	19	19
ZAIRE	.	.	.	.	.	.
ZAMBIA	0	6	6	6	6	6
ZIMBABWE	21	21	21	21	21	21
CANADA	9 695	9 686	9 642	9 604	9 593	9 593
UNITED STATES	6 561	6 566	6 576	6 581	6 582	6 582
ARGENTINA	225	225	225	225	225	225
BRAZIL	300	300	300	300	300	475
CHILE	240	240	240	247	247	247
COLOMBIA	4	10	5	8	6	12
CUBA	9	9	9	9	9	9
EL SALVADOR	14	14	14	14	14	14
MEXICO	353	353	353	353	353	353
ISRAEL	1	1	1	1	1	1
JAPAN	3 530	3 527	3 455	3 455	3 455	3 455
BANGLADESH	50	50	50	50	50	50
CHINA	710	752	798	838	881	881
INDIA	381	496	681	779	929	929
INDONESIA	280	280	340	340	340	340
IRAN	50	50	50	50	50	50
KOREA,REPUBLIC OF	929	974	1 426	1 759	1 759	1 759
MALAYSIA	100	100	100	100	100	100
PHILIPPINES	126	126	126	126	126	126
THAILAND	100	100	100	100	265	265
TURKEY	233	233	233	233	233	233
VIETNAM	16	23	29	31	45	45
ALBANIA	2	2	2	2	2	2
FORMER CZECHOSLOVAKIA	120	120	120	120	120	120
POLAND	100	100	100	100	100	100
ROMANIA	80	87	100	100	100	100
BELGIUM - LUXEMBOURG	135	135	135	135	135	135
FRANCE	865	885	900	900	1 200	1 200
GERMANY	1 672	1 916	1 932	1 958	1 959	1 985
GREECE	9	9	9	10	10	10
ITALY	180	180	180	180	180	180
NETHERLANDS	374	377	382	382	382	382
SPAIN	165	165	165	165	165	165
UNITED KINGDOM	789	886	1 007	1 040	1 040	1 040
FINLAND	1 470	1 470	1 440	1 435	1 425	1 420
NORWAY	1 072	1 078	1 098	1 098	1 103	1 103
SWEDEN	2 362	2 334	2 365	2 535	2 545	2 545
AUSTRIA	455	455	460	460	460	460
SWITZERLAND	245	245	245	245	245	245
FORMER YUGOSLAVIA	140	140	140	140	140	140
AUSTRALIA	481	484	497	498	481	481
NEW ZEALAND	452	452	452	452	452	452
RUSSIAN FED.	1 874	1 903	1 903	1 903	1 903	1 903

OTHER PRINTING AND WRITING PAPER (4.2)

	1994	1995	1996	1997	1998	1999
	TOTAL CAPACITY IN 1000 METRIC TONS PER YEAR					
SOUTH AFRICA	301	301	301	301	301	301
ANGOLA	.	.	.	.	.	.
EGYPT	82	82	82	82	82	82
ETHIOPIA	7	8	6	14	14	14
KENYA	50	50	50	50	50	50
MADAGASCAR	8	8	8	8	8	8
MOROCCO	32	33	34	35	36	36
MOZAMBIQUE	1	1	1	1	1	1
NIGERIA	124	124	124	124	124	124
TANZANIA	11	12	12	12	12	12
TUNISIA	34	34	34	34	34	34
UGANDA	6	6	6	6	6	6
ZAIRE	3	3	3	3	3	3
ZAMBIA	2	2	2	6	6	6
ZIMBABWE	16	29	29	29	29	29
CANADA	4 881	5 142	5 384	5 497	5 565	5 565
UNITED STATES	24 274	24 501	24 890	25 115	25 160	25 160
ARGENTINA	260	260	260	260	260	260
BOLIVIA	6	6	6	6	6	6
BRAZIL	2 163	2 219	2 241	2 249	2 249	2 249
CHILE	107	108	112	112	112	112
COLOMBIA	261	277	283	293	292	293
CUBA	84	84	84	84	84	84
DOMINICAN REPUBLIC	10	10	10	10	10	10
EL SALVADOR	3	3	3	3	3	3
GUATEMALA	16	16	16	16	16	16
MEXICO	636	636	636	636	636	636
PERU	97	97	97	97	97	97
URUGUAY	41	41	47	47	47	47
VENEZUELA	145	152	152	180	180	180
ISRAEL	88	98	108	108	108	108
JAPAN	10 669	10 617	10 741	10 769	10 769	10 769
BANGLADESH	50	50	50	50	50	50
CAMBODIA	3	3	3	3	3	3
CHINA	6 160	6 420	6 790	7 130	7 640	7 640
INDIA	1 483	1 619	1 859	2 154	2 206	2 206
INDONESIA	1 084	1 200	1 500	1 500	1 500	1 500
IRAN	135	135	135	135	135	135
IRAQ	41	41	41	41	41	41
KOREA DEM PEOPLES REP	30	30	30	30	30	30
KOREA,REPUBLIC OF	1 591	1 692	1 868	1 944	1 944	1 944
MALAYSIA	165	165	165	165	165	165
MYANMAR	11	11	11	11	11	11
NEPAL	8	8	8	8	8	8
PAKISTAN	172	172	172	172	172	172
PHILIPPINES	152	152	152	152	152	152
SRI LANKA	26	26	26	26	26	26
SYRIA	10	15	30	30	30	30
THAILAND	434	479	574	714	757	757
TURKEY	104	104	104	104	104	104
VIETNAM	70	70	75	75	100	100
ALBANIA	7	7	7	7	7	7
BULGARIA	90	90	90	90	90	90
FORMER CZECHOSLOVAKIA	959	959	959	959	959	959
HUNGARY	164	164	161	161	161	161
POLAND	370	370	370	370	370	370
ROMANIA	235	235	235	235	235	235
BELGIUM - LUXEMBOURG	687	687	687	687	687	687
DENMARK	148	148	148	148	148	148
FRANCE	3 675	3 850	4 000	4 100	4 125	4 200
GERMANY	5 867	6 072	6 147	6 361	6 514	6 579
GREECE	125	125	128	133	142	142
ITALY	2 855	2 895	2 945	2 995	3 045	3 080
NETHERLANDS	885	898	927	938	938	938
PORTUGAL	450	457	477	487	487	487
SPAIN	984	1 016	1 052	1 064	1 085	1 107
UNITED KINGDOM	1 851	1 911	1 967	1 990	1 990	1 990
FINLAND	6 720	6 915	7 175	7 565	7 805	7 840
NORWAY	672	659	671	693	713	723
SWEDEN	2 259	2 393	2 720	2 865	2 923	2 980
AUSTRIA	1 855	1 940	2 015	2 125	2 295	2 320
SWITZERLAND	509	509	509	509	509	509
FORMER YUGOSLAVIA	327	327	327	327	327	327
AUSTRALIA	348	240	240	240	240	240
NEW ZEALAND	16	16	16	16	16	16
RUSSIAN FED.	1 340	1 340	1 386	1 586	1 756	1 756

COATED PRINTING AND WRITING PAPER (4.21)

	1994	1995	1996	1997	1998	1999
	TOTAL CAPACITY IN 1000 METRIC TONS PER YEAR					
SOUTH AFRICA	46	46	46	46	46	46
EGYPT	.	.	.	.	.	.
NIGERIA	60	60	60	60	60	60
TUNISIA	3	3	3	3	3	3
ZAIRE	.	.	.	.	.	.
ZAMBIA	.	.	.	.	.	.
ZIMBABWE	2	2	2	2	2	2
CANADA	962	1 008	1 108	1 168	1 214	1 214
UNITED STATES	8 281	8 459	8 644	8 731	8 766	8 766
ARGENTINA	50	50	50	50	50	50
BOLIVIA	6	6	6	6	6	6
BRAZIL	252	265	300	315	315	315
CHILE	.	.	.	.	.	.
COLOMBIA	50	55	65	70	90	90
DOMINICAN REPUBLIC	.	.	.	.	.	.
MEXICO	.	.	.	.	.	.
PERU	5	5	5	5	5	5
VENEZUELA	.	.	.	.	.	.
ISRAEL	11	11	11	11	11	11
JAPAN	4 951	4 980	5 244	5 313	5 313	5 313
INDIA	259	294	318	479	486	486
INDONESIA	172	200	250	250	250	250
KOREA DEM PEOPLES REP	.	.	.	.	.	.
KOREA,REPUBLIC OF	802	852	941	979	979	979
MALAYSIA	40	40	40	40	40	40
NEPAL	.	.	.	.	.	.
THAILAND	97	142	247	347	370	370
TURKEY	20	20	20	20	20	20
VIETNAM	.	.	.	.	.	.
BULGARIA	.	.	.	.	.	.
FORMER CZECHOSLOVAKIA	42	42	42	42	42	42
HUNGARY	40	40	40	40	40	40
POLAND	.	.	.	.	.	.
ROMANIA	22	22	22	22	22	22
BELGIUM - LUXEMBOURG	414	414	414	414	414	414
DENMARK	65	65	65	65	65	65
FRANCE	1 980	2 070	2 150	2 200	2 200	2 250
GERMANY	2 958	3 113	3 188	3 303	3 458	3 492
GREECE	5	5	5	6	7	7
ITALY	1 975	2 005	2 055	2 105	2 155	2 190
NETHERLANDS	474	483	493	503	503	503
PORTUGAL	20	22	27	27	27	27
SPAIN	468	509	553	574	595	617
UNITED KINGDOM	742	774	803	817	817	817
FINLAND	3 335	3 500	3 645	3 950	4 085	4 120
NORWAY	13	15	15	15	15	15
SWEDEN	838	882	1 104	1 216	1 279	1 356
AUSTRIA	995	1 030	1 060	1 065	1 065	1 080
SWITZERLAND	.	.	.	.	.	.
FORMER YUGOSLAVIA	.	.	.	.	.	.
AUSTRALIA	39	39	39	39	39	39
RUSSIAN FED.	38	38	48	128	128	128

COATED WOOD CONTAINING PRINT&WRITING PAPER (4.211)

	1994	1995	1996	1997	1998	1999
	TOTAL CAPACITY IN 1000 METRIC TONS PER YEAR					
NIGERIA	.	.	.	.	.	.
TUNISIA	.	.	.	.	.	.
ZAIRE	.	.	.	.	.	.
ZAMBIA	.	.	.	.	.	.
CANADA	664	699	789	849	884	884
UNITED STATES	4 175	4 217	4 253	4 285	4 302	4 302
ARGENTINA	35	35	35	35	35	35
BOLIVIA	.	.	.	.	.	.
BRAZIL	142	155	155	155	155	155
CHILE	.	.	.	.	.	.
DOMINICAN REPUBLIC	.	.	.	.	.	.
MEXICO	.	.	.	.	.	.
VENEZUELA	.	.	.	.	.	.
JAPAN	.	.	.	.	.	.
KOREA DEM PEOPLES REP	.	.	.	.	.	.
NEPAL	.	.	.	.	.	.
BULGARIA	.	.	.	.	.	.
FORMER CZECHOSLOVAKIA	20	20	20	20	20	20
POLAND	.	.	.	.	.	.
BELGIUM - LUXEMBOURG	321	321	321	321	321	321
FRANCE	970	1 015	1 055	1 090	1 090	1 110
GERMANY	1 610	1 627	1 674	1 738	1 848	1 866
GREECE	.	.	.	.	.	.
ITALY	.	.	.	.	.	.
NETHERLANDS	.	.	.	.	.	.
UNITED KINGDOM	175	180	185	187	187	187
FINLAND	2 455	2 550	2 630	2 725	2 790	2 820
SWEDEN	.	.	.	.	.	.
AUSTRIA	210	230	240	245	245	250
SWITZERLAND	.	.	.	.	.	.
FORMER YUGOSLAVIA	.	.	.	.	.	.
AUSTRALIA	1	1	1	1	1	1

COATED WOODFREE PRINTING & WRITING PAPER (4.212)

	1994	1995	1996	1997	1998	1999
	TOTAL CAPACITY IN 1000 METRIC TONS PER YEAR					
SOUTH AFRICA	46	46	46	46	46	46
EGYPT	.	.	.	.	.	.
NIGERIA	.	.	.	.	.	.
TUNISIA	.	.	.	.	.	.
ZAIRE	.	.	.	.	.	.
ZAMBIA	.	.	.	.	.	.
ZIMBABWE	2	2	2	2	2	2
CANADA	298	309	319	319	330	330
UNITED STATES	4 106	4 242	4 391	4 446	4 464	4 464
ARGENTINA	15	15	15	15	15	15
BOLIVIA	.	.	.	.	.	.
BRAZIL	110	110	145	160	160	160
CHILE	.	.	.	.	.	.
COLOMBIA	50	55	65	70	90	90
DOMINICAN REPUBLIC	.	.	.	.	.	.
MEXICO	.	.	.	.	.	.
PERU	5	5	5	5	5	5
VENEZUELA	.	.	.	.	.	.
ISRAEL	11	11	11	11	11	11
JAPAN	.	.	.	.	.	.
INDIA	259	294	318	479	486	486
INDONESIA	172	200	250	250	250	250
KOREA DEM PEOPLES REP	.	.	.	.	.	.
KOREA,REPUBLIC OF	802	852	941	979	979	979
MALAYSIA	40	40	40	40	40	40
NEPAL	.	.	.	.	.	.
THAILAND	97	142	247	347	370	370
TURKEY	20	20	20	20	20	20
VIETNAM	.	.	.	.	.	.
BULGARIA	.	.	.	.	.	.
FORMER CZECHOSLOVAKIA	22	22	22	22	22	22
HUNGARY	40	40	40	40	40	40
POLAND	.	.	.	.	.	.
ROMANIA	22	22	22	22	22	22
BELGIUM - LUXEMBOURG	93	93	93	93	93	93
DENMARK	65	65	65	65	65	65
FRANCE	1 010	1 055	1 095	1 110	1 110	1 140
GERMANY	1 348	1 486	1 514	1 565	1 610	1 626
GREECE	.	.	.	.	.	.
ITALY	.	.	.	.	.	.
NETHERLANDS	.	.	.	.	.	.
PORTUGAL	20	22	27	27	27	27
SPAIN	468	509	553	574	595	617
UNITED KINGDOM	567	594	618	630	630	630
FINLAND	880	950	1 015	1 225	1 295	1 300
NORWAY	13	15	15	15	15	15
SWEDEN	.	.	.	.	.	.
AUSTRIA	785	800	820	820	820	830
SWITZERLAND	.	.	.	.	.	.
FORMER YUGOSLAVIA	.	.	.	.	.	.
AUSTRALIA	38	38	38	38	38	38
RUSSIAN FED.	38	38	48	128	128	128

UNCOATED PRINTING AND WRITING PAPER (4.22)

	1994	1995	1996	1997	1998	1999
	TOTAL CAPACITY IN 1000 METRIC TONS PER YEAR					
SOUTH AFRICA	255	255	255	255	255	255
ANGOLA	.	.	.	.	.	.
EGYPT	.	.	.	.	.	.
ETHIOPIA	7	8	6	14	14	14
KENYA	50	50	50	50	50	50
MADAGASCAR	8	8	8	8	8	8
MOROCCO	32	33	34	35	36	36
MOZAMBIQUE	1	1	1	1	1	1
NIGERIA	64	64	64	64	64	64
TANZANIA	11	12	12	12	12	12
TUNISIA	31	31	31	31	31	31
UGANDA	6	6	6	6	6	6
ZAIRE	.	.	.	.	.	.
ZAMBIA	.	.	.	.	.	.
ZIMBABWE	14	27	27	27	27	27
CANADA	3 919	4 134	4 276	4 329	4 351	4 351
UNITED STATES	15 993	16 042	16 246	16 384	16 394	16 394
ARGENTINA	210	210	210	210	210	210
BRAZIL	1 911	1 954	1 941	1 934	1 934	1 934
CHILE	.	.	.	.	.	.
COLOMBIA	211	222	218	223	202	203
CUBA	84	84	84	84	84	84
GUATEMALA	16	16	16	16	16	16
MEXICO	.	.	.	.	.	.
PERU	92	92	92	92	92	92
URUGUAY	41	41	47	47	47	47
VENEZUELA	.	.	.	.	.	.
ISRAEL	77	87	97	97	97	97
JAPAN	5 718	5 637	5 497	5 456	5 456	5 456
BANGLADESH	50	50	50	50	50	50
CAMBODIA	3	3	3	3	3	3
INDIA	1 224	1 325	1 541	1 675	1 720	1 720
INDONESIA	912	1 000	1 250	1 250	1 250	1 250
IRAN	135	135	135	135	135	135
IRAQ	41	41	41	41	41	41
KOREA DEM PEOPLES REP	.	.	.	.	.	.
KOREA,REPUBLIC OF	789	840	927	965	965	965
MALAYSIA	125	125	125	125	125	125
MYANMAR	11	11	11	11	11	11
NEPAL	.	.	.	.	.	.
PAKISTAN	172	172	172	172	172	172
PHILIPPINES	152	152	152	152	152	152
SRI LANKA	26	26	26	26	26	26
SYRIA	10	15	30	30	30	30
THAILAND	337	337	327	367	387	387
TURKEY	84	84	84	84	84	84
VIETNAM	.	.	.	.	.	.
ALBANIA	7	7	7	7	7	7
BULGARIA	.	.	.	.	.	.
FORMER CZECHOSLOVAKIA	917	917	917	917	917	917
HUNGARY	124	124	121	121	121	121
POLAND	.	.	.	.	.	.
ROMANIA	213	213	213	213	213	213
BELGIUM - LUXEMBOURG	273	273	273	273	273	273
DENMARK	83	83	83	83	83	83
FRANCE	1 695	1 780	1 850	1 900	1 925	1 950
GERMANY	2 909	2 959	2 959	3 058	3 056	3 087
GREECE	120	120	123	127	135	135
ITALY	880	890	890	890	890	890
NETHERLANDS	411	415	434	435	435	435
PORTUGAL	430	435	450	460	460	460
SPAIN	516	507	499	490	490	490
UNITED KINGDOM	1 109	1 137	1 164	1 173	1 173	1 173
FINLAND	3 385	3 415	3 530	3 615	3 720	3 720
NORWAY	659	644	656	678	698	708
SWEDEN	1 421	1 511	1 616	1 649	1 644	1 624
AUSTRIA	860	910	955	1 060	1 230	1 240
SWITZERLAND	.	.	.	.	.	.
FORMER YUGOSLAVIA	.	.	.	.	.	.
AUSTRALIA	309	201	201	201	201	201
NEW ZEALAND	16	16	16	16	16	16
RUSSIAN FED.	1 302	1 302	1 338	1 458	1 628	1 628

UNCOATED WOOD CONTAINING PRINT&WRIT PAPER (4.221)

	1994	1995	1996	1997	1998	1999
	TOTAL CAPACITY IN 1000 METRIC TONS PER YEAR					
SOUTH AFRICA	55	55	55	55	55	55
ETHIOPIA	1	1	1	4	4	4
MADAGASCAR	5	5	5	5	5	5
MOROCCO	.	.	.	.	.	.
TANZANIA	11	12	12	12	12	12
ZAIRE	.	.	.	.	.	.
ZAMBIA	.	.	.	.	.	.
CANADA	2 419	2 626	2 757	2 805	2 826	2 826
UNITED STATES	1 789	1 808	1 822	1 823	1 826	1 826
ARGENTINA	35	35	35	35	35	35
BRAZIL	41	41	41	41	41	41
CHILE	.	.	.	.	.	.
COLOMBIA	1	3	2	3	4	5
GUATEMALA	.	.	.	.	.	.
MEXICO	.	.	.	.	.	.
URUGUAY	9	9	10	10	10	10
VENEZUELA	.	.	.	.	.	.
ISRAEL	2	2	2	2	2	2
JAPAN	2 362	2 307	2 251	2 251	2 251	2 251
INDONESIA	.	.	.	.	.	.
IRAQ	.	.	.	.	.	.
KOREA DEM PEOPLES REP	.	.	.	.	.	.
KOREA,REPUBLIC OF	.	.	.	.	.	.
NEPAL	.	.	.	.	.	.
SRI LANKA	15	15	15	15	15	15
TURKEY	56	56	56	56	56	56
BULGARIA	.	.	.	.	.	.
FORMER CZECHOSLOVAKIA	100	100	100	100	100	100
HUNGARY	36	36	36	36	36	36
POLAND	.	.	.	.	.	.
ROMANIA	23	23	23	23	23	23
BELGIUM - LUXEMBOURG	225	225	225	225	225	225
DENMARK	1	1	1	1	1	1
FRANCE	300	320	335	350	350	350
GERMANY	1 274	1 273	1 277	1 378	1 378	1 392
GREECE	.	.	.	.	.	.
ITALY	.	.	.	.	.	.
NETHERLANDS	.	.	.	.	.	.
UNITED KINGDOM	88	95	108	111	111	111
FINLAND	2 030	1 995	2 060	2 115	2 170	2 170
NORWAY	612	591	603	625	645	655
SWEDEN	.	.	.	.	.	.
AUSTRIA	455	465	475	575	745	750
SWITZERLAND	.	.	.	.	.	.
FORMER YUGOSLAVIA	.	.	.	.	.	.
AUSTRALIA	61	61	61	61	61	61
RUSSIAN FED.	262	262	262	262	262	262

UNCOATED WOODFREE PRINTING & WRIT PAPER (4.222)

	1994	1995	1996	1997	1998	1999
	TOTAL CAPACITY IN 1000 METRIC TONS PER YEAR					
SOUTH AFRICA	200	200	200	200	200	200
ANGOLA	.	.	.	.	.	.
EGYPT	.	.	.	.	.	.
ETHIOPIA	6	7	5	10	10	10
KENYA	50	50	50	50	50	50
MADAGASCAR	3	3	3	3	3	3
MOROCCO	.	.	.	.	.	.
MOZAMBIQUE	1	1	1	1	1	1
NIGERIA	64	64	64	64	64	64
TUNISIA	31	31	31	31	31	31
UGANDA	6	6	6	6	6	6
ZAIRE	.	.	.	.	.	.
ZAMBIA	.	.	.	.	.	.
ZIMBABWE	14	27	27	27	27	27
CANADA	1 500	1 508	1 519	1 524	1 525	1 525
UNITED STATES	14 204	14 234	14 424	14 561	14 568	14 568
ARGENTINA	175	175	175	175	175	175
BRAZIL	1 870	1 913	1 900	1 893	1 893	1 893
CHILE	.	.	.	.	.	.
COLOMBIA	210	219	216	220	198	198
CUBA	84	84	84	84	84	84
GUATEMALA	.	.	.	.	.	.
MEXICO	.	.	.	.	.	.
PERU	92	92	92	92	92	92
URUGUAY	32	32	37	37	37	37
VENEZUELA	.	.	.	.	.	.
ISRAEL	75	85	95	95	95	95
JAPAN	3 356	3 330	3 246	3 205	3 205	3 205
BANGLADESH	50	50	50	50	50	50
CAMBODIA	3	3	3	3	3	3
INDIA	1 224	1 325	1 541	1 675	1 720	1 720
INDONESIA	.	.	.	.	.	.
IRAN	135	135	135	135	135	135
IRAQ	.	.	.	.	.	.
KOREA DEM PEOPLES REP	.	.	.	.	.	.
KOREA,REPUBLIC OF	.	.	.	.	.	.
MALAYSIA	125	125	125	125	125	125
MYANMAR	11	11	11	11	11	11
NEPAL	.	.	.	.	.	.
PAKISTAN	172	172	172	172	172	172
PHILIPPINES	152	152	152	152	152	152
SRI LANKA	11	11	11	11	11	11
SYRIA	10	15	30	30	30	30
THAILAND	337	337	327	367	387	387
TURKEY	28	28	28	28	28	28
VIETNAM	.	.	.	.	.	.
ALBANIA	7	7	7	7	7	7
BULGARIA	.	.	.	.	.	.
FORMER CZECHOSLOVAKIA	817	817	817	817	817	817
HUNGARY	88	88	85	85	85	85
POLAND	.	.	.	.	.	.
ROMANIA	190	190	190	190	190	190
BELGIUM - LUXEMBOURG	48	48	48	48	48	48
DENMARK	82	82	82	82	82	82
FRANCE	1 395	1 460	1 515	1 550	1 575	1 600
GERMANY	1 635	1 686	1 682	1 680	1 678	1 695
GREECE	.	.	.	.	.	.
ITALY	.	.	.	.	.	.
NETHERLANDS	.	.	.	.	.	.
PORTUGAL	430	435	450	460	460	460
SPAIN	516	507	499	490	490	490
UNITED KINGDOM	1 021	1 042	1 056	1 062	1 062	1 062
FINLAND	1 355	1 420	1 470	1 500	1 550	1 550
NORWAY	47	53	53	53	53	53
SWEDEN	.	.	.	.	.	.
AUSTRIA	405	445	480	485	485	490
SWITZERLAND	.	.	.	.	.	.
FORMER YUGOSLAVIA	.	.	.	.	.	.
AUSTRALIA	248	140	140	140	140	140
NEW ZEALAND	16	16	16	16	16	16
RUSSIAN FED.	1 040	1 040	1 076	1 196	1 366	1 366

OTHER PAPER AND PAPERBOARD (4.3)

	1994	1995	1996	1997	1998	1999
	TOTAL CAPACITY IN 1000 METRIC TONS PER YEAR					
SOUTH AFRICA	1 130	1 130	1 130	1 130	1 130	1 130
ALGERIA	85	85	85	85	85	85
ANGOLA	.	.	.	.	.	.
CAMEROON	5	5	5	5	5	5
EGYPT	220	220	220	220	220	220
ETHIOPIA	3	3	3	3	3	3
KENYA	160	160	160	160	160	160
LIBYA	5	5	5	5	5	5
MADAGASCAR	5	5	5	5	5	5
MOROCCO	127	127	127	127	127	127
MOZAMBIQUE	9	9	9	9	9	9
NIGERIA	61	61	61	61	61	61
SUDAN	6	7	9	9	9	9
TANZANIA	35	35	35	35	35	35
TUNISIA	63	63	63	63	63	63
UGANDA	1	1	1	1	1	1
ZAMBIA	8	4	5	1	1	1
ZIMBABWE	85	128	128	128	128	128
CANADA	4 940	5 021	5 148	5 216	5 222	5 222
UNITED STATES	54 187	55 959	57 244	58 314	58 553	58 553
ARGENTINA	705	705	705	705	705	705
BRAZIL	4 307	4 457	4 574	4 665	4 705	4 724
CHILE	303	327	344	344	344	344
COLOMBIA	580	594	625	664	707	731
COSTA RICA	19	19	19	19	19	19
CUBA	165	165	165	165	165	165
DOMINICAN REPUBLIC	11	11	11	11	11	11
ECUADOR	124	124	124	124	124	124
EL SALVADOR	39	39	39	39	39	39
GUATEMALA	30	30	30	30	30	30
JAMAICA	5	6	6	6	6	6
MEXICO	2 823	2 851	2 964	3 303	3 339	3 339
PANAMA	26	26	26	26	26	26
PARAGUAY	17	17	17	17	17	17
PERU	317	317	317	317	317	317
URUGUAY	64	64	64	64	64	64
VENEZUELA	689	708	708	809	809	809
ISRAEL	176	186	196	196	196	196
JAPAN	18 388	18 419	18 434	18 432	18 432	18 432
BANGLADESH	35	40	40	40	40	40
CAMBODIA	2	2	2	2	2	2
CHINA	13 956	14 440	14 978	15 387	16 234	16 234
HONG KONG	53	53	53	53	53	53
INDIA	1 515	1 626	1 731	1 776	1 801	1 801
INDONESIA	2 202	2 472	2 811	3 273	3 623	3 623
IRAN	339	339	339	339	339	339
IRAQ	81	81	81	81	81	81
JORDAN	31	46	51	51	56	58
KOREA DEM PEOPLES REP	110	110	110	110	110	110
KOREA,REPUBLIC OF	4 313	4 801	5 345	5 345	5 345	5 345
LEBANON	45	45	45	45	45	45
MALAYSIA	109	109	109	109	109	109
MYANMAR	8	8	8	8	8	8
NEPAL	2	2	2	2	2	2
PAKISTAN	248	248	248	248	248	248
PHILIPPINES	401	401	401	401	401	401
SINGAPORE	47	47	47	47	47	47
SRI LANKA	12	12	12	12	12	12
SYRIA	10	10	.	.	.	.
THAILAND	1 575	1 925	2 272	2 504	2 612	2 612
TURKEY	540	540	540	540	540	540
VIETNAM	54	57	56	64	105	105
ALBANIA	24	24	24	24	24	24
BULGARIA	236	236	236	236	236	236
FORMER CZECHOSLOVAKIA	1 325	1 355	1 355	1 355	1 355	1 355
HUNGARY	262	278	278	286	286	292
POLAND	1 330	1 330	1 330	1 330	1 330	1 330
ROMANIA	675	675	675	675	675	675
BELGIUM - LUXEMBOURG	372	372	372	372	372	372
DENMARK	276	276	276	276	276	276
FRANCE	5 515	5 750	5 970	5 970	6 000	6 100
GERMANY	7 826	8 188	8 368	8 504	8 560	8 636
GREECE	616	616	633	657	698	698
ITALY	4 375	4 420	4 500	4 580	4 580	4 580
NETHERLANDS	1 849	1 949	2 030	2 086	2 086	2 086
PORTUGAL	581	581	591	591	621	621
SPAIN	2 895	2 971	3 121	3 393	3 454	3 516
UNITED KINGDOM	3 193	3 379	3 540	3 559	3 559	3 559
FINLAND	3 420	3 490	3 540	3 740	3 795	3 820
NORWAY	562	571	611	622	657	667
SWEDEN	4 935	5 010	5 117	5 303	5 484	5 604
AUSTRIA	1 633	1 694	1 734	1 769	1 769	1 799
SWITZERLAND	674	674	674	674	674	674
FORMER YUGOSLAVIA	853	853	853	853	853	853
AUSTRALIA	1 439	1 468	1 533	1 611	1 667	1 667
NEW ZEALAND	780	780	780	780	780	780
RUSSIAN FED.	4 849	4 849	4 958	5 207	5 412	5 452

HOUSEHOLD AND SANITARY PAPER (4.31)

	1994	1995	1996	1997	1998	1999
	TOTAL CAPACITY IN 1000 METRIC TONS PER YEAR					
SOUTH AFRICA	107	107	107	107	107	107
ANGOLA	.	.	.	.	.	.
EGYPT	33	33	33	33	33	33
KENYA	10	10	10	10	10	10
MADAGASCAR	1	1	1	1	1	1
MOROCCO	1	1	1	1	1	1
TUNISIA	3	3	3	3	3	3
ZAMBIA	.	.	.	.	.	.
ZIMBABWE	7	8	8	8	8	8
CANADA	654	655	657	657	657	657
UNITED STATES	6 008	6 098	6 199	6 244	6 278	6 278
ARGENTINA	65	65	65	65	65	65
BRAZIL	570	586	597	620	629	629
CHILE	75	99	116	116	116	116
COLOMBIA	121	122	123	123	123	123
COSTA RICA	18	18	18	18	18	18
CUBA	16	16	16	16	16	16
ECUADOR	19	19	19	19	19	19
EL SALVADOR	3	3	3	3	3	3
GUATEMALA	4	4	4	4	4	4
JAMAICA	5	6	6	6	6	6
MEXICO	532	532	590	621	635	635
PANAMA	13	13	13	13	13	13
PARAGUAY	6	6	6	6	6	6
PERU	37	37	37	37	37	37
URUGUAY	16	16	16	16	16	16
VENEZUELA	195	234	234	254	254	254
ISRAEL	45	45	45	45	45	45
JAPAN	1 701	1 716	1 730	1 730	1 730	1 730
CHINA	1 415	1 478	1 572	1 650	1 782	1 782
HONG KONG	1	1	1	1	1	1
INDIA	30	40	66	66	66	66
INDONESIA	62	62	68	68	68	68
IRAN	24	24	24	24	24	24
IRAQ	5	5	5	5	5	5
JORDAN	17	19	19	19	20	20
KOREA DEM PEOPLES REP	.	.	.	.	.	.
KOREA,REPUBLIC OF	346	373	389	389	389	389
LEBANON	2	2	2	2	2	2
MALAYSIA	41	41	41	41	41	41
PAKISTAN	10	10	10	10	10	10
PHILIPPINES	22	22	22	22	22	22
SINGAPORE	5	5	5	5	5	5
THAILAND	103	103	103	103	103	103
TURKEY	20	20	20	20	20	20
VIETNAM	10	12	12	15	25	25
BULGARIA	26	26	26	26	26	26
FORMER CZECHOSLOVAKIA	160	160	160	160	160	160
HUNGARY	34	44	44	44	44	44
POLAND	165	165	165	165	165	165
ROMANIA	59	59	59	59	59	59
BELGIUM - LUXEMBOURG	128	128	128	128	128	128
DENMARK	17	17	17	17	17	17
FRANCE	540	560	580	580	600	620
GERMANY	940	948	952	952	955	965
GREECE	247	247	254	263	280	280
ITALY	620	620	620	685	685	685
NETHERLANDS	202	194	194	194	194	194
PORTUGAL	85	85	85	85	85	85
SPAIN	357	364	411	430	438	447
UNITED KINGDOM	603	629	659	665	665	665
FINLAND	.	.	.	.	.	.
NORWAY	30	31	31	31	31	31
SWEDEN	308	312	324	322	325	329
AUSTRIA	115	115	115	115	115	115
SWITZERLAND	129	129	129	129	129	129
FORMER YUGOSLAVIA	71	71	71	71	71	71
AUSTRALIA	222	224	227	229	236	236
NEW ZEALAND	177	177	177	177	177	177
RUSSIAN FED.	35	35	50	50	65	65

WRAPPING AND PACKAGING PAPER AND BOARD (4.32)

	1994	1995	1996	1997	1998	1999
	TOTAL CAPACITY IN 1000 METRIC TONS PER YEAR					
SOUTH AFRICA	987	987	987	987	987	987
ALGERIA	85	85	85	85	85	85
ANGOLA	.	.	.	.	.	.
CAMEROON	5	5	5	5	5	5
EGYPT	136	136	136	136	136	136
ETHIOPIA	2	2	2	2	2	2
KENYA	150	150	150	150	150	150
LIBYA	5	5	5	5	5	5
MADAGASCAR	4	4	4	4	4	4
MOROCCO	126	126	126	126	126	126
MOZAMBIQUE	8	8	8	8	8	8
NIGERIA	61	61	61	61	61	61
SUDAN	6	7	9	9	9	9
TANZANIA	35	35	35	35	35	35
TUNISIA	60	60	60	60	60	60
UGANDA	1	1	1	1	1	1
ZAMBIA	.	.	.	.	.	.
ZIMBABWE	70	112	112	112	112	112
CANADA	4 286	4 366	4 491	4 559	4 565	4 565
UNITED STATES	43 735	45 343	46 514	47 541	47 740	47 740
ARGENTINA	583	583	583	583	583	583
BRAZIL	3 423	3 521	3 603	3 655	3 684	3 700
CHILE	198	198	198	198	198	198
COLOMBIA	433	444	472	507	548	572
COSTA RICA	1	1	1	1	1	1
CUBA	139	139	139	139	139	139
DOMINICAN REPUBLIC	11	11	11	11	11	11
ECUADOR	105	105	105	105	105	105
EL SALVADOR	19	19	19	19	19	19
GUATEMALA	18	18	18	18	18	18
MEXICO	2 257	2 285	2 340	2 648	2 670	2 670
PANAMA	13	13	13	13	13	13
PARAGUAY	11	11	11	11	11	11
PERU	280	280	280	280	280	280
URUGUAY	43	43	43	43	43	43
VENEZUELA	477	457	457	537	537	537
ISRAEL	131	141	151	151	151	151
JAPAN	13 654	13 656	13 656	13 656	13 656	13 656
BANGLADESH	10	15	15	15	15	15
CAMBODIA	2	2	2	2	2	2
CHINA	8 426	8 745	9 126	9 412	9 944	9 944
HONG KONG	52	52	52	52	52	52
INDIA	1 428	1 509	1 561	1 606	1 631	1 631
INDONESIA	2 119	2 389	2 722	3 181	3 531	3 531
IRAN	315	315	315	315	315	315
IRAQ	76	76	76	76	76	76
JORDAN	14	27	32	32	36	38
KOREA DEM PEOPLES REP	.	.	.	.	.	.
KOREA,REPUBLIC OF	3 687	4 138	4 636	4 636	4 636	4 636
LEBANON	43	43	43	43	43	43
MALAYSIA	52	52	52	52	52	52
MYANMAR	8	8	8	8	8	8
NEPAL	2	2	2	2	2	2
PAKISTAN	123	123	123	123	123	123
PHILIPPINES	363	363	363	363	363	363
SINGAPORE	42	42	42	42	42	42
SRI LANKA	12	12	12	12	12	12
SYRIA	9	9	.	.	.	.
THAILAND	1 472	1 822	2 169	2 401	2 509	2 509
TURKEY	515	515	515	515	515	515
VIETNAM	38	38	36	40	65	65
ALBANIA	24	24	24	24	24	24
BULGARIA	210	210	210	210	210	210
FORMER CZECHOSLOVAKIA	1 025	1 055	1 055	1 055	1 055	1 055
HUNGARY	226	232	232	240	240	246
POLAND	.	.	.	.	.	.
ROMANIA	599	599	599	599	599	599
BELGIUM - LUXEMBOURG	201	201	201	201	201	201
DENMARK	259	259	259	259	259	259
FRANCE	4 515	4 710	4 890	4 890	4 900	4 980
GERMANY	5 795	6 069	6 195	6 291	6 327	6 376
GREECE	325	325	334	347	368	368
ITALY	3 360	3 405	3 485	3 500	3 500	3 500
NETHERLANDS	1 622	1 728	1 808	1 861	1 861	1 861
PORTUGAL	480	480	490	490	520	520
SPAIN	2 234	2 300	2 400	2 650	2 700	2 750
UNITED KINGDOM	2 316	2 459	2 578	2 588	2 588	2 588
FINLAND	2 750	2 830	2 860	2 950	3 000	3 025
NORWAY	455	509	550	561	576	586
SWEDEN	4 462	4 531	4 620	4 800	4 960	5 071
AUSTRIA	1 465	1 526	1 566	1 601	1 601	1 631
SWITZERLAND	349	349	349	349	349	349
FORMER YUGOSLAVIA	631	631	631	631	631	631
AUSTRALIA	1 157	1 184	1 246	1 322	1 371	1 371
NEW ZEALAND	591	591	591	591	591	591
RUSSIAN FED.	3 604	3 604	3 634	3 831	3 991	3 991

LINERBOARD (4.321)

	1994	1995	1996	1997	1998	1999
	TOTAL CAPACITY IN 1000 METRIC TONS PER YEAR					
SOUTH AFRICA	465	465	465	465	465	465
ALGERIA	26	26	26	26	26	26
CAMEROON	.	.	.	.	.	.
EGYPT	30	30	30	30	30	30
ETHIOPIA	.	.	.	.	.	.
KENYA	60	60	60	60	60	60
MADAGASCAR	1	1	1	1	1	1
MOROCCO	14	14	29	29	29	29
MOZAMBIQUE	1	1	1	1	1	1
NIGERIA	35	35	35	35	35	35
TUNISIA	18	18	18	18	18	18
ZAMBIA	.	.	.	.	.	.
ZIMBABWE	22	38	38	38	38	38
CANADA	1 699	1 681	1 829	1 881	1 881	1 881
UNITED STATES	20 708	21 834	22 503	23 415	23 567	23 567
ARGENTINA	159	159	159	159	159	159
BRAZIL	1 188	1 201	1 204	1 204	1 204	1 204
CHILE	52	52	52	52	52	52
COLOMBIA	186	186	200	209	231	243
CUBA	45	45	45	45	45	45
MEXICO	1 509	1 529	1 558	1 819	1 824	1 824
PANAMA	6	6	6	6	6	6
PARAGUAY	3	3	3	3	3	3
PERU	35	35	35	35	35	35
URUGUAY	9	9	9	9	9	9
VENEZUELA	136	102	102	112	112	112
ISRAEL	20	30	30	30	30	30
JAPAN	5 872	5 858	5 858	5 858	5 858	5 858
BANGLADESH	.	.	.	.	.	.
CHINA	2 050	2 123	2 220	2 300	2 420	2 420
INDIA	310	345	354	360	367	367
INDONESIA	505	606	726	836	902	902
IRAN	60	60	60	60	60	60
IRAQ	15	15	15	15	15	15
JORDAN	6	7	10	10	10	12
KOREA DEM PEOPLES REP	.	.	.	.	.	.
KOREA,REPUBLIC OF	1 640	1 785	1 835	1 835	1 835	1 835
MALAYSIA	20	20	20	20	20	20
NEPAL	.	.	.	.	.	.
PAKISTAN	18	18	18	18	18	18
PHILIPPINES	106	106	106	106	106	106
SINGAPORE	3	3	3	3	3	3
SYRIA	6	6	.	.	.	.
THAILAND	1 195	1 545	1 872	2 104	2 212	2 212
TURKEY	70	70	70	70	70	70
VIETNAM	.	.	.	.	.	.
BULGARIA	100	100	100	100	100	100
FORMER CZECHOSLOVAKIA	120	120	120	120	120	120
HUNGARY	28	28	28	28	28	28
POLAND	.	.	.	.	.	.
ROMANIA	140	140	140	140	140	140
BELGIUM - LUXEMBOURG	67	67	67	67	67	67
DENMARK	42	42	42	42	42	42
FRANCE	1 810	1 890	1 950	1 950	1 960	2 000
GERMANY	1 344	1 398	1 433	1 437	1 439	1 450
GREECE	14	14	14	15	16	16
ITALY	905	905	935	935	935	935
PORTUGAL	265	265	265	265	295	295
SPAIN	866	884	922	1 020	1 030	1 048
UNITED KINGDOM	597	658	707	732	732	732
FINLAND	.	.	.	.	.	.
NORWAY	253	247	270	270	280	285
SWEDEN	1 621	1 637	1 663	1 779	1 824	1 824
AUSTRIA	230	230	250	260	260	270
SWITZERLAND	.	.	.	.	.	.
FORMER YUGOSLAVIA	.	.	.	.	.	.
AUSTRALIA	282	283	283	283	283	283
NEW ZEALAND	214	214	214	214	214	214
RUSSIAN FED.	1 252	1 252	1 282	1 409	1 449	1 449

KRAFT LINER (4.3211)

	1994	1995	1996	1997	1998	1999
	TOTAL CAPACITY IN 1000 METRIC TONS PER YEAR					
SOUTH AFRICA	369	369	369	369	369	369
EGYPT	30	30	30	30	30	30
KENYA	60	60	60	60	60	60
NIGERIA	35	35	35	35	35	35
TUNISIA	18	18	18	18	18	18
ZAMBIA	.	.	.	.	.	.
ZIMBABWE	14	27	27	27	27	27
CANADA	1 217	1 187	1 258	1 297	1 297	1 297
UNITED STATES	19 000	19 532	19 758	20 056	20 084	20 084
ARGENTINA	54	54	54	54	54	54
BRAZIL	1 051	1 064	1 067	1 067	1 067	1 067
CHILE	.	.	.	.	.	.
COLOMBIA	65	65	71	73	72	72
MEXICO	.	.	.	.	.	.
PERU	35	35	35	35	35	35
VENEZUELA	.	.	.	.	.	.
JAPAN	3 593	3 593	3 593	3 593	3 593	3 593
BANGLADESH	.	.	.	.	.	.
CHINA	.	.	.	.	.	.
INDIA	269	304	313	319	326	326
INDONESIA	505	606	726	836	902	902
IRAN	60	60	60	60	60	60
JORDAN	.	.	.	.	.	.
KOREA DEM PEOPLES REP	.	.	.	.	.	.
KOREA,REPUBLIC OF	.	.	.	.	.	.
NEPAL	.	.	.	.	.	.
PHILIPPINES	106	106	106	106	106	106
SYRIA	6	6	.	.	.	.
THAILAND	.	.	.	.	.	.
TURKEY	64	64	64	64	64	64
VIETNAM	.	.	.	.	.	.
BULGARIA	100	100	100	100	100	100
FORMER CZECHOSLOVAKIA	.	.	.	.	.	.
POLAND	.	.	.	.	.	.
ROMANIA	60	60	60	60	60	60
FRANCE	480	500	520	520	525	540
GREECE	14	14	14	15	16	16
ITALY	.	.	.	.	.	.
PORTUGAL	220	220	220	220	250	250
SPAIN	70	72	73	75	76	78
FINLAND	.	.	.	.	.	.
NORWAY	214	219	225	225	235	240
SWEDEN	1 528	1 542	1 563	1 679	1 714	1 704
AUSTRIA	230	230	250	260	260	270
SWITZERLAND	.	.	.	.	.	.
FORMER YUGOSLAVIA	.	.	.	.	.	.
AUSTRALIA	232	233	233	233	233	233
NEW ZEALAND	214	214	214	214	214	214
RUSSIAN FED.	1 170	1 170	1 200	1 267	1 307	1 307

UNBLEACHED KRAFT LINER (4.32111)

	1994	1995	1996	1997	1998	1999
	TOTAL CAPACITY IN 1000 METRIC TONS PER YEAR					
SOUTH AFRICA	339	339	339	339	339	339
EGYPT	.	.	.	.	.	.
KENYA	60	60	60	60	60	60
NIGERIA	35	35	35	35	35	35
ZAMBIA	.	.	.	.	.	.
ZIMBABWE	14	27	27	27	27	27
CANADA	.	.	.	.	.	.
UNITED STATES	18 847	19 380	19 586	19 877	19 905	19 905
ARGENTINA	49	49	49	49	49	49
BRAZIL	1 051	1 064	1 067	1 067	1 067	1 067
CHILE	.	.	.	.	.	.
COLOMBIA	.	.	.	.	.	.
MEXICO	.	.	.	.	.	.
PERU	35	35	35	35	35	35
VENEZUELA	.	.	.	.	.	.
JAPAN	.	.	.	.	.	.
BANGLADESH	.	.	.	.	.	.
CHINA	.	.	.	.	.	.
INDIA	260	295	304	310	317	317
INDONESIA	505	606	726	836	902	902
IRAN	60	60	60	60	60	60
JORDAN	.	.	.	.	.	.
KOREA DEM PEOPLES REP	.	.	.	.	.	.
KOREA,REPUBLIC OF	.	.	.	.	.	.
NEPAL	.	.	.	.	.	.
PHILIPPINES	106	106	106	106	106	106
SYRIA	6	6	.	.	.	.
THAILAND	.	.	.	.	.	.
TURKEY	64	64	64	64	64	64
VIETNAM	.	.	.	.	.	.
BULGARIA	100	100	100	100	100	100
FORMER CZECHOSLOVAKIA	.	.	.	.	.	.
POLAND	.	.	.	.	.	.
ROMANIA	60	60	60	60	60	60
FRANCE	370	385	395	395	400	410
ITALY	.	.	.	.	.	.
PORTUGAL	220	220	220	220	250	250
SPAIN	.	.	.	.	.	.
FINLAND	.	.	.	.	.	.
NORWAY	157	219	225	225	235	240
SWEDEN	1 039	1 015	990	1 006	1 011	981
AUSTRIA	230	230	250	260	260	270
SWITZERLAND	.	.	.	.	.	.
FORMER YUGOSLAVIA	.	.	.	.	.	.
AUSTRALIA	230	230	230	230	230	230
NEW ZEALAND	148	148	148	148	148	148
RUSSIAN FED.	1 170	1 170	1 200	1 267	1 307	1 307

BLEACHED KRAFT LINER (4.32112)

	1994	1995	1996	1997	1998	1999
	TOTAL CAPACITY IN 1000 METRIC TONS PER YEAR					
SOUTH AFRICA	30	30	30	30	30	30
EGYPT	.	.	.	.	.	.
TUNISIA	18	18	18	18	18	18
ZAMBIA	.	.	.	.	.	.
CANADA	.	.	.	.	.	.
UNITED STATES	153	152	172	179	179	179
ARGENTINA	5	5	5	5	5	5
CHILE	.	.	.	.	.	.
COLOMBIA	.	.	.	.	.	.
MEXICO	.	.	.	.	.	.
VENEZUELA	.	.	.	.	.	.
JAPAN	.	.	.	.	.	.
BANGLADESH	.	.	.	.	.	.
CHINA	.	.	.	.	.	.
INDIA	9	9	9	9	9	9
JORDAN	.	.	.	.	.	.
KOREA DEM PEOPLES REP	.	.	.	.	.	.
KOREA,REPUBLIC OF	.	.	.	.	.	.
NEPAL	.	.	.	.	.	.
THAILAND	.	.	.	.	.	.
FORMER CZECHOSLOVAKIA	.	.	.	.	.	.
POLAND	.	.	.	.	.	.
FRANCE	110	115	125	125	125	130
ITALY	.	.	.	.	.	.
SPAIN	.	.	.	.	.	.
FINLAND	.	.	.	.	.	.
SWEDEN	489	527	573	673	703	723
AUSTRIA	.	.	.	.	.	.
SWITZERLAND	.	.	.	.	.	.
FORMER YUGOSLAVIA	.	.	.	.	.	.
AUSTRALIA	2	3	3	3	3	3
NEW ZEALAND	66	66	66	66	66	66

OTHER LINERBOARD (4.3212)

	1994	1995	1996	1997	1998	1999
	TOTAL CAPACITY IN 1000 METRIC TONS PER YEAR					
SOUTH AFRICA	96	96	96	96	96	96
ALGERIA	26	26	26	26	26	26
EGYPT	.	.	.	.	.	.
ETHIOPIA	.	.	.	.	.	.
MADAGASCAR	1	1	1	1	1	1
MOROCCO	14	14	29	29	29	29
MOZAMBIQUE	1	1	1	1	1	1
ZAMBIA	.	.	.	.	.	.
ZIMBABWE	8	11	11	11	11	11
CANADA	482	494	571	584	584	584
UNITED STATES	1 708	2 302	2 745	3 359	3 483	3 483
ARGENTINA	105	105	105	105	105	105
BRAZIL	137	137	137	137	137	137
CHILE	.	.	.	.	.	.
COLOMBIA	121	121	129	136	159	171
CUBA	45	45	45	45	45	45
MEXICO	.	.	.	.	.	.
PANAMA	6	6	6	6	6	6
PARAGUAY	3	3	3	3	3	3
URUGUAY	9	9	9	9	9	9
VENEZUELA	.	.	.	.	.	.
ISRAEL	20	30	30	30	30	30
JAPAN	2 279	2 265	2 265	2 265	2 265	2 265
BANGLADESH	.	.	.	.	.	.
CHINA	.	.	.	.	.	.
INDIA	41	41	41	41	41	41
IRAQ	15	15	15	15	15	15
JORDAN	.	.	.	.	.	.
KOREA DEM PEOPLES REP	.	.	.	.	.	.
KOREA,REPUBLIC OF	.	.	.	.	.	.
MALAYSIA	20	20	20	20	20	20
NEPAL	.	.	.	.	.	.
PAKISTAN	18	18	18	18	18	18
SINGAPORE	3	3	3	3	3	3
THAILAND	.	.	.	.	.	.
TURKEY	6	6	6	6	6	6
FORMER CZECHOSLOVAKIA	120	120	120	120	120	120
HUNGARY	28	28	28	28	28	28
POLAND	.	.	.	.	.	.
ROMANIA	80	80	80	80	80	80
BELGIUM - LUXEMBOURG	67	67	67	67	67	67
DENMARK	42	42	42	42	42	42
FRANCE	1 330	1 390	1 430	1 430	1 435	1 460
GERMANY	1 344	1 398	1 433	1 437	1 439	1 450
ITALY	.	.	.	.	.	.
PORTUGAL	45	45	45	45	45	45
SPAIN	796	812	849	945	954	970
UNITED KINGDOM	597	658	707	732	732	732
FINLAND	.	.	.	.	.	.
NORWAY	39	28	45	45	45	45
SWEDEN	93	95	100	100	110	120
AUSTRIA	.	.	.	.	.	.
SWITZERLAND	.	.	.	.	.	.
FORMER YUGOSLAVIA	.	.	.	.	.	.
AUSTRALIA	50	50	50	50	50	50
RUSSIAN FED.	82	82	82	142	142	142

FLUTING MEDIUM (4.322)

	1994	1995	1996	1997	1998	1999
	TOTAL CAPACITY IN 1000 METRIC TONS PER YEAR					
SOUTH AFRICA	235	235	235	235	235	235
ALGERIA	22	22	22	22	22	22
CAMEROON	.	.	.	.	.	.
EGYPT	15	15	15	15	15	15
KENYA	5	5	5	5	5	5
MADAGASCAR	1	1	1	1	1	1
MOROCCO	53	53	34	34	34	34
NIGERIA	11	11	11	11	11	11
SUDAN	2	3	4	4	4	4
TUNISIA	12	12	12	12	12	12
UGANDA	1	1	1	1	1	1
ZAMBIA	.	.	.	.	.	.
ZIMBABWE	15	32	32	32	32	32
CANADA	950	968	928	928	928	928
UNITED STATES	8 056	8 248	8 428	8 383	8 379	8 379
ARGENTINA	130	130	130	130	130	130
BRAZIL	886	907	912	940	961	966
CHILE	52	52	52	52	52	52
COLOMBIA	95	96	99	107	121	132
CUBA	16	16	16	16	16	16
ECUADOR	75	75	75	75	75	75
PANAMA	3	3	3	3	3	3
PARAGUAY	4	4	4	4	4	4
PERU	167	167	167	167	167	167
URUGUAY	1	1	1	1	1	1
VENEZUELA	81	125	125	140	140	140
ISRAEL	90	90	100	100	100	100
JAPAN	3 914	3 932	3 932	3 932	3 932	3 932
BANGLADESH	.	.	.	.	.	.
CHINA	1 858	1 915	1 970	2 010	2 118	2 118
HONG KONG	52	52	52	52	52	52
INDIA	514	527	527	536	542	542
INDONESIA	731	771	924	1 064	1 148	1 148
IRAN	110	110	110	110	110	110
JORDAN	8	12	12	12	14	14
KOREA DEM PEOPLES REP	.	.	.	.	.	.
KOREA,REPUBLIC OF	676	766	973	973	973	973
LEBANON	13	13	13	13	13	13
MALAYSIA	9	9	9	9	9	9
NEPAL	.	.	.	.	.	.
PAKISTAN	25	25	25	25	25	25
PHILIPPINES	174	174	174	174	174	174
SINGAPORE	21	21	21	21	21	21
SRI LANKA	7	7	7	7	7	7
SYRIA	3	3	.	.	.	.
TURKEY	121	121	121	121	121	121
ALBANIA	6	6	6	6	6	6
BULGARIA	70	70	70	70	70	70
FORMER CZECHOSLOVAKIA	135	135	135	135	135	135
HUNGARY	106	106	106	106	106	106
POLAND	.	.	.	.	.	.
ROMANIA	75	75	75	75	75	75
BELGIUM - LUXEMBOURG	48	48	48	48	48	48
DENMARK	161	161	161	161	161	161
FRANCE	1 410	1 470	1 520	1 520	1 520	1 530
GERMANY	1 435	1 502	1 538	1 562	1 580	1 595
GREECE	71	71	73	76	80	80
ITALY	895	900	940	955	955	955
NETHERLANDS	673	709	734	759	759	759
PORTUGAL	100	100	110	110	110	110
SPAIN	612	648	697	836	863	881
UNITED KINGDOM	839	909	972	953	953	953
FINLAND	.	.	.	.	.	.
NORWAY	81	84	86	86	87	90
SWEDEN	345	350	361	380	385	385
AUSTRIA	520	555	560	570	570	580
FORMER YUGOSLAVIA	.	.	.	.	.	.
AUSTRALIA	280	287	287	287	287	287
NEW ZEALAND	161	161	161	161	161	161
RUSSIAN FED.	538	538	538	548	628	628

SEMI-CHEMICAL FLUTING MEDIUM (4.3221)

	1994	1995	1996	1997	1998	1999
	TOTAL CAPACITY IN 1000 METRIC TONS PER YEAR					
SOUTH AFRICA	144	144	144	144	144	144
ALGERIA	15	15	15	15	15	15
KENYA	5	5	5	5	5	5
MADAGASCAR	1	1	1	1	1	1
NIGERIA	11	11	11	11	11	11
SUDAN	2	3	4	4	4	4
TUNISIA	12	12	12	12	12	12
ZAMBIA	.	.	.	.	.	.
ZIMBABWE	15	32	32	32	32	32
CANADA	614	630	630	630	630	630
UNITED STATES	5 362	5 352	5 414	5 313	5 303	5 303
ARGENTINA	50	50	50	50	50	50
BRAZIL	83	83	83	83	83	83
CHILE	.	.	.	.	.	.
COLOMBIA	57	57	60	61	50	46
PARAGUAY	1	1	1	1	1	1
PERU	167	167	167	167	167	167
URUGUAY	1	1	1	1	1	1
VENEZUELA	.	.	.	.	.	.
JAPAN	1 697	1 697	1 697	1 697	1 697	1 697
BANGLADESH	.	.	.	.	.	.
CHINA	.	.	.	.	.	.
INDONESIA	731	771	924	1 064	1 148	1 148
IRAN	80	80	80	80	80	80
JORDAN	.	.	.	.	.	.
KOREA DEM PEOPLES REP	.	.	.	.	.	.
LEBANON	.	.	.	.	.	.
NEPAL	.	.	.	.	.	.
BULGARIA	.	.	.	.	.	.
FORMER CZECHOSLOVAKIA	120	120	120	120	120	120
POLAND	.	.	.	.	.	.
ROMANIA	40	40	40	40	40	40
BELGIUM - LUXEMBOURG	13	13	13	13	13	13
DENMARK	71	71	71	71	71	71
FRANCE	145	150	150	150	150	150
GREECE	.	.	.	.	.	.
ITALY	.	.	.	.	.	.
NETHERLANDS	.	.	.	.	.	.
UNITED KINGDOM	124	127	129	130	130	130
FINLAND	.	.	.	.	.	.
NORWAY	81	84	86	86	87	90
SWEDEN	.	.	.	.	.	.
AUSTRIA	.	.	.	.	.	.
FORMER YUGOSLAVIA	.	.	.	.	.	.
NEW ZEALAND	97	97	97	97	97	97
RUSSIAN FED.	538	538	538	548	628	628

OTHER FLUTING MEDIUM (4.3222)

	1994	1995	1996	1997	1998	1999
	TOTAL CAPACITY IN 1000 METRIC TONS PER YEAR					
SOUTH AFRICA	91	91	91	91	91	91
ALGERIA	7	7	7	7	7	7
EGYPT	15	15	15	15	15	15
MOROCCO	53	53	34	34	34	34
UGANDA	1	1	1	1	1	1
ZAMBIA	.	.	.	.	.	.
CANADA	336	338	298	298	298	298
UNITED STATES	2 694	2 896	3 014	3 070	3 076	3 076
ARGENTINA	80	80	80	80	80	80
BRAZIL	803	824	829	857	878	883
CHILE	.	.	.	.	.	.
COLOMBIA	38	39	39	46	71	86
CUBA	16	16	16	16	16	16
ECUADOR	75	75	75	75	75	75
PANAMA	3	3	3	3	3	3
PARAGUAY	3	3	3	3	3	3
VENEZUELA	.	.	.	.	.	.
ISRAEL	90	90	100	100	100	100
JAPAN	2 217	2 235	2 235	2 235	2 235	2 235
BANGLADESH	.	.	.	.	.	.
CHINA	.	.	.	.	.	.
HONG KONG	52	52	52	52	52	52
INDIA	514	527	527	536	542	542
IRAN	30	30	30	30	30	30
JORDAN	.	.	.	.	.	.
KOREA DEM PEOPLES REP	.	.	.	.	.	.
KOREA,REPUBLIC OF	676	766	973	973	973	973
LEBANON	.	.	.	.	.	.
MALAYSIA	9	9	9	9	9	9
NEPAL	.	.	.	.	.	.
PAKISTAN	25	25	25	25	25	25
PHILIPPINES	174	174	174	174	174	174
SINGAPORE	21	21	21	21	21	21
SRI LANKA	7	7	7	7	7	7
SYRIA	3	3	.	.	.	.
TURKEY	121	121	121	121	121	121
ALBANIA	6	6	6	6	6	6
BULGARIA	.	.	.	.	.	.
FORMER CZECHOSLOVAKIA	15	15	15	15	15	15
HUNGARY	106	106	106	106	106	106
POLAND	.	.	.	.	.	.
ROMANIA	35	35	35	35	35	35
BELGIUM - LUXEMBOURG	35	35	35	35	35	35
DENMARK	90	90	90	90	90	90
FRANCE	1 265	1 320	1 370	1 370	1 370	1 380
GERMANY	1 435	1 502	1 538	1 562	1 580	1 595
GREECE	.	.	.	.	.	.
ITALY	.	.	.	.	.	.
NETHERLANDS	.	.	.	.	.	.
PORTUGAL	100	100	110	110	110	110
SPAIN	612	648	697	836	863	881
UNITED KINGDOM	715	782	843	823	823	823
FINLAND	.	.	.	.	.	.
SWEDEN	.	.	.	.	.	.
AUSTRIA	.	.	.	.	.	.
FORMER YUGOSLAVIA	.	.	.	.	.	.
AUSTRALIA	280	287	287	287	287	287
NEW ZEALAND	64	64	64	64	64	64

KRAFT WRAPPING AND PACKAGING (4.323)

	1994	1995	1996	1997	1998	1999
	TOTAL CAPACITY IN 1000 METRIC TONS PER YEAR					
SOUTH AFRICA	107	107	107	107	107	107
ALGERIA	8	8	8	8	8	8
ANGOLA	.	.	.	.	.	.
CAMEROON	.	.	.	.	.	.
EGYPT	.	.	.	.	.	.
ETHIOPIA	1	1	1	1	1	1
KENYA	55	55	55	55	55	55
LIBYA	1	1	1	1	1	1
MADAGASCAR	1	1	1	1	1	1
MOROCCO	11	11	11	11	11	11
MOZAMBIQUE	4	4	4	4	4	4
NIGERIA	12	12	12	12	12	12
TANZANIA	35	35	35	35	35	35
TUNISIA	20	20	20	20	20	20
ZAMBIA	.	.	.	.	.	.
ZIMBABWE	18	27	27	27	27	27
CANADA	581	591	603	619	625	625
UNITED STATES	2 820	2 721	2 735	2 736	2 736	2 736
ARGENTINA	134	134	134	134	134	134
BRAZIL	604	634	640	643	643	643
CHILE	31	31	31	31	31	31
COLOMBIA	61	65	68	72	74	74
COSTA RICA	1	1	1	1	1	1
CUBA	30	30	30	30	30	30
ECUADOR	22	22	22	22	22	22
GUATEMALA	13	13	13	13	13	13
MEXICO	386	392	394	413	413	413
PANAMA	4	4	4	4	4	4
PERU	53	53	53	53	53	53
URUGUAY	12	12	12	12	12	12
VENEZUELA	126	89	89	130	130	130
ISRAEL	3	3	3	3	3	3
JAPAN	1 293	1 289	1 289	1 289	1 289	1 289
BANGLADESH	.	.	.	.	.	.
CHINA	1 522	1 632	1 765	1 852	1 976	1 976
INDIA	88	88	88	88	92	92
INDONESIA	160	160	160	169	169	169
IRAN	90	90	90	90	90	90
IRAQ	30	30	30	30	30	30
KOREA DEM PEOPLES REP	.	.	.	.	.	.
KOREA,REPUBLIC OF	288	319	358	358	358	358
MYANMAR	7	7	7	7	7	7
NEPAL	.	.	.	.	.	.
PHILIPPINES	46	46	46	46	46	46
TURKEY	88	88	88	88	88	88
ALBANIA	14	14	14	14	14	14
BULGARIA	40	40	40	40	40	40
FORMER CZECHOSLOVAKIA	117	117	117	117	117	117
HUNGARY	36	36	36	36	36	36
POLAND	.	.	.	.	.	.
ROMANIA	159	159	159	159	159	159
DENMARK	10	10	10	10	10	10
FRANCE	250	260	270	270	270	280
GERMANY	35	24	21	21	21	21
GREECE	12	12	12	13	14	14
ITALY	110	110	110	110	110	110
PORTUGAL	60	60	60	60	60	60
SPAIN	246	248	250	253	255	258
UNITED KINGDOM	64	67	68	67	67	67
FINLAND	.	.	.	.	.	.
NORWAY	34	33	35	36	37	37
SWEDEN	1 044	1 063	1 013	974	999	1 009
AUSTRIA	260	260	265	270	270	270
SWITZERLAND	349	349	349	349	349	349
FORMER YUGOSLAVIA	.	.	.	.	.	.
AUSTRALIA	62	62	62	62	62	62
NEW ZEALAND	135	135	135	135	135	135
RUSSIAN FED.	689	689	689	739	739	739

SACK KRAFT (4.3231)

	1994	1995	1996	1997	1998	1999
	TOTAL CAPACITY IN 1000 METRIC TONS PER YEAR					
SOUTH AFRICA	83	83	83	83	83	83
ALGERIA	6	6	6	6	6	6
ANGOLA	.	.	.	.	.	.
EGYPT	.	.	.	.	.	.
KENYA	30	30	30	30	30	30
MADAGASCAR	1	1	1	1	1	1
NIGERIA	12	12	12	12	12	12
TANZANIA	35	35	35	35	35	35
TUNISIA	18	18	18	18	18	18
ZAMBIA	.	.	.	.	.	.
ZIMBABWE	12	15	15	15	15	15
CANADA	323	320	317	317	317	317
UNITED STATES	874	843	847	848	848	848
ARGENTINA	99	99	99	99	99	99
BRAZIL	314	324	324	324	324	324
CHILE	.	.	.	.	.	.
COLOMBIA	42	45	46	47	48	48
ECUADOR	15	15	15	15	15	15
MEXICO	.	.	.	.	.	.
PANAMA	4	4	4	4	4	4
PERU	32	32	32	32	32	32
URUGUAY	4	4	4	4	4	4
VENEZUELA	.	.	.	.	.	.
JAPAN	705	703	703	703	703	703
BANGLADESH	.	.	.	.	.	.
CHINA	.	.	.	.	.	.
INDIA	44	44	44	44	46	46
INDONESIA	111	111	111	111	111	111
IRAN	.	.	.	.	.	.
IRAQ	.	.	.	.	.	.
KOREA DEM PEOPLES REP	.	.	.	.	.	.
KOREA,REPUBLIC OF	288	319	358	358	358	358
MYANMAR	.	.	.	.	.	.
NEPAL	.	.	.	.	.	.
PHILIPPINES	28	28	28	28	28	28
TURKEY	75	75	75	75	75	75
ALBANIA	5	5	5	5	5	5
BULGARIA	28	28	28	28	28	28
FORMER CZECHOSLOVAKIA	100	100	100	100	100	100
HUNGARY	32	32	32	32	32	32
POLAND	.	.	.	.	.	.
ROMANIA	70	70	70	70	70	70
FRANCE	115	120	120	120	120	120
GREECE	.	.	.	.	.	.
ITALY	.	.	.	.	.	.
PORTUGAL	30	30	30	30	30	30
SPAIN	181	183	184	186	188	190
UNITED KINGDOM	2	2	2	2	2	2
FINLAND	.	.	.	.	.	.
SWEDEN	723	723	678	618	631	641
AUSTRIA	200	200	205	210	210	210
FORMER YUGOSLAVIA	.	.	.	.	.	.
AUSTRALIA	40	40	40	40	40	40
NEW ZEALAND	71	71	71	71	71	71
RUSSIAN FED.	689	689	689	739	739	739

OTHER KRAFT WRAPPING AND PACKAGING (4.3232)

	1994	1995	1996	1997	1998	1999
	TOTAL CAPACITY IN 1000 METRIC TONS PER YEAR					
SOUTH AFRICA	24	24	24	24	24	24
ALGERIA	2	2	2	2	2	2
ANGOLA	.	.	.	.	.	.
EGYPT	.	.	.	.	.	.
ETHIOPIA	1	1	1	1	1	1
KENYA	25	25	25	25	25	25
LIBYA	1	1	1	1	1	1
MOROCCO	11	11	11	11	11	11
MOZAMBIQUE	4	4	4	4	4	4
TUNISIA	2	2	2	2	2	2
ZAMBIA	.	.	.	.	.	.
ZIMBABWE	6	12	12	12	12	12
CANADA	258	271	286	302	308	308
UNITED STATES	1 946	1 878	1 888	1 888	1 888	1 888
ARGENTINA	35	35	35	35	35	35
BRAZIL	290	310	316	319	319	319
CHILE	.	.	.	.	.	.
COLOMBIA	19	20	22	25	26	26
COSTA RICA	1	1	1	1	1	1
CUBA	30	30	30	30	30	30
ECUADOR	7	7	7	7	7	7
GUATEMALA	13	13	13	13	13	13
MEXICO	.	.	.	.	.	.
PERU	21	21	21	21	21	21
URUGUAY	8	8	8	8	8	8
VENEZUELA	.	.	.	.	.	.
ISRAEL	3	3	3	3	3	3
JAPAN	588	586	586	586	586	586
BANGLADESH	.	.	.	.	.	.
CHINA	.	.	.	.	.	.
INDIA	44	44	44	44	46	46
INDONESIA	49	49	49	58	58	58
IRAN	.	.	.	.	.	.
IRAQ	.	.	.	.	.	.
KOREA DEM PEOPLES REP	.	.	.	.	.	.
MYANMAR	.	.	.	.	.	.
NEPAL	.	.	.	.	.	.
PHILIPPINES	18	18	18	18	18	18
TURKEY	13	13	13	13	13	13
ALBANIA	9	9	9	9	9	9
BULGARIA	12	12	12	12	12	12
FORMER CZECHOSLOVAKIA	17	17	17	17	17	17
HUNGARY	4	4	4	4	4	4
POLAND	.	.	.	.	.	.
ROMANIA	89	89	89	89	89	89
DENMARK	10	10	10	10	10	10
FRANCE	135	140	150	150	150	160
GERMANY	35	24	21	21	21	21
GREECE	.	.	.	.	.	.
ITALY	.	.	.	.	.	.
PORTUGAL	30	30	30	30	30	30
SPAIN	65	65	66	67	67	68
UNITED KINGDOM	62	65	66	65	65	65
FINLAND	.	.	.	.	.	.
NORWAY	34	33	35	36	37	37
SWEDEN	321	340	335	356	368	368
AUSTRIA	60	60	60	60	60	60
SWITZERLAND	349	349	349	349	349	349
FORMER YUGOSLAVIA	.	.	.	.	.	.
AUSTRALIA	22	22	22	22	22	22
NEW ZEALAND	64	64	64	64	64	64

FOLDING BOXBOARD (4.324)

	1994	1995	1996	1997	1998	1999
	TOTAL CAPACITY IN 1000 METRIC TONS PER YEAR					
SOUTH AFRICA	172	172	172	172	172	172
ALGERIA	20	20	20	20	20	20
ANGOLA	.	.	.	.	.	.
CAMEROON	.	.	.	.	.	.
EGYPT	45	45	45	45	45	45
ETHIOPIA	1	1	1	1	1	1
LIBYA	2	2	2	2	2	2
MADAGASCAR	1	1	1	1	1	1
MOROCCO	37	37	41	41	41	41
NIGERIA	3	3	3	3	3	3
SUDAN	4	4	5	5	5	5
ZAMBIA	.	.	.	.	.	.
ZIMBABWE	15	15	15	15	15	15
CANADA	1 003	1 071	1 076	1 076	1 076	1 076
UNITED STATES	8 419	8 812	9 110	9 265	9 312	9 312
ARGENTINA	50	50	50	50	50	50
BRAZIL	558	566	598	606	611	611
CHILE	63	63	63	63	63	63
COLOMBIA	68	73	80	89	91	92
CUBA	44	44	44	44	44	44
ECUADOR	8	8	8	8	8	8
GUATEMALA	5	5	5	5	5	5
MEXICO	362	364	388	416	433	433
PARAGUAY	3	3	3	3	3	3
PERU	21	21	21	21	21	21
URUGUAY	10	10	10	10	10	10
VENEZUELA	134	141	141	155	155	155
ISRAEL	3	3	3	3	3	3
JAPAN	2 168	2 168	2 168	2 168	2 168	2 168
BANGLADESH	.	.	.	.	.	.
CHINA	1 860	1 917	1 986	2 040	2 160	2 160
INDIA	516	549	592	622	630	630
INDONESIA	723	852	912	1 112	1 312	1 312
IRAN	55	55	55	55	55	55
IRAQ	28	28	28	28	28	28
JORDAN	0	8	10	10	12	12
KOREA DEM PEOPLES REP	.	.	.	.	.	.
KOREA,REPUBLIC OF	927	1 116	1 318	1 318	1 318	1 318
LEBANON	20	20	20	20	20	20
MALAYSIA	23	23	23	23	23	23
MYANMAR	1	1	1	1	1	1
NEPAL	.	.	.	.	.	.
PAKISTAN	80	80	80	80	80	80
PHILIPPINES	37	37	37	37	37	37
SINGAPORE	18	18	18	18	18	18
SRI LANKA	4	4	4	4	4	4
THAILAND	277	277	297	297	297	297
TURKEY	110	110	110	110	110	110
ALBANIA	4	4	4	4	4	4
FORMER CZECHOSLOVAKIA	143	173	173	173	173	173
HUNGARY	36	42	42	50	50	56
POLAND	.	.	.	.	.	.
ROMANIA	135	135	135	135	135	135
BELGIUM - LUXEMBOURG	38	38	38	38	38	38
DENMARK	46	46	46	46	46	46
FRANCE	425	440	460	460	460	470
GERMANY	1 102	1 187	1 217	1 240	1 250	1 260
GREECE	138	138	142	147	156	156
ITALY	870	880	890	890	890	890
NETHERLANDS	143	166	170	175	175	175
PORTUGAL	45	45	45	45	45	45
SPAIN	510	520	531	541	552	563
UNITED KINGDOM	328	333	334	334	334	334
FINLAND	1 380	1 465	1 482	1 540	1 560	1 580
NORWAY	33	39	42	42	42	42
SWEDEN	1 452	1 481	1 583	1 667	1 752	1 853
AUSTRIA	420	450	460	470	470	480
SWITZERLAND	.	.	.	.	.	.
FORMER YUGOSLAVIA	.	.	.	.	.	.
AUSTRALIA	524	552	614	690	739	739
NEW ZEALAND	81	81	81	81	81	81
RUSSIAN FED.	800	800	800	810	810	810

PULP BASED FOLDING BOXBOARD (4.3241)

	1994	1995	1996	1997	1998	1999
	TOTAL CAPACITY IN 1000 METRIC TONS PER YEAR					
ANGOLA	.	.	.	.	.	.
MADAGASCAR	1	1	1	1	1	1
SUDAN	2	2	2	2	2	2
ZAMBIA	.	.	.	.	.	.
ZIMBABWE	15	15	15	15	15	15
CANADA	.	.	.	.	.	.
UNITED STATES	5 724	6 037	6 269	6 402	6 444	6 444
ARGENTINA	35	35	35	35	35	35
BRAZIL	193	193	193	193	193	193
CHILE	.	.	.	.	.	.
COLOMBIA	.	.	.	.	.	.
CUBA	4	4	4	4	4	4
MEXICO	.	.	.	.	.	.
PERU	21	21	21	21	21	21
URUGUAY	5	5	5	5	5	5
VENEZUELA	.	.	.	.	.	.
JAPAN	813	813	813	813	813	813
BANGLADESH	.	.	.	.	.	.
INDIA	54	74	99	104	111	111
INDONESIA	644	739	797	997	1 197	1 197
IRAQ	28	28	28	28	28	28
KOREA DEM PEOPLES REP	.	.	.	.	.	.
KOREA,REPUBLIC OF	.	.	.	.	.	.
NEPAL	.	.	.	.	.	.
FORMER CZECHOSLOVAKIA	30	30	30	30	30	30
POLAND	.	.	.	.	.	.
ROMANIA	8	8	8	8	8	8
BELGIUM - LUXEMBOURG	38	38	38	38	38	38
FRANCE	220	225	235	235	235	240
GERMANY	61	66	67	68	69	70
GREECE	104	104	107	111	118	118
ITALY	.	.	.	.	.	.
NETHERLANDS	.	.	.	.	.	.
SPAIN	.	.	.	.	.	.
UNITED KINGDOM	238	240	240	240	240	240
FINLAND	.	.	.	.	.	.
NORWAY	33	39	42	42	42	42
SWEDEN	.	.	.	.	.	.
SWITZERLAND	.	.	.	.	.	.
FORMER YUGOSLAVIA	.	.	.	.	.	.
NEW ZEALAND	81	81	81	81	81	81
RUSSIAN FED.	328	328	328	338	338	338

BLEACHED CHEMICAL PULP FOLDING BOXBOARD (4.32411)

	1994	1995	1996	1997	1998	1999
	TOTAL CAPACITY IN 1000 METRIC TONS PER YEAR					
ZAMBIA	.	.	.	.	.	.
CANADA	.	.	.	.	.	.
UNITED STATES	4 293	4 439	4 588	4 618	4 631	4 631
ARGENTINA	25	25	25	25	25	25
BRAZIL	28	28	28	28	28	28
CHILE	.	.	.	.	.	.
COLOMBIA	.	.	.	.	.	.
CUBA	4	4	4	4	4	4
MEXICO	.	.	.	.	.	.
PERU	21	21	21	21	21	21
URUGUAY	2	2	2	2	2	2
VENEZUELA	.	.	.	.	.	.
JAPAN	.	.	.	.	.	.
BANGLADESH	.	.	.	.	.	.
INDIA	27	27	52	57	60	60
INDONESIA	644	739	797	997	1 197	1 197
KOREA DEM PEOPLES REP	.	.	.	.	.	.
KOREA,REPUBLIC OF	.	.	.	.	.	.
NEPAL	.	.	.	.	.	.
FORMER CZECHOSLOVAKIA	13	13	13	13	13	13
POLAND	.	.	.	.	.	.
ROMANIA	8	8	8	8	8	8
GERMANY	61	66	67	68	69	70
GREECE	104	104	107	111	118	118
ITALY	.	.	.	.	.	.
NETHERLANDS	.	.	.	.	.	.
SPAIN	.	.	.	.	.	.
FINLAND	.	.	.	.	.	.
SWEDEN	.	.	.	.	.	.
SWITZERLAND	.	.	.	.	.	.
FORMER YUGOSLAVIA	.	.	.	.	.	.

OTHER PULP BASED FOLDING BOXBOARD (4.32412)

	1994	1995	1996	1997	1998	1999
	TOTAL CAPACITY IN 1000 METRIC TONS PER YEAR					
ANGOLA	.	.	.	.	.	.
MADAGASCAR	1	1	1	1	1	1
SUDAN	2	2	2	2	2	2
ZAMBIA	.	.	.	.	.	.
ZIMBABWE	15	15	15	15	15	15
CANADA	.	.	.	.	.	.
UNITED STATES	1 431	1 598	1 681	1 784	1 813	1 813
ARGENTINA	10	10	10	10	10	10
BRAZIL	165	165	165	165	165	165
CHILE	.	.	.	.	.	.
COLOMBIA	.	.	.	.	.	.
MEXICO	.	.	.	.	.	.
URUGUAY	3	3	3	3	3	3
VENEZUELA	.	.	.	.	.	.
JAPAN	.	.	.	.	.	.
BANGLADESH	.	.	.	.	.	.
INDIA	27	47	47	47	51	51
IRAQ	28	28	28	28	28	28
KOREA DEM PEOPLES REP	.	.	.	.	.	.
KOREA,REPUBLIC OF	.	.	.	.	.	.
NEPAL	.	.	.	.	.	.
FORMER CZECHOSLOVAKIA	17	17	17	17	17	17
POLAND	.	.	.	.	.	.
BELGIUM - LUXEMBOURG	38	38	38	38	38	38
FRANCE	220	225	235	235	235	240
ITALY	.	.	.	.	.	.
NETHERLANDS	.	.	.	.	.	.
SPAIN	.	.	.	.	.	.
UNITED KINGDOM	238	240	240	240	240	240
FINLAND	.	.	.	.	.	.
SWEDEN	.	.	.	.	.	.
SWITZERLAND	.	.	.	.	.	.
FORMER YUGOSLAVIA	.	.	.	.	.	.
NEW ZEALAND	81	81	81	81	81	81
RUSSIAN FED.	328	328	328	338	338	338

WASTE PAPER BASED FOLDING BOXBOARD (4.3242)

	1994	1995	1996	1997	1998	1999
	TOTAL CAPACITY IN 1000 METRIC TONS PER YEAR					
SOUTH AFRICA	172	172	172	172	172	172
ALGERIA	20	20	20	20	20	20
ANGOLA	.	.	.	.	.	.
EGYPT	45	45	45	45	45	45
ETHIOPIA	1	1	1	1	1	1
LIBYA	2	2	2	2	2	2
MOROCCO	37	37	41	41	41	41
NIGERIA	3	3	3	3	3	3
SUDAN	2	2	3	3	3	3
ZAMBIA	.	.	.	.	.	.
CANADA	.	.	.	.	.	.
UNITED STATES	2 695	2 775	2 841	2 863	2 868	2 868
ARGENTINA	15	15	15	15	15	15
BRAZIL	365	373	405	413	418	418
CHILE	.	.	.	.	.	.
COLOMBIA	.	.	.	.	.	.
CUBA	40	40	40	40	40	40
ECUADOR	8	8	8	8	8	8
GUATEMALA	5	5	5	5	5	5
MEXICO	.	.	.	.	.	.
PARAGUAY	3	3	3	3	3	3
URUGUAY	5	5	5	5	5	5
VENEZUELA	.	.	.	.	.	.
ISRAEL	3	3	3	3	3	3
JAPAN	1 355	1 355	1 355	1 355	1 355	1 355
BANGLADESH	.	.	.	.	.	.
INDIA	462	475	493	518	519	519
INDONESIA	79	113	115	115	115	115
IRAN	55	55	55	55	55	55
JORDAN	0	8	10	10	12	12
KOREA DEM PEOPLES REP	.	.	.	.	.	.
KOREA,REPUBLIC OF	927	1 116	1 318	1 318	1 318	1 318
LEBANON	20	20	20	20	20	20
MALAYSIA	23	23	23	23	23	23
MYANMAR	1	1	1	1	1	1
NEPAL	.	.	.	.	.	.
PAKISTAN	80	80	80	80	80	80
PHILIPPINES	37	37	37	37	37	37
SINGAPORE	18	18	18	18	18	18
SRI LANKA	4	4	4	4	4	4
THAILAND	277	277	297	297	297	297
TURKEY	110	110	110	110	110	110
ALBANIA	4	4	4	4	4	4
FORMER CZECHOSLOVAKIA	113	143	143	143	143	143
HUNGARY	36	42	42	50	50	56
POLAND	.	.	.	.	.	.
ROMANIA	127	127	127	127	127	127
DENMARK	46	46	46	46	46	46
FRANCE	205	215	225	225	225	230
GERMANY	1 041	1 121	1 150	1 172	1 181	1 190
GREECE	34	34	35	36	38	38
ITALY	.	.	.	.	.	.
NETHERLANDS	.	.	.	.	.	.
PORTUGAL	45	45	45	45	45	45
SPAIN	.	.	.	.	.	.
UNITED KINGDOM	90	93	94	94	94	94
FINLAND	.	.	.	.	.	.
SWEDEN	.	.	.	.	.	.
AUSTRIA	420	450	460	470	470	480
SWITZERLAND	.	.	.	.	.	.
FORMER YUGOSLAVIA	.	.	.	.	.	.
AUSTRALIA	524	552	614	690	739	739
RUSSIAN FED.	472	472	472	472	472	472

OTHER WRAPPING AND PACKAGING N.E.S. (4.325)

	1994	1995	1996	1997	1998	1999
	TOTAL CAPACITY IN 1000 METRIC TONS PER YEAR					
SOUTH AFRICA	8	8	8	8	8	8
ALGERIA	9	9	9	9	9	9
ANGOLA	.	.	.	.	.	.
CAMEROON	.	.	.	.	.	.
EGYPT	46	46	46	46	46	46
KENYA	30	30	30	30	30	30
LIBYA	2	2	2	2	2	2
MOROCCO	11	11	11	11	11	11
MOZAMBIQUE	3	3	3	3	3	3
TUNISIA	10	10	10	10	10	10
ZAMBIA	.	.	.	.	.	.
CANADA	53	55	55	55	55	55
UNITED STATES	3 732	3 728	3 738	3 742	3 746	3 746
ARGENTINA	110	110	110	110	110	110
BRAZIL	187	213	249	262	265	276
COLOMBIA	23	24	25	30	31	31
CUBA	4	4	4	4	4	4
DOMINICAN REPUBLIC	11	11	11	11	11	11
PARAGUAY	1	1	1	1	1	1
PERU	4	4	4	4	4	4
URUGUAY	11	11	11	11	11	11
VENEZUELA	.	.	.	.	.	.
ISRAEL	15	15	15	15	15	15
JAPAN	407	409	409	409	409	409
BANGLADESH	.	.	.	.	.	.
CAMBODIA	2	2	2	2	2	2
CHINA	1 136	1 158	1 185	1 210	1 270	1 270
INDIA	.	.	.	.	.	.
IRAQ	3	3	3	3	3	3
KOREA DEM PEOPLES REP	.	.	.	.	.	.
KOREA,REPUBLIC OF	152	152	152	152	152	152
LEBANON	10	10	10	10	10	10
NEPAL	.	.	.	.	.	.
SRI LANKA	1	1	1	1	1	1
TURKEY	126	126	126	126	126	126
FORMER CZECHOSLOVAKIA	510	510	510	510	510	510
HUNGARY	20	20	20	20	20	20
POLAND	.	.	.	.	.	.
ROMANIA	90	90	90	90	90	90
BELGIUM - LUXEMBOURG	48	48	48	48	48	48
FRANCE	620	650	690	690	690	700
GERMANY	1 879	1 958	1 986	2 031	2 037	2 050
GREECE	90	90	93	96	102	102
ITALY	580	610	610	610	610	610
NETHERLANDS	806	853	904	927	927	927
PORTUGAL	10	10	10	10	10	10
SPAIN	.	.	.	.	.	.
UNITED KINGDOM	488	492	497	502	502	502
FINLAND	245	240	260	275	280	280
NORWAY	54	106	117	127	130	132
SWEDEN	.	.	.	.	.	.
AUSTRIA	35	31	31	31	31	31
FORMER YUGOSLAVIA	.	.	.	.	.	.
RUSSIAN FED.	325	325	325	325	365	365

OTHER WRAPPING PAPER (4.3251)

	1994	1995	1996	1997	1998	1999
	TOTAL CAPACITY IN 1000 METRIC TONS PER YEAR					
SOUTH AFRICA	8	8	8	8	8	8
ALGERIA	4	4	4	4	4	4
ANGOLA	.	.	.	.	.	.
EGYPT	33	33	33	33	33	33
KENYA	25	25	25	25	25	25
LIBYA	2	2	2	2	2	2
MOROCCO	.	.	.	.	.	.
TUNISIA	8	8	8	8	8	8
ZAMBIA	.	.	.	.	.	.
CANADA	53	55	55	55	55	55
UNITED STATES	714	719	722	719	720	720
ARGENTINA	60	60	60	60	60	60
BRAZIL	187	213	249	262	265	276
COLOMBIA	13	14	15	19	20	20
CUBA	4	4	4	4	4	4
DOMINICAN REPUBLIC	.	.	.	.	.	.
URUGUAY	11	11	11	11	11	11
VENEZUELA	.	.	.	.	.	.
ISRAEL	15	15	15	15	15	15
JAPAN	12	12	12	12	12	12
BANGLADESH	.	.	.	.	.	.
CAMBODIA	2	2	2	2	2	2
CHINA	.	.	.	.	.	.
INDIA	.	.	.	.	.	.
KOREA DEM PEOPLES REP	.	.	.	.	.	.
LEBANON	.	.	.	.	.	.
NEPAL	.	.	.	.	.	.
SRI LANKA	1	1	1	1	1	1
TURKEY	21	21	21	21	21	21
FORMER CZECHOSLOVAKIA	100	100	100	100	100	100
HUNGARY	20	20	20	20	20	20
POLAND	.	.	.	.	.	.
ROMANIA	75	75	75	75	75	75
BELGIUM - LUXEMBOURG	13	13	13	13	13	13
FRANCE	260	275	310	310	310	315
GERMANY	676	708	710	712	710	710
GREECE	4	4	4	4	5	5
ITALY	.	.	.	.	.	.
NETHERLANDS	60	60	60	60	60	60
PORTUGAL	5	5	5	5	5	5
SPAIN	.	.	.	.	.	.
UNITED KINGDOM	45	45	46	46	46	46
FINLAND	.	.	.	.	.	.
NORWAY	.	.	89	95	98	100
SWEDEN	.	.	.	.	.	.
AUSTRIA	7	6	6	6	6	6
FORMER YUGOSLAVIA	.	.	.	.	.	.
RUSSIAN FED.	325	325	325	325	365	365

OTHER PACKAGING PAPERBOARD (4.3252)

	1994	1995	1996	1997	1998	1999
	TOTAL CAPACITY IN 1000 METRIC TONS PER YEAR					
ALGERIA	5	5	5	5	5	5
ANGOLA	.	.	.	.	.	.
EGYPT	13	13	13	13	13	13
KENYA	5	5	5	5	5	5
MOROCCO	.	.	.	.	.	.
MOZAMBIQUE	3	3	3	3	3	3
TUNISIA	2	2	2	2	2	2
ZAMBIA	.	.	.	.	.	.
UNITED STATES	3 018	3 009	3 016	3 023	3 026	3 026
ARGENTINA	50	50	50	50	50	50
COLOMBIA	10	10	10	11	11	11
DOMINICAN REPUBLIC	.	.	.	.	.	.
PARAGUAY	1	1	1	1	1	1
PERU	4	4	4	4	4	4
VENEZUELA	.	.	.	.	.	.
JAPAN	395	397	397	397	397	397
BANGLADESH	.	.	.	.	.	.
CHINA	.	.	.	.	.	.
INDIA	.	.	.	.	.	.
IRAQ	3	3	3	3	3	3
KOREA DEM PEOPLES REP	.	.	.	.	.	.
KOREA,REPUBLIC OF	152	152	152	152	152	152
LEBANON	.	.	.	.	.	.
NEPAL	.	.	.	.	.	.
TURKEY	105	105	105	105	105	105
FORMER CZECHOSLOVAKIA	410	410	410	410	410	410
POLAND	.	.	.	.	.	.
ROMANIA	15	15	15	15	15	15
BELGIUM - LUXEMBOURG	35	35	35	35	35	35
FRANCE	360	375	380	380	380	385
GERMANY	1 203	1 250	1 276	1 319	1 327	1 340
GREECE	86	86	89	92	97	97
ITALY	.	.	.	.	.	.
NETHERLANDS	746	793	844	867	867	867
PORTUGAL	5	5	5	5	5	5
SPAIN	.	.	.	.	.	.
UNITED KINGDOM	443	447	451	456	456	456
FINLAND	.	.	.	.	.	.
NORWAY	.	.	28	32	32	32
SWEDEN	.	.	.	.	.	.
AUSTRIA	28	25	25	25	25	25
FORMER YUGOSLAVIA	.	.	.	.	.	.

OTHER PAPER AND PAPERBOARD N.E.S. TOTAL (4.33)

	1994	1995	1996	1997	1998	1999
	TOTAL CAPACITY IN 1000 METRIC TONS PER YEAR					
SOUTH AFRICA	36	36	36	36	36	36
EGYPT	51	51	51	51	51	51
ETHIOPIA	1	1	1	1	1	1
MOZAMBIQUE	1	1	1	1	1	1
ZAMBIA	.	.	.	.	.	.
ZIMBABWE	8	8	8	8	8	8
UNITED STATES	4 444	4 518	4 531	4 529	4 535	4 535
ARGENTINA	57	57	57	57	57	57
BRAZIL	314	350	374	390	392	395
CHILE	30	30	30	30	30	30
COLOMBIA	26	28	30	34	36	36
CUBA	10	10	10	10	10	10
EL SALVADOR	17	17	17	17	17	17
GUATEMALA	8	8	8	8	8	8
MEXICO	34	34	34	34	34	34
URUGUAY	5	5	5	5	5	5
VENEZUELA	17	17	17	18	18	18
JAPAN	3 033	3 047	3 048	3 046	3 046	3 046
BANGLADESH	25	25	25	25	25	25
CHINA	4 115	4 217	4 280	4 325	4 508	4 508
INDIA	57	77	104	104	104	104
INDONESIA	21	21	21	24	24	24
KOREA DEM PEOPLES REP	.	.	.	.	.	.
KOREA,REPUBLIC OF	280	290	320	320	320	320
MALAYSIA	16	16	16	16	16	16
PAKISTAN	115	115	115	115	115	115
PHILIPPINES	16	16	16	16	16	16
SYRIA	1	1	.	.	.	.
TURKEY	5	5	5	5	5	5
VIETNAM	6	7	8	9	15	15
FORMER CZECHOSLOVAKIA	140	140	140	140	140	140
HUNGARY	2	2	2	2	2	2
POLAND	.	.	.	.	.	.
ROMANIA	17	17	17	17	17	17
BELGIUM - LUXEMBOURG	43	43	43	43	43	43
FRANCE	460	480	500	500	500	500
GERMANY	1 091	1 171	1 221	1 261	1 278	1 295
GREECE	44	44	45	47	50	50
ITALY	395	395	395	395	395	395
NETHERLANDS	25	27	28	31	31	31
PORTUGAL	16	16	16	16	16	16
SPAIN	304	307	310	313	316	319
UNITED KINGDOM	274	291	303	306	306	306
FINLAND	670	660	680	790	795	795
NORWAY	77	31	30	30	50	50
SWEDEN	165	167	173	181	199	204
AUSTRIA	53	53	53	53	53	53
SWITZERLAND	196	196	196	196	196	196
FORMER YUGOSLAVIA	151	151	151	151	151	151
AUSTRALIA	60	60	60	60	60	60
NEW ZEALAND	12	12	12	12	12	12
RUSSIAN FED.	1 210	1 210	1 274	1 326	1 356	1 396

OTHER PAPER N.E.S. (4.331)

	1994	1995	1996	1997	1998	1999
	TOTAL CAPACITY IN 1000 METRIC TONS PER YEAR					
SOUTH AFRICA	4	4	4	4	4	4
ETHIOPIA	1	1	1	1	1	1
ZAMBIA	.	.	.	.	.	.
UNITED STATES	1 470	1 530	1 539	1 535	1 538	1 538
ARGENTINA	32	32	32	32	32	32
BRAZIL	200	205	217	230	232	235
CHILE	.	.	.	.	.	.
COLOMBIA	10	12	14	18	20	20
CUBA	3	3	3	3	3	3
MEXICO	.	.	.	.	.	.
URUGUAY	3	3	3	3	3	3
VENEZUELA	.	.	.	.	.	.
JAPAN	1 834	1 831	1 832	1 830	1 830	1 830
BANGLADESH	.	.	.	.	.	.
CHINA	.	.	.	.	.	.
INDIA	57	77	104	104	104	104
INDONESIA	21	21	21	24	24	24
KOREA DEM PEOPLES REP	.	.	.	.	.	.
KOREA,REPUBLIC OF	280	290	320	320	320	320
MALAYSIA	13	13	13	13	13	13
PAKISTAN	43	43	43	43	43	43
PHILIPPINES	8	8	8	8	8	8
TURKEY	5	5	5	5	5	5
VIETNAM	.	.	.	.	.	.
FORMER CZECHOSLOVAKIA	105	105	105	105	105	105
HUNGARY	2	2	2	2	2	2
POLAND	.	.	.	.	.	.
ROMANIA	5	5	5	5	5	5
BELGIUM - LUXEMBOURG	23	23	23	23	23	23
FRANCE	420	440	460	460	460	460
GERMANY	997	1 062	1 106	1 145	1 156	1 170
GREECE	.	.	.	.	.	.
ITALY	.	.	.	.	.	.
NETHERLANDS	15	17	18	21	21	21
PORTUGAL	6	6	6	6	6	6
SPAIN	190	192	194	196	198	200
UNITED KINGDOM	138	144	149	151	151	151
FINLAND	.	.	.	.	.	.
NORWAY	42	21	20	20	30	30
SWEDEN	60	57	59	60	60	60
AUSTRIA	42	43	43	43	43	43
SWITZERLAND	.	.	.	.	.	.
FORMER YUGOSLAVIA	.	.	.	.	.	.
NEW ZEALAND	12	12	12	12	12	12
RUSSIAN FED.	570	570	634	676	706	706

OTHER PAPERBOARD N.E.S. (4.332)

	1994	1995	1996	1997	1998	1999
	TOTAL CAPACITY IN 1000 METRIC TONS PER YEAR					
SOUTH AFRICA	32	32	32	32	32	32
EGYPT	51	51	51	51	51	51
ETHIOPIA	.	.	.	.	.	.
MOZAMBIQUE	1	1	1	1	1	1
ZAMBIA	.	.	.	.	.	.
ZIMBABWE	8	8	8	8	8	8
UNITED STATES	2 974	2 988	2 992	2 994	2 997	2 997
ARGENTINA	25	25	25	25	25	25
BRAZIL	114	145	157	160	160	160
CHILE	.	.	.	.	.	.
COLOMBIA	16	16	16	16	16	16
CUBA	7	7	7	7	7	7
GUATEMALA	8	8	8	8	8	8
MEXICO	.	.	.	.	.	.
URUGUAY	2	2	2	2	2	2
VENEZUELA	.	.	.	.	.	.
JAPAN	1 199	1 216	1 216	1 216	1 216	1 216
BANGLADESH	.	.	.	.	.	.
CHINA	.	.	.	.	.	.
KOREA DEM PEOPLES REP	.	.	.	.	.	.
MALAYSIA	3	3	3	3	3	3
PAKISTAN	72	72	72	72	72	72
PHILIPPINES	8	8	8	8	8	8
SYRIA	1	1	.	.	.	.
VIETNAM	.	.	.	.	.	.
FORMER CZECHOSLOVAKIA	35	35	35	35	35	35
POLAND	.	.	.	.	.	.
ROMANIA	12	12	12	12	12	12
BELGIUM - LUXEMBOURG	20	20	20	20	20	20
FRANCE	40	40	40	40	40	40
GERMANY	94	109	115	116	122	125
GREECE	.	.	.	.	.	.
ITALY	.	.	.	.	.	.
NETHERLANDS	10	10	10	10	10	10
PORTUGAL	10	10	10	10	10	10
SPAIN	114	115	116	117	118	119
UNITED KINGDOM	136	147	154	155	155	155
FINLAND	.	.	.	.	.	.
NORWAY	35	10	10	10	20	20
SWEDEN	105	110	114	121	139	144
AUSTRIA	11	10	10	10	10	10
SWITZERLAND	.	.	.	.	.	.
FORMER YUGOSLAVIA	.	.	.	.	.	.
AUSTRALIA	60	60	60	60	60	60
RUSSIAN FED.	640	640	640	650	650	690

WORLD,TOTAL

	PROCESS	1994 TOTAL CAPA-CITY	1994 OF WHICH MARKET PULP	1995 TOTAL CAPA-CITY	1995 OF WHICH MARKET PULP	1996 TOTAL CAPA-CITY	1996 OF WHICH MARKET PULP	1997 TOTAL CAPA-CITY	1997 OF WHICH MARKET PULP	1998 TOTAL CAPA-CITY	1999 TOTAL CAPA-CITY
		1000 METRIC TONS (AIR DRY) PER YEAR									
1	WOOD PULP FOR PAPER AND PAPERBOARD	175 583	38 468	177 621	39 034	181 575	40 992	184 391	42 087	186 511	187 235
	FROM 1 NOT DISAGGREGATED BELOW	825	0	780	0	782	0	783	0	783	783
1.1	MECHANICAL PULP	19 254	441	19 336	450	19 251	490	19 527	495	19 546	19 572
	FROM 1.1 NOT DISAGGREGATED BELOW	5 492	226	5 614	227	5 485	227	5 395	232	5 368	5 374
1.11	MECHANICAL NON-CONIFEROUS PULP	663	47	641	58	642	98	642	98	643	643
1.12	MECHANICAL CONIFEROUS PULP	13 099	168	13 081	165	13 124	165	13 490	165	13 535	13 555
1.2	THERMO-MECHANICAL PULP	25 241	2 542	25 375	2 801	26 405	2 999	27 226	2 973	27 672	27 720
	FROM 1.2 NOT DISAGGREGATED BELOW	12 159	1 897	12 212	2 146	12 767	2 334	13 050	2 308	13 206	13 243
1.21	THERMO-MECHANICAL NON-CONIFEROUS PULP	578	0	578	0	599	0	1 119	0	1 318	1 318
1.22	THERMO-MECHANICAL CONIFEROUS PULP	12 504	645	12 585	655	13 039	665	13 057	665	13 148	13 159
1.3	SEMI-CHEMICAL PULP	7 793	137	7 738	137	7 827	137	7 826	137	7 841	7 839
	FROM 1.3 NOT DISAGGREGATED BELOW	1 563	17	1 488	17	1 578	17	1 582	17	1 584	1 584
1.31	SEMI-CHEMICAL NON-CONIFEROUS PULP	6 139	120	6 155	120	6 154	120	6 149	120	6 162	6 160
1.32	SEMI-CHEMICAL CONIFEROUS PULP	91	0	95	0	95	0	95	0	95	95
1.4	CHEMICAL PULP TOTAL	122 470	35 348	124 392	35 646	127 310	37 366	129 029	38 482	130 669	131 321
	FROM 1.4 NOT DISAGGREGATED BELOW	390	197	434	220	609	295	609	295	609	609
1.41	UNBLEACHED SULPHITE PULP	2 063	381	2 180	381	2 184	381	2 121	381	2 121	2 121
	FROM 1.41 NOT DISAGGREGATED BELOW	611	0	613	0	616	0	615	0	615	615
1.411	UNBLEACHED NON-CONIFEROUS SULPHITE PULP	50	0	60	0	60	0	60	0	60	60
1.412	UNBLEACHED CONIFEROUS SULPHITE PULP	1 402	381	1 507	381	1 508	381	1 446	381	1 446	1 446
1.42	BLEACHED SULPHITE PULP	5 849	2 020	5 890	2 023	5 968	1 999	5 992	1 984	6 049	6 064
	FROM 1.42 NOT DISAGGREGATED BELOW	1 362	557	1 349	550	1 374	526	1 379	511	1 416	1 431
1.421	BLEACHED NON-CONIFEROUS SULPHITE PULP	951	173	955	173	956	173	974	173	974	974
1.422	BLEACHED CONIFEROUS SULPHITE PULP	3 536	1 290	3 586	1 300	3 638	1 300	3 639	1 300	3 659	3 659
1.43	UNBLEACHED SULPHATE PULP	38 893	2 170	39 138	2 155	39 291	2 147	39 352	2 163	39 532	39 537
	FROM 1.43 NOT DISAGGREGATED BELOW	6 603	409	6 673	363	6 805	357	6 888	357	7 009	7 009
1.431	UNBLEACHED NON-CONIFEROUS SULPHATE PULP	2 061	55	2 055	56	2 063	56	2 062	56	2 062	2 062
1.432	UNBLEACHED CONIFEROUS SULPHATE PULP	30 229	1 706	30 410	1 736	30 423	1 734	30 402	1 750	30 461	30 466
1.44	BLEACHED SULPHATE+SODA PULP	75 275	30 580	76 750	30 867	79 258	32 544	80 955	33 659	82 358	82 990
	FROM 1.44 NOT DISAGGREGATED BELOW	817	0	843	0	886	0	914	0	939	939
1.441	BLEACHED NON-CONIFEROUS SULPHATE+SODA PULP	39 689	12 614	40 630	12 563	42 144	13 755	43 167	14 522	44 158	44 560
1.442	BLEACHED CONIFEROUS SULPHATE+SODA PULP	34 769	17 966	35 277	18 304	36 228	18 789	36 874	19 137	37 261	37 491
2	PULP OF OTHER FIBRE FOR PAPER AND BOARD	20 486	318	21 291	359	22 234	359	22 688	359	23 644	23 649
	FROM 2 NOT DISAGGREGATED BELOW	0	0	5	0	10	0	10	0	10	10
2.1	PULP OF STRAW	9 630	59	9 833	59	10 065	59	10 157	59	10 846	10 846
2.2	PULP OF BAGASSE	2 772	123	3 045	129	3 333	129	3 455	129	3 560	3 565
2.3	PULP OF BAMBOO	1 285	83	1 342	118	1 434	118	1 472	118	1 527	1 527
2.4	PULP OF OTHER FIBRE	6 799	53	7 066	53	7 392	53	7 594	53	7 701	7 701
3	DISSOLVING PULP,WOOD+OTHER RAW MATERIALS	4 348	2 995	4 478	3 015	4 603	3 065	4 650	3 065	4 692	4 692
	FROM 3 NOT DISAGGREGATED BELOW	843	313	868	313	905	313	930	313	952	952
3.1	NON-CONIFEROUS DISSOLVING PULP	1 687	1 131	1 772	1 131	1 810	1 131	1 832	1 131	1 852	1 852
3.2	CONIFEROUS DISSOLVING PULP	1 818	1 551	1 838	1 571	1 888	1 621	1 888	1 621	1 888	1 888

		1994	1995	1996	1997	1998	1999
		TOTAL CAPACITY IN 1000 METRIC TONS PER YEAR					
4	PAPER AND PAPERBOARD	293 222	301 036	309 917	317 373	322 171	323 212
	FROM 4 NOT DISAGGREGATED BELOW	10	10	10	10	10	10
4.1	NEWSPRINT	37 561	38 155	39 002	39 678	40 327	40 529
4.2	OTHER PRINTING AND WRITING PAPER	89 545	91 575	94 714	97 282	98 941	99 266
	FROM 4.2 NOT DISAGGREGATED BELOW	8 552	8 820	9 199	9 571	10 106	10 106
4.21	COATED PRINTING AND WRITING PAPER	30 532	31 566	33 128	34 426	34 982	35 250
	FROM 4.21 NOT DISAGGREGATED BELOW	8 312	8 424	8 970	9 212	9 326	9 438
4.211	COATED WOOD CONTAINING PRINT&WRITING PAPER	10 778	11 050	11 358	11 651	11 878	11 951
4.212	COATED WOODFREE PRINTING & WRITING PAPER	11 442	12 092	12 800	13 563	13 778	13 861
4.22	UNCOATED PRINTING AND WRITING PAPER	50 461	51 189	52 387	53 285	53 853	53 910
	FROM 4.22 NOT DISAGGREGATED BELOW	4 622	4 866	5 331	5 408	5 412	5 392
4.221	UNCOATED WOOD CONTAINING PRINT&WRIT PAPER	12 268	12 422	12 630	12 979	13 249	13 279
4.222	UNCOATED WOODFREE PRINTING & WRIT PAPER	33 571	33 901	34 426	34 898	35 192	35 239
4.3	OTHER PAPER AND PAPERBOARD	166 106	171 296	176 191	180 403	182 893	183 407
	FROM 4.3 NOT DISAGGREGATED BELOW	1 283	1 279	1 280	1 276	1 276	1 276
4.31	HOUSEHOLD AND SANITARY PAPER	17 648	18 010	18 494	18 793	19 066	19 109
4.32	WRAPPING AND PACKAGING PAPER AND BOARD	129 021	133 526	137 600	141 230	143 152	143 555
	FROM 4.32 NOT DISAGGREGATED BELOW	1 834	1 835	1 826	1 847	1 897	1 902
4.321	LINERBOARD	48 453	50 501	52 290	54 343	54 971	55 069
	FROM 4.321 NOT DISAGGREGATED BELOW	7 493	8 048	8 584	9 167	9 400	9 402
4.3211	KRAFT LINER	31 083	31 789	32 316	32 967	33 189	33 211
	FROM 4.3211 NOT DISAGGREGATED BELOW	4 989	4 961	5 039	5 083	5 084	5 086
4.32111	UNBLEACHED KRAFT LINER	25 155	25 903	26 276	26 776	26 967	26 962
4.32112	BLEACHED KRAFT LINER	939	925	1 001	1 108	1 138	1 163
4.3212	OTHER LINERBOARD	9 877	10 664	11 390	12 209	12 382	12 456
4.322	FLUTING MEDIUM	27 775	28 615	29 460	29 881	30 247	30 319
	FROM 4.322 NOT DISAGGREGATED BELOW	4 586	4 772	4 910	5 037	5 156	5 166
4.3221	SEMI-CHEMICAL FLUTING MEDIUM	10 277	10 352	10 575	10 626	10 770	10 769
4.3222	OTHER FLUTING MEDIUM	12 912	13 491	13 975	14 218	14 321	14 384
4.323	KRAFT WRAPPING AND PACKAGING	12 492	12 574	12 750	12 950	13 115	13 138
	FROM 4.323 NOT DISAGGREGATED BELOW	2 314	2 393	2 528	2 676	2 801	2 801
4.3231	SACK KRAFT	5 441	5 459	5 461	5 460	5 478	5 490
4.3232	OTHER KRAFT WRAPPING AND PACKAGING	4 737	4 722	4 761	4 814	4 836	4 847
4.324	FOLDING BOXBOARD	26 551	27 812	28 853	29 640	30 225	30 394
	FROM 4.324 NOT DISAGGREGATED BELOW	7 845	8 141	8 390	8 652	8 907	9 040
4.3241	PULP BASED FOLDING BOXBOARD	8 680	9 126	9 458	9 811	10 068	10 074
	FROM 4.3241 NOT DISAGGREGATED BELOW	846	852	855	855	855	855
4.32411	BLEACHED CHEMICAL PULP FOLDING BOXBOARD	5 230	5 476	5 712	5 952	6 176	6 177
4.32412	OTHER PULP BASED FOLDING BOXBOARD	2 604	2 798	2 891	3 004	3 037	3 042
4.3242	WASTE PAPER BASED FOLDING BOXBOARD	10 026	10 545	11 005	11 177	11 250	11 280
4.325	OTHER WRAPPING AND PACKAGING N.E.S.	11 916	12 189	12 421	12 569	12 697	12 733
	FROM 4.325 NOT DISAGGREGATED BELOW	2 047	2 146	2 087	2 127	2 192	2 192
4.3251	OTHER WRAPPING PAPER	2 767	2 843	3 010	3 032	3 079	3 097
4.3252	OTHER PACKAGING PAPERBOARD	7 102	7 200	7 324	7 410	7 426	7 444
4.33	OTHER PAPER AND PAPERBOARD N.E.S. TOTAL	18 154	18 481	18 817	19 104	19 399	19 467
	FROM 4.33 NOT DISAGGREGATED BELOW	5 700	5 793	5 878	6 037	6 234	6 234
4.331	OTHER PAPER N.E.S.	6 611	6 777	6 995	7 098	7 158	7 177
4.332	OTHER PAPERBOARD N.E.S.	5 843	5 911	5 944	5 969	6 007	6 056

WORLD,DEVELOPED

	PROCESS	1994 TOTAL CAPA-CITY	1994 OF WHICH MARKET PULP	1995 TOTAL CAPA-CITY	1995 OF WHICH MARKET PULP	1996 TOTAL CAPA-CITY	1996 OF WHICH MARKET PULP	1997 TOTAL CAPA-CITY	1997 OF WHICH MARKET PULP	1998 TOTAL CAPA-CITY	1999 TOTAL CAPA-CITY
		1000 METRIC TONS (AIR DRY) PER YEAR									
1	WOOD PULP FOR PAPER AND PAPERBOARD	157 320	32 660	158 385	33 062	160 514	33 660	162 172	33 939	163 144	163 555
	FROM 1 NOT DISAGGREGATED BELOW	775	0	780	0	782	0	783	0	783	783
1.1	MECHANICAL PULP	17 072	329	17 060	327	16 917	327	17 161	332	17 130	17 156
	FROM 1.1 NOT DISAGGREGATED BELOW	4 734	226	4 786	227	4 622	227	4 502	232	4 441	4 447
1.11	MECHANICAL NON-CONIFEROUS PULP	187	0	165	0	166	0	166	0	167	167
1.12	MECHANICAL CONIFEROUS PULP	12 151	103	12 109	100	12 129	100	12 493	100	12 522	12 542
1.2	THERMO-MECHANICAL PULP	24 238	2 487	24 335	2 746	25 362	2 944	26 172	2 918	26 616	26 653
	FROM 1.2 NOT DISAGGREGATED BELOW	11 706	1 897	11 754	2 146	12 304	2 334	12 584	2 308	12 738	12 775
1.21	THERMO-MECHANICAL NON-CONIFEROUS PULP	503	0	503	0	524	0	1 044	0	1 243	1 243
1.22	THERMO-MECHANICAL CONIFEROUS PULP	12 029	590	12 078	600	12 534	610	12 544	610	12 635	12 635
1.3	SEMI-CHEMICAL PULP	6 988	127	6 904	127	6 986	127	6 986	127	6 986	6 986
	FROM 1.3 NOT DISAGGREGATED BELOW	1 495	17	1 408	17	1 490	17	1 490	17	1 490	1 490
1.31	SEMI-CHEMICAL NON-CONIFEROUS PULP	5 441	110	5 444	110	5 444	110	5 444	110	5 444	5 444
1.32	SEMI-CHEMICAL CONIFEROUS PULP	52	0	52	0	52	0	52	0	52	52
1.4	CHEMICAL PULP TOTAL	108 247	29 717	109 306	29 862	110 467	30 262	111 070	30 562	111 629	111 977
	FROM 1.4 NOT DISAGGREGATED BELOW	140	140	140	140	140	140	140	140	140	140
1.41	UNBLEACHED SULPHITE PULP	1 995	381	2 111	381	2 114	381	2 050	381	2 050	2 050
	FROM 1.41 NOT DISAGGREGATED BELOW	592	0	593	0	595	0	593	0	593	593
1.411	UNBLEACHED NON-CONIFEROUS SULPHITE PULP	50	0	60	0	60	0	60	0	60	60
1.412	UNBLEACHED CONIFEROUS SULPHITE PULP	1 353	381	1 458	381	1 459	381	1 397	381	1 397	1 397
1.42	BLEACHED SULPHITE PULP	5 652	1 986	5 687	1 989	5 759	1 965	5 777	1 950	5 832	5 847
	FROM 1.42 NOT DISAGGREGATED BELOW	1 252	557	1 233	550	1 252	526	1 251	511	1 286	1 301
1.421	BLEACHED NON-CONIFEROUS SULPHITE PULP	938	163	942	163	943	163	961	163	961	961
1.422	BLEACHED CONIFEROUS SULPHITE PULP	3 462	1 266	3 512	1 276	3 564	1 276	3 565	1 276	3 585	3 585
1.43	UNBLEACHED SULPHATE PULP	34 244	1 631	34 293	1 602	34 212	1 594	34 146	1 610	34 203	34 190
	FROM 1.43 NOT DISAGGREGATED BELOW	5 093	409	4 998	363	4 930	357	4 893	357	4 894	4 894
1.431	UNBLEACHED NON-CONIFEROUS SULPHATE PULP	1 233	0	1 228	1	1 230	1	1 228	1	1 228	1 228
1.432	UNBLEACHED CONIFEROUS SULPHATE PULP	27 918	1 222	28 067	1 238	28 052	1 236	28 025	1 252	28 081	28 068
1.44	BLEACHED SULPHATE+SODA PULP	66 216	25 579	67 075	25 750	68 242	26 182	68 957	26 481	69 404	69 750
	FROM 1.44 NOT DISAGGREGATED BELOW	207	0	207	0	207	0	207	0	207	207
1.441	BLEACHED NON-CONIFEROUS SULPHATE+SODA PULP	33 448	9 349	33 838	9 262	34 104	9 287	34 202	9 259	34 326	34 442
1.442	BLEACHED CONIFEROUS SULPHATE+SODA PULP	32 561	16 230	33 030	16 488	33 931	16 895	34 548	17 222	34 871	35 101
2	PULP OF OTHER FIBRE FOR PAPER AND BOARD	713	80	756	80	822	80	839	80	839	839
2.1	PULP OF STRAW	297	59	297	59	299	59	302	59	302	302
2.2	PULP OF BAGASSE	99	0	99	0	99	0	99	0	99	99
2.3	PULP OF BAMBOO	3	0	3	0	3	0	3	0	3	3
2.4	PULP OF OTHER FIBRE	314	21	357	21	421	21	435	21	435	435
3	DISSOLVING PULP,WOOD+OTHER RAW MATERIALS	3 513	2 965	3 533	2 985	3 593	3 035	3 593	3 035	3 593	3 593
	FROM 3 NOT DISAGGREGATED BELOW	430	313	430	313	430	313	430	313	430	430
3.1	NON-CONIFEROUS DISSOLVING PULP	1 337	1 106	1 337	1 106	1 347	1 106	1 347	1 106	1 347	1 347
3.2	CONIFEROUS DISSOLVING PULP	1 746	1 546	1 766	1 566	1 816	1 616	1 816	1 616	1 816	1 816

		1994	1995	1996	1997	1998	1999
		TOTAL CAPACITY IN 1000 METRIC TONS PER YEAR					
4	PAPER AND PAPERBOARD	236 196	241 029	245 780	250 121	252 424	253 238
4.1	NEWSPRINT	33 269	33 643	33 746	33 939	34 218	34 239
4.2	OTHER PRINTING AND WRITING PAPER	73 611	74 882	76 783	78 441	79 470	79 794
	FROM 4.2 NOT DISAGGREGATED BELOW	1 296	1 296	1 296	1 296	1 296	1 296
4.21	COATED PRINTING AND WRITING PAPER	28 714	29 572	30 821	31 800	32 306	32 574
	FROM 4.21 NOT DISAGGREGATED BELOW	8 243	8 355	8 901	9 143	9 257	9 369
4.211	COATED WOOD CONTAINING PRINT&WRITING PAPER	10 601	10 860	11 168	11 461	11 688	11 761
4.212	COATED WOODFREE PRINTING & WRITING PAPER	9 870	10 357	10 752	11 196	11 361	11 444
4.22	UNCOATED PRINTING AND WRITING PAPER	43 601	44 014	44 666	45 345	45 868	45 924
	FROM 4.22 NOT DISAGGREGATED BELOW	2 832	2 936	3 063	3 101	3 104	3 094
4.221	UNCOATED WOOD CONTAINING PRINT&WRIT PAPER	12 094	12 245	12 453	12 798	13 067	13 096
4.222	UNCOATED WOODFREE PRINTING & WRIT PAPER	28 675	28 833	29 150	29 446	29 697	29 744
4.3	OTHER PAPER AND PAPERBOARD	129 316	132 504	135 251	137 741	138 736	139 205
	FROM 4.3 NOT DISAGGREGATED BELOW	1 165	1 165	1 165	1 165	1 165	1 165
4.31	HOUSEHOLD AND SANITARY PAPER	13 785	13 961	14 216	14 360	14 467	14 510
4.32	WRAPPING AND PACKAGING PAPER AND BOARD	101 448	104 304	106 606	108 735	109 521	109 882
	FROM 4.32 NOT DISAGGREGATED BELOW	1 756	1 756	1 749	1 766	1 791	1 796
4.321	LINERBOARD	38 914	40 242	41 370	42 715	43 015	43 099
	FROM 4.321 NOT DISAGGREGATED BELOW	905	905	935	935	935	935
4.3211	KRAFT LINER	28 711	29 255	29 650	30 183	30 333	30 355
	FROM 4.3211 NOT DISAGGREGATED BELOW	4 894	4 866	4 938	4 980	4 982	4 984
4.32111	UNBLEACHED KRAFT LINER	22 910	23 496	23 743	24 127	24 245	24 240
4.32112	BLEACHED KRAFT LINER	907	893	969	1 076	1 106	1 131
4.3212	OTHER LINERBOARD	9 298	10 082	10 785	11 597	11 747	11 809
4.322	FLUTING MEDIUM	21 806	22 358	22 801	22 982	23 113	23 169
	FROM 4.322 NOT DISAGGREGATED BELOW	2 574	2 655	2 738	2 810	2 819	2 829
4.3221	SEMI-CHEMICAL FLUTING MEDIUM	9 046	9 063	9 129	9 039	9 110	9 113
4.3222	OTHER FLUTING MEDIUM	10 186	10 640	10 934	11 133	11 184	11 227
4.323	KRAFT WRAPPING AND PACKAGING	8 530	8 459	8 452	8 489	8 524	8 547
	FROM 4.323 NOT DISAGGREGATED BELOW	122	122	122	123	124	124
4.3231	SACK KRAFT	4 271	4 242	4 204	4 202	4 217	4 229
4.3232	OTHER KRAFT WRAPPING AND PACKAGING	4 137	4 095	4 126	4 164	4 183	4 194
4.324	FOLDING BOXBOARD	20 418	21 241	21 818	22 262	22 493	22 661
	FROM 4.324 NOT DISAGGREGATED BELOW	5 358	5 583	5 732	5 889	6 005	6 137
4.3241	PULP BASED FOLDING BOXBOARD	7 678	8 009	8 258	8 406	8 456	8 462
	FROM 4.3241 NOT DISAGGREGATED BELOW	846	852	855	855	855	855
4.32411	BLEACHED CHEMICAL PULP FOLDING BOXBOARD	4 479	4 630	4 783	4 818	4 839	4 840
4.32412	OTHER PULP BASED FOLDING BOXBOARD	2 353	2 527	2 620	2 733	2 762	2 767
4.3242	WASTE PAPER BASED FOLDING BOXBOARD	7 382	7 649	7 828	7 967	8 032	8 062
4.325	OTHER WRAPPING AND PACKAGING N.E.S.	10 024	10 248	10 416	10 521	10 585	10 610
	FROM 4.325 NOT DISAGGREGATED BELOW	879	956	870	885	890	890
4.3251	OTHER WRAPPING PAPER	2 396	2 445	2 575	2 580	2 623	2 630
4.3252	OTHER PACKAGING PAPERBOARD	6 749	6 847	6 971	7 056	7 072	7 090
4.33	OTHER PAPER AND PAPERBOARD N.E.S. TOTAL	12 918	13 074	13 264	13 481	13 583	13 648
	FROM 4.33 NOT DISAGGREGATED BELOW	1 456	1 446	1 467	1 579	1 587	1 587
4.331	OTHER PAPER N.E.S.	5 935	6 064	6 211	6 294	6 350	6 366
4.332	OTHER PAPERBOARD N.E.S.	5 527	5 564	5 586	5 608	5 646	5 695

WORLD,DEVELOPING

	PROCESS	1994 TOTAL CAPA-CITY	1994 OF WHICH MARKET PULP	1995 TOTAL CAPA-CITY	1995 OF WHICH MARKET PULP	1996 TOTAL CAPA-CITY	1996 OF WHICH MARKET PULP	1997 TOTAL CAPA-CITY	1997 OF WHICH MARKET PULP	1998 TOTAL CAPA-CITY	1999 TOTAL CAPA-CITY
		1000 METRIC TONS (AIR DRY) PER YEAR									
1	WOOD PULP FOR PAPER AND PAPERBOARD	18 263	5 808	19 236	5 972	21 061	7 332	22 219	8 148	23 367	23 680
	FROM 1 NOT DISAGGREGATED BELOW	50	0	0	0	0	0	0	0	0	0
1.1	MECHANICAL PULP	2 182	112	2 276	123	2 334	163	2 366	163	2 416	2 416
	FROM 1.1 NOT DISAGGREGATED BELOW	758	0	828	0	863	0	893	0	927	927
1.11	MECHANICAL NON-CONIFEROUS PULP	476	47	476	58	476	98	476	98	476	476
1.12	MECHANICAL CONIFEROUS PULP	948	65	972	65	995	65	997	65	1 013	1 013
1.2	THERMO-MECHANICAL PULP	1 003	55	1 040	55	1 043	55	1 054	55	1 056	1 067
	FROM 1.2 NOT DISAGGREGATED BELOW	453	0	458	0	463	0	466	0	468	468
1.21	THERMO-MECHANICAL NON-CONIFEROUS PULP	75	0	75	0	75	0	75	0	75	75
1.22	THERMO-MECHANICAL CONIFEROUS PULP	475	55	507	55	505	55	513	55	513	524
1.3	SEMI-CHEMICAL PULP	805	10	834	10	841	10	840	10	855	853
	FROM 1.3 NOT DISAGGREGATED BELOW	68	0	80	0	88	0	92	0	94	94
1.31	SEMI-CHEMICAL NON-CONIFEROUS PULP	698	10	711	10	710	10	705	10	718	716
1.32	SEMI-CHEMICAL CONIFEROUS PULP	39	0	43	0	43	0	43	0	43	43
1.4	CHEMICAL PULP TOTAL	14 223	5 631	15 086	5 784	16 843	7 104	17 959	7 920	19 040	19 344
	FROM 1.4 NOT DISAGGREGATED BELOW	250	57	294	80	469	155	469	155	469	469
1.41	UNBLEACHED SULPHITE PULP	68	0	69	0	70	0	71	0	71	71
	FROM 1.41 NOT DISAGGREGATED BELOW	19	0	20	0	21	0	22	0	22	22
1.411	UNBLEACHED NON-CONIFEROUS SULPHITE PULP	0	0	0	0	0	0	0	0	0	0
1.412	UNBLEACHED CONIFEROUS SULPHITE PULP	49	0	49	0	49	0	49	0	49	49
1.42	BLEACHED SULPHITE PULP	197	34	203	34	209	34	215	34	217	217
	FROM 1.42 NOT DISAGGREGATED BELOW	110	0	116	0	122	0	128	0	130	130
1.421	BLEACHED NON-CONIFEROUS SULPHITE PULP	13	10	13	10	13	10	13	10	13	13
1.422	BLEACHED CONIFEROUS SULPHITE PULP	74	24	74	24	74	24	74	24	74	74
1.43	UNBLEACHED SULPHATE PULP	4 649	539	4 845	553	5 079	553	5 206	553	5 329	5 347
	FROM 1.43 NOT DISAGGREGATED BELOW	1 510	0	1 675	0	1 875	0	1 995	0	2 115	2 115
1.431	UNBLEACHED NON-CONIFEROUS SULPHATE PULP	828	55	827	55	833	55	834	55	834	834
1.432	UNBLEACHED CONIFEROUS SULPHATE PULP	2 311	484	2 343	498	2 371	498	2 377	498	2 380	2 398
1.44	BLEACHED SULPHATE+SODA PULP	9 059	5 001	9 675	5 117	11 016	6 362	11 998	7 178	12 954	13 240
	FROM 1.44 NOT DISAGGREGATED BELOW	610	0	636	0	679	0	707	0	732	732
1.441	BLEACHED NON-CONIFEROUS SULPHATE+SODA PULP	6 241	3 265	6 792	3 301	8 040	4 468	8 965	5 263	9 832	10 118
1.442	BLEACHED CONIFEROUS SULPHATE+SODA PULP	2 208	1 736	2 247	1 816	2 297	1 894	2 326	1 915	2 390	2 390
2	PULP OF OTHER FIBRE FOR PAPER AND BOARD	19 773	238	20 535	279	21 412	279	21 849	279	22 805	22 810
	FROM 2 NOT DISAGGREGATED BELOW	0	0	5	0	10	0	10	0	10	10
2.1	PULP OF STRAW	9 333	0	9 536	0	9 766	0	9 855	0	10 544	10 544
2.2	PULP OF BAGASSE	2 673	123	2 946	129	3 234	129	3 356	129	3 461	3 466
2.3	PULP OF BAMBOO	1 282	83	1 339	118	1 431	118	1 469	118	1 524	1 524
2.4	PULP OF OTHER FIBRE	6 485	32	6 709	32	6 971	32	7 159	32	7 266	7 266
3	DISSOLVING PULP,WOOD+OTHER RAW MATERIALS	835	30	945	30	1 010	30	1 057	30	1 099	1 099
	FROM 3 NOT DISAGGREGATED BELOW	413	0	438	0	475	0	500	0	522	522
3.1	NON-CONIFEROUS DISSOLVING PULP	350	25	435	25	463	25	485	25	505	505
3.2	CONIFEROUS DISSOLVING PULP	72	5	72	5	72	5	72	5	72	72

		1994	1995	1996	1997	1998	1999
		TOTAL CAPACITY IN 1000 METRIC TONS PER YEAR					
4	PAPER AND PAPERBOARD	57 026	60 007	64 137	67 252	69 747	69 974
	FROM 4 NOT DISAGGREGATED BELOW	10	10	10	10	10	10
4.1	NEWSPRINT	4 292	4 512	5 256	5 739	6 109	6 290
4.2	OTHER PRINTING AND WRITING PAPER	15 934	16 693	17 931	18 841	19 471	19 472
	FROM 4.2 NOT DISAGGREGATED BELOW	7 256	7 524	7 903	8 275	8 810	8 810
4.21	COATED PRINTING AND WRITING PAPER	1 818	1 994	2 307	2 626	2 676	2 676
	FROM 4.21 NOT DISAGGREGATED BELOW	69	69	69	69	69	69
4.211	COATED WOOD CONTAINING PRINT&WRITING PAPER	177	190	190	190	190	190
4.212	COATED WOODFREE PRINTING & WRITING PAPER	1 572	1 735	2 048	2 367	2 417	2 417
4.22	UNCOATED PRINTING AND WRITING PAPER	6 860	7 175	7 721	7 940	7 985	7 986
	FROM 4.22 NOT DISAGGREGATED BELOW	1 790	1 930	2 268	2 307	2 308	2 308
4.221	UNCOATED WOOD CONTAINING PRINT&WRIT PAPER	174	177	177	181	182	183
4.222	UNCOATED WOODFREE PRINTING & WRIT PAPER	4 896	5 068	5 276	5 452	5 495	5 495
4.3	OTHER PAPER AND PAPERBOARD	36 790	38 792	40 940	42 662	44 157	44 202
	FROM 4.3 NOT DISAGGREGATED BELOW	118	114	115	111	111	111
4.31	HOUSEHOLD AND SANITARY PAPER	3 863	4 049	4 278	4 433	4 599	4 599
4.32	WRAPPING AND PACKAGING PAPER AND BOARD	27 573	29 222	30 994	32 495	33 631	33 673
	FROM 4.32 NOT DISAGGREGATED BELOW	78	79	77	81	106	106
4.321	LINERBOARD	9 539	10 259	10 920	11 628	11 956	11 970
	FROM 4.321 NOT DISAGGREGATED BELOW	6 588	7 143	7 649	8 232	8 465	8 467
4.3211	KRAFT LINER	2 372	2 534	2 666	2 784	2 856	2 856
	FROM 4.3211 NOT DISAGGREGATED BELOW	95	95	101	103	102	102
4.32111	UNBLEACHED KRAFT LINER	2 245	2 407	2 533	2 649	2 722	2 722
4.32112	BLEACHED KRAFT LINER	32	32	32	32	32	32
4.3212	OTHER LINERBOARD	579	582	605	612	635	647
4.322	FLUTING MEDIUM	5 969	6 257	6 659	6 899	7 134	7 150
	FROM 4.322 NOT DISAGGREGATED BELOW	2 012	2 117	2 172	2 227	2 337	2 337
4.3221	SEMI-CHEMICAL FLUTING MEDIUM	1 231	1 289	1 446	1 587	1 660	1 656
4.3222	OTHER FLUTING MEDIUM	2 726	2 851	3 041	3 085	3 137	3 157
4.323	KRAFT WRAPPING AND PACKAGING	3 962	4 115	4 298	4 461	4 591	4 591
	FROM 4.323 NOT DISAGGREGATED BELOW	2 192	2 271	2 406	2 553	2 677	2 677
4.3231	SACK KRAFT	1 170	1 217	1 257	1 258	1 261	1 261
4.3232	OTHER KRAFT WRAPPING AND PACKAGING	600	627	635	650	653	653
4.324	FOLDING BOXBOARD	6 133	6 571	7 035	7 378	7 732	7 733
	FROM 4.324 NOT DISAGGREGATED BELOW	2 487	2 558	2 658	2 763	2 902	2 903
4.3241	PULP BASED FOLDING BOXBOARD	1 002	1 117	1 200	1 405	1 612	1 612
4.32411	BLEACHED CHEMICAL PULP FOLDING BOXBOARD	751	846	929	1 134	1 337	1 337
4.32412	OTHER PULP BASED FOLDING BOXBOARD	251	271	271	271	275	275
4.3242	WASTE PAPER BASED FOLDING BOXBOARD	2 644	2 896	3 177	3 210	3 218	3 218
4.325	OTHER WRAPPING AND PACKAGING N.E.S.	1 892	1 941	2 005	2 048	2 112	2 123
	FROM 4.325 NOT DISAGGREGATED BELOW	1 168	1 190	1 217	1 242	1 302	1 302
4.3251	OTHER WRAPPING PAPER	371	398	435	452	456	467
4.3252	OTHER PACKAGING PAPERBOARD	353	353	353	354	354	354
4.33	OTHER PAPER AND PAPERBOARD N.E.S. TOTAL	5 236	5 407	5 553	5 623	5 816	5 819
	FROM 4.33 NOT DISAGGREGATED BELOW	4 244	4 347	4 411	4 458	4 647	4 647
4.331	OTHER PAPER N.E.S.	676	713	784	804	808	811
4.332	OTHER PAPERBOARD N.E.S.	316	347	358	361	361	361

NORTHERN AMERICA

	PROCESS	1994 TOTAL CAPA-CITY	1994 OF WHICH MARKET PULP	1995 TOTAL CAPA-CITY	1995 OF WHICH MARKET PULP	1996 TOTAL CAPA-CITY	1996 OF WHICH MARKET PULP	1997 TOTAL CAPA-CITY	1997 OF WHICH MARKET PULP	1998 TOTAL CAPA-CITY	1999 TOTAL CAPA-CITY
		1000 METRIC TONS (AIR DRY) PER YEAR									
1	WOOD PULP FOR PAPER AND PAPERBOARD	87 444	18 491	87 958	18 951	88 614	19 085	88 645	19 175	88 660	88 660
1.1	MECHANICAL PULP	6 406	14	6 377	14	6 246	14	6 143	14	6 148	6 148
	FROM 1.1 NOT DISAGGREGATED BELOW	3 404	14	3 413	14	3 269	14	3 157	14	3 157	3 157
1.11	MECHANICAL NON-CONIFEROUS PULP	150	0	148	0	149	0	149	0	150	150
1.12	MECHANICAL CONIFEROUS PULP	2 852	0	2 816	0	2 828	0	2 837	0	2 841	2 841
1.2	THERMO-MECHANICAL PULP	12 467	1 621	12 554	1 868	12 957	2 024	13 072	2 053	13 072	13 072
	FROM 1.2 NOT DISAGGREGATED BELOW	8 945	1 621	9 030	1 868	9 431	2 024	9 560	2 053	9 575	9 575
1.21	THERMO-MECHANICAL NON-CONIFEROUS PULP	176	0	176	0	176	0	176	0	175	175
1.22	THERMO-MECHANICAL CONIFEROUS PULP	3 346	0	3 348	0	3 350	0	3 336	0	3 322	3 322
1.3	SEMI-CHEMICAL PULP	4 405	0	4 408	0	4 488	0	4 488	0	4 488	4 488
	FROM 1.3 NOT DISAGGREGATED BELOW	406	0	409	0	489	0	489	0	489	489
1.31	SEMI-CHEMICAL NON-CONIFEROUS PULP	3 999	0	3 999	0	3 999	0	3 999	0	3 999	3 999
1.32	SEMI-CHEMICAL CONIFEROUS PULP	0	0	0	0	0	0	0	0	0	0
1.4	CHEMICAL PULP TOTAL	64 166	16 856	64 619	17 069	64 923	17 047	64 942	17 108	64 952	64 952
1.41	UNBLEACHED SULPHITE PULP	535	0	536	0	538	0	536	0	536	536
	FROM 1.41 NOT DISAGGREGATED BELOW	535	0	536	0	538	0	536	0	536	536
1.411	UNBLEACHED NON-CONIFEROUS SULPHITE PULP	0	0	0	0	0	0	0	0	0	0
1.412	UNBLEACHED CONIFEROUS SULPHITE PULP	0	0	0	0	0	0	0	0	0	0
1.42	BLEACHED SULPHITE PULP	1 698	382	1 698	382	1 702	383	1 703	382	1 703	1 703
	FROM 1.42 NOT DISAGGREGATED BELOW	407	188	407	188	408	189	407	188	407	407
1.421	BLEACHED NON-CONIFEROUS SULPHITE PULP	387	0	387	0	388	0	389	0	389	389
1.422	BLEACHED CONIFEROUS SULPHITE PULP	904	194	904	194	906	194	907	194	907	907
1.43	UNBLEACHED SULPHATE PULP	22 209	264	22 241	248	22 230	242	22 175	242	22 185	22 185
	FROM 1.43 NOT DISAGGREGATED BELOW	1 528	106	1 500	90	1 484	84	1 487	84	1 498	1 498
1.431	UNBLEACHED NON-CONIFEROUS SULPHATE PULP	1 034	0	1 037	0	1 037	0	1 034	0	1 034	1 034
1.432	UNBLEACHED CONIFEROUS SULPHATE PULP	19 647	158	19 704	158	19 709	158	19 654	158	19 653	19 653
1.44	BLEACHED SULPHATE+SODA PULP	39 724	16 210	40 144	16 439	40 453	16 422	40 528	16 484	40 528	40 528
1.441	BLEACHED NON-CONIFEROUS SULPHATE+SODA PULP	17 570	5 054	17 769	5 054	17 869	5 042	17 875	5 020	17 872	17 872
1.442	BLEACHED CONIFEROUS SULPHATE+SODA PULP	22 154	11 156	22 375	11 385	22 584	11 380	22 653	11 464	22 656	22 656
2	PULP OF OTHER FIBRE FOR PAPER AND BOARD	0	0	0	0	0	0	0	0	0	0
2.1	PULP OF STRAW	0	0	0	0	0	0	0	0	0	0
2.2	PULP OF BAGASSE	0	0	0	0	0	0	0	0	0	0
2.3	PULP OF BAMBOO	0	0	0	0	0	0	0	0	0	0
2.4	PULP OF OTHER FIBRE	0	0	0	0	0	0	0	0	0	0
3	DISSOLVING PULP,WOOD+OTHER RAW MATERIALS	1 114	1 114	1 114	1 114	1 114	1 114	1 114	1 114	1 114	1 114
3.1	NON-CONIFEROUS DISSOLVING PULP	390	390	390	390	390	390	390	390	390	390
3.2	CONIFEROUS DISSOLVING PULP	724	724	724	724	724	724	724	724	724	724

		1994	1995	1996	1997	1998	1999
		TOTAL CAPACITY IN 1000 METRIC TONS PER YEAR					
4	PAPER AND PAPERBOARD	10 5E3	10 7E3	10 9E3	1 1E4	11 1E3	11 1E3
4.1	NEWSPRINT	16 256	16 252	16 218	16 185	16 175	16 175
4.2	OTHER PRINTING AND WRITING PAPER	29 155	29 643	30 274	30 612	30 725	30 725
4.21	COATED PRINTING AND WRITING PAPER	9 243	9 467	9 752	9 899	9 980	9 980
4.211	COATED WOOD CONTAINING PRINT&WRITING PAPER	4 839	4 916	5 042	5 134	5 186	5 186
4.212	COATED WOODFREE PRINTING & WRITING PAPER	4 404	4 551	4 710	4 765	4 794	4 794
4.22	UNCOATED PRINTING AND WRITING PAPER	19 912	20 176	20 522	20 713	20 745	20 745
4.221	UNCOATED WOOD CONTAINING PRINT&WRIT PAPER	4 208	4 434	4 579	4 628	4 652	4 652
4.222	UNCOATED WOODFREE PRINTING & WRIT PAPER	15 704	15 742	15 943	16 085	16 093	16 093
4.3	OTHER PAPER AND PAPERBOARD	59 127	60 980	62 392	63 530	63 775	63 775
4.31	HOUSEHOLD AND SANITARY PAPER	6 662	6 753	6 856	6 901	6 935	6 935
4.32	WRAPPING AND PACKAGING PAPER AND BOARD	48 021	49 709	51 005	52 100	52 305	52 305
4.321	LINERBOARD	22 407	23 515	24 332	25 296	25 448	25 448
4.3211	KRAFT LINER	20 217	20 719	21 016	21 353	21 381	21 381
	FROM 4.3211 NOT DISAGGREGATED BELOW	1 217	1 187	1 258	1 297	1 297	1 297
4.32111	UNBLEACHED KRAFT LINER	18 847	19 380	19 586	19 877	19 905	19 905
4.32112	BLEACHED KRAFT LINER	153	152	172	179	179	179
4.3212	OTHER LINERBOARD	2 190	2 796	3 316	3 943	4 067	4 067
4.322	FLUTING MEDIUM	9 006	9 216	9 356	9 311	9 307	9 307
4.3221	SEMI-CHEMICAL FLUTING MEDIUM	5 976	5 982	6 044	5 943	5 933	5 933
4.3222	OTHER FLUTING MEDIUM	3 030	3 234	3 312	3 368	3 374	3 374
4.323	KRAFT WRAPPING AND PACKAGING	3 401	3 312	3 338	3 355	3 361	3 361
4.3231	SACK KRAFT	1 197	1 163	1 164	1 165	1 165	1 165
4.3232	OTHER KRAFT WRAPPING AND PACKAGING	2 204	2 149	2 174	2 190	2 196	2 196
4.324	FOLDING BOXBOARD	9 422	9 883	10 186	10 341	10 388	10 388
	FROM 4.324 NOT DISAGGREGATED BELOW	1 003	1 071	1 076	1 076	1 076	1 076
4.3241	PULP BASED FOLDING BOXBOARD	5 724	6 037	6 269	6 402	6 444	6 444
4.32411	BLEACHED CHEMICAL PULP FOLDING BOXBOARD	4 293	4 439	4 588	4 618	4 631	4 631
4.32412	OTHER PULP BASED FOLDING BOXBOARD	1 431	1 598	1 681	1 784	1 813	1 813
4.3242	WASTE PAPER BASED FOLDING BOXBOARD	2 695	2 775	2 841	2 863	2 868	2 868
4.325	OTHER WRAPPING AND PACKAGING N.E.S.	3 785	3 783	3 793	3 797	3 801	3 801
4.3251	OTHER WRAPPING PAPER	767	774	777	774	775	775
4.3252	OTHER PACKAGING PAPERBOARD	3 018	3 009	3 016	3 023	3 026	3 026
4.33	OTHER PAPER AND PAPERBOARD N.E.S. TOTAL	4 444	4 518	4 531	4 529	4 535	4 535
4.331	OTHER PAPER N.E.S.	1 470	1 530	1 539	1 535	1 538	1 538
4.332	OTHER PAPERBOARD N.E.S.	2 974	2 988	2 992	2 994	2 997	2 997

EASTERN EUROPE

	PROCESS	1994 TOTAL CAPA-CITY	1994 OF WHICH MARKET PULP	1995 TOTAL CAPA-CITY	1995 OF WHICH MARKET PULP	1996 TOTAL CAPA-CITY	1996 OF WHICH MARKET PULP	1997 TOTAL CAPA-CITY	1997 OF WHICH MARKET PULP	1998 TOTAL CAPA-CITY	1999 TOTAL CAPA-CITY
		1000 METRIC TONS (AIR DRY) PER YEAR									
1	WOOD PULP FOR PAPER AND PAPERBOARD	3 059	882	3 059	882	3 059	882	3 059	882	3 059	3 059
1.1	MECHANICAL PULP	452	0	452	0	452	0	452	0	452	452
1.11	MECHANICAL NON-CONIFEROUS PULP	17	0	17	0	17	0	17	0	17	17
1.12	MECHANICAL CONIFEROUS PULP	435	0	435	0	435	0	435	0	435	435
1.2	THERMO-MECHANICAL PULP	0	0	0	0	0	0	0	0	0	0
1.21	THERMO-MECHANICAL NON-CONIFEROUS PULP	0	0	0	0	0	0	0	0	0	0
1.22	THERMO-MECHANICAL CONIFEROUS PULP	0	0	0	0	0	0	0	0	0	0
1.3	SEMI-CHEMICAL PULP	280	0	280	0	280	0	280	0	280	280
1.31	SEMI-CHEMICAL NON-CONIFEROUS PULP	280	0	280	0	280	0	280	0	280	280
1.32	SEMI-CHEMICAL CONIFEROUS PULP	0	0	0	0	0	0	0	0	0	0
1.4	CHEMICAL PULP TOTAL	2 327	882	2 327	882	2 327	882	2 327	882	2 327	2 327
1.41	UNBLEACHED SULPHITE PULP	264	154	264	154	264	154	264	154	264	264
1.411	UNBLEACHED NON-CONIFEROUS SULPHITE PULP	0	0	0	0	0	0	0	0	0	0
1.412	UNBLEACHED CONIFEROUS SULPHITE PULP	264	154	264	154	264	154	264	154	264	264
1.42	BLEACHED SULPHITE PULP	334	217	334	217	334	217	334	217	334	334
1.421	BLEACHED NON-CONIFEROUS SULPHITE PULP	58	43	58	43	58	43	58	43	58	58
1.422	BLEACHED CONIFEROUS SULPHITE PULP	276	174	276	174	276	174	276	174	276	276
1.43	UNBLEACHED SULPHATE PULP	883	195	883	195	883	195	883	195	883	883
1.431	UNBLEACHED NON-CONIFEROUS SULPHATE PULP	35	0	35	0	35	0	35	0	35	35
1.432	UNBLEACHED CONIFEROUS SULPHATE PULP	848	195	848	195	848	195	848	195	848	848
1.44	BLEACHED SULPHATE+SODA PULP	846	316	846	316	846	316	846	316	846	846
1.441	BLEACHED NON-CONIFEROUS SULPHATE+SODA PULP	352	134	352	134	352	134	352	134	352	352
1.442	BLEACHED CONIFEROUS SULPHATE+SODA PULP	494	182	494	182	494	182	494	182	494	494
2	PULP OF OTHER FIBRE FOR PAPER AND BOARD	70	14	70	14	70	14	70	14	70	70
2.1	PULP OF STRAW	63	14	63	14	63	14	63	14	63	63
2.2	PULP OF BAGASSE	0	0	0	0	0	0	0	0	0	0
2.3	PULP OF BAMBOO	3	0	3	0	3	0	3	0	3	3
2.4	PULP OF OTHER FIBRE	4	0	4	0	4	0	4	0	4	4
3	DISSOLVING PULP,WOOD+OTHER RAW MATERIALS	377	308	377	308	377	308	377	308	377	377
3.1	NON-CONIFEROUS DISSOLVING PULP	307	246	307	246	307	246	307	246	307	307
3.2	CONIFEROUS DISSOLVING PULP	70	62	70	62	70	62	70	62	70	70

		1994	1995	1996	1997	1998	1999
		TOTAL CAPACITY IN 1000 METRIC TONS PER YEAR					
4	PAPER AND PAPERBOARD	5 979	6 032	6 042	6 050	6 050	6 056
4.1	NEWSPRINT	302	309	322	322	322	322
4.2	OTHER PRINTING AND WRITING PAPER	1 825	1 825	1 822	1 822	1 822	1 822
	FROM 4.2 NOT DISAGGREGATED BELOW	460	460	460	460	460	460
4.21	COATED PRINTING AND WRITING PAPER	104	104	104	104	104	104
4.211	COATED WOOD CONTAINING PRINT&WRITING PAPER	20	20	20	20	20	20
4.212	COATED WOODFREE PRINTING & WRITING PAPER	84	84	84	84	84	84
4.22	UNCOATED PRINTING AND WRITING PAPER	1 261	1 261	1 258	1 258	1 258	1 258
4.221	UNCOATED WOOD CONTAINING PRINT&WRIT PAPER	159	159	159	159	159	159
4.222	UNCOATED WOODFREE PRINTING & WRIT PAPER	1 102	1 102	1 099	1 099	1 099	1 099
4.3	OTHER PAPER AND PAPERBOARD	3 852	3 898	3 898	3 906	3 906	3 912
	FROM 4.3 NOT DISAGGREGATED BELOW	1 165	1 165	1 165	1 165	1 165	1 165
4.31	HOUSEHOLD AND SANITARY PAPER	444	454	454	454	454	454
4.32	WRAPPING AND PACKAGING PAPER AND BOARD	2 084	2 120	2 120	2 128	2 128	2 134
4.321	LINERBOARD	388	388	388	388	388	388
4.3211	KRAFT LINER	160	160	160	160	160	160
4.32111	UNBLEACHED KRAFT LINER	160	160	160	160	160	160
4.32112	BLEACHED KRAFT LINER	0	0	0	0	0	0
4.3212	OTHER LINERBOARD	228	228	228	228	228	228
4.322	FLUTING MEDIUM	392	392	392	392	392	392
	FROM 4.322 NOT DISAGGREGATED BELOW	70	70	70	70	70	70
4.3221	SEMI-CHEMICAL FLUTING MEDIUM	160	160	160	160	160	160
4.3222	OTHER FLUTING MEDIUM	162	162	162	162	162	162
4.323	KRAFT WRAPPING AND PACKAGING	366	366	366	366	366	366
4.3231	SACK KRAFT	235	235	235	235	235	235
4.3232	OTHER KRAFT WRAPPING AND PACKAGING	131	131	131	131	131	131
4.324	FOLDING BOXBOARD	318	354	354	362	362	368
4.3241	PULP BASED FOLDING BOXBOARD	38	38	38	38	38	38
4.32411	BLEACHED CHEMICAL PULP FOLDING BOXBOARD	21	21	21	21	21	21
4.32412	OTHER PULP BASED FOLDING BOXBOARD	17	17	17	17	17	17
4.3242	WASTE PAPER BASED FOLDING BOXBOARD	280	316	316	324	324	330
4.325	OTHER WRAPPING AND PACKAGING N.E.S.	620	620	620	620	620	620
4.3251	OTHER WRAPPING PAPER	195	195	195	195	195	195
4.3252	OTHER PACKAGING PAPERBOARD	425	425	425	425	425	425
4.33	OTHER PAPER AND PAPERBOARD N.E.S. TOTAL	159	159	159	159	159	159
4.331	OTHER PAPER N.E.S.	112	112	112	112	112	112
4.332	OTHER PAPERBOARD N.E.S.	47	47	47	47	47	47

EEC COUNTRIES

	PROCESS	1994 TOTAL CAPA-CITY	1994 OF WHICH MARKET PULP	1995 TOTAL CAPA-CITY	1995 OF WHICH MARKET PULP	1996 TOTAL CAPA-CITY	1996 OF WHICH MARKET PULP	1997 TOTAL CAPA-CITY	1997 OF WHICH MARKET PULP	1998 TOTAL CAPA-CITY	1999 TOTAL CAPA-CITY
		1000 METRIC TONS (AIR DRY) PER YEAR									
1	WOOD PULP FOR PAPER AND PAPERBOARD	10 671	2 373	10 857	2 421	10 935	2 489	11 079	2 489	11 196	11 211
	FROM 1 NOT DISAGGREGATED BELOW	775	0	780	0	782	0	783	0	783	783
1.1	MECHANICAL PULP	1 807	45	1 768	46	1 770	46	1 841	46	1 843	1 845
	FROM 1.1 NOT DISAGGREGATED BELOW	487	45	488	46	490	46	491	46	493	495
1.11	MECHANICAL NON-CONIFEROUS PULP	20	0	0	0	0	0	0	0	0	0
1.12	MECHANICAL CONIFEROUS PULP	1 300	0	1 280	0	1 280	0	1 350	0	1 350	1 350
1.2	THERMO-MECHANICAL PULP	1 764	0	1 774	0	1 775	0	1 817	0	1 919	1 919
	FROM 1.2 NOT DISAGGREGATED BELOW	329	0	339	0	340	0	342	0	344	344
1.21	THERMO-MECHANICAL NON-CONIFEROUS PULP	70	0	70	0	70	0	70	0	70	70
1.22	THERMO-MECHANICAL CONIFEROUS PULP	1 365	0	1 365	0	1 365	0	1 405	0	1 505	1 505
1.3	SEMI-CHEMICAL PULP	208	70	210	70	210	70	210	70	210	210
1.31	SEMI-CHEMICAL NON-CONIFEROUS PULP	208	70	210	70	210	70	210	70	210	210
1.32	SEMI-CHEMICAL CONIFEROUS PULP	0	0	0	0	0	0	0	0	0	0
1.4	CHEMICAL PULP TOTAL	6 117	2 258	6 325	2 305	6 398	2 373	6 428	2 373	6 441	6 454
1.41	UNBLEACHED SULPHITE PULP	0	0	0	0	0	0	0	0	0	0
1.411	UNBLEACHED NON-CONIFEROUS SULPHITE PULP	0	0	0	0	0	0	0	0	0	0
1.412	UNBLEACHED CONIFEROUS SULPHITE PULP	0	0	0	0	0	0	0	0	0	0
1.42	BLEACHED SULPHITE PULP	1 095	500	1 095	500	1 095	500	1 112	500	1 112	1 112
1.421	BLEACHED NON-CONIFEROUS SULPHITE PULP	415	120	415	120	415	120	432	120	432	432
1.422	BLEACHED CONIFEROUS SULPHITE PULP	680	380	680	380	680	380	680	380	680	680
1.43	UNBLEACHED SULPHATE PULP	1 147	0	1 150	0	1 152	0	1 154	0	1 156	1 158
1.431	UNBLEACHED NON-CONIFEROUS SULPHATE PULP	50	0	50	0	50	0	50	0	50	50
1.432	UNBLEACHED CONIFEROUS SULPHATE PULP	1 097	0	1 100	0	1 102	0	1 104	0	1 106	1 108
1.44	BLEACHED SULPHATE+SODA PULP	3 875	1 758	4 080	1 805	4 151	1 873	4 162	1 873	4 173	4 184
1.441	BLEACHED NON-CONIFEROUS SULPHATE+SODA PULP	3 500	1 408	3 590	1 415	3 601	1 423	3 612	1 423	3 623	3 634
1.442	BLEACHED CONIFEROUS SULPHATE+SODA PULP	375	350	490	390	550	450	550	450	550	550
2	PULP OF OTHER FIBRE FOR PAPER AND BOARD	487	61	487	61	492	61	498	61	498	498
2.1	PULP OF STRAW	206	45	206	45	208	45	211	45	211	211
2.2	PULP OF BAGASSE	0	0	0	0	0	0	0	0	0	0
2.3	PULP OF BAMBOO	0	0	0	0	0	0	0	0	0	0
2.4	PULP OF OTHER FIBRE	281	16	281	16	284	16	287	16	287	287
3	DISSOLVING PULP,WOOD+OTHER RAW MATERIALS	90	60	110	80	160	130	160	130	160	160
3.1	NON-CONIFEROUS DISSOLVING PULP	60	30	60	30	60	30	60	30	60	60
3.2	CONIFEROUS DISSOLVING PULP	30	30	50	50	100	100	100	100	100	100

		1994	1995	1996	1997	1998	1999
		TOTAL CAPACITY IN 1000 METRIC TONS PER YEAR					
4	PAPER AND PAPERBOARD	49 214	51 114	52 589	53 661	54 438	54 899
4.1	NEWSPRINT	4 189	4 553	4 710	4 770	5 071	5 097
4.2	OTHER PRINTING AND WRITING PAPER	17 527	18 059	18 478	18 903	19 161	19 358
4.21	COATED PRINTING AND WRITING PAPER	9 101	9 460	9 753	10 014	10 241	10 382
	FROM 4.21 NOT DISAGGREGATED BELOW	2 454	2 493	2 553	2 614	2 665	2 700
4.211	COATED WOOD CONTAINING PRINT&WRITING PAPER	3 076	3 143	3 235	3 336	3 446	3 484
4.212	COATED WOODFREE PRINTING & WRITING PAPER	3 571	3 824	3 965	4 064	4 130	4 198
4.22	UNCOATED PRINTING AND WRITING PAPER	8 426	8 599	8 725	8 889	8 920	8 976
	FROM 4.22 NOT DISAGGREGATED BELOW	1 411	1 425	1 447	1 452	1 460	1 460
4.221	UNCOATED WOOD CONTAINING PRINT&WRIT PAPER	1 888	1 914	1 946	2 065	2 065	2 079
4.222	UNCOATED WOODFREE PRINTING & WRIT PAPER	5 127	5 260	5 332	5 372	5 395	5 437
4.3	OTHER PAPER AND PAPERBOARD	27 498	28 502	29 401	29 988	30 206	30 444
4.31	HOUSEHOLD AND SANITARY PAPER	3 739	3 792	3 900	3 999	4 047	4 086
4.32	WRAPPING AND PACKAGING PAPER AND BOARD	21 107	21 936	22 640	23 077	23 224	23 403
4.321	LINERBOARD	5 910	6 123	6 335	6 463	6 516	6 585
	FROM 4.321 NOT DISAGGREGATED BELOW	905	905	935	935	935	935
4.3211	KRAFT LINER	784	806	827	830	867	884
	FROM 4.3211 NOT DISAGGREGATED BELOW	84	86	87	90	92	94
4.32111	UNBLEACHED KRAFT LINER	590	605	615	615	650	660
4.32112	BLEACHED KRAFT LINER	110	115	125	125	125	130
4.3212	OTHER LINERBOARD	4 221	4 412	4 573	4 698	4 714	4 766
4.322	FLUTING MEDIUM	6 244	6 518	6 793	6 980	7 029	7 072
	FROM 4.322 NOT DISAGGREGATED BELOW	1 639	1 680	1 747	1 790	1 794	1 794
4.3221	SEMI-CHEMICAL FLUTING MEDIUM	353	361	363	364	364	364
4.3222	OTHER FLUTING MEDIUM	4 252	4 477	4 683	4 826	4 871	4 914
4.323	KRAFT WRAPPING AND PACKAGING	787	791	801	804	807	820
	FROM 4.323 NOT DISAGGREGATED BELOW	122	122	122	123	124	124
4.3231	SACK KRAFT	328	335	336	338	340	342
4.3232	OTHER KRAFT WRAPPING AND PACKAGING	337	334	343	343	343	354
4.324	FOLDING BOXBOARD	3 645	3 793	3 873	3 916	3 946	3 977
	FROM 4.324 NOT DISAGGREGATED BELOW	1 523	1 566	1 591	1 606	1 617	1 628
4.3241	PULP BASED FOLDING BOXBOARD	661	673	687	692	700	706
4.32411	BLEACHED CHEMICAL PULP FOLDING BOXBOARD	165	170	174	179	187	188
4.32412	OTHER PULP BASED FOLDING BOXBOARD	496	503	513	513	513	518
4.3242	WASTE PAPER BASED FOLDING BOXBOARD	1 461	1 554	1 595	1 618	1 629	1 643
4.325	OTHER WRAPPING AND PACKAGING N.E.S.	4 521	4 711	4 838	4 914	4 926	4 949
	FROM 4.325 NOT DISAGGREGATED BELOW	580	610	610	610	610	610
4.3251	OTHER WRAPPING PAPER	1 063	1 110	1 148	1 150	1 149	1 154
4.3252	OTHER PACKAGING PAPERBOARD	2 878	2 991	3 080	3 154	3 167	3 185
4.33	OTHER PAPER AND PAPERBOARD N.E.S. TOTAL	2 652	2 774	2 861	2 912	2 935	2 955
	FROM 4.33 NOT DISAGGREGATED BELOW	439	439	440	442	445	445
4.331	OTHER PAPER N.E.S.	1 789	1 884	1 956	2 002	2 015	2 031
4.332	OTHER PAPERBOARD N.E.S.	424	451	465	468	475	479

NORDIC COUNTRIES

	PROCESS	1994 TOTAL CAPA-CITY	1994 OF WHICH MARKET PULP	1995 TOTAL CAPA-CITY	1995 OF WHICH MARKET PULP	1996 TOTAL CAPA-CITY	1996 OF WHICH MARKET PULP	1997 TOTAL CAPA-CITY	1997 OF WHICH MARKET PULP	1998 TOTAL CAPA-CITY	1999 TOTAL CAPA-CITY
		1000 METRIC TONS (AIR DRY) PER YEAR									
1	WOOD PULP FOR PAPER AND PAPERBOARD	24 344	5 996	24 613	5 899	25 715	6 295	26 616	6 484	27 226	27 622
1.1	MECHANICAL PULP	3 459	242	3 546	242	3 579	242	3 855	247	3 817	3 841
	FROM 1.1 NOT DISAGGREGATED BELOW	479	142	521	142	499	142	490	147	427	431
1.11	MECHANICAL NON-CONIFEROUS PULP	0	0	0	0	0	0	0	0	0	0
1.12	MECHANICAL CONIFEROUS PULP	2 980	100	3 025	100	3 080	100	3 365	100	3 390	3 410
1.2	THERMO-MECHANICAL PULP	6 482	546	6 475	558	6 818	600	6 947	545	7 089	7 126
	FROM 1.2 NOT DISAGGREGATED BELOW	2 432	276	2 385	278	2 533	310	2 682	255	2 819	2 856
1.21	THERMO-MECHANICAL NON-CONIFEROUS PULP	0	0	0	0	0	0	0	0	0	0
1.22	THERMO-MECHANICAL CONIFEROUS PULP	4 050	270	4 090	280	4 285	290	4 265	290	4 270	4 270
1.3	SEMI-CHEMICAL PULP	372	40	375	40	377	40	377	40	377	377
	FROM 1.3 NOT DISAGGREGATED BELOW	272	0	275	0	277	0	277	0	277	277
1.31	SEMI-CHEMICAL NON-CONIFEROUS PULP	100	40	100	40	100	40	100	40	100	100
1.32	SEMI-CHEMICAL CONIFEROUS PULP	0	0	0	0	0	0	0	0	0	0
1.4	CHEMICAL PULP TOTAL	14 031	5 168	14 217	5 059	14 941	5 413	15 437	5 652	15 943	16 278
1.41	UNBLEACHED SULPHITE PULP	35	0	40	0	40	0	40	0	40	40
1.411	UNBLEACHED NON-CONIFEROUS SULPHITE PULP	0	0	0	0	0	0	0	0	0	0
1.412	UNBLEACHED CONIFEROUS SULPHITE PULP	35	0	40	0	40	0	40	0	40	40
1.42	BLEACHED SULPHITE PULP	887	444	889	444	907	419	907	405	942	957
	FROM 1.42 NOT DISAGGREGATED BELOW	742	359	744	359	762	334	762	320	797	812
1.421	BLEACHED NON-CONIFEROUS SULPHITE PULP	25	0	25	0	25	0	25	0	25	25
1.422	BLEACHED CONIFEROUS SULPHITE PULP	120	85	120	85	120	85	120	85	120	120
1.43	UNBLEACHED SULPHATE PULP	3 025	117	3 022	123	2 953	121	2 900	137	2 940	2 925
	FROM 1.43 NOT DISAGGREGATED BELOW	750	0	735	0	735	0	695	0	685	685
1.431	UNBLEACHED NON-CONIFEROUS SULPHATE PULP	0	0	0	0	0	0	0	0	0	0
1.432	UNBLEACHED CONIFEROUS SULPHATE PULP	2 275	117	2 287	123	2 218	121	2 205	137	2 255	2 240
1.44	BLEACHED SULPHATE+SODA PULP	10 084	4 607	10 266	4 492	11 041	4 873	11 590	5 110	12 021	12 356
1.441	BLEACHED NON-CONIFEROUS SULPHATE+SODA PULP	3 684	1 341	3 805	1 247	3 958	1 276	4 034	1 270	4 145	4 250
1.442	BLEACHED CONIFEROUS SULPHATE+SODA PULP	6 400	3 266	6 461	3 245	7 083	3 597	7 556	3 840	7 876	8 106
2	PULP OF OTHER FIBRE FOR PAPER AND BOARD	0	0	0	0	0	0	0	0	0	0
2.1	PULP OF STRAW	0	0	0	0	0	0	0	0	0	0
2.2	PULP OF BAGASSE	0	0	0	0	0	0	0	0	0	0
2.3	PULP OF BAMBOO	0	0	0	0	0	0	0	0	0	0
2.4	PULP OF OTHER FIBRE	0	0	0	0	0	0	0	0	0	0
3	DISSOLVING PULP,WOOD+OTHER RAW MATERIALS	80	80	80	80	80	80	80	80	80	80
3.1	NON-CONIFEROUS DISSOLVING PULP	0	0	0	0	0	0	0	0	0	0
3.2	CONIFEROUS DISSOLVING PULP	80	80	80	80	80	80	80	80	80	80

		1994	1995	1996	1997	1998	1999
		TOTAL CAPACITY IN 1000 METRIC TONS PER YEAR					
4	PAPER AND PAPERBOARD	23 472	23 920	24 737	25 856	26 450	26 702
4.1	NEWSPRINT	4 904	4 882	4 903	5 068	5 073	5 068
4.2	OTHER PRINTING AND WRITING PAPER	9 651	9 967	10 566	11 123	11 441	11 543
4.21	COATED PRINTING AND WRITING PAPER	4 186	4 397	4 764	5 181	5 379	5 491
	FROM 4.21 NOT DISAGGREGATED BELOW	838	882	1 104	1 216	1 279	1 356
4.211	COATED WOOD CONTAINING PRINT&WRITING PAPER	2 455	2 550	2 630	2 725	2 790	2 820
4.212	COATED WOODFREE PRINTING & WRITING PAPER	893	965	1 030	1 240	1 310	1 315
4.22	UNCOATED PRINTING AND WRITING PAPER	5 465	5 570	5 802	5 942	6 062	6 052
	FROM 4.22 NOT DISAGGREGATED BELOW	1 421	1 511	1 616	1 649	1 644	1 624
4.221	UNCOATED WOOD CONTAINING PRINT&WRIT PAPER	2 642	2 586	2 663	2 740	2 815	2 825
4.222	UNCOATED WOODFREE PRINTING & WRIT PAPER	1 402	1 473	1 523	1 553	1 603	1 603
4.3	OTHER PAPER AND PAPERBOARD	8 917	9 071	9 268	9 665	9 936	10 091
4.31	HOUSEHOLD AND SANITARY PAPER	338	343	355	353	356	360
4.32	WRAPPING AND PACKAGING PAPER AND BOARD	7 667	7 870	8 030	8 311	8 536	8 682
	FROM 4.32 NOT DISAGGREGATED BELOW	1 125	1 125	1 118	1 135	1 160	1 165
4.321	LINERBOARD	1 874	1 884	1 933	2 049	2 104	2 109
4.3211	KRAFT LINER	1 742	1 761	1 788	1 904	1 949	1 944
4.32111	UNBLEACHED KRAFT LINER	1 196	1 234	1 215	1 231	1 246	1 221
4.32112	BLEACHED KRAFT LINER	546	527	573	673	703	723
4.3212	OTHER LINERBOARD	132	123	145	145	155	165
4.322	FLUTING MEDIUM	426	434	447	466	472	475
	FROM 4.322 NOT DISAGGREGATED BELOW	345	350	361	380	385	385
4.3221	SEMI-CHEMICAL FLUTING MEDIUM	81	84	86	86	87	90
4.3222	OTHER FLUTING MEDIUM	0	0	0	0	0	0
4.323	KRAFT WRAPPING AND PACKAGING	1 078	1 096	1 048	1 010	1 036	1 046
4.3231	SACK KRAFT	723	723	678	618	631	641
4.3232	OTHER KRAFT WRAPPING AND PACKAGING	355	373	370	392	405	405
4.324	FOLDING BOXBOARD	2 865	2 985	3 107	3 249	3 354	3 475
	FROM 4.324 NOT DISAGGREGATED BELOW	2 832	2 946	3 065	3 207	3 312	3 433
4.3241	PULP BASED FOLDING BOXBOARD	33	39	42	42	42	42
	FROM 4.3241 NOT DISAGGREGATED BELOW	33	39	42	42	42	42
4.32411	BLEACHED CHEMICAL PULP FOLDING BOXBOARD	0	0	0	0	0	0
4.32412	OTHER PULP BASED FOLDING BOXBOARD	0	0	0	0	0	0
4.3242	WASTE PAPER BASED FOLDING BOXBOARD	0	0	0	0	0	0
4.325	OTHER WRAPPING AND PACKAGING N.E.S.	299	346	377	402	410	412
	FROM 4.325 NOT DISAGGREGATED BELOW	299	346	260	275	280	280
4.3251	OTHER WRAPPING PAPER	0	0	89	95	98	100
4.3252	OTHER PACKAGING PAPERBOARD	0	0	28	32	32	32
4.33	OTHER PAPER AND PAPERBOARD N.E.S. TOTAL	912	858	883	1 001	1 044	1 049
	FROM 4.33 NOT DISAGGREGATED BELOW	670	660	680	790	795	795
4.331	OTHER PAPER N.E.S.	102	78	79	80	90	90
4.332	OTHER PAPERBOARD N.E.S.	140	120	124	131	159	164

REST OF WESTERN EUROPE

	PROCESS	1994 TOTAL CAPA-CITY	1994 OF WHICH MARKET PULP	1995 TOTAL CAPA-CITY	1995 OF WHICH MARKET PULP	1996 TOTAL CAPA-CITY	1996 OF WHICH MARKET PULP	1997 TOTAL CAPA-CITY	1997 OF WHICH MARKET PULP	1998 TOTAL CAPA-CITY	1999 TOTAL CAPA-CITY
		1000 METRIC TONS (AIR DRY) PER YEAR									
1	WOOD PULP FOR PAPER AND PAPERBOARD	2 681	535	2 786	565	2 836	565	2 836	565	2 836	2 836
1.1	MECHANICAL PULP	674	25	684	25	694	25	694	25	694	694
	FROM 1.1 NOT DISAGGREGATED BELOW	364	25	364	25	364	25	364	25	364	364
1.11	MECHANICAL NON-CONIFEROUS PULP	0	0	0	0	0	0	0	0	0	0
1.12	MECHANICAL CONIFEROUS PULP	310	0	320	0	330	0	330	0	330	330
1.2	THERMO-MECHANICAL PULP	160	0	160	0	170	0	170	0	170	170
1.21	THERMO-MECHANICAL NON-CONIFEROUS PULP	0	0	0	0	0	0	0	0	0	0
1.22	THERMO-MECHANICAL CONIFEROUS PULP	160	0	160	0	170	0	170	0	170	170
1.3	SEMI-CHEMICAL PULP	68	0	68	0	68	0	68	0	68	68
	FROM 1.3 NOT DISAGGREGATED BELOW	68	0	68	0	68	0	68	0	68	68
1.31	SEMI-CHEMICAL NON-CONIFEROUS PULP	0	0	0	0	0	0	0	0	0	0
1.32	SEMI-CHEMICAL CONIFEROUS PULP	0	0	0	0	0	0	0	0	0	0
1.4	CHEMICAL PULP TOTAL	1 779	510	1 874	540	1 904	540	1 904	540	1 904	1 904
	FROM 1.4 NOT DISAGGREGATED BELOW	140	140	140	140	140	140	140	140	140	140
1.41	UNBLEACHED SULPHITE PULP	107	0	117	0	117	0	117	0	117	117
	FROM 1.41 NOT DISAGGREGATED BELOW	57	0	57	0	57	0	57	0	57	57
1.411	UNBLEACHED NON-CONIFEROUS SULPHITE PULP	50	0	60	0	60	0	60	0	60	60
1.412	UNBLEACHED CONIFEROUS SULPHITE PULP	0	0	0	0	0	0	0	0	0	0
1.42	BLEACHED SULPHITE PULP	504	100	554	110	564	110	564	110	564	564
	FROM 1.42 NOT DISAGGREGATED BELOW	74	0	74	0	74	0	74	0	74	74
1.421	BLEACHED NON-CONIFEROUS SULPHITE PULP	30	0	30	0	30	0	30	0	30	30
1.422	BLEACHED CONIFEROUS SULPHITE PULP	400	100	450	110	460	110	460	110	460	460
1.43	UNBLEACHED SULPHATE PULP	581	40	596	50	606	50	606	50	606	606
	FROM 1.43 NOT DISAGGREGATED BELOW	156	0	156	0	156	0	156	0	156	156
1.431	UNBLEACHED NON-CONIFEROUS SULPHATE PULP	0	0	0	0	0	0	0	0	0	0
1.432	UNBLEACHED CONIFEROUS SULPHATE PULP	425	40	440	50	450	50	450	50	450	450
1.44	BLEACHED SULPHATE+SODA PULP	447	230	467	240	477	240	477	240	477	477
	FROM 1.44 NOT DISAGGREGATED BELOW	207	0	207	0	207	0	207	0	207	207
1.441	BLEACHED NON-CONIFEROUS SULPHATE+SODA PULP	0	0	0	0	0	0	0	0	0	0
1.442	BLEACHED CONIFEROUS SULPHATE+SODA PULP	240	230	260	240	270	240	270	240	270	270
2	PULP OF OTHER FIBRE FOR PAPER AND BOARD	29	1	29	1	29	1	29	1	29	29
2.1	PULP OF STRAW	28	0	28	0	28	0	28	0	28	28
2.2	PULP OF BAGASSE	0	0	0	0	0	0	0	0	0	0
2.3	PULP OF BAMBOO	0	0	0	0	0	0	0	0	0	0
2.4	PULP OF OTHER FIBRE	1	1	1	1	1	1	1	1	1	1
3	DISSOLVING PULP,WOOD+OTHER RAW MATERIALS	265	20	265	20	275	20	275	20	275	275
	FROM 3 NOT DISAGGREGATED BELOW	105	0	105	0	105	0	105	0	105	105
3.1	NON-CONIFEROUS DISSOLVING PULP	160	20	160	20	170	20	170	20	170	170
3.2	CONIFEROUS DISSOLVING PULP	0	0	0	0	0	0	0	0	0	0

		1994	1995	1996	1997	1998	1999
		TOTAL CAPACITY IN 1000 METRIC TONS PER YEAR					
4	PAPER AND PAPERBOARD	6 691	6 837	6 957	7 102	7 272	7 327
4.1	NEWSPRINT	840	840	845	845	845	845
4.2	OTHER PRINTING AND WRITING PAPER	2 691	2 776	2 851	2 961	3 131	3 156
	FROM 4.2 NOT DISAGGREGATED BELOW	836	836	836	836	836	836
4.21	COATED PRINTING AND WRITING PAPER	995	1 030	1 060	1 065	1 065	1 080
4.211	COATED WOOD CONTAINING PRINT&WRITING PAPER	210	230	240	245	245	250
4.212	COATED WOODFREE PRINTING & WRITING PAPER	785	800	820	820	820	830
4.22	UNCOATED PRINTING AND WRITING PAPER	860	910	955	1 060	1 230	1 240
4.221	UNCOATED WOOD CONTAINING PRINT&WRIT PAPER	455	465	475	575	745	750
4.222	UNCOATED WOODFREE PRINTING & WRIT PAPER	405	445	480	485	485	490
4.3	OTHER PAPER AND PAPERBOARD	3 160	3 221	3 261	3 296	3 296	3 326
4.31	HOUSEHOLD AND SANITARY PAPER	315	315	315	315	315	315
4.32	WRAPPING AND PACKAGING PAPER AND BOARD	2 445	2 506	2 546	2 581	2 581	2 611
	FROM 4.32 NOT DISAGGREGATED BELOW	631	631	631	631	631	631
4.321	LINERBOARD	230	230	250	260	260	270
4.3211	KRAFT LINER	230	230	250	260	260	270
4.32111	UNBLEACHED KRAFT LINER	230	230	250	260	260	270
4.32112	BLEACHED KRAFT LINER	0	0	0	0	0	0
4.3212	OTHER LINERBOARD	0	0	0	0	0	0
4.322	FLUTING MEDIUM	520	555	560	570	570	580
	FROM 4.322 NOT DISAGGREGATED BELOW	520	555	560	570	570	580
4.3221	SEMI-CHEMICAL FLUTING MEDIUM	0	0	0	0	0	0
4.3222	OTHER FLUTING MEDIUM	0	0	0	0	0	0
4.323	KRAFT WRAPPING AND PACKAGING	609	609	614	619	619	619
4.3231	SACK KRAFT	200	200	205	210	210	210
4.3232	OTHER KRAFT WRAPPING AND PACKAGING	409	409	409	409	409	409
4.324	FOLDING BOXBOARD	420	450	460	470	470	480
4.3241	PULP BASED FOLDING BOXBOARD	0	0	0	0	0	0
4.32411	BLEACHED CHEMICAL PULP FOLDING BOXBOARD	0	0	0	0	0	0
4.32412	OTHER PULP BASED FOLDING BOXBOARD	0	0	0	0	0	0
4.3242	WASTE PAPER BASED FOLDING BOXBOARD	420	450	460	470	470	480
4.325	OTHER WRAPPING AND PACKAGING N.E.S.	35	31	31	31	31	31
4.3251	OTHER WRAPPING PAPER	7	6	6	6	6	6
4.3252	OTHER PACKAGING PAPERBOARD	28	25	25	25	25	25
4.33	OTHER PAPER AND PAPERBOARD N.E.S. TOTAL	400	400	400	400	400	400
	FROM 4.33 NOT DISAGGREGATED BELOW	347	347	347	347	347	347
4.331	OTHER PAPER N.E.S.	42	43	43	43	43	43
4.332	OTHER PAPERBOARD N.E.S.	11	10	10	10	10	10

OCEANIA

	PROCESS	1994 TOTAL CAPA-CITY	1994 OF WHICH MARKET PULP	1995 TOTAL CAPA-CITY	1995 OF WHICH MARKET PULP	1996 TOTAL CAPA-CITY	1996 OF WHICH MARKET PULP	1997 TOTAL CAPA-CITY	1997 OF WHICH MARKET PULP	1998 TOTAL CAPA-CITY	1999 TOTAL CAPA-CITY
		1000 METRIC TONS (AIR DRY) PER YEAR									
1	WOOD PULP FOR PAPER AND PAPERBOARD	2 810	687	2 801	688	2 814	688	2 829	688	2 839	2 839
1.1	MECHANICAL PULP	432	0	432	0	431	0	431	0	431	431
1.11	MECHANICAL NON-CONIFEROUS PULP	0	0	0	0	0	0	0	0	0	0
1.12	MECHANICAL CONIFEROUS PULP	432	0	432	0	431	0	431	0	431	431
1.2	THERMO-MECHANICAL PULP	760	320	767	320	767	320	771	320	771	771
1.21	THERMO-MECHANICAL NON-CONIFEROUS PULP	7	0	7	0	8	0	8	0	8	8
1.22	THERMO-MECHANICAL CONIFEROUS PULP	753	320	760	320	759	320	763	320	763	763
1.3	SEMI-CHEMICAL PULP	342	0	343	0	343	0	343	0	343	343
1.31	SEMI-CHEMICAL NON-CONIFEROUS PULP	292	0	293	0	293	0	293	0	293	293
1.32	SEMI-CHEMICAL CONIFEROUS PULP	50	0	50	0	50	0	50	0	50	50
1.4	CHEMICAL PULP TOTAL	1 276	367	1 259	368	1 273	368	1 284	368	1 294	1 294
1.41	UNBLEACHED SULPHITE PULP	25	0	25	0	25	0	25	0	25	25
1.411	UNBLEACHED NON-CONIFEROUS SULPHITE PULP	0	0	0	0	0	0	0	0	0	0
1.412	UNBLEACHED CONIFEROUS SULPHITE PULP	25	0	25	0	25	0	25	0	25	25
1.42	BLEACHED SULPHITE PULP	76	20	80	20	80	20	80	20	80	80
1.421	BLEACHED NON-CONIFEROUS SULPHITE PULP	23	0	27	0	27	0	27	0	27	27
1.422	BLEACHED CONIFEROUS SULPHITE PULP	53	20	53	20	53	20	53	20	53	53
1.43	UNBLEACHED SULPHATE PULP	553	160	542	161	554	161	560	161	565	565
1.431	UNBLEACHED NON-CONIFEROUS SULPHATE PULP	24	0	16	1	18	1	19	1	19	19
1.432	UNBLEACHED CONIFEROUS SULPHATE PULP	529	160	526	160	536	160	541	160	546	546
1.44	BLEACHED SULPHATE+SODA PULP	622	187	612	187	614	187	619	187	624	624
1.441	BLEACHED NON-CONIFEROUS SULPHATE+SODA PULP	205	7	195	7	197	7	202	7	207	207
1.442	BLEACHED CONIFEROUS SULPHATE+SODA PULP	417	180	417	180	417	180	417	180	417	417
2	PULP OF OTHER FIBRE FOR PAPER AND BOARD	24	0	67	0	128	0	139	0	139	139
2.1	PULP OF STRAW	0	0	0	0	0	0	0	0	0	0
2.2	PULP OF BAGASSE	0	0	0	0	0	0	0	0	0	0
2.3	PULP OF BAMBOO	0	0	0	0	0	0	0	0	0	0
2.4	PULP OF OTHER FIBRE	24	0	67	0	128	0	139	0	139	139
3	DISSOLVING PULP,WOOD+OTHER RAW MATERIALS	0	0	0	0	0	0	0	0	0	0
3.1	NON-CONIFEROUS DISSOLVING PULP	0	0	0	0	0	0	0	0	0	0
3.2	CONIFEROUS DISSOLVING PULP	0	0	0	0	0	0	0	0	0	0

		1994	1995	1996	1997	1998	1999
		TOTAL CAPACITY IN 1000 METRIC TONS PER YEAR					
4	PAPER AND PAPERBOARD	3 516	3 440	3 518	3 597	3 636	3 636
4.1	NEWSPRINT	933	936	949	950	933	933
4.2	OTHER PRINTING AND WRITING PAPER	364	256	256	256	256	256
4.21	COATED PRINTING AND WRITING PAPER	39	39	39	39	39	39
4.211	COATED WOOD CONTAINING PRINT&WRITING PAPER	1	1	1	1	1	1
4.212	COATED WOODFREE PRINTING & WRITING PAPER	38	38	38	38	38	38
4.22	UNCOATED PRINTING AND WRITING PAPER	325	217	217	217	217	217
4.221	UNCOATED WOOD CONTAINING PRINT&WRIT PAPER	61	61	61	61	61	61
4.222	UNCOATED WOODFREE PRINTING & WRIT PAPER	264	156	156	156	156	156
4.3	OTHER PAPER AND PAPERBOARD	2 219	2 248	2 313	2 391	2 447	2 447
4.31	HOUSEHOLD AND SANITARY PAPER	399	401	404	406	413	413
4.32	WRAPPING AND PACKAGING PAPER AND BOARD	1 748	1 775	1 837	1 913	1 962	1 962
4.321	LINERBOARD	496	497	497	497	497	497
4.3211	KRAFT LINER	446	447	447	447	447	447
4.32111	UNBLEACHED KRAFT LINER	378	378	378	378	378	378
4.32112	BLEACHED KRAFT LINER	68	69	69	69	69	69
4.3212	OTHER LINERBOARD	50	50	50	50	50	50
4.322	FLUTING MEDIUM	441	448	448	448	448	448
4.3221	SEMI-CHEMICAL FLUTING MEDIUM	97	97	97	97	97	97
4.3222	OTHER FLUTING MEDIUM	344	351	351	351	351	351
4.323	KRAFT WRAPPING AND PACKAGING	197	197	197	197	197	197
4.3231	SACK KRAFT	111	111	111	111	111	111
4.3232	OTHER KRAFT WRAPPING AND PACKAGING	86	86	86	86	86	86
4.324	FOLDING BOXBOARD	605	633	695	771	820	820
4.3241	PULP BASED FOLDING BOXBOARD	81	81	81	81	81	81
4.32411	BLEACHED CHEMICAL PULP FOLDING BOXBOARD	0	0	0	0	0	0
4.32412	OTHER PULP BASED FOLDING BOXBOARD	81	81	81	81	81	81
4.3242	WASTE PAPER BASED FOLDING BOXBOARD	524	552	614	690	739	739
4.325	OTHER WRAPPING AND PACKAGING N.E.S.	9	0	0	0	0	0
4.3251	OTHER WRAPPING PAPER	4	0	0	0	0	0
4.3252	OTHER PACKAGING PAPERBOARD	5	0	0	0	0	0
4.33	OTHER PAPER AND PAPERBOARD N.E.S. TOTAL	72	72	72	72	72	72
4.331	OTHER PAPER N.E.S.	12	12	12	12	12	12
4.332	OTHER PAPERBOARD N.E.S.	60	60	60	60	60	60

AFRICA,DEVELOPING

	PROCESS	1994 TOTAL CAPA-CITY	1994 OF WHICH MARKET PULP	1995 TOTAL CAPA-CITY	1995 OF WHICH MARKET PULP	1996 TOTAL CAPA-CITY	1996 OF WHICH MARKET PULP	1997 TOTAL CAPA-CITY	1997 OF WHICH MARKET PULP	1998 TOTAL CAPA-CITY	1999 TOTAL CAPA-CITY
		1000 METRIC TONS (AIR DRY) PER YEAR									
1	WOOD PULP FOR PAPER AND PAPERBOARD	1 201	432	1 232	456	1 264	471	1 264	471	1 264	1 264
1.1	MECHANICAL PULP	153	0	153	0	153	0	153	0	153	153
1.11	MECHANICAL NON-CONIFEROUS PULP	80	0	80	0	80	0	80	0	80	80
1.12	MECHANICAL CONIFEROUS PULP	73	0	73	0	73	0	73	0	73	73
1.2	THERMO-MECHANICAL PULP	33	22	33	22	33	22	33	22	33	33
1.21	THERMO-MECHANICAL NON-CONIFEROUS PULP	0	0	0	0	0	0	0	0	0	0
1.22	THERMO-MECHANICAL CONIFEROUS PULP	33	22	33	22	33	22	33	22	33	33
1.3	SEMI-CHEMICAL PULP	84	0	92	0	92	0	92	0	92	92
1.31	SEMI-CHEMICAL NON-CONIFEROUS PULP	48	0	52	0	52	0	52	0	52	52
1.32	SEMI-CHEMICAL CONIFEROUS PULP	36	0	40	0	40	0	40	0	40	40
1.4	CHEMICAL PULP TOTAL	931	410	954	434	986	449	986	449	986	986
	FROM 1.4 NOT DISAGGREGATED BELOW	40	0	40	0	40	0	40	0	40	40
1.41	UNBLEACHED SULPHITE PULP	0	0	0	0	0	0	0	0	0	0
1.411	UNBLEACHED NON-CONIFEROUS SULPHITE PULP	0	0	0	0	0	0	0	0	0	0
1.412	UNBLEACHED CONIFEROUS SULPHITE PULP	0	0	0	0	0	0	0	0	0	0
1.42	BLEACHED SULPHITE PULP	0	0	0	0	0	0	0	0	0	0
1.421	BLEACHED NON-CONIFEROUS SULPHITE PULP	0	0	0	0	0	0	0	0	0	0
1.422	BLEACHED CONIFEROUS SULPHITE PULP	0	0	0	0	0	0	0	0	0	0
1.43	UNBLEACHED SULPHATE PULP	450	185	464	199	481	199	481	199	481	481
1.431	UNBLEACHED NON-CONIFEROUS SULPHATE PULP	124	0	124	0	124	0	124	0	124	124
1.432	UNBLEACHED CONIFEROUS SULPHATE PULP	326	185	340	199	357	199	357	199	357	357
1.44	BLEACHED SULPHATE+SODA PULP	441	225	450	235	465	250	465	250	465	465
	FROM 1.44 NOT DISAGGREGATED BELOW	30	0	30	0	30	0	30	0	30	30
1.441	BLEACHED NON-CONIFEROUS SULPHATE+SODA PULP	375	225	385	235	400	250	400	250	400	400
1.442	BLEACHED CONIFEROUS SULPHATE+SODA PULP	36	0	35	0	35	0	35	0	35	35
2	PULP OF OTHER FIBRE FOR PAPER AND BOARD	195	72	195	72	195	72	195	72	195	195
2.1	PULP OF STRAW	98	0	98	0	98	0	98	0	98	98
2.2	PULP OF BAGASSE	61	60	61	60	61	60	61	60	61	61
2.3	PULP OF BAMBOO	0	0	0	0	0	0	0	0	0	0
2.4	PULP OF OTHER FIBRE	36	12	36	12	36	12	36	12	36	36
3	DISSOLVING PULP,WOOD+OTHER RAW MATERIALS	30	0	30	0	30	0	30	0	30	30
3.1	NON-CONIFEROUS DISSOLVING PULP	3	0	3	0	3	0	3	0	3	3
3.2	CONIFEROUS DISSOLVING PULP	27	0	27	0	27	0	27	0	27	27

		1994	1995	1996	1997	1998	1999
		TOTAL CAPACITY IN 1000 METRIC TONS PER YEAR					
4	PAPER AND PAPERBOARD	1 436	1 497	1 499	1 508	1 509	1 509
	FROM 4 NOT DISAGGREGATED BELOW	10	10	10	10	10	10
4.1	NEWSPRINT	172	177	177	177	177	177
4.2	OTHER PRINTING AND WRITING PAPER	376	392	391	404	405	405
	FROM 4.2 NOT DISAGGREGATED BELOW	87	87	87	91	91	91
4.21	COATED PRINTING AND WRITING PAPER	65	65	65	65	65	65
	FROM 4.21 NOT DISAGGREGATED BELOW	63	63	63	63	63	63
4.211	COATED WOOD CONTAINING PRINT&WRITING PAPER	0	0	0	0	0	0
4.212	COATED WOODFREE PRINTING & WRITING PAPER	2	2	2	2	2	2
4.22	UNCOATED PRINTING AND WRITING PAPER	224	240	239	248	249	249
	FROM 4.22 NOT DISAGGREGATED BELOW	32	33	34	35	36	36
4.221	UNCOATED WOOD CONTAINING PRINT&WRIT PAPER	17	18	18	21	21	21
4.222	UNCOATED WOODFREE PRINTING & WRIT PAPER	175	189	187	192	192	192
4.3	OTHER PAPER AND PAPERBOARD	878	918	921	917	917	917
	FROM 4.3 NOT DISAGGREGATED BELOW	8	4	5	1	1	1
4.31	HOUSEHOLD AND SANITARY PAPER	55	56	56	56	56	56
4.32	WRAPPING AND PACKAGING PAPER AND BOARD	754	797	799	799	799	799
	FROM 4.32 NOT DISAGGREGATED BELOW	5	5	5	5	5	5
4.321	LINERBOARD	207	223	238	238	238	238
4.3211	KRAFT LINER	157	170	170	170	170	170
	FROM 4.3211 NOT DISAGGREGATED BELOW	30	30	30	30	30	30
4.32111	UNBLEACHED KRAFT LINER	109	122	122	122	122	122
4.32112	BLEACHED KRAFT LINER	18	18	18	18	18	18
4.3212	OTHER LINERBOARD	50	53	68	68	68	68
4.322	FLUTING MEDIUM	137	155	137	137	137	137
4.3221	SEMI-CHEMICAL FLUTING MEDIUM	61	79	80	80	80	80
4.3222	OTHER FLUTING MEDIUM	76	76	57	57	57	57
4.323	KRAFT WRAPPING AND PACKAGING	166	175	175	175	175	175
4.3231	SACK KRAFT	114	117	117	117	117	117
4.3232	OTHER KRAFT WRAPPING AND PACKAGING	52	58	58	58	58	58
4.324	FOLDING BOXBOARD	128	128	133	133	133	133
4.3241	PULP BASED FOLDING BOXBOARD	18	18	18	18	18	18
4.32411	BLEACHED CHEMICAL PULP FOLDING BOXBOARD	0	0	0	0	0	0
4.32412	OTHER PULP BASED FOLDING BOXBOARD	18	18	18	18	18	18
4.3242	WASTE PAPER BASED FOLDING BOXBOARD	110	110	115	115	115	115
4.325	OTHER WRAPPING AND PACKAGING N.E.S.	111	111	111	111	111	111
	FROM 4.325 NOT DISAGGREGATED BELOW	11	11	11	11	11	11
4.3251	OTHER WRAPPING PAPER	72	72	72	72	72	72
4.3252	OTHER PACKAGING PAPERBOARD	28	28	28	28	28	28
4.33	OTHER PAPER AND PAPERBOARD N.E.S. TOTAL	61	61	61	61	61	61
4.331	OTHER PAPER N.E.S.	1	1	1	1	1	1
4.332	OTHER PAPERBOARD N.E.S.	60	60	60	60	60	60

LATIN AMERICA

	PROCESS	1994 TOTAL CAPA-CITY	1994 OF WHICH MARKET PULP	1995 TOTAL CAPA-CITY	1995 OF WHICH MARKET PULP	1996 TOTAL CAPA-CITY	1996 OF WHICH MARKET PULP	1997 TOTAL CAPA-CITY	1997 OF WHICH MARKET PULP	1998 TOTAL CAPA-CITY	1999 TOTAL CAPA-CITY
		1000 METRIC TONS (AIR DRY) PER YEAR									
1	WOOD PULP FOR PAPER AND PAPERBOARD	10 621	4 503	10 778	4 513	11 071	4 729	11 307	4 845	11 674	11 767
1.1	MECHANICAL PULP	736	70	752	70	768	70	768	70	768	768
1.11	MECHANICAL NON-CONIFEROUS PULP	56	5	56	5	56	5	56	5	56	56
1.12	MECHANICAL CONIFEROUS PULP	680	65	696	65	712	65	712	65	712	712
1.2	THERMO-MECHANICAL PULP	647	33	679	33	677	33	685	33	685	696
	FROM 1.2 NOT DISAGGREGATED BELOW	281	0	281	0	281	0	281	0	281	281
1.21	THERMO-MECHANICAL NON-CONIFEROUS PULP	4	0	4	0	4	0	4	0	4	4
1.22	THERMO-MECHANICAL CONIFEROUS PULP	362	33	394	33	392	33	400	33	400	411
1.3	SEMI-CHEMICAL PULP	329	10	338	10	337	10	332	10	345	343
1.31	SEMI-CHEMICAL NON-CONIFEROUS PULP	326	10	335	10	334	10	329	10	342	340
1.32	SEMI-CHEMICAL CONIFEROUS PULP	3	0	3	0	3	0	3	0	3	3
1.4	CHEMICAL PULP TOTAL	8 909	4 390	9 009	4 400	9 289	4 616	9 522	4 732	9 876	9 960
	FROM 1.4 NOT DISAGGREGATED BELOW	106	0	126	0	126	0	126	0	126	126
1.41	UNBLEACHED SULPHITE PULP	25	0	25	0	25	0	25	0	25	25
1.411	UNBLEACHED NON-CONIFEROUS SULPHITE PULP	0	0	0	0	0	0	0	0	0	0
1.412	UNBLEACHED CONIFEROUS SULPHITE PULP	25	0	25	0	25	0	25	0	25	25
1.42	BLEACHED SULPHITE PULP	67	34	67	34	67	34	67	34	67	67
1.421	BLEACHED NON-CONIFEROUS SULPHITE PULP	13	10	13	10	13	10	13	10	13	13
1.422	BLEACHED CONIFEROUS SULPHITE PULP	54	24	54	24	54	24	54	24	54	54
1.43	UNBLEACHED SULPHATE PULP	2 211	327	2 228	327	2 240	327	2 246	327	2 249	2 267
	FROM 1.43 NOT DISAGGREGATED BELOW	195	0	195	0	195	0	195	0	195	195
1.431	UNBLEACHED NON-CONIFEROUS SULPHATE PULP	320	28	319	28	320	28	320	28	320	320
1.432	UNBLEACHED CONIFEROUS SULPHATE PULP	1 696	299	1 714	299	1 725	299	1 731	299	1 734	1 752
1.44	BLEACHED SULPHATE+SODA PULP	6 500	4 029	6 563	4 039	6 831	4 255	7 058	4 371	7 409	7 475
	FROM 1.44 NOT DISAGGREGATED BELOW	269	0	269	0	269	0	269	0	269	269
1.441	BLEACHED NON-CONIFEROUS SULPHATE+SODA PULP	4 319	2 517	4 342	2 487	4 590	2 687	4 789	2 782	5 076	5 142
1.442	BLEACHED CONIFEROUS SULPHATE+SODA PULP	1 912	1 512	1 952	1 552	1 972	1 568	2 000	1 589	2 064	2 064
2	PULP OF OTHER FIBRE FOR PAPER AND BOARD	1 399	63	1 507	69	1 544	69	1 566	69	1 571	1 576
2.1	PULP OF STRAW	0	0	0	0	0	0	0	0	0	0
2.2	PULP OF BAGASSE	1 272	63	1 380	69	1 388	69	1 402	69	1 402	1 407
2.3	PULP OF BAMBOO	86	0	86	0	115	0	123	0	128	128
2.4	PULP OF OTHER FIBRE	41	0	41	0	41	0	41	0	41	41
3	DISSOLVING PULP,WOOD+OTHER RAW MATERIALS	92	30	172	30	195	30	207	30	207	207
3.1	NON-CONIFEROUS DISSOLVING PULP	47	25	127	25	150	25	162	25	162	162
3.2	CONIFEROUS DISSOLVING PULP	45	5	45	5	45	5	45	5	45	45

		1994	1995	1996	1997	1998	1999
		TOTAL CAPACITY IN 1000 METRIC TONS PER YEAR					
4	PAPER AND PAPERBOARD	15 198	15 520	15 831	16 457	16 573	16 798
4.1	NEWSPRINT	1 145	1 151	1 146	1 156	1 154	1 335
4.2	OTHER PRINTING AND WRITING PAPER	3 829	3 909	3 947	3 993	3 992	3 993
	FROM 4.2 NOT DISAGGREGATED BELOW	901	909	913	941	941	941
4.21	COATED PRINTING AND WRITING PAPER	363	381	426	446	466	466
	FROM 4.21 NOT DISAGGREGATED BELOW	6	6	6	6	6	6
4.211	COATED WOOD CONTAINING PRINT&WRITING PAPER	177	190	190	190	190	190
4.212	COATED WOODFREE PRINTING & WRITING PAPER	180	185	230	250	270	270
4.22	UNCOATED PRINTING AND WRITING PAPER	2 565	2 619	2 608	2 606	2 585	2 586
	FROM 4.22 NOT DISAGGREGATED BELOW	16	16	16	16	16	16
4.221	UNCOATED WOOD CONTAINING PRINT&WRIT PAPER	86	88	88	89	90	91
4.222	UNCOATED WOODFREE PRINTING & WRIT PAPER	2 463	2 515	2 504	2 501	2 479	2 479
4.3	OTHER PAPER AND PAPERBOARD	10 224	10 460	10 738	11 308	11 427	11 470
4.31	HOUSEHOLD AND SANITARY PAPER	1 695	1 776	1 863	1 937	1 960	1 960
4.32	WRAPPING AND PACKAGING PAPER AND BOARD	8 011	8 128	8 293	8 768	8 860	8 900
	FROM 4.32 NOT DISAGGREGATED BELOW	19	19	19	19	19	19
4.321	LINERBOARD	3 328	3 327	3 373	3 653	3 680	3 692
	FROM 4.321 NOT DISAGGREGATED BELOW	1 697	1 683	1 712	1 983	1 988	1 988
4.3211	KRAFT LINER	1 205	1 218	1 227	1 229	1 228	1 228
	FROM 4.3211 NOT DISAGGREGATED BELOW	65	65	71	73	72	72
4.32111	UNBLEACHED KRAFT LINER	1 135	1 148	1 151	1 151	1 151	1 151
4.32112	BLEACHED KRAFT LINER	5	5	5	5	5	5
4.3212	OTHER LINERBOARD	426	426	434	441	464	476
4.322	FLUTING MEDIUM	1 510	1 576	1 584	1 635	1 670	1 686
	FROM 4.322 NOT DISAGGREGATED BELOW	133	177	177	192	192	192
4.3221	SEMI-CHEMICAL FLUTING MEDIUM	359	359	362	363	352	348
4.3222	OTHER FLUTING MEDIUM	1 018	1 040	1 045	1 080	1 126	1 146
4.323	KRAFT WRAPPING AND PACKAGING	1 477	1 480	1 491	1 558	1 560	1 560
	FROM 4.323 NOT DISAGGREGATED BELOW	543	512	514	574	574	574
4.3231	SACK KRAFT	510	523	524	525	526	526
4.3232	OTHER KRAFT WRAPPING AND PACKAGING	424	445	453	459	460	460
4.324	FOLDING BOXBOARD	1 326	1 348	1 411	1 470	1 494	1 495
	FROM 4.324 NOT DISAGGREGATED BELOW	627	641	672	723	742	743
4.3241	PULP BASED FOLDING BOXBOARD	258	258	258	258	258	258
4.32411	BLEACHED CHEMICAL PULP FOLDING BOXBOARD	80	80	80	80	80	80
4.32412	OTHER PULP BASED FOLDING BOXBOARD	178	178	178	178	178	178
4.3242	WASTE PAPER BASED FOLDING BOXBOARD	441	449	481	489	494	494
4.325	OTHER WRAPPING AND PACKAGING N.E.S.	351	378	415	433	437	448
	FROM 4.325 NOT DISAGGREGATED BELOW	11	11	11	11	11	11
4.3251	OTHER WRAPPING PAPER	275	302	339	356	360	371
4.3252	OTHER PACKAGING PAPERBOARD	65	65	65	66	66	66
4.33	OTHER PAPER AND PAPERBOARD N.E.S. TOTAL	518	556	582	603	607	610
	FROM 4.33 NOT DISAGGREGATED BELOW	98	98	98	99	99	99
4.331	OTHER PAPER N.E.S.	248	255	269	286	290	293
4.332	OTHER PAPERBOARD N.E.S.	172	203	215	218	218	218

ASIA,DEVELOPING

	PROCESS	1994 TOTAL CAPA-CITY	1994 OF WHICH MARKET PULP	1995 TOTAL CAPA-CITY	1995 OF WHICH MARKET PULP	1996 TOTAL CAPA-CITY	1996 OF WHICH MARKET PULP	1997 TOTAL CAPA-CITY	1997 OF WHICH MARKET PULP	1998 TOTAL CAPA-CITY	1999 TOTAL CAPA-CITY
		1000 METRIC TONS (AIR DRY) PER YEAR									
1	WOOD PULP FOR PAPER AND PAPERBOARD	6 441	873	7 226	1 003	8 726	2 132	9 648	2 832	10 429	10 649
	FROM 1 NOT DISAGGREGATED BELOW	50	0	0	0	0	0	0	0	0	0
1.1	MECHANICAL PULP	1 293	42	1 371	53	1 413	93	1 445	93	1 495	1 495
	FROM 1.1 NOT DISAGGREGATED BELOW	758	0	828	0	863	0	893	0	927	927
1.11	MECHANICAL NON-CONIFEROUS PULP	340	42	340	53	340	93	340	93	340	340
1.12	MECHANICAL CONIFEROUS PULP	195	0	203	0	210	0	212	0	228	228
1.2	THERMO-MECHANICAL PULP	323	0	328	0	333	0	336	0	338	338
	FROM 1.2 NOT DISAGGREGATED BELOW	172	0	177	0	182	0	185	0	187	187
1.21	THERMO-MECHANICAL NON-CONIFEROUS PULP	71	0	71	0	71	0	71	0	71	71
1.22	THERMO-MECHANICAL CONIFEROUS PULP	80	0	80	0	80	0	80	0	80	80
1.3	SEMI-CHEMICAL PULP	392	0	404	0	412	0	416	0	418	418
	FROM 1.3 NOT DISAGGREGATED BELOW	68	0	80	0	88	0	92	0	94	94
1.31	SEMI-CHEMICAL NON-CONIFEROUS PULP	324	0	324	0	324	0	324	0	324	324
1.32	SEMI-CHEMICAL CONIFEROUS PULP	0	0	0	0	0	0	0	0	0	0
1.4	CHEMICAL PULP TOTAL	4 383	831	5 123	950	6 568	2 039	7 451	2 739	8 178	8 398
	FROM 1.4 NOT DISAGGREGATED BELOW	104	57	128	80	303	155	303	155	303	303
1.41	UNBLEACHED SULPHITE PULP	43	0	44	0	45	0	46	0	46	46
	FROM 1.41 NOT DISAGGREGATED BELOW	19	0	20	0	21	0	22	0	22	22
1.411	UNBLEACHED NON-CONIFEROUS SULPHITE PULP	0	0	0	0	0	0	0	0	0	0
1.412	UNBLEACHED CONIFEROUS SULPHITE PULP	24	0	24	0	24	0	24	0	24	24
1.42	BLEACHED SULPHITE PULP	130	0	136	0	142	0	148	0	150	150
	FROM 1.42 NOT DISAGGREGATED BELOW	110	0	116	0	122	0	128	0	130	130
1.421	BLEACHED NON-CONIFEROUS SULPHITE PULP	0	0	0	0	0	0	0	0	0	0
1.422	BLEACHED CONIFEROUS SULPHITE PULP	20	0	20	0	20	0	20	0	20	20
1.43	UNBLEACHED SULPHATE PULP	1 988	27	2 153	27	2 358	27	2 479	27	2 599	2 599
	FROM 1.43 NOT DISAGGREGATED BELOW	1 315	0	1 480	0	1 680	0	1 800	0	1 920	1 920
1.431	UNBLEACHED NON-CONIFEROUS SULPHATE PULP	384	27	384	27	389	27	390	27	390	390
1.432	UNBLEACHED CONIFEROUS SULPHATE PULP	289	0	289	0	289	0	289	0	289	289
1.44	BLEACHED SULPHATE+SODA PULP	2 118	747	2 662	843	3 720	1 857	4 475	2 557	5 080	5 300
	FROM 1.44 NOT DISAGGREGATED BELOW	311	0	337	0	380	0	408	0	433	433
1.441	BLEACHED NON-CONIFEROUS SULPHATE+SODA PULP	1 547	523	2 065	579	3 050	1 531	3 776	2 231	4 356	4 576
1.442	BLEACHED CONIFEROUS SULPHATE+SODA PULP	260	224	260	264	290	326	291	326	291	291
2	PULP OF OTHER FIBRE FOR PAPER AND BOARD	18 179	103	18 833	138	19 673	138	20 088	138	21 039	21 039
	FROM 2 NOT DISAGGREGATED BELOW	0	0	5	0	10	0	10	0	10	10
2.1	PULP OF STRAW	9 235	0	9 438	0	9 668	0	9 757	0	10 446	10 446
2.2	PULP OF BAGASSE	1 340	0	1 505	0	1 785	0	1 893	0	1 998	1 998
2.3	PULP OF BAMBOO	1 196	83	1 253	118	1 316	118	1 346	118	1 396	1 396
2.4	PULP OF OTHER FIBRE	6 408	20	6 632	20	6 894	20	7 082	20	7 189	7 189
3	DISSOLVING PULP,WOOD+OTHER RAW MATERIALS	713	0	743	0	785	0	820	0	862	862
	FROM 3 NOT DISAGGREGATED BELOW	413	0	438	0	475	0	500	0	522	522
3.1	NON-CONIFEROUS DISSOLVING PULP	300	0	305	0	310	0	320	0	340	340
3.2	CONIFEROUS DISSOLVING PULP	0	0	0	0	0	0	0	0	0	0

		1994	1995	1996	1997	1998	1999
		TOTAL CAPACITY IN 1000 METRIC TONS PER YEAR					
4	PAPER AND PAPERBOARD	40 392	42 990	46 807	49 287	51 665	51 667
4.1	NEWSPRINT	2 975	3 184	3 933	4 406	4 778	4 778
4.2	OTHER PRINTING AND WRITING PAPER	11 729	12 392	13 593	14 444	15 074	15 074
	FROM 4.2 NOT DISAGGREGATED BELOW	6 268	6 528	6 903	7 243	7 778	7 778
4.21	COATED PRINTING AND WRITING PAPER	1 390	1 548	1 816	2 115	2 145	2 145
4.211	COATED WOOD CONTAINING PRINT&WRITING PAPER	0	0	0	0	0	0
4.212	COATED WOODFREE PRINTING & WRITING PAPER	1 390	1 548	1 816	2 115	2 145	2 145
4.22	UNCOATED PRINTING AND WRITING PAPER	4 071	4 316	4 874	5 086	5 151	5 151
	FROM 4.22 NOT DISAGGREGATED BELOW	1 742	1 881	2 218	2 256	2 256	2 256
4.221	UNCOATED WOOD CONTAINING PRINT&WRIT PAPER	71	71	71	71	71	71
4.222	UNCOATED WOODFREE PRINTING & WRIT PAPER	2 258	2 364	2 585	2 759	2 824	2 824
4.3	OTHER PAPER AND PAPERBOARD	25 688	27 414	29 281	30 437	31 813	31 815
	FROM 4.3 NOT DISAGGREGATED BELOW	110	110	110	110	110	110
4.31	HOUSEHOLD AND SANITARY PAPER	2 113	2 217	2 359	2 440	2 583	2 583
4.32	WRAPPING AND PACKAGING PAPER AND BOARD	18 808	20 297	21 902	22 928	23 972	23 974
	FROM 4.32 NOT DISAGGREGATED BELOW	54	55	53	57	82	82
4.321	LINERBOARD	6 004	6 709	7 309	7 737	8 038	8 040
	FROM 4.321 NOT DISAGGREGATED BELOW	4 891	5 460	5 937	6 249	6 477	6 479
4.3211	KRAFT LINER	1 010	1 146	1 269	1 385	1 458	1 458
4.32111	UNBLEACHED KRAFT LINER	1 001	1 137	1 260	1 376	1 449	1 449
4.32112	BLEACHED KRAFT LINER	9	9	9	9	9	9
4.3212	OTHER LINERBOARD	103	103	103	103	103	103
4.322	FLUTING MEDIUM	4 322	4 526	4 938	5 127	5 327	5 327
	FROM 4.322 NOT DISAGGREGATED BELOW	1 879	1 940	1 995	2 035	2 145	2 145
4.3221	SEMI-CHEMICAL FLUTING MEDIUM	811	851	1 004	1 144	1 228	1 228
4.3222	OTHER FLUTING MEDIUM	1 632	1 735	1 939	1 948	1 954	1 954
4.323	KRAFT WRAPPING AND PACKAGING	2 319	2 460	2 632	2 728	2 856	2 856
	FROM 4.323 NOT DISAGGREGATED BELOW	1 649	1 759	1 892	1 979	2 103	2 103
4.3231	SACK KRAFT	546	577	616	616	618	618
4.3232	OTHER KRAFT WRAPPING AND PACKAGING	124	124	124	133	135	135
4.324	FOLDING BOXBOARD	4 679	5 095	5 491	5 775	6 105	6 105
	FROM 4.324 NOT DISAGGREGATED BELOW	1 860	1 917	1 986	2 040	2 160	2 160
4.3241	PULP BASED FOLDING BOXBOARD	726	841	924	1 129	1 336	1 336
4.32411	BLEACHED CHEMICAL PULP FOLDING BOXBOARD	671	766	849	1 054	1 257	1 257
4.32412	OTHER PULP BASED FOLDING BOXBOARD	55	75	75	75	79	79
4.3242	WASTE PAPER BASED FOLDING BOXBOARD	2 093	2 337	2 581	2 606	2 609	2 609
4.325	OTHER WRAPPING AND PACKAGING N.E.S.	1 430	1 452	1 479	1 504	1 564	1 564
	FROM 4.325 NOT DISAGGREGATED BELOW	1 146	1 168	1 195	1 220	1 280	1 280
4.3251	OTHER WRAPPING PAPER	24	24	24	24	24	24
4.3252	OTHER PACKAGING PAPERBOARD	260	260	260	260	260	260
4.33	OTHER PAPER AND PAPERBOARD N.E.S. TOTAL	4 657	4 790	4 910	4 959	5 148	5 148
	FROM 4.33 NOT DISAGGREGATED BELOW	4 146	4 249	4 313	4 359	4 548	4 548
4.331	OTHER PAPER N.E.S.	427	457	514	517	517	517
4.332	OTHER PAPERBOARD N.E.S.	84	84	83	83	83	83

WORLD SURVEYS OF PULP AND PAPER CAPACITY AND PRODUCTION DEFINITIONS

DEFINITION OF CAPACITY

Practical maximum capacity, as defined for the survey, is the tonnage of paper, paperboard or pulp of normal commercial quality that could be produced per year with full use of equipment and adequate supplies of raw materials and labour, and assuming full demand. No allowance is made for losses due to unscheduled shut downs, strikes, temporary lack of power, etc., which cause decreases in actual production, but not in production capacity.

Capacity of paper machines which produce more than one grade is apportioned in accordance with actual production patterns or plans for future operation.

Capacity is reported in metric tons of net finished paper and paperboard, and air-dry (10% moisture content) pulp.

Changes in Capacity

i) Increases in capacity for years 1, 2 and 3 of the survey should include committed plans for new machines, i.e. those underway, where ground has been broken, machinery ordered, financing obtained, etc., as well as increases to existing machines. For years 4 and 5, include pulp and paper expansions which are under active consideration or seem likely to come on stream.

ii) Changes in capacity should be included only for the portion of the year in which they are actually effective.

a) Additions to capacity

For new mills and machines, data should reflect the fact that full capacity is only reached after a certain period of operation. For the first 12 months of operation, assume 70% of capacity, the next 12 months 90% and thereafter 100%.

b) Reductions in capacity

Capacity of machinery which has been closed down mainly for economic reasons, with no intention of resuming production, should be excluded.

DEFINITIONS OF PULP

Market pulp is pulp for sale in the open market and does not include pulp used in own plant or shipped to wholly owned or associated companies within the country. All pulp moving outside the producing country is considered to be market pulp.

1. Wood Pulp for making Paper and Paperboard

Survey Code	Grade	Definition
1.1	Mechanical and chemi-mechanical	Wood pulp obtained by grinding or milling into their fibres, coniferous or non-coniferous rounds, quarters, billets, etc. or through refining coniferous or non-coniferous chips. Also called stone groundwood pulp and refiner pulp. The billets or chips can be pretreated with a suitable chemical to produce chemi- mechanical pulp. For this pulp, the ratio of the weight of the pulp produced to the weight of wood used is often very high. The pulp may be unbleached or bleached. Exclude Thermo mechanical pulp defibrated, exploded and groundwood pulp for fibre (building) board
1.11	of which: non-coniferous	Mechanical pulp obtained from non - coniferous rounds, quarters, billets, chips, etc.
1.2	Thermo mechanical	Pulp produced by a mechanical process in which wood particles are softened by pre-heating under pressure prior to a pressurized refining stage.
1.21	of which: non-coniferous	Thermo mechanical pulp obtained from non-coniferous wood.
1.3	Semi-chemical	Wood pulp obtained by mechanically reducing coniferous or non-coniferous wood to small pieces, which are cooked in a pressure vessel with a suitable chemical, but not sufficiently for the fibres to separate readily, followed by mechanical treatment. The ratio of the weight of the pulp produced to the weight of wood used is often very high. It may be unbleached or bleached.
1.31	of which: non-coniferous	Chemi-mechanical and semi-chemical pulp obtained from non-coniferous wood.
	Sulphite pulp	Woodpulp, including rejects, obtained by mechanically reducing coniferous or non-coniferous wood to chips which are subsequently cooked in a pressure vessel in the presence of a bisulphite cooking liquor. Bisulphites such as ammonium, calcium, magnesium and sodium, are commonly used. Exclude dissolving grades having very high alpha cellulose content (usually 90% or more). These should be included in codes 3 and 3.1.

Survey Code	Grade	Definition
1.41	Unbleached sulphite	Sulphite pulp which has not been bleached.
1.41.1	of which: non-coniferous	Unbleached sulphite pulp obtained from non-coniferous wood.
1.42	Bleached and semi-bleached sulphite	Sulphite pulp which has been bleached or partly bleached.
1.42.1	of which: non-coniferous	Bleached and semi-bleached sulphite pulp obtained from non-coniferous wood.
	Sulphate and soda pulp	Woodpulp, including rejects, obtained by mechanically reducing coniferous or non-coniferous wood to chips which are subsequently cooked in a pressure vessel in the presence of sodium hydroxide cooking liquor (soda pulp) or a mixture of sodium hydroxide and sodium sulphide cooking liquor (sulphate pulp). Exclude dissolving grades having very high alpha cellulose content (usually 90% or more). These should be included in codes 3 and 3.1.
1.43	Unbleached sulphate and soda	Sulphate and soda pulp which has not been unbleached.
1.43.1	of which: non-coniferous	Unbleached sulphate and soda pulp obtained from non-coniferous wood.
1.44	Bleached and semi-bleached sulphate and soda	Sulphate and soda pulp which has been bleached or partly bleached.
1.44.1	of which: non-coniferous	Bleached sulphate and soda pulp obtained from non-coniferous wood.

2. Other Fibre Pulp for making Paper and Paperboard

2.1	Straw	Pulp obtained from straw by any method. It may be bleached.
2.2	Bagasse	Pulp obtained from residue from processing sugar cane by any method. It may be bleached.
2.3	Bamboo	Pulp obtained from bamboo by any method. It may be bleached.
2.4	Other (reeds, esparto, rags, etc.)	Includes pulp obtained by any method from such material as esparto and other reeds or grass, cotton linters, flax, hemp, rags, other textile wastes. It may be bleached. Exclude dissolving grades. These should be included in code 3. Pulp made from waste paper.

3. Dissolving Pulp (Wood and other fibrous raw materials)

3.	Dissolving pulp (Wood and other fibrous raw materials)	Highly bleached chemical pulp (sulphate, soda or sulphite) from coniferous or non-coniferous wood, rags, cotton linters, etc., of special quality, with a very high alpha cellulose content (usually 90% and over) readily adaptable for uses other than papermaking. They are used principally as a source of cellulose in the manufacture of products such as man-made fibres, cellulosic plastic materials, lacquers, explosives, etc.
3.1	of which: non-coniferous	Dissolving pulp made from non-coniferous wood.

DEFINITIONS OF PAPER AND PAPERBOARD

The products included under this heading are in rolls, strips or sheets. The rolls and strips exceed 15 cm in width and the sheets have no side less than 36 cm.

Exclude paper and paperboard cut to any shape other than rectangular.

4. Paper and Paperboard

Survey Code	Grade	Definition
4.1	Newsprint	Uncoated paper, unsized (or only slightly sized), containing at least 65% mechanical or thermo mechanical wood pulp (percent of fibrous content), of the type used mainly for the printing of news-papers, usually weighing not less than 40 g/m2 and generally not more than 57 g/m2. Include rotonews
4.2	Other printing and writing paper	Paper, except newsprint, suitable for printing, writing or other graphic purposes, made from a variety of pulp blends and with various finishes. It may be uncoated and have been subjected to sizing, calendering, supercalendering, glazing, water-marking or similar simple finishing pro-cesses, or it may be coated on one or both sides with coating material such as barium sulphate, clay (beneficiated kaolin), gypsum or zinc oxide, often supplemented with supercalendering, etc. Include such papers as: bank note bible or imitation bible book and magazine box lining and covering bristols calculator papers

Survey Code	Grade	Definition
4.2		computer paper duplicating envelope stock folder stock lable lithograph manifold offset onionskin photographic base paper poster stationery tablet or block tabulating card stock typewriter
4.21	of which: Coated	Printing and writing papers, except newsprint, which have been coated on one or both sides with coating materials such as clay (beneficiated kaolin), barium sulphate, gypsum or zinc oxide, often supplemented with supercalendering, etc. Include coated paper produced at the paper mill from base paper manufacturers for own use or purchased, together with all paper made and coated in a single operation on the papermaking machine.
4.21.1	of which: Wood containing	Coated printing and writing papers, containing 10% or more mechanical wood pulp.
4.21.2	Woodfree	Coated printing and writing papers, containing less than 10% mechanical wood pulp.
4.22	Uncoated	Printing and writing papers, except newsprint, which have been subjected to sizing, calendering, supercalendering, glazing, water marking or similar simple finishing processes, but not to coating. Exclude coating base paper for own use or for sale to other paper mills.
4.22.1	of which: Wood containing	Uncoated printing and writing papers, except newsprint, containing 10% or more mechanical woodpulp.
4.22.2	Woodfree	Uncoated printing and writing papers, except newsprint, containing less than 10% mechanical woodpulp.
4.31	Household and sanitary paper	Absorbent paper, creped or uncreped, sometimes embossed, made from bleached or unbleached pulps, waste paper or combination of these. This type of paper should be sufficiently strong to avoid disintegration or tearing in use. Other impor-

Survey Code	Grade	Definition
4.31		tant characteristics are high absorptive capacity, retention of absorbed fluids, softness, freedom from lint and unpleasant odours. It is made in white and a variety of colours and in single, double or more plies. Include types of creped and uncreped papers such as: disposable tissues facial tissue napkin sanitary wadding toilet tissue towelling wiper stock
4.32	Wrapping and packaging paper and paperboard	Paper and paperboard designed for wrapping and packaging purposes made from pulps, waste paper and any combination of these.
4.32.1	Linerboard	Paperboard made either from sulphate pulp (unbleached or bleached) or principally from waste paper used as facing material on corrugated or solid paper or paperboard boxes and containers.
4.32.11	Kraft liner	Linerboard made wholly or principally of bleached or unbleached sulphate pulp.
4.32.11.1	Unbleached	Kraft liner made wholly or principally of unbleached sulphate pulp. Include mottled kraft liner
4.32.11.2	Bleached	Kraft liner made wholly or principally of bleached sulphate pulp. Include white lined Kraft liner
4.32.12	Other linerboard	Linerboard other than Kraft liner.
4.32.2	Fluting medium	Paper or paperboard used mainly as a corrugating medium in the production of corrugated board. It may be produced wholly or principally from semi-chemical wood pulp or from other materials.
4.32.21	Semi-chemical	Fluting medium made wholly or principally of semi-chemical woodpulp.
4.32.22	Other fluting medium	Fluting medium other than semi-chemical.
4.32.3	Kraft wrapping and packaging paper	All other papers made wholly or principally from bleached and unbleached sulphate pulp used in the manufacture of single or multi-wall sacks or for other wrapping and packaging purposes.

Survey Code	Grade	Definition
4.32.31	Sack kraft	Bleached and unbleached kraft wrapping and packaging paper used in the manufacture of single or multi-wall sacks.
4.32.32	Other kraft wrapping and packaging paper	Bleached and unbleached kraft wrapping and packaging papers, other than sack kraft.
4.32.4	Folding boxboard	Paperboard with good stiffness, scoring and folding characteristics. These paperboards are made from pulp, waste paper or any combination of these. They may be plain or coloured throughout the mass, solid, single or multi-ply, coated or uncoated. They include folding, milk carton and food service boxboard. Include such folding boxboard as: white or coloured lined duplex and triplex solid bleached board chipboard (plain or coloured) folding unbleached kraft board Exclude non-folding board for shipping cases, which is included in code 4.32.52
4.32.41	Pulp based	These folding boxboards are made wholly from chemical pulp or from a combination of chemical and mechanical and/or thermo mechanical pulps.
4.32.41.1	Bleached chemical pulp based	These folding boxboards may be either single-ply boards of bleached chemical pulp or multi-ply boards with bleached chemical pulp on both sides.
4.32.41.2	Other pulp based	These folding boxboards are either single-ply, made from an unbleached pulp furnish, or multiply, made from a combination of chemical and mechanical and/or thermo mechanical pulps. Exclude multi-ply boards with bleached chemical pulp on both sides which are included in code 4.32.41.1
4.32.42	Waste paper based	Folding boxboard manufactured from waste paper or a combination of waste paper and pulp.
4.32.5	Other wrapping and packaging paper and paperboard	Paper and paperboard designed for wrapping and packaging purposes, not included elsewhere.

Survey Code	Grade	Definition
4.32.51	Other wrapping paper	Papers such as: i) vegetable parchment, greaseproof and glassine. Papers made from chemical pulps or from mixtures of chemical woodpulp, cotton fibre pulp treated (e.g. highly hydrated or hard beaten) to render the resulting paper resistant to oil, grease and water. The papers are used primarily for packaging of frozen, moist or greasy materials like butter, margarine, meat or fish, as pan liners, release paper, sterilising bags, parchmentising stock and imitations of parchment. Exclude papers that have been rendered greaseproof or waterproof by coating, impregnating or similar processes after manufacture of the paper. ii) Wrapping and packaging papers not included under i) or under code 4.32.32.
4.32.52	Other packaging Paperboard	Packaging paperboard not included under codes 4.32.11, 4.32.12, 4.32.41 and 4.32.42. Include straw paperboard non-folding board for shipping cases, set up boxes, etc. board used in the manufacture of cores, tubes, cans and drums. Exclude corrugated board which is considered as converted paperboard straw paper and paperboard used for corrugated boxes (which is included in 4.32.12 and 4.32.22).
4.33	Other paper and paperboard, not elsewhere specified	Paper and paperboard not used for packaging purposes manufactured principally from furnishes other than sulphate pulp and not included elsewhere
4.33.1	Paper	Papers such as: i) Special thin paper These papers are made for special purposes, their common characteristics being their relative thinness. The papers included may be made from mechanical or chemical pulps, bleached or unbleached. The principal characteristics of some of these papers are

Survey Code	Grade	Definition
4.33.1		uniformity of surface and caliper, freedom from pinholes, strength, close formation, opacity, low permeability and chemical purity, all related to special uses. Include such special thin papers as: carbonising tissue condenser and capacitor paper electrical paper and tissue cigarette paper lens tissue stencil tissue pattern tissue tea bag paper Exclude thin printing and writing papers such as: bible and imitation bible manifold onionskin airmail stationery stock ii) kraft paper used for waxing, asphalting, water-proofing, laminating, impregnating, spinning or twisting, gumming, etc. Exclude folding kraft board which is included in code 4.32.41.1 iii) all other grades of paper not included under earlier headings Include cable paper blotting paper filter paper rope and jute paper wallpaper base stock
4.33.2	Paperboard	Paperboards not included elsewhere, such as: i) construction paper and paperboard Papers, paper felts and paperboards used in the construction of buildings and other structures for insulation, vapour seal, roofing and flooring underlay, etc. They are made from fully refined material such as woodpulp, waste paper, other vegetable pulp and mineral fibre. Low thermal conductivity, moisture resistance, fire resistance, permanency, insect and vermin resistance are desirable characteristics of these materials.

Survey Code	Grade	Definition
4.33.2		Exclude a) papers, paper felts or boards impregnated, saturated, laminated or further manufactured in any way (i.e. converted). b) fibreboard (fibre building board) in the form of insulating board, medium hardboard and hardboard. ii) All other grades of paperboard not included under earlier headings Include beer mat board gasket board index pressboard matrix board panel board (automotive) press textile board shoe board transformer board trunk and suitcase board

DEFINITIONS

DEFINITION DE CAPACITE

Aux fins de l'enquête, la capacité maximum pratique est égale au tonnage de papier, carton ou pâte de qualité commerciale normale que l'on peut produire annuellement en utilisant pleinement le matériel, en disposant de matières premières et de la main-d'oeuvre en quantité suffisante, étant admis qu'il existe une pleine demande. On ne tient pas compte des pertes dues à des fermetures imprévues, aux grèves, à un manque temporaire de source d'énergie, etc., qui font baisser la production réelle mais non la capacité de production.

La capacité des machines à papier produisant plusieurs qualités est calculée en fonction des régimes de production réelle ou des prévisions concernant le fonctionnement futur.

La capacité est exprimée en tonnes de papier et carton finis nets et de pâte séchée à l'air (10% d'humidité).

Changements de capacité

i) Les augmentations de capacité pour les années 1, 2 et 3 de l'enquête doivent inclure des projets définitifs pour l'installation de nouvelles machines, c'est-à-dire, des projets qui sont déjà en cours, dont les fondations ont été jetées, pour lesquels l'équipement a été commandé, ou pour lesquels les fonds ont été assurés etc. Inclure aussi les augmentations des machines existantes. Pour les années 4 et 5, à inclure des expansions de pâte et papier qui sont objets de considération active ou dont l'entrée en fonction est probable.

ii) Les changements de capacité ne doivent figurer que pour la partie de l'année où ils se produisent effectivement.

a) Additions

En ce qui concerne les nouvelles usines, les données doivent tenir compte du fait que la pleine capacité n'est atteinte qu'après un certain temps de fonctionnement. Pour les 12 premiers mois de marche, on comptera 70% de la capacité, pour les 12 mois suivants 90% et ensuite 100%.

b) Réductions

Ne pas déclarer la capacité des machines qui ont été arrêtées pour des raisons essentiellement économiques, sans qu'on ait l'intention de reprendre la production.

DEFINITIONS DES PATES

La pâte marchande comprend la pâte destinée à être mise en vente sur le marché et ne comprend pas la pâte utilisée directement dans une usine intégrée ou destinée à des sociétés filiales ou associées à l'intérieur du pays. Toute pâte exportée en dehors du pays est considérée comme marchande.

1. Pâtes de bois pour la fabrication des papiers et cartons

No. Code enquête	Produit	Définition
1.1	Mécaniques et chimico-mécaniques	Pâtes obtenues par le broyage ou le râpage (défibrage) de bois de conifères ou de non-conifères en rondins, morceaux, billes, etc. ou par le raffinage de copeaux de bois de conifères et de non-conifères. Elles sont appelées également "pâtes de bois de râperie" et "pâte mécanique de copeaux". Les billes ou les plaquettes peuvent être prétraitées par un produit chimique approprié pour la fabrication de pâte chimico-mécanique. Pour ce type de pâte, le rapport entre le poids de la pâte produite et celui du bois utilisé est souvent très élevé. Ces pâtes peuvent être écrues ou blanchies. Cette rubrique ne comprend pas la pâte thermo-mécanique les pâtes éclatées et défibrées entrant dans la fabrication des panneaux de fibres
1.11	dont: de bois de	pâtes mécaniques obtenues de bois de non-conifères
1.2	Thermo-mécaniques	pâtes obtenues par un procédé mécanique dans lequel les particules sont amollies par un pré-chauffage sous pression avant le stade du raffinage sous pression.
1.21	dont: de bois de non-conifères	pâtes thermo-mécaniques obtenues de bois non-conifères.
1.3	Mi-chimiques	pâtes de bois obtenues en réduisant mécaniquement des bois de conifères ou de non-conifères en petits fragments, que l'on fait cuire sous pression dans une lessive de cuisson contenant un produit chimique approprié, mais pas suffisamment pour que les fibres se séparent aisément, et qui subissent ensuite un traitement mécanique. Le rapport entre le poids de la pâte produite et celui du bois utilisé est souvent très élevé. Elles peuvent être écrues ou blanchies.
1.31	dont: de bois de non-conifères	Pâtes chimico-mécaniques et mi-chimiques obtenues de bois de non-conifères.

No. Code enquête	Produit	Définition
1.31	au Bisulfite	Pâtes (et déchets de pâtes) obtenues en réduisant mécaniquement des bois de conifères ou de non-conifères en copeaux et en les cuisant ensuite sous pression avec une lessive de cuisson au bisulfite. Les bisulfites les plus communément utilisés sont ceux d'ammonium, de calcium, de magnésium et de sodium. Cette rubrique ne comprend pas les pâtes à dissoudre qui ont une très forte teneur en alpha-cellulose (en général 90% ou plus). Elles sont classées sous les rubriques 3 et 3.1.
1.41	au Bisulfite écrues	Pâtes au bisulfite qui ne sont pas blanchies.
1.41.1	dont: de bois de non-conifères	Pâtes au bisulfite écrues obtenues de bois de non-conifères.
1.42	au Bisulfite blanchies et mi-blanchies	Pâtes au bisulfite qui sont blanchies ou mi-blanchies.
1.42.1	dont: de bois de non-conifères	Pâtes au bisulfite blanchies ou mi-blanchies obtenues de bois de non-conifères.
	au Sulfate et à la soude	Pâtes (et déchets de pâtes) obtenues en réduisant mécaniquement des bois de conifères ou de non-conifères en copeaux et en les cuisant ensuite sous pression avec une lessive de cuisson à base de soude caustique (pour les pâtes à la soude) ou d'un mélange de soude caustique et de sulfate de sodium (pour les pâtes au sulfate). Cette rubrique ne comprend pas les pâtes à dissoudre qui ont une très forte teneur en alpha-cellulose (en général 90% ou plus). Elles sont classées sous les rubriques 3 et 3.1.
1.43	au Sulfate et à la soude écrues	Pâtes au sulfate et à la soude qui ne sont pas blanchies.
1.43.1	dont: de bois de non-conifères	Pâtes au sulfate et à la soude écrues obtenues de bois de non-conifères.
1.44	au Sulfate et à la soude blanchies ou mi-blanchies	Pâtes au sulfate et à la soude qui sont blanchies ou mi-blanchies.
1.44.1	dont: de bois de non-conifères	Pâtes au sulfate et à la soude blanchies ou mi-blanchies obtenues de bois de non-conifères.

No. Code enquête	Produit	Définition
2.	Pâtes de matériaux végétaux fibreux autres que le bois pour la fabrication des papiers et cartons	
2.1	de Paille	Pâtes obtenues à partir de paille par n'importe quel procédé. Ces pâtes peuvent être blanchies.
2.2	de Bagasse	Pâtes obtenues à partir de résidus du traitement de la canne à sucre, par n'importe quel procédé. Ces pâtes peuvent être blanchies.
2.3	de Bambou	Pâtes obtenues à partir de bambou par n'importe quel procédé. Ces pâtes peuvent être blanchies.
2.4	Autres (roseaux, alfa, chiffons, etc.)	Pâtes obtenues par n'importe quel procédé à partir des matériaux tels que l'alfa, les roseaux et divers autres matériaux herbacés, des linters de coton, le lin, le chanvre, les chiffons et autres déchets textiles. Ces pâtes peuvent être blanchies. Cette rubrique ne comprend pas les pâtes à dissoudre. Elles sont classées sous la rubrique 3. Les pâtes obtenues de vieux papiers.
3.	Pâtes à dissoudre (de bois et d'autres matériaux végétaux)	
3.	à Dissoudre (de bois et d'autres matériaux végétaux)	Pâtes chimiques hautement blanchies (au sulfate, à la soude ou au bisulfite) de bois de conifères ou de non-conifères, de chiffons, de linters de coton, etc., de qualité spéciale, ayant une très forte teneur en alpha-cellulose (en général 90% ou plus) et se prêtant à des utilisations autres que la fabrication du papier. Elles sont principalement utilisées comme matière première cellulosique dans la fabrication de produits tels que les fibres artificielles, les matières plastiques cellulosiques, les laques, les explosifs, etc.
3.1	dont: de bois de non-conifères	Pâtes à dissoudre obtenues de bois de non-conifères

DEFINITIONS DES PAPIERS ET CARTONS

Dans ce groupe entrent les matériaux en feuilles, bandes ou rouleaux; les bandes ou rouleaux ont une largeur de plus de 15 cm et les feuilles ont plus de 36 cm de côté.

Ne pas déclarer les papiers et cartons de forme autre que rectangulaire.

No. Code enquête	Produit	Définition
4.1	Papier journal	Papier non couché, non collé ou très légèrement, contenant au moins 65% de pâte de bois mécanique ou thermo-mécanique (pourcentage en matière fibreuse), utilisé principalement pour l'impression des journaux, dont le grammage n'est généralement ni inférieur à 40 g/m2 ni supérieur à 57 g/m2. Cette rubrique comprend papier pour impressions sur rotative
4.2	Autres papiers d'impression et d'écriture	Papiers autres que le papier journal, utilisés pour l'impression, l'écriture ou d'autres usages graphiques, faits avec divers mélanges de pâtes et soumis à divers procédés de finissage. Ces papiers peuvent être non couchés et collés, calandrés, super-calandrés, glacés ou filigranés ou soumis à des procédés similaires simples de finissage, ou peuvent être couchés sur une face ou deux faces au moyen de produits tels que sulfate de baryum, kaolin, gypse ou oxyde de zinc et souvent super-calandrés, etc. Cette rubrique comprend les papiers tels que: papier pour billets de banque papier bible véritable ou imitation papier pour livres et revues papier pour garnissage et habillage de boîtes bristol papier pour machines à additionner papier pour ordinateurs papier pour reproduction au duplicateur papier pour chemises papier pour enveloppes papier pour étiquettes papier pour lithographie papier pour manifolds papier pour offset papier pelure surglacé papier pour photographie papier pour affiches papier à lettre papier pour bloc-notes papier pour cartes mécanographiques papier machine

No. Code enquête	Produit	Définition
4.21	dont: Couchés	Papiers d'impression et d'écriture, autres que le papier journal, couchés sur une face ou deux faces au moyen de produits tels que kaolin, sulfate de baryum, gypse ou oxyde de zinc et souvent super-calandrés, etc. Cette rubrique comprend les papiers couchés fabriqués dans l'usine à papier à partir d'un support soit fabriqué dans la même usine, soit acheté, et toutes sortes de papiers couchés sur la machine à papier.
4.21.1	dont: avec bois	Papiers couchés d'impression et d'écriture contenant au moins 10% de pâte de bois mécanique.
4.21.2	dont: sans bois	Papiers couchés d'impression et d'écriture contenant moins de 10% de pâte de bois mécanique.
4.22	Non couchés	Papiers d'impression et d'écriture, autres que le papier journal, qui ont pu être collés, calandrés, super-calandrés, glacés ou filigranés ou soumis à des procédés similaires simples de finissage, mais non couchés. Cette rubrique ne comprend pas les supports pour papiers couchés, qu'ils soient utilisés sur place ou vendus à d'autres usines.
4.22.1	dont: avec bois	Papiers non couchés d'impression et d'écriture, autres que le papier journal, contenant au moins 10% de pâte de bois mécanique.
4.22.2	dont: sans bois	Papiers non couchés d'impression et d'écriture, autres que le papier journal, contenant moins de 10% de pâte de bois mécanique.
4.31	Papiers à usages domestiques et hygiéniques	Papier absorbant, crêpé ou non, parfois gaufré, fait avec des pâtes blanchies ou écrues, ou des pâtes de vieux papiers ou avec un mélange de ces types de pâtes. Ce papier doit avoir une force suffisante pour résister à l'usage sans désagrégation ou déchirure. Ses autres caractéristiques importantes sont la capacité d'absorption, la possibilité de retenir des liquides, la douceur au toucher, l'absence de charpie et d'odeur désagréable. Il est fait en blanc et en diverses teintes, en une, deux ou plusieurs couches.

No. Code enquête	Produit	Définition
4.31		Cette rubrique comprend les papiers, crêpés ou non, tels que: papier-serviette (essuie-mains etc.) papier pour serviettes hygiéniques papier à démaquiller papier hygiénique ouates de cellulose articles en papier à jeter papier d'essuyage
4.32	Papiers et cartons d'empaquetage et d'emballage	Papiers et cartons destinés à l'emballage et l'empaquetage, fabriqués à partir de pâtes, de vieux papiers ou de n'importe quele combinaison de ces deux types de matières.
4.32.1	Carton de couverture	Carton fabriqué à partir de pâte au sulfate (blanchie ou non) ou essentiellement à partir de vieux papiers, employé pour couvrir des cartons ondulés ou des papiers ou cartons compacts utilisés pour faire des boîtes ou récipients.
4.32.11	Couverture kraft pour carton ondulé	Cartons de couverture faits uniquement ou principalement de pâte au sulfate, blanchie ou écrue.
4.32.11.1	Ecrue	Couverture kraft pour carton ondulé faite uniquement ou principalement de pâte au sulfate écrue. Cette rubrique comprend les papiers de couverture kraft marbrés
4.32.11.2	Blanchie	Couverture kraft pour carton ondulé faite uniquement ou principalement de pâte au sulfate blanchie. Cette rubrique comprend les papiers de couverture kraft doublés de blanc
4.32.12	Autres cartons de couverture	Cartons de couverture autres que les cartons de couverture kraft.
4.32.2	Cannelures	Papiers et cartons utilisés essentiellement pour faire l'âme cannelée des cartons ondulés. Ils peuvent être faits uniquement ou principalement avec de la pâte mi-chimique ou avec d'autres matériaux.
4.32.21	Mi-chimique	Cannelures faites uniquement ou principalement de pâte de bois mi-chimique.
4.32.22	Autres cannelures	Cannelures ne contenant pas de pâte mi-chimique.

No. Code enquête	Produit	Définition
4.32.3	Papier kraft d'empaquetage et d'emballage	Tous les autres papiers faits uniquement ou principalement avec de la pâte au sulfate blanchie, ou utilisés sous forme de sacs d'emballage à une ou plusieurs épaisseurs ou sous d'autres formes pour l'emballage et l'empaquetage.
4.32.31	Papier kraft pour grands sacs	Papiers kraft d'emballage et d'empaquetage blanchis et écrus utilisés dans la fabrication des sacs d'emballage à une ou plusieurs épaisseurs.
4.32.32	Autres papiers kraft d'emballage et d'empaquetage	Papiers kraft d'emballage et d'empaquetage blanchis et écrus autres que les papiers pour grands sacs.
4.32.4	Cartons pour boîtes pliantes	Cartons résistants possédant de bonnes caractéristiques de rainage et de pliage. Ils sont faits avec des pâtes de bois, des vieux papiers ou un mélange des deux. Ils peuvent être à l'état naturel ou colorés dans la masse, compacts, doublés une ou deux faces, couchés ou non couchés. Les cartons de ce groupe comprennent les cartons pour boîtes pliantes, les cartons à lait et les cartons pour boîtes destinées aux produits alimentaires. Cette rubrique comprend des cartons pour boîtes pliantes tels que: carton duplex ou triplex blancs ou colorés doublés cartons compacts blanchis cartons gris à l'état naturel ou colorés cartons écrus kraft pliables, pas blanchis Cette rubrique ne comprend pas le carton kraft pour boîtes d'emballage. Il est classé sous la rubrique 4.32.52.
4.32.41	A base de pâte	Ces cartons pour boîtes pliantes sont faits entièrement de pâte chimique pure ou d'un mélange de pâte chimique et de pâte mécanique et/ou thermo-mécanique.
4.32.41.1	A base de pâte chimique blanchie	Ces cartons pour boîtes pliantes peuvent être des cartons compacts de pâte chimique blanchie ou des cartons doublés à deux faces avec de la pâte chimique blanchie.
4.32.41.2	A base d'autres pâtes	Ces cartons pour boîtes pliantes sont compacts ou doublés deux faces et sont faits soit d'une fourniture homogène de pâte écrue, soit d'un mélange de pâte chimique et de pâte mécanique et/ou thermo-mécanique.

No. Code enquête	Produit	Définition
4.32.41.2		Cette rubrique ne comprend pas les cartons doublés sur les deux faces avec de la pâte chimique blanchie, qui sont compris dans la rubrique 4.32.41.1
4.32.42	A base de vieux papiers	Cartons pour boîtes pliantes, obtenus de vieux papiers ou d'un mélange de vieux papiers et de pâte.
4.32.5	Autres papiers et cartons d'empaquetage et d'emballage	Papiers et cartons destinés à l'emballage et l'empaquetage, non désignés ailleurs.
4.32.51	Autres papiers d'emballage	Papiers tels que: i) papier sulfurisé, simili-sulfurisé et papier cristal. Papiers faits avec des pâtes de bois chimiques pures ou mélangées ou des pâtes de fibres de coton, traitées (c'est-à-dire fortement hydratées ou soumises à un raffinage poussé) pour que le papier obtenu soit résistant à l'huile, à la graisse et à l'eau. Ces papiers sont utilisés principalement pour l'emballage de produits alimentaires congelés, humides ou gras (beurre, margarine, viande, poisson, etc.) comme moules à pâtisserie, anti-adhésifs, sachets de stérilisation, parchemins ou imitations de parchemin. Cette rubrique ne comprend pas les papiers qui, après fabrication, ont été rendus ingraissables ou imperméables par couchage, imprégnation ou autres procédés similaires ii) papiers d'empaquetage et d'emballage ne figurant ni dans la rubrique i) ci-dessus ni sous le code 4.32.32.
4.32.52	Autres cartons d'empaquetage	Cartons d'emballage ne figurant pas dans les rubriques 4.32.11, 4.32.12, 4.32.41 et 4.32.42. Cette rubrique comprend des cartons tels que: carton paille carton non pliable pour boîtes d'emballage, caisses rigides, etc. carton destiné à la fabrication de mandrins, tubes et boîtes cylindriques, etc.

No. Code enquête	Produit	Définition
4.32.52		Cette rubrique ne comprend pas le carton ondulé qui est considéré comme un carton travaillé les papiers et cartons paille utilisés pour les boîtes en carton ondulé (qui figurent sous 4.32.12 et 4.32.22 ci-dessus).
4.33	Autres papiers et cartons, non décrits ailleurs	Papiers et cartons non destinés à l'emballage et faits principalement avec des matières premières autres que la pâte au sulfate et non décrits ailleurs.
4.33.1	Papiers	Papiers tels que: i) papiers minces spéciaux Les papiers de cette catégorie sont destinés à usages particuliers et sont tous relativement fins. Ils sont faits parfois avec des pâtes mécaniques ou chimiques blanchies ou écrues, mais souvent avec des pâtes contenant du lin, du chanvre ou de la fibre de coton. Leurs principales caractéristiques sont l'uniformité de la surface et du calibre, l'absence de perforations, la résistance, la texture serrée, l'opacité, une faible perméabilité, la pureté chimique - toutes ces caractéristiques étant liées à des utilisations spéciales. Cette rubrique comprend des papiers minces spéciaux tels que: papier pelure pour carbone papier pour condensateurs papier à cigarettes papier mousseline pour essuyage de lentilles optiques papier pour stencils papier pour patrons papier pour sachets de thé papier électrique Cette rubrique ne comprend pas les papiers minces d'impression et d'écriture tels que: papier bible ou imitation papier pour reproduction au duplicateur papier pour manifolds papier pelure surglacé papier à lettre avion

No. Code enquête	Produit	Définition
4.33.1		ii) papiers kraft destinés à être paraffinés, asphaltés, imperméabilisés, laminés, imprégnés, filés ou tordus, gommés, etc. Cette rubrique ne comprend pas les cartons kraft pliables. Ils sont classés sous les rubriques 4.32.4 et 4.32.42 iii) autres papiers ne figurant pas dans les précédentes rubriques Cette rubrique comprend des papiers tels que: papier isolant papier de chanvre et de jute papier buvard papier filtre les supports de tenture (papier) peints
4.33.2	Cartons	Cartons non décrits ailleurs, tels que: i) papiers et cartons de construction Papiers, feutres et cartons utilisés dans la construction comme isolants, joints d'etanchéité au gaz, sous-couches de plafonds ou de planchers, etc. Ils sont faits avec des matières complètement raffinées telles que pâtes de bois, vieux papiers, autres pâtes végétales et fibres minérales. La faible conductivité thermique, la résistance à l'humidité, au feu, à la vermine et aux insectes et la durabilité sont des caractéristiques souhaitables pour ces matières. Cette rubrique ne comprend pas a) les papiers, feutres et cartons imprégnés, imprégnés à coeur, à plusieurs épaisseurs ou traités de toute autre manière (c'est-à-dire travaillés); b) les panneaux de fibres durs, mi-durs et isolants.

No. Code enquête	Produit	Définition
4.33.2		ii) autres cartons non décrits ailleurs Cette rubrique comprend des cartons tels que: cartons pour l'industrie et la chaussure cartons pour joints cartons pour transformateurs cartons pour apprêtes textiles cartons pour classeurs cartons pour carrosserie automobile cartons pour dessous de bocks cartons pour valises et malles cartons pour flans de clicherie.

DEFINICIONES

DEFINICION DE CAPACIDAD

Capacidad máxima práctica, para los efectos de la encuesta, es el número de toneladas de papel, cartón y pasta, de la calidad comercial corriente, que se podrían producir al año, aprovechando el equipo al máximo y contando con suficiente materia prima y mano de obra, suponiendo que la demanda es capaz de absorber toda la producción. No se toman en cuenta las diferencias que se puedan producir a causa de paros imprevistos, huelgas, interrupciones de la energía eléctrica, etc., todo lo cual se traduce efectivamente en una disminución de la producción aunque no de la capacidad.

Cuando las máquinas producen papeles de varios tipos, se indica la capacidad proporciónal que corresponde a cada uno, tanto en la producción actual como en los planes futuros.

La capacidad se expresa en toneladas métricas netas de papel o cartón acabado y de pasta seca al aire (10% de humedad).

Cambios de capacidad

i) Los aumentos de la capacidad para los años 1, 2 y 3 de la encuesta deberían incluir planes ya comprometidos para nuevas máquinas, ej.: aquellos comenzados, aquellos donde la tierra ha sido abierta, la maquinaria ordenada, la financiación obtenida, etc., así como incrementos de la maquinaria existente. Para los años 4 y 5, incluir expansiones para pulpa y papel que estén siendo consideradas o que probablemente sean llevadas a cabo.

ii) Los cambios de capacidad deben aplicarse solamente a la parte del año en que surtan efecto.

a) Aumentos de capacidad

Tratándose de fábricas y máquinas nuevas, debe tenerse presente que sólo llegan a producir a plena capacidad después de estar en funcionamiento por un cierto tiempo. En los primeros 12 meses de funcionamiento, supóngase un 70% de capacidad, 90% en los 12 meses siguientes y 100% después.

b) Reducciones de capacidad

No se debe tomar en cuenta la capacidad de aquella maquinaria que se haya parado, por motivos económicos, sin intenciones de volverla a poner en marcha.

DEFINICIONES DE PASTA

Con el término "pasta para comercialización" se indica la pasta destinada a la venta en el mercado libre, excluyendo la pasta utilizada en la propia fábrica o enviada a compañías asociadas o afiliadas dentro del país. Se considera pasta para comercialización toda pasta enviada fuera del país de producción.

1. Pasta de madera para papel y cartón

Código de la encuesta	Tipo	Definición
1.1	Mecánica y mecanoquímica	Pasta de madera, obtenida moliendo o desfibrando troncos, cuartones, rollizos, etc., o refinando astillas de coníferas o no coníferas. También se la denomina pasta mecánica de trituradora y pasta mecánica de refinador. Los rollizos o las astillas pueden ser tratados previamente con un producto químico adecuado para producir pasta mecanoquímica. En este caso, la relación entre el peso de la pasta producida y el de la madera utilizada suele ser muy elevada. La pasta puede ser blanqueada o no. Excluyanse: la pasta termomecánica pasta desfibrada, pasta obtenida según el proceso masonite, y pasta mecánica para cartón de fibra (para construcción).
1.11	de la cual: de especies no coníferas	Pasta mecánica obtenida de troncos, cuartones, rollizos, astillas, etc., de especies no coníferas.
1.2	Termomecánica	Pasta producida por un proceso mecánico en que se ablandan partículas de madera mediante precalentamiento bajo presión antes de una fase de refinación presionizada.
1.21	de la cual: de especies no coníferas	Pasta termomecánica obtenida de maderas no coníferas.
1.3	Semiquímica	Pasta de madera, obtenida mediante la reducción por medios mecánicos de madera de coníferas en pequeños trozos, los cuales son cocidos en un autoclave con un producto químico adecuado, pero no en la medida suficiente para que las fibras se separen fácilmente, seguido por un tratamiento mecánico. La relación entre el peso de la pasta producida y el peso de la madera utilizada suele ser muy elevada. Puede ser blanqueada o sin blanquear.
1.31	de la cual: de especies no coníferas	Pasta quimiomecánica y semiquímica obtenida de especies no coníferas.
	Al sulfito	Pasta de madera, incluidos los desechos, obtenida reduciendo mecánicamente a partículas madera de coníferas o frondosas cociéndolas después en

Código de la encuesta	Tipo	Definición
1.31		autoclave en presencia de licor de cocción al bisulfito. Suelen emplearse bisulfitos tales como los de amonio, calcio, magnesio y sodio. Exclúyanse: los tipos solubles con un alto contenido de alfa-celulosa (generalmente 90% or más. Inclúyanselos en los códigos 3 y 3.1.
1.41	Al sulfito, sin blanquear	Pasta al sulfito que no se ha blanqueado.
1.41.1	de la cual: de especies no coníferas	Pasta al sulfito sin blanquear hecha de madera de especies no coníferas.
1.42	Al sulfito, semi-blanqueada y blanqueada	Pasta al sulfito que se ha blanqueado en todo o en parte.
1.42.1	de la cual: de especies no coníferas	Pasta al sulfito blanqueada o semiblanqueada hecha de madera de especies no coníferas.
	Al sulfato y a soda	Pasta de madera, incluidos los desechos, obtenida reduciendo mecánicamente a partículas madera de coníferas o frondosas y cociéndolas después en autoclave en presencia de licor de cocción al hidróxido de sodio (pasta a la soda) o de un licor de cocción consistente en una mezcla de hidróxido de sodio y sulfuro de sodio (pasta al sulfato). Exclúyanse: los tipos solubles con un alto contenido de alfa-celulosa (generalmente 90% o más). Inclúyanse éstos en los códigos 3 y 3.1.
1.43	Al sulfato sin blanquear y a la soda	Pasta al sulfato y a la soda que no se ha blanqueado.
1.43.1	de la cual: de especies no coníferas	Pasta al sulfato y a la soda sin blanquear hecha de madera de especies no coníferas.
1.44	Al sulfato semi-blanqueada y blanqueada y a la soda	Pasta al sulfato y a la soda que se ha blanqueado en todo o en parte.
1.44.1	de la cual: de especies no coníferas	Pasta al sulfato y a la soda blanqueada hecha de madera de especies no coníferas.
2. Otras pastas fibrosas para papel y cartón		
2.1	(De) paja	Pasta hecha de paja con cualquier método. Puede ser blanqueada.

Código de la encuesta	Tipo	Definición
2.2	(De) bagazo	Pasta hecha de los residuos del beneficiado de la caña de azúcar con cualquier método. Puede ser blanqueada.
2.3	(De) bambú	Pasta hecha de bambú con cualquier método. Puede ser blanqueada.
2.4	(De) otras materias (carrizos, esparto, trapos, etc.)	Se incluye toda pasta hecha con cualquier método de materias como esparto y otros carrizos y hierbas, borra de algodón, lino, cáñamo, trapos, y otros residuos textiles. Puede ser blanqueada. Exclúyanse: los tipos solubles; inclúyaselos en el código 3. Pasta hecha de papeles viejos.

3. Pasta soluble (de madera y otras materias fibrosas)

3.	Soluble (de madera y otras materias fibrosas)	Pastas químicas muy blanqueadas (al sulfato, a la soda o al sulfito) de madera de coníferas o frondosas, trapos, borra de algodón, etc., de calidad especial con un contenido muy alto de alfa-celulosa (90% o más) fácilmente adaptables a aplicaciones ajenas a la fabricación de papel. Se emplean principalmente como fuente de celulosa en la fabricación de productos tales como fibras artificiales, materiales plásticos celulósicos, lacas, explosivos, etc.
3.1	de la cual: de especies no coníferas	Pasta soluble hecha de madera de especies no coníferas.

DEFINICIONES DE PAPEL Y CARTON

Los productos comprendidos en esta sección se presentan en rollos, tiras u hojas; los rollos y tiras tienen una anchura superior a 15 cm y las hojas no tienen menos de 36 cm de lado.

Exclúyase el papel y cartón cortado en otra forma que la rectangular.

4. Papel y cartón

Código de la encuesta	Tipo	Definición
4.1	Papel para periódicos (papel prensa)	Papel sin estuco, sin apresto (o con muy poco apresto) que contiene por lo menos 65 por ciento de pasta mecánica de madera o de pasta de madera termomecánica (porcentaje de fibras) del tipo empleado principalmente para la impresión de diarios, que suele pesar no menos de 40 g/m2 y por lo general no más de 57 g/m2.

Código de la encuesta	Tipo	Definición
4.1		Inclúyase: el papel de rotativa
4.2	Otros papeles de escritura e impresión	Papeles, excepto el papel para periódicos, idóneos para la impresión, la escritura y otros usos gráficos, hechos con diversas mezclas de pastas y diversos acabados. Se puede presentar sin estuco y aprestado, calandrado, supercalandrado, satinado, filigranado, o sometido a procesos sencillos de acabamiento análogo, o se puede estucar por una o ambas caras con materiales de estuco como sulfato de bario, tiza, yeso y óxido de cinc, frecuentemente completado con supercalandradura, etc. Inclúyanse: los papeles como: papel moneda papel biblia o imitación biblia papel para libros y revistas forro de cajas interior y exterior bristol papel de calculadora papel de computadora papel para copias múltiples papel de sobre papel de escritura etiquetas papel litográfico papel para copias múltiples offset papel cebolla papel para fotografía papel para carteles papel de escritorio papel para bloques papel de tarjetas de tabulación papel para máquina de escribir
4.21	de la cual: estucado	Papeles de impresión y escritura, salvo el papel para periódicos, que hayan sido estucados por uno o ambos lados con materiales para estucar como tiza (caolín beneficiado), sulfato de bario, yeso u óxido de cinc, suplementado a veces con supercalandradura, etc. Inclúyanse: el papel estucado producido en la fábrica de papel a partir de papel soporte fabricado para uso propio o comprado y todo el papel hecho y estucado en una sola operación en la máquina de papel.

Código de la encuesta	Tipo	Definición
4.21.1	de la cual: con pasta mecánica	Papeles estucados de escritura e impresión que contienen un 10% o más de pasta mecánica.
4.21.2	sin pasta mecánica	Papeles estucados de escritura e impresión que contienen menos de un 10% de pasta mecánica.
4.22	sin estucar	Papeles de impresión y escritura, salvo el papel para periódicos, que han sido sometidos a encolado, calandradura, supercalandradura, satinado, afiligranado u otros procesos sencillos de acabado, pero no al estucado. Exclúyase: el papel soporte para estucar para uso propio o para la venta a otras papeleras.
4.22.1	de la cual: con pasta mecánica	Papeles sin estucar de escritura e impresión que contienen un 10% o más de pasta mecánica.
4.22.2	sin pasta mecánica	Papeles sin estucar de escritura e impresión que contienen menos de un 10% de pasta mecánica.
4.31	Papel de uso doméstico y sanitario	Papel absorbente, crepé o no, a veces gofrado, hecho de pasta, blanqueada o no, papel viejo o una mezcla de estos. Este tipo de papel se presenta suficientemente robusto para evitar disgregación o laceración en el uso. Otras características importantes son alta capacidad absorbente, retención de los líquidos absorbidos, morbidez, ausencia de pelillos y olores desagradables. Se hace blanco o en diversos colores y en una, dos or más capas. Inclúyanse: toallas papel facial servilletas guata sanitaria papel higiénico papeles sanitarios material limpiador
4.32	Papel y cartón de envolver y empaquetar	Papel y cartón para envolver y empaquetar, hecho de pastas, recortes y cualquier combinación de ambos.
4.32.1	Cartón de capa	Cartón hecho de pasta al sulfato, blanqueado o no, o principalmente de recortes utilizados como material facial sobre cartón acanalado o sólido o sobre cajas y recipientes de cartón.
4.32.11	Papel kraft para forros	Cartón de capa o cara hecho en todo o principalmente de pasta al sulfato blanqueado o no.

Código de la encuesta	Tipo	Definición
4.32.11.1	sin blanquear	Papel kraft para forros hecho total o principalmente de pasta al sulfato sin blanquear. Inclúyase: el papel kraft veteado para forros.
4.32.11.2	blanqueado	Papel kraft para forros hecho total o principalmente de pasta al sulfato blanqueada. Inclúyase: el papel kraft de superficie blanca.
4.32.12	Otros cartones de capa	Cartones de capa que no sean kraft para forros.
4.32.2	Medio para acanalar	Papel o cartón empleado como medio para ondular en la producción de cartón acanalado. Se puede fabricar en todo o principalmente de pasta de madera semiquímica o de otros materiales.
4.32.21	Semiquímico	Medio para acanalar hecho total o principalmente de pasta semiquímica para madera.
4.32.22	Otros medios para acanalar	Medios para acanalar que no sean semiquímicos.
4.32.3	Papel kraft de envolver y empaquetar	Todos los demás tipos de papel hechos totalmente o principalmente de pasta al sulfato blanqueada y sin blanquear que se utilizan en la fabricación de sacos simples o de varias capas o para otras clases de envolturas y empaquetados.
4.32.31	Papel kraft para sacos	Papel kraft de envolver y empaquetar, blanqueado o no, que se emplea en la fabricación de sacos, simples o de varias capas.
4.32.32	Otros tipos de papel kraft de envolver y empaquetar	Papeles kraft de envolver y empaquetar, blanqueado o no, que no sean el papel kraft para sacos.
4.32.4	Cartones sólidos para cajas plegables	Cartón con buenas características de consistencia, marcadura y plegadura. Estos cartones se hacen de pasta de madera, papel viejo o mezclas de los dos. Se presentan naturales o coloreados, sólidos, con forro simple o múltiple, con o sin estuco. Comprenden cajas de cartón plegables, para leche y para el servicio de alimentos. Inclúyanse: cartones sólidos para cajas plegables como: duplex y triplex con forro blanco o de color cartón sólido blanqueado cartón de astillas (natural o coloreado) cartón kraft plegable no blanqueado

Código de la encuesta	Tipo	Definición
4.32.4		Exclúyase: el cartón no plegable para caja de embarque, comprendido en el código 4.32.52
4.32.41	Cartones a base de pasta	Estos cartones para cajas plegables se hacen completamente de pasta química o de una mezcla de pastas químicas y mecánicas y/o termomecánicas.
4.32.41.1	Cartones a base de pasta química blanqueada	Estos cartones para cajas plegables pueden ser cartones con forro simple de pasta química blanqueada o cartones con forro múltiple y pasta química blanqueada en ambos lados.
4.32.41.2	Otros cartones a base de pasta	Estos cartones para cajas plegables son de forro simple, hecho de pasta no blanqueada, o múltiple, hecho con una mezcla de pasta química y mecánica y/o termomecánica. Exclúyanse: los cartones con forros múltiples y pasta química blanqueada en ambos lados comprendidos en el código 4.32.41.1
4.32.42	Cartones a base de papel viejo	Cartones para cajas plegables manufacturados a base de papel viejo o de una mezcla de papel viejo y pasta.
4.32.5	Otros papeles y cartones de envolver y empaquetar	Papeles y cartones de envolver y empaquetar no incluídos en otros párrafos.
4.32.51	Otros papeles de envolver	Papeles como los siguientes: i) pergamino vegetal, papel impermeable a las grasas y papel glaseado (papel cristal). Papeles hechos de pasta de madera química pura o de mezclas de pasta de madera química, de pasta de fibras de algodón tratadas (o sea, altamente hidratadas o bateneadas enérgicamente) para que el papel obtenido resista al aceite la grasa y el agua. Se emplean principalmente para envasar productos congelados, húmedos o grasosos, como la mantequilla, la margarina, la carne y el pescado, como forros para cazuelas, papel antiadhesivo, sacos esterilizadores, pergamino o imitaciones de pergamino. Exclúyanse: los papeles impermeabilizados a las grasas o el agua con procesos de estuco, impregnación o similares después de su fabricación. ii) Papel de envolver y empaquetar no especificado en el anterior párrafo i) o en el 4.32.32

Código de la encuesta	Tipo	Definición
4.32.52	Otros cartones de empaquetar	Carton de envolver y empaquetar no incluido en los párrafos 4.32.11, 4.32.12, 4.32.41 y 4.32.42. Inclúyanse: cartón de paja cartón no plegable para cajas de embarque cajas de cartón no desmontable cartón utilizado en la manifactura de soportes, tubos, bolsas y contenedores. Exclúyanse: el carton acanalado que se considera cartón de conversión el papel y cartón de paja utilizado para cajas acanaladas (que se incluyen en los párrafos 4.32.12 y 4.32.22)
4.33	Otros papeles y cartones no incluídos en otro lugar	Papel y cartón que no se utiliza para empaquetar, fabricado principalmente de materiales que no sean pasta de sulfato y no incluidos en otro lugar.
4.33.1	Papel	Papeles como los siguientes: i) papel especial fino Aquellos papeles hechos para fines especiales cuyas características comunes estan en relación con su delgadez. Pueden ser de pastas mecánicas o químicas, blanqueadas o no. Las principales características de algunos de estos papeles son la uniformidad de su superficie y espesor, la ausencia de poro, su resistencia, su densidad, opacidad, escasa permeabilidad y pureza química, todas relacionadas con aplicaciones especiales. Inclúyanse: papeles especiales finos como: papel carbón papel de condensador y capacitor papel eléctrico papel de cigarrillos papel para limpiar lentes papel para estarcidos papel para patrones papel para bolsitas de té Exclúyanse papeles de escritura e impresión finos como: papel biblia o imitación biblia papel de copia para máquina de reproducir papel cebolla papel de carta para correo aéreo

Código de la encuesta	Tipo	Definición
4.33.1		ii) papel kraft empleado para encerar, asfaltar, impermeabilizar, laminar, impregnar, hilar or torcer, engomar, etc. Exclúyanse: los cartones sólidos para cajas plegables que están comprendidos en los códigos 4.32.4 y 4.32.42. iii) todos los demás tipos de papel no especificados anteriormente Inclúyanse: papel aislante papel secante papel filtro papel de cordeles base de papel mural
4.33.2	Cartón	Cartones no especificados anteriormente, como: i) papeles y cartones para la construcción Papeles, filtros de papel y cartones empleados en la construcción de edificios y otras estructuras para aislar, evitar emanaciones, colonar debajo de los techos y pisos, etc. Se hacen de material totalmente refinado como, por ejemplo, pasta de madera, papel viejo, pasta de otros vegetales y fibra mineral. Las características convenientes en estos materiales son su poca conductividad térmica, su resistencia a la humedad, su resistencia al fuego, su permanencia y su resistencia a los insectos y alimañas. Exclúyanse: a) Los papeles, filtros y cartones empregnados, saturados, laminados o elaborados ulteriormente de cualquier manera. b) Los tableros de fibra (tableros para construcción) o sea, tableros aislantes, tableros semiduros y tableros duros. ii) Todos los demás tipos de cartón no especificados anteriormente. Inclúyanse: cartón de zapato cartón de guarniciones cartón de transformador cartón prensado textil cartón prensado para índices cartón panel (automóviles) cartón para posavasos de cerveza cartón de baúles y maletas cartón de matrices, etc.

The annual FAO surveys of world pulp and paper capacities are based on figures received from correspondents in many countries and on Secretariat estimates for the remaining countries. A computer questionnaire was used in the inquiry, and the data were stored and processed by computer. The following are some features of the presentation: country tables for pulp and paper are presented on one page; regional tables include all the detail of the country tables; product tables show volume of production capacity by country, for each product and product aggregate code.

Les recensements annuels FAO des capacités mondiales de production de pâte et de papier se fondent sur les chiffres envoyés par les correspondants de nombreux pays du monde, ainsi que sur des estimations du Secrétariat pour les autres pays. Les données ont été classées et traitées sur ordinateur, et on a utilisé un questionnaire informatisé. La présentation des données est caractérisée par les points suivants: les tableaux par pays pour la pâte et le papier sont présentés chacun sur une page; les tableaux régionaux reproduisent tous les détails donnés dans les tableaux par pays; les tableaux par produit indiquent la capacité de production par pays, pour tous les produits et groupes de produits codés.

Las encuestas anuales de la FAO sobre la capacidad mundial de producción de pasta y papel se basan en los datos recibidos de los corresponsales en muchos países y en las estimaciones que hace la Secretaría en relación con los demás países. Los datos se han almacenado y elaborado en computadora, y en la encuesta se ha utilizado un cuestionario preparado con computadora. Cabe señalar las siguientes características de la presentación: los cuadros relativos a la pasta y papel por países se ofrecen en una página; los cuadros por regiones incluyen todos los detalles de los cuadros por países; los cuadros por productos indican el volumen de la capacidad de producción por países, en relación con cada producto y el código de la suma de productos.

Printed on ecological paper
Imprimé sur papier écologique
Impreso sobre papel ecológico

ISBN 92-5-003702-3 ISSN 0255-7665
9 789250 037028
M-38 V7600Tri/2/10.95/1800