

# CODEX ALIMENTARIUS COMMISSION **E**



**Food and Agriculture  
Organization of  
the United Nations**



**World Health  
Organization**

Viale delle Terme di Caracalla, 00153 Rome, Italy - Tel: (+39) 06 57051 - Fax: (+39) 06 5705 4593 - E-mail: [codex@fao.org](mailto:codex@fao.org) - [www.codexalimentarius.net](http://www.codexalimentarius.net)

**Agenda Item 14a**

**CX/CAC 11/34/14**

## **JOINT FAO/WHO FOOD STANDARDS PROGRAMME CODEX ALIMENTARIUS COMMISSION**

**34th Session**

**Geneva, Switzerland, 4-9 July 2011**

### **FAO/WHO PROJECT AND TRUST FUND FOR ENHANCED PARTICIPATION IN CODEX**

**Prepared by the WHO Secretariat for the Trust Fund**

The present document incorporates the Annual Report for 2010 (see Part 1) and the 14<sup>th</sup> Progress Report (see Part 2) of the FAO/WHO Project and Trust Fund for Enhanced Participation in Codex.

## FAO/WHO PROJECT AND FUND FOR ENHANCED PARTICIPATION IN CODEX

### PART 1

#### *Annual Report for 2010*

### A. INTRODUCTION

This report covers 2010 - the seventh calendar year of implementation of the FAO/WHO Project and Fund for Enhanced Participation in Codex (the Codex Trust Fund) and provides a summary of key technical, financial and operational aspects of the Codex Trust Fund activities in 2010. Further detailed information on the Codex Trust Fund activities and outcomes can be found on the Codex Trust Fund web site.<sup>1</sup>

### B. TECHNICAL SECTION

#### *Background*

The main objective of the Codex Trust Fund is to help Codex members that are developing countries or those with economies in transition, to enhance their level of effective participation in the development of global food safety and quality standards by the Codex Alimentarius Commission. As at 31 December 2010 Codex membership totaled 183 (182 member countries plus the European Community as a member organization). When the Trust Fund was launched in 2003 the Codex membership stood at 169 countries.

The Codex Trust Fund is administered by WHO under the direction of a Consultative Group for the Trust Fund (CGTF) comprised of senior WHO and FAO staff. The terms of reference of the Consultative Group and current membership appear in Annex A. The principles for determining the eligibility of member countries and basic criteria for applications as approved by the Codex Alimentarius Commission were outlined in the Third Progress Report (CX/EXEC 04/53/3).

There were 109 Codex member countries eligible for support from the Codex Trust Fund in 2010. Annex B gives the country groupings for 2010.

For the calendar year 2010, and based on decisions of the Consultative Group at its 16<sup>th</sup> meeting held by teleconference on 14th December 2009, available resources from the Codex Trust Fund offered support to countries to attend Codex meetings on the following basis:

Group 1a countries (least developed)	Five meetings
Group 1b countries (low income + low or medium human development)	Five meetings
Group 2 countries (lower middle income + medium or high human development)	Four meetings
Group 3a countries (upper middle income + medium human development)	Three meetings
Group 3b countries (upper middle income + high human Development)	One meeting

#### *Supported Participation*

In response to the call for applications for support in 2010, 89 countries submitted applications of which 82 countries were eligible. Table 1 below gives the breakdown of countries in each of the three groupings that were eligible for support from the Codex Trust Fund, and the number of countries in each group that actually submitted an application.

<sup>1</sup> <http://www.who.int/foodsafety/codex/trustfund/en/>

**Table 1 Application rate by country groups**

	<b>Group 1</b>	<b>Group 2</b>	<b>Group 3</b>
<b>No. of countries eligible</b>	59	24	26
<b>No. of countries applying for support</b>	53	17	12
<b>Group application rate</b>	<b>90%</b>	<b>71%</b>	<b>46%</b>

At the end of 2010 a total of 294 participants from 86 countries were supported to attend 18 Codex meetings (including FAO/WHO Regional Coordinating Committees taking place immediately following Codex Trust Fund organized workshops to which eligible countries and all regional graduates were supported). Annex C provides full details of the support actually provided in 2010 and updates and supersedes preliminary information provided in the 13<sup>th</sup> Progress Report.

Numbers of eligible countries supported denote countries that actually travelled. Table 2 below gives information on the participation rates of countries by Codex Region. It should be noted that countries themselves select their region of membership and that decisions on Codex Trust Fund support are not based on regional allocation of funds.

**Table 2 2010 supported meeting participation rate by Codex Region**

<b>Codex Region</b>	<b>No. of countries eligible</b>	<b>No. of eligible countries supported (actually travelled)</b>	<b>Supported participation rate %</b>
Africa	46	36	78%
Asia	18	16	89%
Europe	19	10	53%
Latin America & the Caribbean	11	5	45%
Near East	7	6	86%
South West Pacific	8	6	75%
<b>Total for 2010</b>	<b>109</b>	<b>79</b>	<b>78%</b>

### **Reports**

Countries receiving support are required to provide a concise and comprehensive report to the Trust Fund. The new on-line reporting format institutionalized for use in 2009 continued to be used by all participants to provide reports on Codex Trust Fund supported participation in 2010.

In order to meet the deadline for applications of 31 October 2009 and ensure that the application would be considered by the Codex Trust Fund, countries were requested to ensure that reports on all Trust Fund supported participations from August 2008 to July 2009 (up to and including the Codex Alimentarius Commission in July 2009) had been provided to the Codex Trust Fund using the on-line reporting system. At the time of writing, reports due had been received from 201 participants (a compliance rate of 79 %) for the relevant period (N.B. Participants have 3 months after participating in a meeting to submit the report). It is the policy of the Codex Trust Fund that administration of travel to Codex meetings in the current calendar year is suspended for countries that are not up-to-date with their participant reporting requirements and this continues to be applied strictly.

An analysis of reports from the calendar year 2009 is now available on the Codex Trust Fund website. An analysis of reports received from participants for the entire calendar year 2010 is being undertaken and will be made available on the Codex Trust Fund website when finalized.

### **Codex training**

In 2010 six Codex trainings were organized by FAO/WHO with support from the Trust Fund in four Codex regions. A total of 137 participants were supported by the Trust Fund to participate in these trainings. As in

the past, and where possible, trainings were organized immediately prior to FAO/WHO Regional Coordinating Committees of Codex to allow participants to attend these meetings and put their new knowledge and skills into practice. The different Codex trainings were as follows:

- Codex Near East region - FAO/WHO Regional Workshop on "Harmonization, Equivalence and Risk Analysis in the Elaboration and Use of Codex Standards", Gammarth, Tunisia, 24-27 May 2010.
- Codex European region
  - FAO/WHO pre-CCEURO workshop on "Food Safety Risk Analysis - developing national food safety systems and Codex standards", Warsaw, Poland, 4 October 2010.<sup>2</sup>
  - Joint WHO/FAO Workshop on Strengthening Food Safety Systems with Special Emphasis on Codex Related Issues, Tashkent, Uzbekistan, 16-19 November 2010.
- Codex North America and Southwest Pacific region
  - FAO/WHO Technical Workshop on "Food Labelling and Date Marking", Nuku'alofa, Tonga, 27 September 2010.
  - FAO/WHO Workshop on "Regional Strategic Frameworks for Food Safety", Nuku'alofa, Tonga, 30 September 2010.
- Codex Asian region - FAO/WHO Regional Workshop on the "Use of Science throughout the Food Chain for Safe Foods", Bali, Indonesia, 18-20 November 2010.

The Trust Fund also provided complementary support to bring resource persons from other developing countries to share their experiences at an FAO-organized workshop in Cape Verde in April 2010.

Two workshops were organized by FAO/WHO under the auspices of the Codex Trust Fund and held in conjunction with the Codex Committee on Contaminants in Foods (CCCF) and the Codex Committee on Residues of Veterinary Drugs in Foods (CCRVDF). These workshops were aimed at helping participants increase their understanding of the risk assessment and Codex risk analysis process and how to contribute to this process.

### ***Codex Trust Fund monitoring and evaluation***

Two databases tracking participation in Codex meetings continue to be kept up-to-date by the Codex Trust Fund. The first of these is the database of Codex Trust Fund supported participation in Codex meetings (DataBase 1). The second of these (DataBase 2) is a database that tracks the participation of all Codex Trust Fund eligible countries (countries who have been eligible at any time for support from the Trust Fund) in Codex meetings, but not supported by the Codex Trust Fund (i.e. participation was supported by national resources or sources other than the Codex Trust Fund). These two databases are used together to build a full picture of the participation of developing countries and countries with economies in transition in Codex.

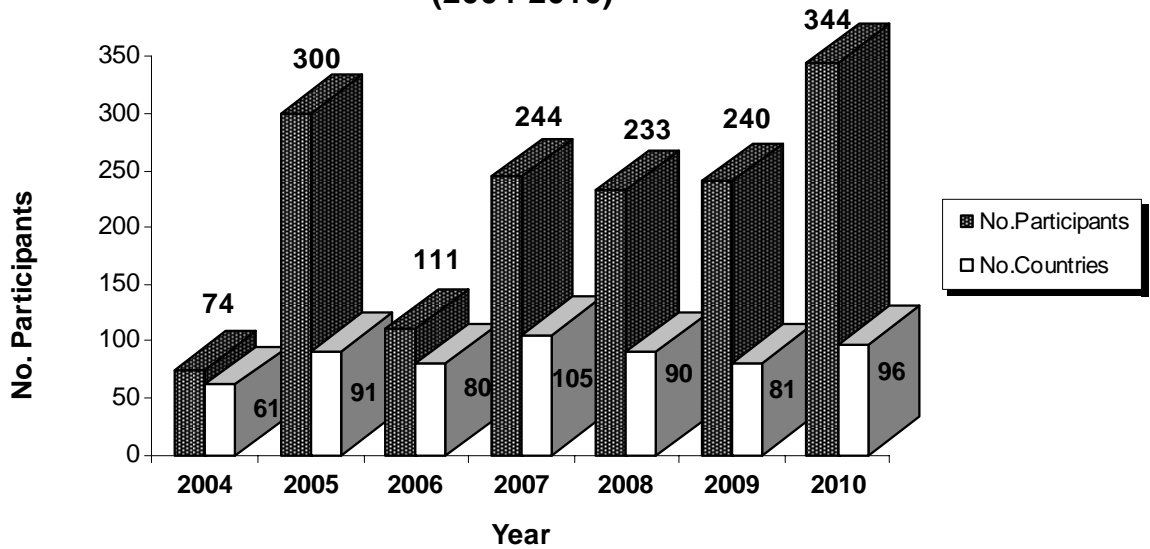
In the Annual Reports for 2008 and 2009, the Codex Trust Fund began to give data spanning the entire life of the Codex Trust Fund. This data and information is updated below.

Using information from DataBase 1, Graph 1 below shows total number of participants supported by the Trust Fund to attend Codex meetings, task forces, and working groups, as well as FAO/WHO Codex training courses supported by the Codex Trust Fund for each year between 2004 and 2010, as well as the number of countries supported each year.

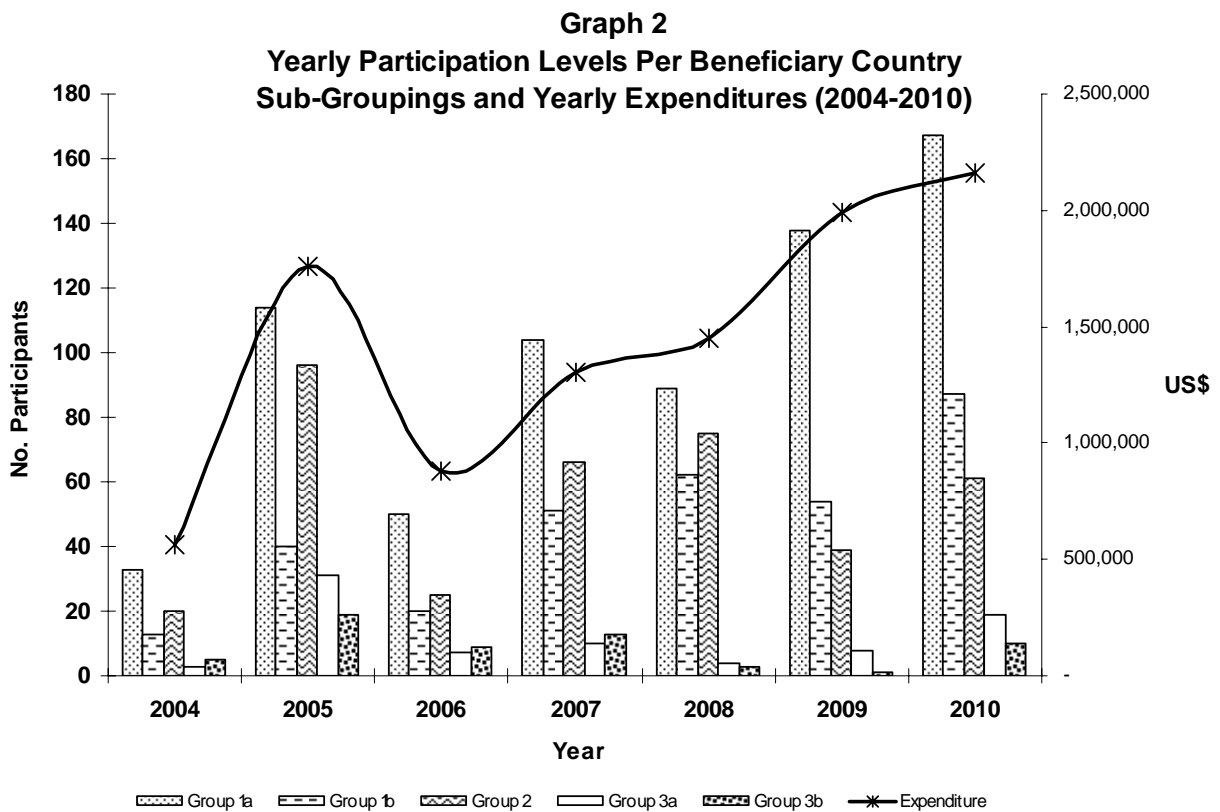
---

<sup>2</sup> See <http://cceuro.pl/faowho-regional-workshop-on-the-codex-alimentarius-4th-october-2010.html>

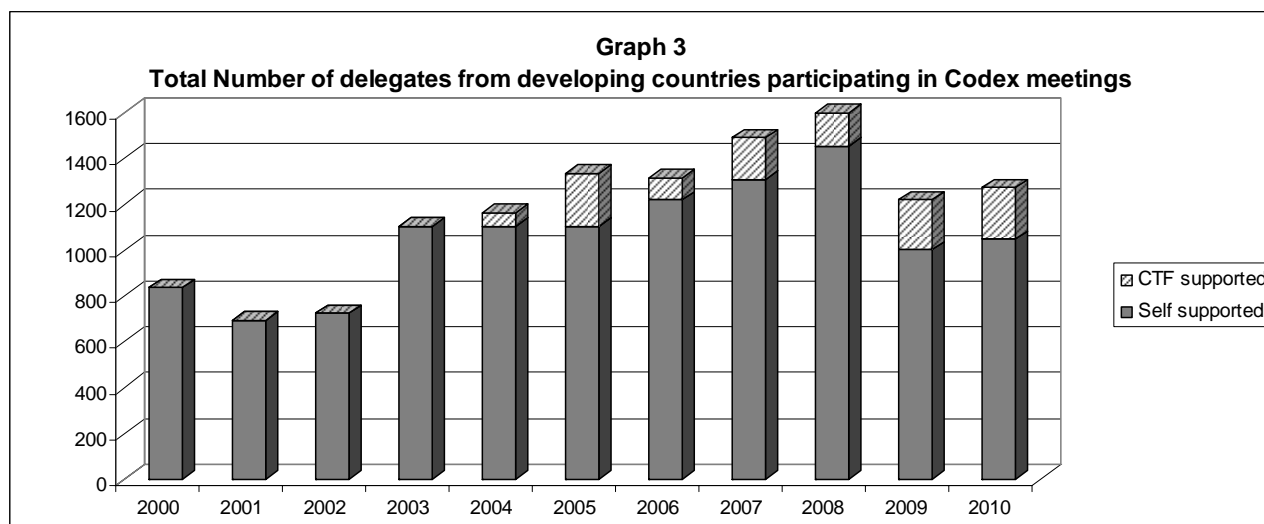
**Graph 1**  
**Total Number of Participants & Countries Supported Per Year**  
**(2004-2010)**



Also using information from DataBase 1, Graph 2 below shows the breakdown of participants for each country sub-grouping for each year of Codex Trust Fund operation. Annual expenditures are shown across the top of the graph.



Using information from DataBase 2, and additional information on participation from the years 2000 and 2002 (i.e. prior to the establishment of the Codex Trust Fund), Graph 3 below shows the total number of delegates from developing and transition economy countries (eligible for Codex Trust Fund support at any time from 2003-2010) who have participated in Codex meetings for the years indicated. It also shows the portion of these participants who have been supported by the Codex Trust Fund. This data tracks participation in Codex meetings, task forces and training courses, but excludes participation in regional coordinating committees since years when regional coordinating committees take place always sees a higher participation on the part of developing and transition countries in their respective regional meeting.



From the above graph it can be seen that the sharp downward trend of overall participation by developing countries and countries with economies in transition recorded in 2009 has stabilized with a small reversal. The proportion of this overall participation supported by the Codex Trust Fund continued to increase.

As agreed to by Member States at the inception of the Codex Trust Fund, countries are expected to gradually increase the allocation of funds to support participation in Codex according to a sliding scale which appears below in Table 3.

**Table 3 Matched Funding Status Table**

Country Group	Year							
	1	2	3	4	5	6	7	8
1	0%	0%	0%	0%	0%	50%	50%	100%
2	0%	0%	0%	50%	50%	100%		
3a	0%	50%	50%	50%	100%			
3b	0%	50%	50%	100%				

As one of the key indicators proposed to monitor expected output 1 (Widened participation in Codex), the Codex Trust Fund monitors the number of countries meeting their matched funding requirement in each calendar year. In 2010 there were 43 countries on 50% matched funding status. 34 countries on 50% matched funding status were from Group 1a (least developed) and Group 1b (low income and low or medium human development). Using information from Codex Trust Fund DataBase 2, Table 4 below shows how each of the countries on 50% matched funding status actually met the matched funding requirement in 2010, or were not able to do so.

**Table 4**  
**Meeting the matched funding requirement in 2010**

Country	Grouping	No. of participations supported by the CTF	No. of self-supported participations	Requirement met? <sup>3</sup>
Angola	1a	3	2	PM
Belize	3a	5	1	PM
Bhutan	1a	4	2	PM
Botswana	3a	2	4	FM
Burundi	1a	4	0	NM
Cambodia	1a	7	0	NM
Cameroon	1b	4	13	FM
Eritrea	1a	2	0	NM
Ethiopia	1a	5	0	NM
Fiji	2	3	1	PM
Ghana	1b	5	28	FM
Guinea-Bissau	1a	3	0	NM
Haiti	1a	2	2	FM
India	1b	5	25	FM
Indonesia	1b	6	44	FM
Kenya	1b	5	35	FM
Lao People's Democratic Republic	1a	5	1	NM
Lebanon	3a	2	1	PM
Lesotho	1a	3	1	PM
Madagascar	1a	3	0	NM
Mali	1a	5	7	FM
Mongolia	1b	6	0	NM
Nepal	1a	4	0	NM
Nicaragua	1b	3	1	PM
Niger	1a	4	0	NM
Nigeria	1b	5	52	FM
Papua New Guinea	1b	4	0	NM
Saint Lucia	3a	2	0	NM
Samoa	1a	7	0	NM
Senegal	1a	3	1	PM
Serbia	2	3	0	NM
Solomon Islands	1a	5	0	NM
Sudan	1a	4	27	FM
Swaziland	2	3	3	FM
Togo	1a	2	0	NM
Tonga	2	3	0	NM
Turkey	2	3	17	FM
Uganda	1a	3	2	PM
United Republic of Tanzania	1a	4	6	FM
Vanuatu	1a	4	0	NM
Viet Nam	1b	7	10	FM
Zambia	1a	5	4	PM
Zimbabwe	1b	5	4	PM

<sup>3</sup> NM=requirement not met. FM=requirement fully met. PM=requirement partially met. NA=not applicable

Out of 43 countries on 50% matched funding status in 2010, 14 of them (33%) fully met the requirement. 11 countries (26%) partially met the requirement and 18 (42%) were not able to match the support of the Codex Trust Fund with any participations.

When compared with 2009 fewer countries were fully meeting their matched funding requirement (33% in 2010 as compared to 48.7% in 2009), slightly more countries were partially meeting the requirement (26% in 2010 as compared to 23% in 2009), and substantially more countries were not able to match any participations (42% in 2010 as compared to 25.6% in 2009). The Codex Trust Fund will be following up with countries to determine the reasons for their inability to meet the matched funding requirement. This information will be used in determining the overall strategic response to the Mid-term Review recommendations to ensure that countries benefitting from Codex Trust Fund support are able to sustain participation in Codex as they move through and graduate from the Codex Trust Fund.

### ***Mid term review of the Codex Trust Fund***

The final report of the Mid-term review of the Codex Trust Fund, including the key outcomes<sup>4</sup> and recommendations<sup>5</sup>, was tabled for discussion at the 64<sup>th</sup> Session of the Executive Committee of the Codex Alimentarius Commission and the 33<sup>rd</sup> Session of the Codex Alimentarius Commission.

The 64<sup>th</sup> CCEXEC considered the following key questions that were aimed at guiding the discussion of the Committee on the recommendations of the Mid-term review to arrive at conclusions which would be forwarded to the Commission.

- Should there be a shift in emphasis from Objective 1 to Objectives 2 and 3?
- If yes to the above, what is the "niche" for CTF?
- Should there be a mechanism to continue to support physical participation for those who need it most (including graduates who cannot sustain participation)?
- Should there be re-consideration of the criteria for allocation of support?
- Should the lifespan of the Codex Trust Fund be extended?

The recommendations of the 64<sup>th</sup> CCEXEC<sup>6</sup> were forwarded to the 33<sup>rd</sup> CAC who considered the same key questions and agreed with the conclusions of the CCEXEC<sup>7</sup>. The CAC further agreed with the CCEXEC that the key questions should be sent to the FAO/WHO regional coordinating committees in a circular letter for their input.

At the time of writing, five out of six regional coordinating committees had been held (CCNASWP, CCEURO, CCLAC, CCASIA, CCAFRICA). In all regions few countries sent responses to the circular letter.

<sup>4</sup> The key outcomes emanating from the report were:

- The first of the three objectives had been reached;
- Considerable impact had been recorded in benefitting countries;
- Activities of the Codex Trust Fund had considerable relevance to Codex work;
- Implementation of activities had been efficient and effective.

<sup>5</sup> The key recommendations emanating from the report were:

- 1) greater focus on the second and third objectives of the Codex Trust Fund;
- 2) follow up on countries most in need after "graduation";
- 3) find ways of engaging countries who have graduated to help build the capacity of others;
- 4) continue to apply and develop further stringent application procedures;
- 5) continue to focus on participation in Codex as the niche and role of the Trust Fund;
- 6) increase collaboration with other actors;
- 7) further develop monitoring and evaluation systems for the Trust Fund.

<sup>6</sup> See [http://www.codexalimentarius.net/download/report/743/al33\\_03Ae.pdf](http://www.codexalimentarius.net/download/report/743/al33_03Ae.pdf)

<sup>7</sup> See <http://www.codexalimentarius.net/download/report/744/al33REPe.pdf>



Discussions held during the regional coordinating committees indicated that, while there were some differences in feedback given on the key questions between regions, as well as among countries in a region, there was general agreement on the following<sup>8</sup>:

- There should be some shift of emphasis and resources to objectives 2 and 3 while retaining the focus on objective 1 (general agreement in all regions with the exception of CCLAC).
- The basic criteria remain valid with the need for possible additional criteria and flexibility to respond to the needs of countries who may not be able to sustain participation.

There were differences of opinions between regions on the "niche" of the Codex Trust Fund and on the possible extension of the lifespan of the Codex Trust Fund. Before pronouncing on the latter, some regions highlighted that an end of project evaluation should be scheduled and the results used to consider a possible extension of the lifespan of the Trust Fund.

## C. FINANCIAL SECTION

### 2003-2010

To provide a complete financial picture, the following information covers the full period since the Codex Trust Fund was initiated. During the period from January 2003 to December 2010, a total of US\$ 11,795,452 was received as contributions from 14 Member countries and the European Community. Table 5 below shows a breakdown of contributions received 2003-2010 by donor and month of receipt.

**Table 5**  
**Codex Trust Fund - Contributions Received (2003-2010)**  
**(to December 2010)**

<b>Donor</b>	<b>Amount Received (in contribution currency)</b>	<b>Amount Received (in thousand USD)</b>	<b>Date Received</b>
Switzerland	CHF 50,000	35,971	Jan-03
Canada	CAD 50,000	34,014	Apr-03
United States	USD 168,000	168,000	Nov-03
Norway	USD 100,000	100,000	Dec-03
Ireland	EUR 50,000	60,824	Dec-03
Netherlands	USD 50,000	50,000	Dec-03
Switzerland	CHF 25,000	20,000	Jan-04
European Community	EUR 280,250	348,570	Feb-04
Canada	CAD 200,000	150,344	Feb-04
Australia	AUD 40,000	27,906	Aug-04
Sweden	SEK 2,000,000	281,960	Nov-04
Netherlands	USD 50,000	50,000	Nov-04
Ireland	EUR 30,000	39,788	Dec-04
New Zealand	NZD 50,000	35,770	Dec-04
Norway	USD 100,000	100,000	Dec-04
United States	USD 85,000	85,000	Dec-04
Germany	USD 50,000	50,000	Jan-05
European Community	EUR 280,250	366,340	Feb-05
Canada	CAD 200,000	163,586	Mar-05
Sweden	SEK 3,000,000	381,194	Nov-05
Netherlands	USD 50,000	50,000	Nov-05

<sup>8</sup> Please see reports from FAO/WHO regional coordinating committees for summaries of discussions and conclusions.

United States	USD 157,893	157,893	Dec-05
Norway	USD 100,000	100,000	Dec-05
Finland	EUR 50,000	58,824	Dec-05
Japan	USD 80,000	80,000	Feb-06
European Community	EUR 190,000	229,746	Apr-06
Canada	CAD 200,000	175,362	Apr-06
Netherlands	USD 50,000	50,000	May-06
Sweden	SEK 3,000,000	416,089	Jul-06
New Zealand	NZD 50,000	33,040	Dec-06
Norway	USD 100,000	100,000	Dec-06
Germany	USD 66,250	66,250	Dec-06
United States	USD 60,292	60,292	Dec-06
Switzerland	CHF 200,000	163,934	Jan-07
Switzerland	CHF 68,000	55,738	Jan-07
Japan	USD 80,000	80,000	Mar-07
Sweden	SEK 3,000,000	441,000	Jul-07
Germany	EUR 30,000	41,004	Aug-07
Japan	USD 50,000	50,000	Sep-07
Netherlands	EUR 50,000	73,746	Dec-07
Sweden	SEK 3,000,000	453,210	Dec-07
European Community	EUR 3004.75	4,262	Jan-08
United States	USD 175,000	175,000	Feb-08
European Community	EUR 210,000	310,651	Feb-08
Japan	USD 80,000	80,000	Mar-08
Canada	CAD 125,000	127812	Mar-08
New Zealand	NZD 50,000	39,475	Apr-08
Germany	EUR 50,000	78,864	May-08
Australia	AUD 50,000	48,040	Jun-08
Malaysia	USD 10,000	10,000	Aug-08
European Community	EUR 200,000	278,551	Sep-08
Japan	USD 50,000	50,000	Oct-08
United States	USD 666,220	666,220	Oct-08
France	USD 100,000	100,000	Nov-08
Norway	NOK 712,000	100,125	Dec-08
New Zealand	NZD 50,000	27778	Dec-08
Ireland	EUR 215,893	309,655	Feb-09
European Community	EUR 225,000	291,451	Mar-09
Japan	USD 80,000	80,000	Apr-09
Malaysia	USD 10,000	10,000	Jun-09
Germany	EUR 50,000	70,323	Aug-09
Netherlands	EUR 60,000	77,720	Oct-09
European Community	EUR 225,000	327,035	Oct-09
Japan	USD 50,000	50,000	Nov-09
Sweden	SEK 5,000,000	725,689	Dec-09
Japan	USD 80,000	80,000	Feb-10
United States	USD 450,000	450,000	Mar-10
Netherlands	USD 588,235	588,235	Apr-10
Malaysia	USD 10,000	10,000	Jul-10
Japan	USD 50,000	50,000	Aug-10
European Community	EUR 213,000	295,833	Nov-10
European Community	EUR 55,000	76,389	Nov-10
Sweden	SEK 5,000,000	720,949	Nov-10
<b>Total</b>		<b>11,795,452</b>	

**Table 6 - Total contributions by donor  
2003-2010  
(to December 2010)**

<b>Donor</b>	<b>Amount Received in US\$</b>
Australia	75,946
Canada	651,118
European Community	2,528,828
Finland	58,824
France	100,000
Germany	306,441
Ireland	410,267
Japan	600,000
Malaysia	30,000
Netherlands	939,701
New Zealand	136,063
Norway	500,125
Sweden	3,420,091
Switzerland	275,643
United States	1,762,405
<b>TOTAL</b>	<b>11,795,452</b>

Donor countries whose 2010 contributions had not been recorded in WHO's financial system by 31 December 2010 appear in the 14<sup>th</sup> Progress Report (see Part 2 of the present document).

Expenditure from the Codex Trust Fund from 2003 to 2010 totalled US\$ 10,106,752 (including Programme Support Costs).

**Table 7 - Breakdown of Codex Trust Fund Cumulative expenditures (not including PSC)  
(as at 31 December 2010)**

<b><i>Support to beneficiary countries</i></b>	
Least Developed and Low Income Countries (Obj. 1)	4,548,390
Lower and Upper Middle Income Countries (Obj. 1)	2,458,469
Codex capacity development & training (Obj. 2)	666,794
Scientific and Technical Input (Obj. 3)	5,104
<b><i>Monitoring and evaluation</i></b>	245,812
<b><i>Project management and administration</i></b>	1,539,783

### **Annex A - Composition and Functions of the Consultative Group for the Trust Fund (CGTF) - December 2010**

#### FAO/Rome

- Ms. Mary Kenny, Food Safety and Quality Officer, Food Control and Consumer Protection Group, Nutrition and Consumer Protection Division
- Dr Renata Clarke, Food Safety and Quality Officer, Food Control and Consumer Protection Group, Nutrition and Consumer Protection Division
- Ms Dominique di Biase, Senior Programme Officer, Field Programme Development Service, Technical Cooperation Department
- Mr Ilja Betlem, Legal Officer, Office of the Legal Counsel

#### WHO/Geneva

- Dr Maged Younes, Director, Department of Food Safety and Zoonoses (Chairperson)
- Mrs Catherine Mulholland, Administrator, Codex Trust Fund
- Dr Angelika Tritscher, Scientist, WHO Secretary to JECFA and JMPR, Department of Food Safety and Zoonoses

#### WHO/Rome

- Dr Hilde Kruse, Regional Food Safety Adviser, WHO Regional Office for Europe, Rome

#### Codex Secretariat/Rome

- Ms Selma Doyran, Secretary, Codex Alimentarius Commission, Joint FAO/WHO Food Standards Programme

#### **CGTF Functions**

- To provide strategic guidance to the Project;
- To establish relevant guidelines and criteria as a framework for Project activities;
- To monitor that such guidelines and criteria are followed by the Project and that reporting requirements are met;
- To monitor the coherence and complementarity of Project activities with respect to other funding mechanisms dealing with similar issues; and
- To monitor the Project's progress and evaluate achievements.

## Annex B Grouping of countries eligible to submit applications for 2010 support

Update of Annex C of CX/EXEC 05/57/6 109 countries in total

*Changes: Comoros, Djibouti, Montenegro, Sao Tome and Principe, Somalia and Tajikistan as new Codex members added to group 1A (LDC status). India and Mongolia moved from Group 1B to Group 2 (due to lower middle income status). Fiji, Jamaica, Republic of Serbia and Suriname moved from Group 2 to Group 3A (due to upper middle income status). Belarus moved from Group 2 to Group 3B (due to upper middle income). Libyan Arab Jamahiriya and Russian Federation moved from 3A to 3B (due to high human development status). Oman, Hungary and Slovak Republic are no longer eligible due to ranking as high income OECD countries.*

### GROUP 1

<b>Group 1A – Least Developed Countries (LDC)</b> <i>As listed by the Least Developed Countries Report 2009 (UNCTAD)</i>	<b>Group 1B – Other Low Income Countries (LIC)</b> <i>Listed as LIC by the World Development Report 2009 (World Bank) and Low Human Development or Medium Human Development by the Human Development Report 2007/2008 (UNDP). *except Democratic People's Republic of Korea for which Human Development Index is not computed</i>
<b>Africa</b> Angola Benin Burkina Faso Burundi Central African Republic Chad Comoros Democratic Republic of the Congo Djibouti Equatorial Guinea Eritrea Ethiopia Gambia Guinea Guinea-Bissau Lesotho Liberia Madagascar Malawi Mali Mauritania Mozambique Niger Rwanda Sao Tome and Principe Senegal Sierra Leone Somalia Togo Uganda United Republic of Tanzania Zambia	<b>Africa</b> Côte d'Ivoire Ghana Kenya Nigeria Zimbabwe
<b>Asia</b> Afghanistan Bangladesh Bhutan Cambodia Lao Peoples Democratic Republic	<b>Asia</b> *Democratic People's Republic of Korea Pakistan Viet Nam

Maldives Myanmar Nepal	
<b>Europe</b> Tajikistan	<b>Europe</b> Kyrgyzstan Uzbekistan
<b>Latin America and the Caribbean</b> Haiti	<b>Latin America and the Caribbean</b>
<b>Near East</b> Sudan Yemen	<b>Near East</b>
<b>South-West Pacific</b> Kiribati Samoa Solomon Islands Vanuatu	<b>South-West Pacific</b> Papua New Guinea
<b>48 countries</b>	<b>11 countries</b>

**GROUP 2**

<p><i>Countries listed as Lower Middle income Countries (LMC) by the World Development Report 2009 (World Bank) and Medium Human Development (MHD) or High Human Development (HHD) by the Human Development Report 2007/2008 (UNDP). *except Cook Islands which is not ranked in either report and Iraq, Federated States of Micronesia for which Human Development Index is not computed.</i></p>
<p><b>Africa</b> Cameroon Cape Verde Congo, Republic of Namibia Swaziland</p>
<p><b>Asia</b> China India Indonesia Mongolia Sri Lanka Thailand</p>
<p><b>Europe</b> Albania Armenia Bosnia Herzegovina Georgia Moldova, Republic of The Former Yugoslav Republic of Macedonia Ukraine</p>
<p><b>Latin America and the Caribbean</b> Nicaragua</p>
<p><b>Near East</b> Algeria *Iraq Jordan</p>
<p><b>South-West Pacific</b> *Micronesia, Federated States of Tonga</p>
<b>24 countries</b>

**GROUP 3**

<b>Group 3A</b> <i>Countries listed as Upper Middle income Countries (UMC) in the World Development Report 2009 (World Bank) and Medium Human Development (MHD) in the Human Development Report 2007/2008 (UNDP).</i>	<b>Group 3B</b> <i>Countries listed as Upper Middle income Countries (UMC) in the World Development Report 2009 (World Bank) and High Human Development (HHD) in the Human Development Report 2007/2008 (UNDP).</i>
<b>Africa</b> Botswana Gabon South Africa	<b>Africa</b> Mauritius
<b>Asia</b>	<b>Asia</b> Malaysia
<b>Europe</b> Kazakhstan Republic of Serbia Turkey	<b>Europe</b> Belarus Bulgaria Latvia Montenegro Romania Russian Federation
<b>Latin America and the Caribbean</b> Belize Dominica <sup>9</sup> Grenada Saint Lucia Saint Vincent and the Grenadines Suriname Venezuela	<b>Latin America and the Caribbean</b> Brazil Saint Kitts and Nevis
<b>Near East</b> Lebanon	<b>Near East</b> Libyan Arab Jamahiriya
<b>South-West Pacific</b> Fiji	<b>South-West Pacific</b> -
<b>15 countries</b>	<b>11 countries</b>

**"Graduates" of the Codex Trust Fund<sup>10</sup>**

<b>2010</b>	<b>Egypt, Guyana, Honduras, Jamaica, Philippines, Syrian Arab Republic, Cook Islands</b>
<b>2009</b>	<b>Bolivia, Colombia, Croatia, Cuba, Dominican Republic, Ecuador, El Salvador, Guatemala, Iran, Morocco, Paraguay, Peru, Tunisia</b>
<b>2008</b>	<b>Antigua and Barbuda, Argentina, Chile, Mexico, Seychelles, Uruguay</b>
<b>2007</b>	<b>Costa Rica, Lithuania, Panama, Poland</b>
<b>Total number of graduated countries</b>	<b>30 countries</b>

<sup>9</sup> As Dominica is on the list of Small Island Developing States and with population below 1 million, it is eligible for support in 2010 (please refer to [ftp://ftp.fao.org/codex/CAC/CAC32/al3209Ee.pdf](http://ftp.fao.org/codex/CAC/CAC32/al3209Ee.pdf) for decision of the CGTF).

<sup>10</sup> According to the matched funding requirements established at the inception of the Codex Trust Fund (see [http://www.who.int/foodsafety/codex/en/proj\\_doc\\_e.pdf](http://www.who.int/foodsafety/codex/en/proj_doc_e.pdf)) a gradual increase in the financial participation of countries will take place as the countries move through the life cycle of Codex Trust Fund support.

**Annex C - Countries supported by the Codex Trust Fund, January-December 2010**

<p><b>Codex Committee on Milk and Milk Products, 1-5 February 2010, Auckland, New Zealand</b>  United Republic of Tanzania  Zambia</p>
<p><b>Codex Committee on Food Import and Export Inspection and Certification Systems, 1-5 March 2010, Surfers Paradise, Australia</b>  Armenia  Burundi  Cambodia  Ethiopia  Ghana  Kenya  Lao Peoples Democratic Republic  Lebanon  Maldives, Republic of  Mongolia  Myanmar  Pakistan  Rwanda  Saint Lucia  Solomon Islands  Sri Lanka  Sudan  Swaziland  Tonga  Vanuatu</p>
<p><b>Codex Committee on Methods of Analysis and Sampling, 8-12 March 2010, Budapest, Hungary</b>  Angola  Burkina Faso  Indonesia  Nigeria  United Republic of Tanzania</p>
<p><b>Codex Committee on Food Additives, 15-19 March 2010, Beijing, China</b>  Central African Republic  Guinea  Liberia  Malawi  Maldives, Republic of  Myanmar  Nigeria  Rwanda  Serbia, Republic of  Sierra Leone  Somalia  Viet Nam</p>
<p><b>Codex Committee on General Principles, 12-16 April 2010, Paris, France</b>  Benin  Bosnia Herzegovina  Burundi  Cambodia  Cameroon  Central African Republic  Comoros  Côte D'Ivoire  Fiji  Georgia  Guinea-Bissau  Guinea  India</p>



Indonesia Kyrgyzstan Lao Peoples Democratic Republic The Former Yugoslav Republic of Macedonia Mongolia Montenegro Nepal Niger Nigeria Samoa Sudan Uganda Zambia Zimbabwe
<b>Codex Committee on Pesticide Residues, 19-24 April 2010, Xian, China</b> Angola Belize Ghana India Lebanon Lesotho Madagascar Malawi Maldives, Republic of Mali Myanmar Rwanda Samoa Senegal Serbia, Republic of Sierra Leone United Republic of Tanzania Uganda Viet Nam Zambia
<b>Codex Committee on Contaminants in Foods, 26-30 April 2010, Izmir, Turkey</b> Côte D'Ivoire Ghana Guinea Kenya Madagascar Nigeria Pakistan Senegal Sudan United Republic of Tanzania Viet Nam Zambia
<b>Codex Committee on Food Labelling, 3-7 May 2010, Quebec City, Canada</b> Cambodia Cameroon Fiji Guinea Guinea-Bissau Kenya Liberia Maldives, Republic of Mali Mauritania Mozambique Nepal Nicaragua

<p>Nigeria Papua New Guinea Saint Lucia Samoa Viet Nam</p>
<p><b>Codex Alimentarius Commission, 5-9 July 2010, Geneva, Switzerland</b></p> <p>Angola Armenia Benin Bhutan Botswana Burkina Faso Burundi Cameroon Central African Republic Côte D'Ivoire Democratic Republic of Congo Democratic People's Republic of Korea Eritrea Ethiopia Georgia Ghana Guinea India Indonesia Lao Peoples Democratic Republic Lesotho Maldives, Republic of Mali Mauritania Nicaragua Niger Papua New Guinea Rwanda Samoa Sri Lanka Swaziland Tajikistan Togo Tonga Uganda Uzbekistan Vanuatu Zimbabwe</p>
<p><b>Codex Committee on Residues of Veterinary Drugs in Foods, 30 August-3 September 2010, United States</b></p> <p>Belize Bosnia Herzegovina Botswana Cameroon Comoros Haiti Indonesia Libyan Arab Jamahiriya Madagascar Malawi Mali Mauritania Papua New Guinea Tajikistan Togo Zimbabwe</p>
<p><b>FAO/WHO Coordinating Committee for North America and South West Pacific, 28 September- 1 October</b></p>

<p><b>2010, Tonga</b>  Cook Islands  Fiji  Kiribati  Micronesia, Federated States of  Papua New Guinea  Samoa  Solomon Islands  Vanuatu</p>
<p><b>FAO/WHO Coordinating Committee for Europe, 5-8 October 2010, Warsaw, Poland</b>  Albania  Armenia  Bosnia Hezegovina  Bulgaria  Czech Republic  Georgia  Kazakhstan  The Former Yugoslav Republic of Macedonia  Moldova, Republic of  Montenegro  Romania  Serbia  Tajikistan  Turkey  Uzbekistan</p>
<p><b>Codex Intergovernmental Task Force on Antimicrobial Resistance, 18-22 October 2010, Republic of Korea</b>  Burundi  Myanmar</p>
<p><b>Codex Committee on Processed Fruits and Vegetables, 25-29 October 2010, Indonesia</b>  Belize  Cambodia  Ethiopia  Kenya  Saint Kitts And Nevis  Turkey</p>
<p><b>Codex Committee on Nutrition and Foods for Special Dietary Uses, 1- 5 November 2010, Chile</b>  Bulgaria  Comoros  Ethiopia  Ghana  Malawi  Saint Kitts And Nevis  Zimbabwe</p>
<p><b>FAO/WHO Coordinating Committee for Latin America and the Caribbean, 8-12 November 2010, Mexico</b>  Belize  Nicaragua</p>
<p><b>FAO/WHO Coordinating Committee for Asia, 22-26 November 2010, Indonesia</b>  Bangladesh  Bhutan  Cambodia  China  Democratic People's Republic of Korea  India  Indonesia  Lao Peoples Democratic Republic  Maldives, Republic of  Mongolia  Myanmar  Nepal  Pakistan</p>

Philippines Thailand Viet Nam
<b>Codex Committee on Food Hygiene, 29 November - 3 December 2010, Uganda</b> Belize Benin Burkina Faso Democratic Republic of Congo Eritrea Ethiopia Gambia Guinea-Bissau Guinea Haiti Indonesia Kenya Liberia Malawi Mali Mauritania Mongolia Rwanda Senegal Sierra Leone Solomon Islands Sudan Swaziland Tajikistan Tonga Viet Nam Zambia Zimbabwe

**PART 2**

**FAO/WHO PROJECT AND FUND FOR  
ENHANCED PARTICIPATION IN CODEX**

**14<sup>th</sup> Progress Report  
(January-June 2011)**

**A. INTRODUCTION**

This is the Fourteenth Progress Report of the FAO/WHO Project and Fund for Enhanced Participation in Codex (Codex Trust Fund). It covers activities for the first six months of 2011 and follows on from the information contained in the 2010 Annual Report.

**B. TECHNICAL SECTION****2011 Applications and Support to Objective 1 - Widening Participation in Codex**

Countries eligible for support from the Codex Trust Fund are required to submit a yearly application form which is due on 31 October of each calendar year. The list of eligible countries and the update of country sub-groupings for 2011 support appears in Annex A.

As in the past, the "Call for Applications" for support in 2011 was made widely available in September 2010 using the following channels: Codex e-mail lists; WHO and FAO regional and country offices; WHO, FAO, Codex Secretariat and Codex Trust Fund websites; WHO and FAO newsletters. The Codex Trust Fund also did a direct electronic send-out to all Codex Contact Points in Codex Trust Fund eligible countries with a copy to the relevant FAO and WHO country office.

Applications were received from a total of 83 countries.

The 26 countries who are no longer eligible for support in 2011 are as follows (according to the matched funding status table appearing below):

- "Graduates" from Group 1A: Bhutan, Burundi, Haiti, Lao, Mali, Nepal, Niger, Sudan, Togo, Uganda, Tanzania, Zambia,
- "Graduates" from Group 1B: Ghana, Viet Nam, Zimbabwe.
- "Graduates" from Group 2: Belize, Fiji, India, Indonesia, Mongolia, Nicaragua, Papua New Guinea, Tonga.
- "Graduates" from Group 3a: Lebanon, Swaziland
- "Graduates" from Group 3b: Turkey

**Matched Funding Status Table**

Country Group	Year							
	1	2	3	4	5	6	7	8
1	0%	0%	0%	0%	0%	50%	50%	100%
2	0%	0%	0%	50%	50%	100%		
3a	0%	50%	50%	50%	100%			
3b	0%	50%	50%	100%				

Those submitting an application who qualify for an extra year of support at 50% as small island developing states (population below 1 million): Dominica, Saint Lucia, Samoa, Solomon Islands, Vanuatu

## Quality assurance for the application process

As in the past, and in order to ensure compliance with application procedures and quality of applications received, all applications from eligible countries were reviewed and assessed against the following criteria:

- Country member of Codex
- Country eligible for CTF funding
- Application submitted by CCP
- Valid meetings prioritized
- Rationale given for priority meetings chosen
- Application fully completed with all signatures of designated participants
- Evidence of coordination between government ministries around application process with signatures of all those involved
- Evidence of involvement of FAO and/or WHO with signature(s) as appropriate

As part of the ongoing review process, all applications not responding to one or more of the above criteria were the object of communication with WHO regional office focal points and/or CCPs for follow up and revision of the application. No countries will be supported in 2011 until a fully completed and satisfactory application is on file with the Codex Trust Fund.

As has been done in past years, all requests for assistance other than participation at meetings (Box 8) was compiled in a table and is being discussed with FAO and WHO headquarters and regional offices for possible approaches to meeting these requests through e.g. technical cooperation programmes; regional, sub-regional and national trainings; workshops... in the first instance. Subsequent to this discussion, the CTF will communicate individually with all concerned countries regarding the outcome of their Box 8 request. Most countries continue to choose to use their application for full support for physical participation. Box 8 was filled in on 21 out of 56 applications received from eligible countries.

Below is the breakdown of the 56 countries who submitted an application and are eligible for support in 2011:

- 27 countries from Group 1a;
- 5 countries from Group 1b;
- 11 countries from Group 2;
- 3 countries from Group 3a;
- 10 countries from Group 3b

Breakdown of applications received according to Codex region is as follows:

**Table 1 - Breakdown of applications received for support in 2011 by Codex Region**

<b>Codex Region</b>	<b>No. of countries eligible</b>	<b>No. of applications received</b>	<b>% of eligible countries applying</b>
Africa	36	27	75%
Asia	11	6	55%
Europe	19	13	68%
Latin America & the Caribbean	8	4	50%
Near East	5	2	40%
South West Pacific	6	4	67%
<b>Total for 2011</b>	<b>85</b>	<b>56</b>	<b>66%</b>

Given the number of applications received from different country sub-groupings, and the liquidity forecast for 2011, at its 17<sup>th</sup> meeting held by teleconference on 8 December 2010, the Consultative Group for the Codex Trust Fund determined the level of support to be offered in 2011 as follows:

- Group 1a 6 meetings
- Group 1b 5 meetings
- Group 2 5 meetings
- Group 3a 3 meetings
- Group 3b 2 meetings

## 2011 Meeting Participation

For the period January to December 2011, it is expected that approximately 270 delegates from 56 countries will be supported to attend 14 Codex meetings and task forces. The breakdown of participants is expected to be: 69% from least developed and other lower income countries; 20% from lower middle income countries; and 10% from upper middle income countries. Annex B provides details of countries who have been supported by the Codex Trust Fund to attend Codex meetings in 2011 that were prioritized on their application (includes attendance at Codex meetings between 1 January and 15 April 2011. A full report on attendance for the calendar year 2011 will be given in the Annual Report 2011).

## Support to Objective 2 - Codex Trust Fund supported Codex training in 2011

The Codex Trust Fund provided support for 60 participants to attend the FAO/WHO workshop on "Implementing Codex Standards - What does it entail?" held on 31 January 2011 in Accra, Ghana immediately prior to the 19<sup>th</sup> Session of the FAO/WHO Coordinating Committee for Africa (Accra, Ghana, 1-4 February 2011). The objective of the workshop was to increase participant's understanding of the process leading to the effective implementation of Codex standards and related texts at national level. The workshop used practical examples to highlight the experiences of selected African countries in supporting the implementation of relevant Codex hygiene codes and standards by food chain operators in the fresh fruit and vegetable sector, and small scale food processing sector.

Based on decisions of the Consultative Group for the Trust Fund at its 18<sup>th</sup> meeting held by teleconference on 27 January 2011, the following FAO/WHO Codex capacity building activities are planned for support by the Codex Trust Fund in 2011:

- Codex European region - Sub-regional 2.5 day training course for 6 Balkan countries on the role of Codex standards in international trade (Durrës, Albania, 6-8 September 2011).
- Codex North America and Southwest Pacific region
  - Regional 2 day workshop to review progress made on risk-based imported food control and strengthen capacity to develop risk-based imported food control systems, utilising Codex Standards. (Date and location to be determined).
  - Regional study/synthesis of best practices on national Codex programmes in the region with the aim of providing guidance on possible options for enhancing the functionality of Codex systems in countries.
- Codex Asian region - Possibility of extending NASWP 2 day workshop above to include Codex Trust Fund eligible countries in the Codex Asian region is being considered.
- Codex African region
  - Sub-regional workshop for CTF eligible countries of the West African Monetary Union on understanding and applying Codex guidelines on risk analysis for prioritizing Codex work (second half of 2011, date and location to be determined).

- Sub-regional workshop for CTF eligible countries of the East African Community on food standards harmonization (second half of 2011, date and location to be determined).
- Codex Near East region
  - Regional 2 day workshop on "Promoting Maximum and Effective Participation of Codex Members" will address: initiating new work in Codex; shelf life determination and date marking; needs assessment for maximum and effective participation of the region in Codex work and development of an action plan (Tunisia, postponed from May 2011. New date to be determined).
  - Sub-regional workshop to provide basic Codex training for Somalia and Djibouti aimed at giving key government officers from the two countries (and including all three regions in Somalia) an understanding of the purpose, functioning and outcomes of Codex work to prepare them for future active participation in Codex work (Djibouti, 4-8 September 2011).

### **Support to Objective 3 - Enhancing scientific and technical participation of developing countries in Codex**

#### ***Seminars on contributing to the risk analysis process in Codex***

In 2011 the Codex Trust Fund will continue to support seminars organized by FAO and WHO aimed at increasing the understanding of risk assessment and the Codex risk analysis process, expectations of member states and how countries can contribute to this process. These workshops are seen as one way to help enhance the scientific and technical input of developing countries and countries with economies in transition in Codex.

#### ***Scientific data on issues of importance to developing countries***

One issue of particular importance to developing countries who are major producers, consumers and/or exporters of sorghum is the risk to human health from mycotoxins in sorghum. This issue has been under discussion at the Codex Committee on Contaminants in Food since its second session in 2008 using electronic working groups and discussion papers (see background in the 13<sup>th</sup> Progress Report of the Codex Trust Fund). At the 6<sup>th</sup> Session of the Codex Committee on Contaminants in Food one of the recommendations made by the electronic working group concerned more data and research on the occurrence of mycotoxins in sorghum.

In light of these discussions and the lack of data from developing countries to assess the possible importance of developing a Codex standard, a contribution was made available to the Codex Trust Fund from the European Commission to support the conduct of surveys of mycotoxins in sorghum to determine the mycotoxin producing fungi that are present in different varieties of sorghum, the types of mycotoxins and their levels of contamination. FAO and WHO are currently collaborating on the project preparations to undertake these surveys in four African countries. It is expected that the surveys in countries will get underway in late 2011-early 2012.

Other possible areas of support to Codex Trust Fund Objective 3 are currently under discussion by the CGTF.

### **Progression through the Codex Trust Fund - meeting the matched funding requirement**

Thirty-seven (37) countries are on 50% matched funding status in 2011; 28 of them are from Group 1a (least developed) and Group 1b (low income and low or medium human development).

Table 2 below provides the progression of countries who have graduated in 2011 through the matched funding status (years where 50% shows) to full graduation (year where 100% shows indicating that the country is expected to be fully self-supporting).



**Table 2**  
**Progression in matched funding status of 2011 graduates**  
**of the Codex Trust Fund**

0% = year fully supported by the Codex Trust Fund  
 50% = year country was on 50% matched funding status  
 100% = year country was expected to be fully self-supporting  
 NA = no attendance supported by the Codex Trust Fund in the calendar year therefore year does not count in matched funding progress

Country (Graduate)	2004	2005	2006	2007	2008	2009	2010	2011
Belize	0%	NA	NA	NA	50%	50%	50%	100%
Bhutan	0%	0%	0%	0%	0%	50%	50%	100%
Burundi	0%	0%	0%	0%	0%	50%	50%	100%
Fiji*	NA	0%	0%	0%	50%	50%	50%	100%
Ghana	0%	0%	0%	0%	0%	50%	50%	100%
Haiti	0%	0%	0%	0%	0%	50%	50%	100%
India	0%	0%	0%	0%	0%	50%	50%	100%
Indonesia	0%	0%	0%	0%	0%	50%	50%	100%
Lao People's Democratic Republic	0%	0%	0%	0%	0%	50%	50%	100%
Lebanon	NA	0%	NA	50%	NA	50%	50%	100%
Mali	0%	0%	0%	0%	0%	50%	50%	100%
Mongolia	0%	0%	0%	0%	0%	50%	50%	100%
Nepal	0%	0%	0%	0%	0%	50%	50%	100%
Nicaragua	0%	0%	0%	0%	0%	50%	50%	100%
Niger	0%	0%	0%	0%	0%	50%	50%	100%
Papua New Guinea	0%	0%	0%	0%	0%	50%	50%	100%
Sudan	0%	0%	0%	0%	0%	50%	50%	100%
Swaziland	NA	0%	NA	0%	0%	50%	50%	100%
Togo	0%	0%	0%	0%	0%	50%	50%	100%
Tonga*	0%	0%	0%	50%	NA	50%	50%	100%
Turkey	NA	0%	0%	NA	0%	50%	50%	100%
Uganda	0%	0%	0%	0%	0%	50%	50%	100%
United Republic of Tanzania	0%	0%	0%	0%	0%	50%	50%	100%
Viet Nam	0%	0%	0%	0%	0%	50%	50%	100%
Zambia	0%	0%	0%	0%	0%	50%	50%	100%
Zimbabwe	0%	0%	0%	0%	0%	50%	50%	100%

\* Fiji and Tonga received support for one extra year as Small Island Developing States with less than 1 million population.

As in past years, and in order to track the sustainability of participation of Codex Trust Fund eligible countries after graduation, the Codex Trust Fund Secretariat continues to report on how countries which have graduated from the Codex Trust Fund were able to meet their matched funding requirement when they were on 50% status, as well as tracking whether the graduate countries were able to sustain participation in Codex after graduation by indicating the number of participations in each relevant calendar year.

**Table 3**  
**Codex Trust graduates sustaining participation in Codex**  
**(up to 31 December 2010)**

number below each year denote number of country participations supported by sources other than the Codex Trust Fund  
 0% = year fully supported by the Codex Trust Fund  
 50% = year country was on 50% matched funding status  
 100% = year country was expected to be fully self-supporting  
 NA = no attendance supported by the Codex Trust Fund in the calendar year therefore year does not count in matched funding progress

Country	2004	2005	2006	2007	2008	2009	2010
Antigua and Barbuda	NA	0%	50%	50%	100%	100%	100%
			2	0	0	0	1
Argentina	NA	0%	50%	50%	100%	100%	100%
			47	31	24	23	22
Bolivia	0%	0%	0%	50%	50%	100%	100%
				2	1	2	4
Chile	0%	50%	NA	50%	100%	100%	100%
		25		16	20	29	44
Colombia	0%	0%	0%	50%	50%	100%	100%
				5	4	10	13
Cook Islands	0%	0%	0%	50%	50%	50%	100%
				0	0	0	0
Costa Rica	0%	50%	50%	100%	100%	100%	100%
		14	16	17	18	15	17
Croatia	NA	NA	0%	50%	50%	100%	100%
				3	3	6	5
Cuba	0%	0%	0%	50%	50%	100%	100%
				17	27	11	13
Dominican Republic	0%	0%	0%	50%	50%	100%	100%
				5	6	7	5
Ecuador	0%	0%	0%	50%	50%	100%	100%
				4	6	3	2
Egypt	NA	0%	0%	0%	50%	50%	100%
					45	27	18
El Salvador	0%	0%	0%	50%	50%	100%	100%
				1	4	1	0
Guatemala	0%	0%	0%	50%	50%	100%	100%
				6	11	8	5
Guyana	NA	0%	0%	0%	50%	50%	100%
					0	0	0
Honduras	NA	0%	0%	0%	50%	50%	100%
					1	3	2
Iran, Islamic Republic of	0%	0%	0%	50%	50%	100%	100%
				13	22	14	9
Jamaica	0%	NA	0%	0%	50%	50%	100%
					5	2	2
Lithuania	0%	50%	50%	100%	100%	100%	100%
		6	6	7	5	2	0
Mexico	NA	0%	50%	50%	100%	100%	100%
			67	46	64	29	56
Morocco	0%	0%	0%	50%	50%	100%	100%
				40	24	44	32
Panama	0%	50%	50%	100%	100%	100%	100%
		3	5	4	8	4	16
Paraguay	0%	0%	0%	50%	50%	100%	100%
				15	15	14	6

Peru	0%	0%	0%	50%	50%	100%	100%
				1	3	8	9
Philippines	NA	0%	0%	0%	50%	50%	100%
					16	40	30
Poland	0%	50%	50%	100%	100%	100%	100%
		19	14	19	13	9	17
Seychelles	NA	0%	50%	50%	100%	100%	100%
			0	0	0	0	0
Syrian Arab Republic	0%	NA	0%	0%	50%	50%	100%
				2	3	2	7
Tunisia	0%	0%	0%	50%	50%	100%	100%
				15	10	21	12
Uruguay	0%	NA	50%	50%	100%	100%	100%
			2	3	2	11	13

## Monitoring and Evaluation

The Annual Report 2010 gives information on the outcomes of consideration of the Mid-term Review by the CCEXEC, CAC and Regional Coordinating Committees in 2010. The key questions for feedback from Regional Coordinating Committees will be considered at the 6<sup>th</sup> Session of the Regional Coordinating Committee for Near East (Hammamet, Tunisia, 23-27 May 2011).

On 29 March 2011 the Consultative Group for the Trust Fund held its 19<sup>th</sup> meeting which was dedicated to looking at options for strategic re-positioning of the Codex Trust Fund in light of the recommendations of the Mid-term Review and feedback from the CCEXEC, CAC and Regional Coordinating Committees. The FAO/WHO Management Response to the recommendations of the Mid-term Review will be made available to the 65<sup>th</sup> Session of the Executive Committee of the Codex Alimentarius Commission and 34<sup>th</sup> Session of the Codex Alimentarius Commission. Based on deliberations of the Consultative Group for the Trust Fund, the Codex Trust Fund Secretariat will also make available options for the strategic re-positioning of the Codex Trust Fund with regard to the three objectives of the Trust Fund<sup>11</sup>.

Also in light of the recommendations of the Mid-term Review and recent meetings of the Consultative Group of the Trust Fund, the monitoring and evaluation framework will be revised to capture where the Codex Trust Fund should be by the end of its lifespan, as well as new emphasis that will be given to Objectives 2 and 3.

## C. FINANCIAL SECTION

### 2011 Financial Projections

The balance of funds carried forward to 2011 was US\$ 1,688,700. Contributions that have been recorded as received in WHO between 1 January-30 March, as well as contributions expected between April and December 2011 appear in Table 4 below.

<sup>11</sup> Objective 1 - Widening participation in Codex  
Objective 2 - Strengthening overall participation in Codex  
Objective 3 - Enhancing scientific/technical participation in Codex

**Table 4**  
**Codex Trust Fund**  
**Contributions received as at 30 March 2011 and expected April to December 2011**

<b>Donor</b>	<b>Amount expected/received (in contribution currency)</b>	<b>Amount expected/received (in US\$)</b>	<b>Agreement period</b>
<b>Germany</b>	€0,000	65,445	2010
<b>New Zealand</b>	US \$30,000	30,000	2011
<b>Netherlands</b>	US \$588,235	588,235	2 <sup>nd</sup> payment on 2009-2012
<b>Netherlands</b>	US \$588,235	588,235	3 <sup>rd</sup> payment on 2009-2012
<b>United States</b>	US \$272,695	272,695	2010-2011
<b>Japan (MOH)</b>	US \$50,000	50,000	2011
<b>Sweden</b>	SEK 5,000,000	720,950	3 <sup>rd</sup> payment on 2009-2013
<b>Canada</b>	CDN \$150,000	152,786	2010-2011
<b>EC</b>	€225,000	285,896	2 <sup>nd</sup> payment on 2011-2013
<b>EC</b>	€280,000	355,781	2 <sup>nd</sup> payment on 2011-2013 mycotoxins-sorghum surveys
<b>Malaysia</b>	US\$ 10,000	10,000	2011 contribution
<b>Total approximate funds expected</b>		<b>US \$3,120,023</b>	

This carryover to 2011, together with the recorded and expected contributions in the table above will total approximately US\$ 4,808,723<sup>12</sup>.

The provisional budget for the Codex Trust Fund for 2011, agreed by the Consultative Group for the Trust Fund at its 17<sup>th</sup> meeting held by teleconference on 8 December 2010, was established at \$2.5 million. It is expected that this sum will allow for support to:

- 1) Approximately 270 participants from 56 countries to attend 14 Codex meetings, task forces and working groups (Codex Trust Fund expected output 1 - widening participation in Codex);
- 2) Eight Codex training activities at inter-regional, regional and sub-regional levels (Codex Trust Fund expected output 2 - strengthening participation in Codex);
- 3) Initiation of data surveys on mycotoxins in sorghum in developing countries and seminars on contributing to the risk analysis process in Codex aimed at enhancing the scientific and technical input of developing countries and countries with economies in transition (Codex Trust Fund expected output 3 - enhancing scientific and technical input to Codex);
- 4) Staff and administration costs of the Codex Trust Secretariat;
- 5) Costs related to the monitoring and evaluation of the Codex Trust Fund.

<sup>12</sup> Includes multi-year agreements where contributions are scheduled for receipt in 2011 but funds to be used over multiple years.

## Annex A

## GROUPING OF ELIGIBLE COUNTRIES - 2011 SUPPORT

## 85 countries

Côte d'Ivoire, Equatorial Guinea, Maldives, Nigeria, and Pakistan moved to Group 2 (due to lower middle income status). Namibia moved to Group 3A (due to upper middle income status). Algeria, Bosnia Herzegovina, Dominica, Grenada, Kazakhstan, Republic of Serbia, The Former Yugoslav Republic of Macedonia and Venezuela moved to Group 3 (due to high human development status). New members: Republic of Azerbaijan and Republic of Nauru added to Group 2.

## GROUP 1

<b>Group 1A – Least Developed Countries (LDC)</b> <i>As listed by the Least Developed Countries Report 2010 (UNCTAD)</i>	<b>Group 1B – Other Low Income Countries (LIC)</b> <i>Listed as LIC by the World Development Report 2010 (World Bank) and Low Human Development or Medium Human Development by the Human Development Report 2010 (UNDP).</i>
<b>Africa</b> Angola Benin Burkina Faso Central African Republic Chad Comoros Democratic Republic of the Congo Djibouti Eritrea Ethiopia Gambia Guinea Guinea-Bissau Lesotho Liberia Madagascar Malawi Mauritania Mozambique Rwanda Sao Tome and Principe Senegal Sierra Leone Somalia	<b>Africa</b> Kenya
<b>Asia</b> Afghanistan Bangladesh Cambodia Myanmar	<b>Asia</b> Democratic People's Republic of Korea
<b>Europe</b>	<b>Europe</b> Kyrgyzstan Tajikistan Uzbekistan
<b>Near East</b> Yemen	
<b>South-West Pacific</b> Kiribati	

Samoa Solomon Islands Vanuatu	
<b>33 countries</b>	<b>5 countries</b>

**GROUP 2**

*Countries listed as Lower Middle income Countries (LMC) by the World Development Report 2010 (World Bank) and Medium Human Development (MHD) or High Human Development (HHD) by the Human Development Report 2010 (UNDP).*

<b>Africa</b> Cameroon Cape Verde Congo, Republic of Côte d'Ivoire Equatorial Guinea Nigeria	<b>Asia</b> China Maldives Pakistan Sri Lanka Thailand
<b>Europe</b> Albania Armenia Azerbaijan, Republic of Georgia Moldova, Republic of Ukraine	<b>Near East</b> Iraq Jordan
<b>South-West Pacific</b> Micronesia, Federated States of Nauru, Republic of	
<b>21 countries</b>	

**GROUP 3**

<b>Group 3A</b> <i>Countries listed as Upper Middle income Countries (UMC) in the World Development Report 2010 (World Bank) and Medium Human Development (MHD) in the Human Development Report 2010 (UNDP).</i>	<b>Group 3B</b> <i>Countries listed as Upper Middle income Countries (UMC) in the World Development Report 2010 (World Bank) and High Human Development (HHD) in the Human Development Report 2010 (UNDP).</i>
---	---

<b>Africa</b> Botswana Gabon Namibia South Africa	<b>Africa</b> Mauritius
	<b>Asia</b> Malaysia
	<b>Europe</b> Belarus Bosnia Herzegovina Bulgaria Kazakhstan Latvia Montenegro Republic of Serbia Romania Russian Federation The Former Yugoslav Republic of Macedonia
<b>Latin America and the Caribbean</b>	<b>Latin America and the Caribbean</b>

Saint Lucia Saint Vincent and the Grenadines Suriname	Brazil Dominica Grenada Saint Kitts and Nevis Venezuela
	<b>Near East</b> Algeria Libyan Arab Jamahiriya
<b>7 countries</b>	<b>19 countries</b>

**"Graduates" of the Codex Trust Fund<sup>13</sup>**

<b>2011 (26 Graduates)</b>	Belize, Bhutan, Burundi, Fiji, Ghana, Haiti, India, Indonesia, Lao People's Democratic Republic, Lebanon, Mali, Mongolia, Nepal, Nicaragua, Niger, Papua New Guinea, Sudan, Swaziland, Togo, Tonga, Turkey, Uganda, United Republic of Tanzania, VietNam, Zambia, Zimbabwe
<b>2010 (7 Graduates)</b>	Egypt, Guyana, Honduras, Jamaica, Philippines, Syrian Arab Republic, Cook Islands
<b>2009 (13 Graduates)</b>	Bolivia, Colombia, Croatia, Cuba, Dominican Republic, Ecuador, El Salvador, Guatemala, Iran, Morocco, Paraguay, Peru, Tunisia
<b>2008 (6 Graduates)</b>	Antigua and Barbuda, Argentina, Chile, Mexico, Seychelles, Uruguay
<b>2007 (4 Graduates)</b>	Costa Rica, Lithuania, Panama, Poland

<sup>13</sup> According to the matched funding requirements established at the inception of the Codex Trust Fund (see [http://www.who.int/foodsafety/codex/en/proj\\_doc\\_e.pdf](http://www.who.int/foodsafety/codex/en/proj_doc_e.pdf)) a gradual increase in the financial participation of countries will take place as the countries move through the life cycle of Codex Trust Fund support.

## Annex B

### Countries supported to Codex meetings in 2011

Up till 31<sup>st</sup> CCFPP

<p><b>19<sup>th</sup> Session FAO/WHO Coordinating Committee for Africa, Accra, Ghana, 1-4 February 2011</b></p> <p>Angola Benin Botswana Burkina Faso Burundi Cameroon Central African Republic Comoros Côte D'Ivoire Democratic Republic of Congo Djibouti Ethiopia Gabon Guinea-Bissau Guinea Conakry Kenya Lesotho Malawi Mali Mauritania Niger Nigeria Senegal Swaziland United Republic of Tanzania Togo Uganda Zambia Zimbabwe</p>
<p><b>22<sup>nd</sup> Session Codex Committee on Fats and Oils, Penang, Malaysia, 21-25 February 2011</b></p> <p>Myanmar Uzbekistan</p>
<p><b>32<sup>nd</sup> Session Codex Committee on Methods of Analysis and Sampling, Budapest, Hungary, 7-11 March 2011</b></p> <p>Angola Armenia Central African Republic Tajikistan</p>
<p><b>43<sup>rd</sup> Session Codex Committee on Food Additives, Xiamen, Fujian Province, China, 14-18 March 2011</b></p> <p>Cameroon Côte d'Ivoire Democratic Republic of the Congo Democratic People's Republic of Korea Kenya Madagascar Myanmar Serbia, Republic of</p>
<p><b>5<sup>th</sup> Session Codex Committee on Contaminants in Foods, The Hague, Netherlands, 21-25 March 2011</b></p> <p>Cambodia Cameroon Côte d'Ivoire</p>



Ethiopia Kenya Senegal
<b>43<sup>rd</sup> Session Codex Committee on Pesticide Residues, Beijing, China, 4-9 April 2011</b> Angola Benin Democratic People's Republic of Korea Democratic Republic of the Congo Ethiopia Maldives, Republic of Mozambique Myanmar Rwanda Samoa Sierra Leone
<b>31<sup>st</sup> Session Codex Committee on Fish and Fishery Products, Tromso, Norway, 11-16 April, 2011</b> Angola Eritrea Maldives, Republic of Pakistan Sierra Leone Solomon Islands Sri Lanka