

BUPROFEZIN (173)

First draft prepared by T. van der Velde-Koerts, Centre for Substances and Integrated Risk Assessment, National Institute of Public Health and the Environment, The Netherlands

EXPLANATION

The insecticide buprofezin was evaluated by JMPR 1991 (T, R), 1995 (R), and 1999 (R). The residue evaluation was scheduled for the 2009 JMPR by the 39th Session of the CCPR (ALINORM 07/30/24 rev.1), but it was moved to the 2008 JMPR, together with the toxicological review for periodic re-evaluation.

The manufacturer supplied information on identity, metabolism, storage stability, residue analysis, use pattern, residues resulting from supervised trials on oranges, mandarins, grapes, cucumbers and tomatoes, fate of residue during processing and livestock feeding studies. In addition, Australia supplied information through a letter of access on residue analysis, use pattern, residues resulting from supervised trials on oranges, mandarins, lemons, apples, pears, grapes, persimmons, custard apples, mangoes, cucumbers, eggplants and tomatoes. Furthermore, Japan supplied information on use pattern.

IDENTITY

ISO common name: buprofezin

Chemical name

IUPAC: 2-tert-butylimino-3-isopropyl-5-phenyl-1,3,5-thiadiazinan-4-one

CA (Z)-2-[(1,1-dimethylethyl)imino]tetrahydro-3-(1-methylethyl)-5-phenyl-4H-1,3,5-thiadiazin-4-one

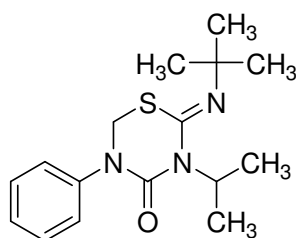
CAS Registry No: 953030-84-7 (new)
69327-76-0 (old)

CIPAC No: 681

Synonyms and trade names: APPLAUD®, NNI-750, ST-29285, MRD-92-263

Structural formula: confirmed by UV-VIS [Husband, 1995, PC-1019]

X-ray crystal structure analysis and 400 MHz ¹H-NMR in DMSO-d₆ indicated that buprofezin consists of the Z-isomer exclusively (both in solid and in dissolved state); there is no evidence for the existence of an E-isomer [Toriumi, 2007, PC-1088, Motoba, 2007, PC-1092, Nihon Nohyaku, 2007, S-1014]. Isomerisation from Z to E isomer is extremely unlikely. It is assumed that huge steric hindrance between the i-propyl and t-butyl imino moieties on the thiadiazinane ring determines the exclusive presence of the Z isomer.



Molecular formula $C_{16}H_{23}N_3OS$

Molecular weight: 305.44

PHYSICAL AND CHEMICAL PROPERTIES

Pure active ingredient

| Property | Result | References | Guidelines/method |
|---|---|---|---|
| Minimum purity: | 99.9% | - | - |
| Appearance: | purity 99.9% at 20 °C, powdery solid, Munsell colour 3.0Y 9.5/1 pungent, sulfurous odour | Campbell and MacLean, 1993, [PC-1003] | ASTM method D 1535-89 |
| Vapour pressure: | purity 99.6% 4.2×10^{-5} Pa at 20 °C (interpolated from measurements at 21, 26, 35, 46, 51 °C) | Husband, 1995, [PC-1019] | OECD 104; EC method A4 gas saturation method |
| Melting/ freezing point: | purity 99.9% 104.6-105.6 °C | Campbell and MacLean, 1993, [PC-1003] | OECD 102 metal block method |
| Octanol/ water partition coefficient: | purity 99.9% $\log K_{ow} > 3.7$ in water at 21 °C | Campbell and MacLean, 1993, [PC-1003] | OECD 107 shake flask method |
| | purity 99.6% $\log K_{ow} = 3.52$ at pH 4 (10 mM sodium citrate) $\log K_{ow} = 4.93$ at pH 7 (10 mM sodium phosphate) $\log K_{ow} = 5.05$ at pH 9 (10 mM sodium borate) | Ihara, 2006, [PC-1091] | OECD 107 shake flask method |
| Solubility: | purity 99.7%, at 25 °C 1.75 mg/L at pH 5 (0.05 M K/Na phthalate) 0.458 mg/L at pH 7 (0.05 M K/Na phosphate) 0.463 mg/L at pH 9 (0.05 M K/Na borate) | Hori, 1991, [E-1010] | OECD 105 column elution method |
| | purity 99.9% 25.1 mg/mL in n-octanol 17.9 mg/mL in n-heptane 336.2 mg/mL in toluene; 586.9 mg/mL in dichloromethane 86.6 mg/mL in methanol 253.4 mg/mL in acetone 240.8 mg/mL in ethyl acetate at unstated °C | Campbell and MacLean, 1993, [PC-1003] | OECD 116 |
| Relative density: | purity 99.9% | Campbell and | OECD 109, |

| Property | Result | References | Guidelines |
|------------|--|---------------------------------------|-----------------------|
| Stability: | stable: recovery 98.5% after 14 days at 54 °C recovery 99.5% after 28 days in artificial sunlight stable when mixed with Al, Fe, or Sn metal powder up to 200 °C in air or nitrogen atmosphere. | Campbell and MacLean, 1993, [PC-1003] | CIPAC method MT46.1.1 |

Formulations

Buprofezin end-use products are formulated as dry flowable powder (DF 700 g ai/kg), wettable powder (WP 120, 250, 500 g ai/kg), water dispersible granule (WG 500, 700 g ai/kg), emulsifiable concentrate (EC 100 gai/L), or as suspension concentrate (SC 100, 200, 250, 400, 430, 440 gai/L).

FAO specifications for technical and formulated buprofezin have not been published.

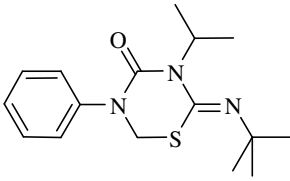
Abbreviations

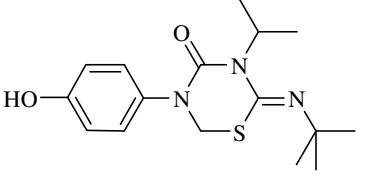
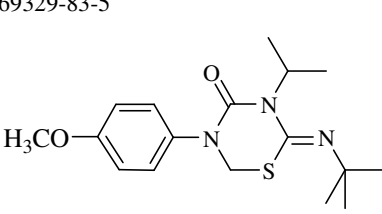
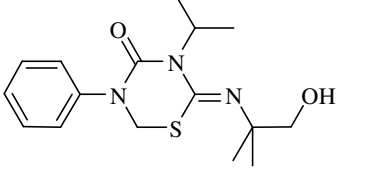
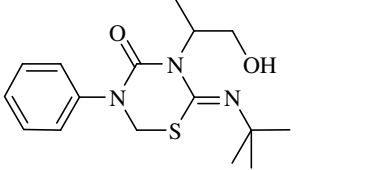
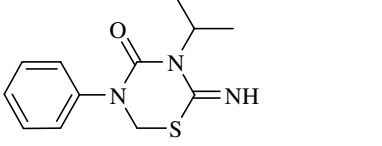
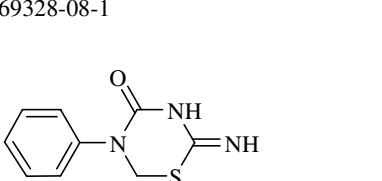
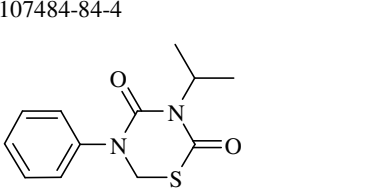
The following abbreviations are used throughout the review.

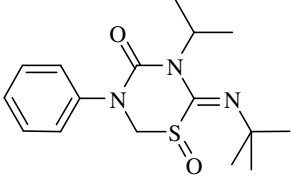
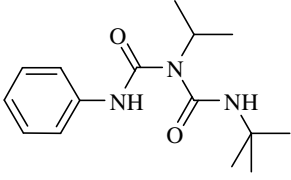
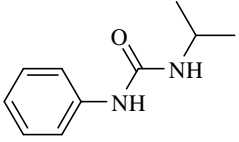
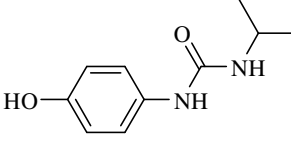
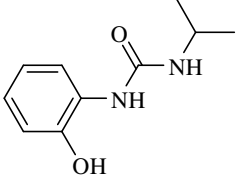
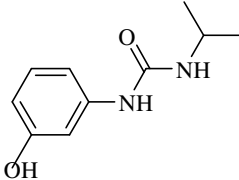
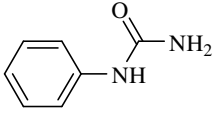
| Code | Full name |
|--------------------------------|--|
| ACN | acetonitrile |
| APCI | atmospheric pressure chemical ionisation (for MS detection) |
| μCi/mg | micro Curie per milligram |
| CEC | cation exchange capacity |
| DAT | days after (last) treatment |
| DCM | dichloromethane |
| DMF | dimethylformamide |
| DT ₅₀ | period required for 50% dissipation: 50% of the active substance has disappeared. Also called half-life. |
| 2D-TLC | two dimensional thin layer chromatography |
| EI | electron impact (ionisation technique for MS) |
| EtAc | ethyl acetate |
| EtOH | ethanol |
| GBq/mmol | giga Becquerel per millimole |
| GC-ECD | gas chromatography with electron capture detection |
| GC-MS | gas chromatography with mass spectrometric detection |
| GC-NPD | gas chromatography with nitrogen phosphorus specific detection, also called alkali-metal doped flame ionisation detection (alkali FID), or flame thermionic detection (FTD) or thermionic ionisation detection (TID) or thermionic specific detector (TSD) |
| GPC | gel permeation chromatography |
| HAc | acetic acid |
| HCl | hydrochloric acid |
| HPLC-MS | high performance liquid chromatography with mass spectrometric detection |
| HPLC-MS-MS | high performance liquid chromatography with tandem mass spectrometric detection |
| HPLC-UV | high performance liquid chromatography with spectrophotometric detection (at ultra violet wavelength) |
| H ₂ SO ₄ | sulfuric acid |

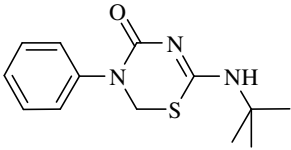
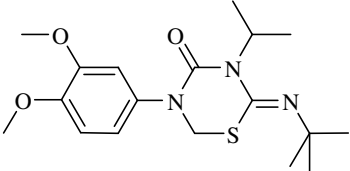
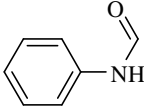

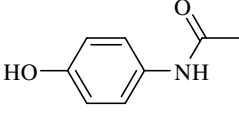
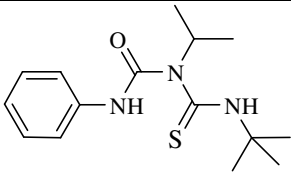
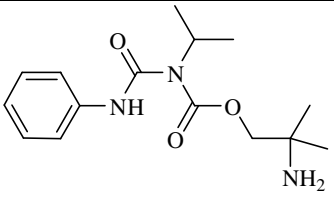
| | |
|----------------------------------|--|
| Code | Full name |
| KOH | potassium hydroxide |
| LSC | liquid scintillation counting of radioactivity |
| M | molar = mole/l |
| MBq/mmol | megaBecquerel per millimole |
| MBq/mg | megaBecquerel per milligram |
| MeOH | methanol |
| mg ai/kg bw/d | milligram active ingredient per kilogram bodyweight per day |
| mg ai/kg dw | milligram active ingredient per kilogram dry weight (usually feed or soil) |
| mg/kg eq | milligram per kg, expressed as active ingredient equivalents |
| MS | mass spectrometric or mass spectrometer |
| m/z | mass to charge ratio (mass unit for mass spectrometry) |
| NaCl | sodium chloride |
| NaOH | sodium hydroxide |
| Na ₂ SO ₄ | sodium sulfate |
| NCI | negative chemical ionisation (ionisation technique for MS) |
| NMR | nuclear magnetic resonance |
| r | correlation coefficient (in regression analysis) |
| r ² or R ² | coefficient of determination (in regression analysis) |
| RAC | raw agricultural commodity |
| RSD _r | precision under repeatability conditions (measurements within one day or one run) expressed as relative standard deviation (= coefficient of variation) |
| SPE | solid phase extraction |
| TAR | total applied radioactivity (crops) or total administered radioactivity (livestock) |
| TRR | total recovered radioactivity in specified plant part or animal part |
| UV-VIS | absorption spectrometry in ultraviolet and visible part of the spectrum |
| v/v | mixing of solvents on volume basis (e.g. 80:20 v/v = 80 ml : 20 ml = 80 ml + 20 ml) |
| w/w | mixing of solvents on weight basis (e.g. 80:20 w/w = 80 g : 20 g = 80 g + 20 g) |

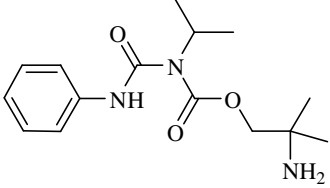
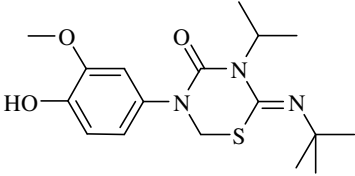
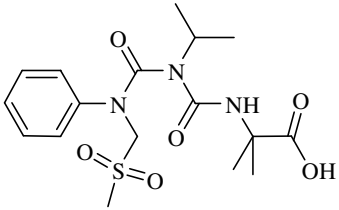
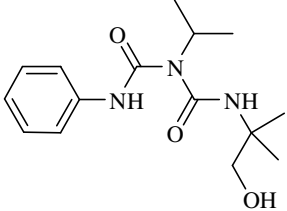
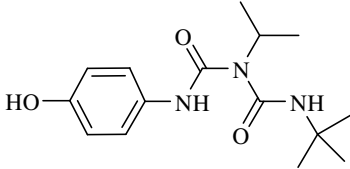
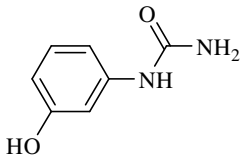
List of reference compounds used in various study reports

| Abbreviation* | CAS number and structural formula | Trivial and systematic chemical names Occurrence in metabolism studies |
|---------------|---|---|
| BF1 (A) | 69327-76-0  | buprofezin IUPAC: 2-tert-butylimino-3-isopropyl-5-phenyl-1,3,5-thiadiazin-4-one CA: (Z)-2-[(1,1-dimethylethyl)imino]tetrahydro-3-(1-methylethyl)-5-phenyl-4H-1,3,5-thiadiazin-4-one Rat, cattle, hen, tomato, lemon, lettuce, cotton, processing, hydrolysis in water, photolysis in water |
| BF2 (A-7) | 69329-95-9 | 4-hydroxybuprofezin p-hydroxybuprofezin CA: 2-[(1,1-dimethylethyl)imino]tetrahydro-5-(4- |

| Abbreviation* | CAS number and structural formula | Trivial and systematic chemical names Occurrence in metabolism studies |
|-----------------------|--|---|
| (B) |  | <p>hydroxyphenyl)-3-(1-methylethyl)-4H-1,3,5-thiadiazin-4-one</p> <p>IUPAC: 2-tert-butylimino-5-(4-hydroxyphenyl)-3-isopropyl-1,3,5-thiadiazin-4-one</p> <p>Rat, cattle, photolysis in water</p> |
| BF3 (A-8) |  | <p>4-methoxybuprofezin</p> <p>CA: 2-[(1,1-dimethylethyl)imino]tetrahydro-5-(4-methoxyphenyl)-3-(1-methylethyl)-4H-1,3,5-thiadiazin-4-one</p> <p>IUPAC: 2-tert-butylimino-3-isopropyl-5-(4-methoxyphenyl)-1,3,5-thiadiazin-4-one</p> <p>2-tert-butylimino-3-isopropyl-5-(4-methoxy-phenyl)-perhydro-1,3,5-thiadiazin-4-one</p> |
| BF4 |  | <p>tert-butylhydroxy-buprofezin</p> <p>IUPAC: 2-(2-hydroxy-1,1-dimethylethylimino)-3-isopropyl-5-phenyl-1,3,5-thiadiazin-4-one</p> <p>Rat</p> |
| BF5 |  | <p>IUPAC: 2-tert-butylimino-3-(2-hydroxy-1-methylethyl)-5-phenyl-1,3,5-thiadiazin-4-one</p> |
| BF7 |  | <p>IUPAC: 2-imino-3-isopropyl-5-phenyl-1,3,5-thiadiazin-4-one</p> |
| BF8 | <p>69328-08-1</p>  | <p>CA: tetrahydro-2-imino-5-phenyl-4H-1,3,5-thiadiazin-4-one</p> <p>IUPAC: 2-imino-5-phenyl-1,3,5-thiadiazin-4-one</p> |
| BF9 (A-11) | <p>107484-84-4</p>  | <p>reverse Schiff base</p> <p>dione metabolite</p> <p>CA: dihydro-3-(1-methylethyl)-5-phenyl-2H-1,3,5-thiadiazine-2,4(3H)-dione</p> <p>IUPAC: 3-isopropyl-5-phenyl-1,3,5-thiadiazin-2,4-dione</p> <p>Rat, hen, lemon, lettuce, cotton, photolysis in water</p> |
| BF10 (A-12) (E) | <p>107484-86-6</p> | <p>buprofezin sulfoxide</p> <p>CA: 2-[(1,1-dimethylethyl)imino]tetrahydro-3-(1-methylethyl)-5-phenyl-4H-1,3,5-thiadiazin-4-one 1-oxide</p> <p>IUPAC: 2-tert-butylimino-3-isopropyl-5-phenyl-1,3,5-</p> |

| Abbreviation* | CAS number and structural formula | Trivial and systematic chemical names Occurrence in metabolism studies |
|-----------------------|---|---|
| |  | thiadiazinan-4-one 1-oxide Rat, photolysis in water |
| BF11 (A-14) (F) | 107484-83-3  | Biuret, phenylbiuret CA: N-(1,1-dimethylethyl)-2-(1-methylethyl)-N'-phenylimidodicarbonic diamide IUPAC: 1-tert-butyl-3-isopropyl-5-phenylbiuret Rat, processing, hydrolysis in water at pH5, photolysis in water |
| BF12 (A-3) (G) | 19895-44-4  | isopropylphenylurea IPU CA: N-(1-methylethyl)-N'-phenylurea IUPAC: 1-isopropyl-3-phenylurea N-isopropyl-N'-phenylurea Rat, cattle, hen, lemon, lettuce, cotton, processing, hydrolysis in water at ph 5, photolysis in water |
| BF13 (H) | 23159-73-1  | 4-hydroxyisopropylphenylurea hydroxy-IPU CA: N-(4-hydroxyphenyl)-N'-(1-methylethyl)urea IUPAC: 1-(4-hydroxyphenyl)-3-isopropylurea Rat, cattle, hen |
| BF14 | 24918-69-2  | CA: N-(2-hydroxyphenyl)-N'-(1-methylethyl)urea IUPAC: 1-(2-hydroxyphenyl)-3-isopropylurea |
| BF15 | 70171-70-9  | CA: N-(3-hydroxyphenyl)-N'-(1-methylethyl)urea IUPAC: 1-(3-hydroxyphenyl)-3-isopropylurea |
| BF16 (A-2) | 64-10-8  | phenylurea CA: phenylurea IUPAC: phenylurea |

| Abbreviation* | CAS number and structural formula | Trivial and systematic chemical names Occurrence in metabolism studies |
|----------------------|---|---|
| | | Photolysis in water |
| BF19 (A-13) |  | des-isopropyl buprofezin IUPAC: 6-tert-butylamino-2,3-dihydro-3-phenyl-4H-1,3,5-thiadiazin-4-one Photolysis in water |
| BF20 (A-15) |  | dimethoxy-buprofezin IUPAC: 2-tert-butylimino-5-(3,4-dimethoxyphenyl)-3-isopropyl-1,3,5-thiadiazinan-4-one 6-[(1,1-dimethylethyl)amino]-2,3-dihydro-3-phenyl-4H-1,3,5-thiadiazin-4-one Rat |
| BF21 | 103-70-8  | formanilide CA: N-phenylformamide IUPAC: formanilide Photolysis in water |
| BF22 (A-4) (K) | 123-30-8  | CA: 4-aminophenol IUPAC: 4-aminophenol p-aminophenol Rat |
| BF23 (L) | 103-9-2  | 4-hydroxyacetanilide p-acetamidophenol N-hydroxyphenylacetamide CA: 4'-hydroxyacetanilide IUPAC: N-(4-hydroxyphenyl)acetamide Rat, cattle |
| BF25 |  | thiobiuret IUPAC: 1-tert-butyl-3-isopropyl-5-phenyl-2-thiobiuret Rat, processing, hydrolysis in water at Ph5, photolysis in water |
| BF26 |  | allophanate degradate IUPAC: 2-amino-2-methylpropyl isopropyl(phenylcarbamoyl)carbamate 2-amino-2-methylpropyl-2-methylethyl-4-phenyl-allophanate |

| Abbreviation* | CAS number and structural formula | Trivial and systematic chemical names Occurrence in metabolism studies |
|---------------|---|--|
| | | Lemon, lettuce, cotton |
| (C) |  | dihydroxy-buprofezin Rat |
| BF27 (D) |  | hydroxy-methoxy-buprofezin IUPAC: 2-tert-butylimino-5-(4-hydroxy-3-methoxyphenyl)-3-isopropyl-1,3,5-thiadiazinan-4-one Rat |
| BF28 |  | IUPAC: 2-[3-isopropyl-3-[methylsulfonylmethyl(phenyl)carbamoyl]ureido]-2-methylpropionic acid Rat |
| BF29 |  | IUPAC: 1-(2-hydroxy-1,1-dimethylethyl)-3-isopropyl-5-phenylbiuret |
| BF30 |  | IUPAC: 1-tert-butyl-5-(4-hydroxyphenyl)-3-isopropylbiuret |
| BF31 |  | IUPAC: 4-hydroxyphenylurea |
| - | | Aniline Processing |

METABOLISM AND ENVIRONMENTAL FATE

Animal metabolism

The Meeting received information on the fate of orally dosed buprofezin in cattle and laying hens. Buprofezin was uniformly ¹⁴C labelled at the phenyl group. Metabolism in laboratory animals was summarized and evaluated by the WHO Core Assessment Group of the JMPR in 2008.

Cattle

Study 1: A lactating cow (*Bos taurus* Jersey breed) was orally dosed with uniformly ^{14}C -phenyl labelled buprofezin, twice daily by capsule at an actual dose level of 26.6 mg ai/kg dw feed for 7 consecutive days [Huang and Smith, 1995, R-1068]. The actual dose rate was equivalent to 0.38 mg ai/kg bw/d. The cow (#160) was 3 years of age and had an average bodyweight of 420.5 kg (423.7–417.3) during the treatment period. The milk, urine and faeces were collected twice a day during the treatment period. Approximately 15 h after the last dose, the cow was sacrificed and the edible tissues (liver, kidney, muscle and fat) and blood were collected. Samples were stored frozen at $-20\text{ }^{\circ}\text{C}$ until radio-assay. Thereafter, samples were stored freeze dried until characterization of metabolites. Samples were profiled for the first time within 4–6 months.

The collected samples were assayed for ^{14}C -residue levels by (combustion) radioanalysis. Total recovered radioactivity was 66% of the total administered dose (TAR): 18.8% TAR in urine, 45.6% TAR in faeces, 1.6% TAR in the edible tissues and blood and 0.087% TAR in milk. No attempt was made to achieve a complete mass balance, because several tissues and notably the contents of the gastro-intestinal tract were not analysed. TRR levels in tissues were 1.21 mg/kg eq in liver, 0.41 mg/kg eq in kidney, 0.020 mg/kg eq in fat and 0.018 mg/kg eq in muscle. TRR levels in milk reached a plateau of 0.026 mg/kg eq by day five (range 0.023–0.028 mg/kg eq). A portion of the milk was separated in skimmed milk and cream. The cream ^{14}C -residue levels ranged from 0.002–0.044 mg/kg eq (plateau 0.040 mg/kg eq by day five); the skim milk levels ranged from 0.001–0.026 mg/kg eq (plateau 0.024 mg/kg eq by day 5).

Liver, kidney, muscle and milk were Soxhlet extracted with solvents of increasing polarity (hexane, ACN, EtOH, water). Fat required base hydrolysis (1 M ethanolic KOH, 4 h, $50\text{ }^{\circ}\text{C}$) before significant residue could be extracted with organic solvent. Chromatographic analysis of these extracts gave a mixture of highly polar metabolites which could not be resolved or identified.

Organic and aqueous extracts from the tissue and milk samples were then hydrolysed with β -glucuronidase and sulfatase (pH 5.0, $37\text{ }^{\circ}\text{C}$, 18–25 h) and re-partitioned into EtAc at different pHs and characterized as organic or aqueous soluble. Residues in the aqueous soluble phase from hydrolysed liver were further characterised by acid hydrolysis (dioxane/concentrated HCl, 5:2, v/v, at $50\text{ }^{\circ}\text{C}$), but only low levels of radioactivity were released which could not be identified. Solids remaining after extraction of liver and kidney were subjected to 0.1 M HCl (24 h room temperature), 0.1 M NaOH (25 h room temperature), proteinase K (16 h, $37\text{ }^{\circ}\text{C}$), β -glucuronidase and sulfatase (pH 5.0, $37\text{ }^{\circ}\text{C}$ overnight) and 6 M HCl (4 h, reflux). Extractability is shown in Table 1. Extensive conjugation was evidenced by the large amount of unextractable and polar residue.

The identification and quantitation of metabolites was accomplished by co-chromatography with standard compounds using HPLC. Confirmation of metabolite identity was performed by 2D-TLC. Reference standards used were: buprofezin (BF1), 4-hydroxybuprofezin (BF2), 4-methoxybuprofezin (BF3), reverse Schiff base (BF9), buprofezin sulfoxide (BF10), biuret (BF11), isopropylphenylurea (BF12), 4-hydroxyisopropylphenylurea (BF13), phenylurea (BF16), des-isopropyl buprofezin (BF19), dimethoxy-buprofezin (BF20), formanilide (BF21), 4-aminophenol (BF22) and 4-hydroxy acetanilide (BF23).

Only the organic soluble phases of hydrolysed liver, kidney and milk extracts contained identifiable residues (see Table 2 below). Buprofezin (BF1) was not detected in tissues or milk. The major metabolite in liver and kidney was 4-hydroxybuprofezin (BF2) at 10.9–18.0% TRR. In addition, isopropylphenylurea (BF12), 4-hydroxyisopropylphenylurea (BF13) and 4-hydroxyacetanilide (BF23) were identified as minor metabolites, each < 8% TRR. The principal milk metabolite was confirmed as 4-hydroxy acetanilide (BF23, 9.2%TRR) with minor amounts of 4-hydroxybuprofezin (BF2) and isopropylphenylurea (BF12), each < 4% TRR. No residues could be identified in the hydrolysed muscle organic soluble phase. Chromatography of hydrolysed fat residues proved impossible due to the large amount of remaining matrix in the extracts after clean-up. In addition, a large amount of unidentifiable and bound metabolites were characterized in hydrolysed tissues (liver, kidney, muscle) and milk with no other single metabolite comprising more than 6% TRR in the organic soluble phase.

Liver, kidney and milk samples analysed 5–6 months apart show no significant differences in TLC metabolite profile.

Table 1 Extractability of the radioactive residue in cattle tissues, after hydrolysis using β -glucuronidase and sulfatase

| | Liver | Kidney | Muscle | Fat | Milk |
|---------------------------|--------|---------|--------|-------|-------|
| TRR (mg/kg eq) | 1.21 | 0.41 | 0.018 | 0.020 | 0.028 |
| Hexane (%TRR) | 1.8 | 0.2 | - | 16.8 | 5.9 |
| Organic (%TRR) | 28.7 | 43.5 | 43.7 | 53.2 | 45.1 |
| Aqueous (%TRR) | 14.9 | 26.2 | 13.0 | 5.2 | 28.9 |
| Solids | 54.6 | 30.0 | 43.2 | 24.8 | 20.2 |
| -- 0.1 M HCl | 2.1 | 0.8 | | | |
| -- 0.1 M NaOH | 7.7 | 1.3 | | | |
| -- Proteinase K | --36.2 | -- 16.0 | | | |
| -- β -Glucuronidase | --1.0 | -- 2.3 | | | |
| -- 6 M HCl | --6.7 | -- 8.4 | | | |
| -- Remaining solid | --0.8 | -- 1.1 | | | |
| Total | 100 | 100 | 100 | 100 | 100 |

Study 2: A study on the samples collected in Study 1 was conducted in an effort to further identify the residues in liver, kidney and milk [Huang and Smith, 1997, R-1082]. A wide variety of extractions, sample clean-up techniques and hydrolytic methods was undertaken. New reference standards became available: tert-butylhydroxy-buprofezin (BF4), 2-tert-butylimino-3-(2-hydroxy-1-methylethyl)-5-phenyl-1,3,5-thiadiazinan-4-one (BF5), 2-imino-3-isopropyl-5-phenyl-1,3,5-thiadiazinan-4-one (BF7), 2-imino-5-phenyl-1,3,5-thiadiazinan-4-one (BF8), 1-(2-hydroxyphenyl)-3-isopropylurea (BF14), 1-(3-hydroxyphenyl)-3-isopropylurea (BF15), thiobiuret (BF25), allophanate degradate (BF26), hydroxy-methoxy-buprofezin (BF27), 2-[3-isopropyl-3-[methylsulfonylmethyl(phenyl)carbonyl]ureido]-2-methylpropionic acid (BF28), 1-(2-hydroxy-1,1-dimethylethyl)-3-isopropyl-5-phenylbiuret (BF29), 1-tert-butyl-5-(4-hydroxyphenyl)-3-isopropylbiuret (BF30), 4-hydroxyphenylurea (BF31). Both organic soluble and aqueous soluble fractions were characterized. All this work however only served to confirm the intractable nature of the residue, with these fractions remaining either resistant to chromatography or characterizable as highly polar metabolites.

None of the previously unidentified minor metabolites in any matrix (liver, kidney, milk) were found to co-chromatograph with any of the original or newly available standards. The metabolic profile in liver and kidney remained unchanged. One of the alternate methods studied for milk (direct hydrolysis with a dialysis clean-up) provided significant improvement in the milk chromatography. The principal metabolites from Study 1 were confirmed, although the minor metabolites did vary slightly. The results from Studies 1 and 2 are shown in Table 2.

Table 2 Identification and characterization of metabolites in organic extracts of cattle tissues (study 1 and 2), after hydrolysis using β -glucuronidase and sulfatase

| Tissue | TRR (mg/kg eq) | Organic soluble (%TRR) | BF1 (%TRR) | BF2 (%TRR) | BF12 (%TRR) | BF13 (%TRR) | BF23 (%TRR) | Unknown (%TRR) |
|-----------------|----------------|------------------------|------------|------------|-------------|-------------|-------------|--------------------|
| Liver, study 1 | 1.21 | 28.7% | ND | 10.9 | 3.5 | 2.5 | 2.2 | 9.6% ^a |
| Kidney, study 1 | 0.41 | 43.5% | ND | 18.0 | 3.9 | 3.1 | 7.7 | 10.8% ^b |
| Milk, study 1 | 0.028 | 25.9% ^e | ND | 1.0 | 2.1 | 2.6 | 9.2 | 11.0% ^c |
| Milk, study 2 | 0.028 | 34.0% ^f | 2.2 | 2.4 | 3.6 | ND | 13.7 | 12.1% ^d |

BF1 = buprofezin; BF2 = 4-hydroxybuprofezin; BF12 = isopropylphenylurea; BF13 = 4-hydroxyisopropylphenylurea;

BF23 =4-hydroxyacetanilide

- a contains 13 compounds each < 5.9% TRR
- b contains 5 compounds each < 4.5% TRR
- c contains 6 compounds each < 4.9% TRR
- d contains 7 compounds each < 2.9% TRR
- e Only part of the organic soluble fraction was investigated (EtAc partition).
- f A different extraction scheme resulted in 34.0% TRR organic soluble fraction for milk

Poultry

Six laying hens (*Gallus gallus domesticus*, White Leghorn variety) were orally dosed by capsule twice daily with uniformly ¹⁴C-phenyl labelled buprofezin at an actual dose rate of 11.8 mg ai/kg in the diet (dry weight) for 14 days [Huang, 1997, R-1081]. The dose rate is equivalent to 0.80 mg ai/kg bw/d. Average bodyweights were 1.726 kg and 1.683 kg at start and end of the experiment (range 1.585–1.789 kg). The eggs and excreta were collected daily during the treatment period. Eggs were separated in egg yolks and egg whites. Approximately 13 to 14 h after the last dose, the hens were sacrificed and the tissues (liver, kidney, muscle, fat), contents of gastrointestinal tract, bile and blood were collected. Samples were stored at –20 °C until radioassay. Thereafter samples were stored freeze dried until characterization of metabolites. Samples were profiled for the first time within 4–6 months.

The collected samples were assayed for ¹⁴C residue levels using (combustion) radioassay. A total of 79.9% of the dose was recovered overall. The majority of the residue was recovered in the excreta (including bile, contents of gastro-intestinal tract, and cage wash) comprising 79.6% TAR. Only 0.2% TAR was found in the tissues (liver, kidney, fat, muscle) and blood and < 0.1% TAR in the eggs. TRR levels were 0.15 mg/kg eq in liver, 0.14 mg/kg eq in kidney, 0.035 mg/kg eq in fat and 0.019 mg/kg in muscle. TRR levels ranged between < 0.003–0.11 mg/kg eq in egg yolks and < 0.003–0.018 mg/kg eq in egg whites. The residue in the eggs reached a plateau on day 12 for egg yolks (0.11 mg/kg eq, no range) and a plateau on day 3 for egg whites (0.012 mg/kg eq, range 0.009–0.018 mg/kg eq). Results are shown in figure 1.

A variety of extraction and clean-up methods were employed to analyse residues in the edible tissues and eggs. For liver, sequential cold solvent extraction with solvents of increasing polarity (hexane, EtOH, water) or Soxhlet extraction followed by enzyme hydrolysis with β-glucuronidase and sulfatase resulted in limited organic soluble residue which was not amenable to chromatography.

Finally, liver, egg yolk and egg white samples were hydrolysed with dioxane/concentrated HCl (5:2 v/v, 50 °C, 24 h) and dialysed 3 times overnight. The dialysates were concentrated and partitioned with EtAc at different pHs. Aqueous extracts retained within the dialysis sack were subjected to base hydrolysis (2 M NaOH, 3 h, reflux) and partitioned with EtAc. Muscle was Soxhlet extracted overnight with a mixture of ACN/EtOH/water (1:44:55 w/w) and water. Fat was saponified (1 M ethanolic KOH, 2 h, 50 °C), neutralized to pH 7.2 and partitioned between hexane and water. Extractability for these extraction schemes is shown in Table 3.

The identification and quantitation of metabolites was accomplished by co-chromatography with standard compounds using 2D-TLC. Confirmation of metabolite identity was performed by HPLC. Reference standards used were: buprofezin (BF1), 4-hydroxybuprofezin (BF2), 4-methoxybuprofezin (BF3), tert-butylhydroxy-buprofezin (BF4), 2-tert-butylimino-3-(2-hydroxy-1-methylethyl)-5-phenyl-1,3,5-thiadiazinan-4-one (BF5), 2-imino-3-isopropyl-5-phenyl-1,3,5-thiadiazinan-4-one (BF7), 2-imino-5-phenyl-1,3,5-thiadiazinan-4-one (BF8), reverse Schiff base (BF9), buprofezin sulfoxide (BF10), biuret (BF11), isopropylphenylurea (BF12), 4-hydroxyisopropylphenylurea (BF13), 1-(2-hydroxyphenyl)-3-isopropylurea (BF14), 1-(3-hydroxyphenyl)-3-isopropylurea (BF15), phenylurea (BF16), des-isopropyl buprofezin (BF19), dimethoxy-buprofezin (BF20), formanilide (BF21), 4-aminophenol (BF22), 4-hydroxyacetanilide (BF23), thiobiuret (BF25), allophanate degradate (BF26), hydroxy-methoxy-buprofezin (BF27), 2-[3-isopropyl-3-[methylsulfonylmethyl(phenyl) carbamoyl]ureido]-2-methylpropionic acid (BF28), 1-(2-

hydroxy-1,1-dimethylethyl)-3-isopropyl-5-phenylbiuret (BF29), 1-tert-butyl-5-(4-hydroxyphenyl)-3-isopropylbiuret (BF30), 4-hydroxyphenyl urea (BF31).

Since the residue in muscle is low and remains largely unextractable (76.5% TRR) no further work was performed on muscle. Chromatography of fat residues proved impossible due to the large amount of remaining matrix in the extracts after clean-up. Residues identified in the organic soluble fractions of hydrolysed liver and hydrolysed eggs are shown in Table 4. No single unknown metabolite comprised more than 10% TRR in the organic soluble phase. Residues in the aqueous soluble fractions of liver and eggs could not be identified but were characterized as a mixture of polar metabolites. The residue released from solids was also characterized as a mixture of polar metabolites.

Liver, egg yolk and egg white samples analysed 5–6 months apart showed no significant differences in TLC metabolite profile.

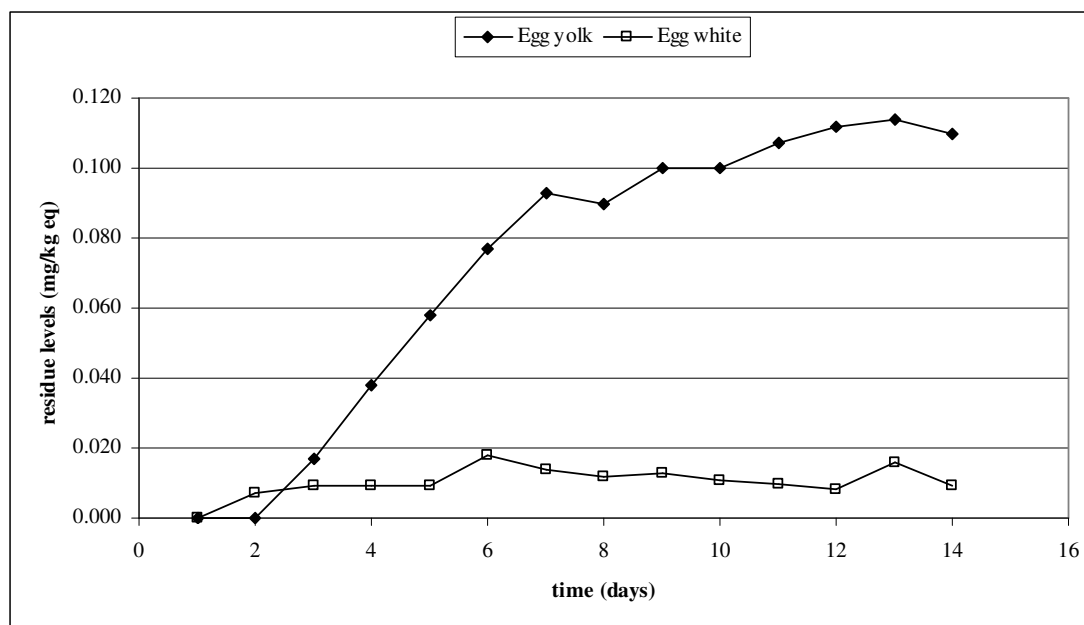


Figure 1 Residue levels in egg yolks and egg whites

Table 3 Extractability of the radioactive residue in hen tissue

| Tissue | TRR (mg/kg eq) | Organic soluble (% TRR) | Aqueous soluble (%TRR) | Solids (%TRR) |
|------------------------|----------------|-------------------------|------------------------|---------------|
| Liver ^a | 0.15 | 17.4% | 37.8% | 44.8% |
| Kidney | 0.14 | - | - | - |
| Fat ^c | 0.035 | 55.7% | 13.3% | 31.0% |
| Muscle ^b | 0.019 | 19.2% | 4.3% | 76.5% |
| Egg yolk ^a | 0.11 | 14.2% | 29.6% | 56.3% |
| Egg white ^a | 0.018 | 40.5% | 11.1% | 48.4% |

^a Extraction consisted of hydrolysis with dioxane/concentrated HCl (5:2 v/v, 50 °C, 24 h) and partitioning with EtAc

^b Soxhlet extraction overnight with a mixture of ACN/EtOH/water (1:44:55 w/w) and water.

^c saponification (1 M ethanolic KOH, 2 h, 50 °C) and partitioning between hexane and water.

Table 4 Identification and characterization of metabolites in organic extracts of hen tissues after hydrolysis

| Tissue | TRR (mg/kg eq) | Organic (%TRR) | BF1 (%TRR) | BF2 (%TRR) | BF9 (%TRR) | BF12 (%TRR) | BF13 (%TRR) | Unknowns (%TRR) |
|-----------|-------------------|-------------------|---------------|---------------|---------------|----------------|----------------|--------------------|
| Liver | 0.15 | 17.4% | 0.5% | ND | 3.8% | 3.0% | 0.6% | 9.5% ^a |
| Egg yolk | 0.11 | 14.2% | 0.3% | ND | 2.9% | 1.7% | ND | 9.3% ^b |
| Egg white | 0.018 | 40.5% | 0.9% | ND | 3.3% | 5.1% | ND | 31.2% ^c |

BF1 = buprofezin; BF2 = 4-hydroxybuprofezin; BF12 = isopropylphenylurea; BF13 =4-hydroxyisopropylphenylurea;
BF23 =4-hydroxyacetanilide

^a largest single unknown was 2.4% TRR or 0.004 mg/kg eq.

^b largest single unknown was 3.0% TRR or 0.003 mg/kg eq.

^c largest single unknown was 8.7% TRR or 0.01 mg/kg eq

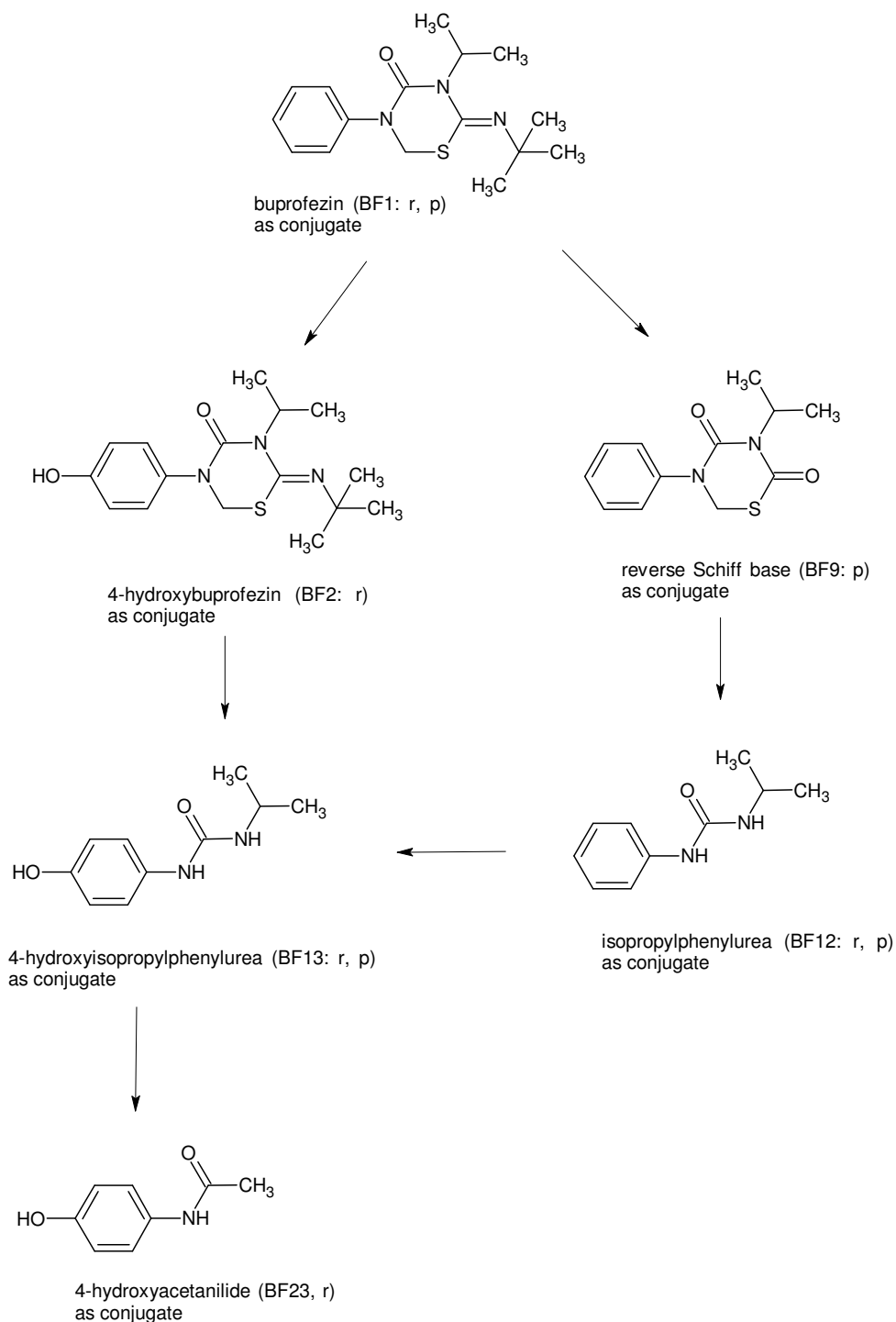


Figure 2 Proposed metabolic pathway of buprofezin in livestock (r = ruminants, p = poultry)

Two basic metabolic pathways of buprofezin in livestock are proposed as shown in Figure 2. The first is hydroxylation at the para position of buprofezin (BF1) to form 4-hydroxybuprofezin (BF2), followed by cleavage of the thiadiazinane ring and loss of the $-\text{CH}_2\text{-S-C=N-C}(\text{CH}_3)_3$ group to leave 4-hydroxyisopropylphenylurea (BF13) which is degraded to 4-hydroxyacetanilide (BF23). The second proposed route consists of a reverse Schiff base reaction (BF9) followed by cleavage of the thiadiazinane ring with loss of $-\text{CH}_2\text{-S-C=O}$ to form isopropylphenylurea (BF12) which is hydroxylated and metabolised by multiple steps also to the 4-hydroxyacetanilide (BF23).

Plant metabolism

The Meeting received information on the fate of buprofezin in fruits (tomatoes, lemon), leafy crops (lettuce) and oilseeds (cotton). Buprofezin was uniformly ^{14}C labelled at the phenyl group.

Tomatoes

In phase 1 of this study, tomato plants (variety Marathon) at early fruiting stage were sprayed to run-off 4 times at 14 day intervals at a target concentration of 0.0075 kgai/hL with [^{14}C]buprofezin formulated as a suspension concentrate [Caley and Cameron, 1988, R-1023]. The position of the ^{14}C label was not indicated. Tomato plants were grown in a greenhouse in Scotland in 1987. Tomato fruit were harvested 0, 1, 3 and 7 days following last application and washed in either water or EtOH before being analysed. Samples were homogenised with distilled water and analysed by LSC.

Total radioactive residues (TRR) declined from 0.49–0.67 mg/kg eq to 0.32–0.37 mg/kg eq from 0 to 7 days (Table 5). EtOH surface wash released more residues than water.

In phase 2 of this study, a solution of ^{14}C -buprofezin (radiochemical purity > 97 %) in EtOH was directly applied to tomato fruit at various stages of ripening at a single application equivalent to 0.062 kgai/hL. Tomato fruits were sampled 0, 1, 3 and 7 days following last application and washed in EtOH prior to analysis. Selected 7 day samples were washed with EtOH and then separated into skin and fruit pulp. Total radioactivity was measured in the washings, fruit, peel and fruit pulp using (combustion) LSC.

Total radioactive residues at DAT=0, 1, 3 and 7 are shown in Table 5. At 7 DAT 36.1% TAR was found in the wash, 33.0% TAR was found in the peel and 10.7% TAR was found in the fruit pulp, while 20.2% TAR was lost.

Fruit, skin and pulp were extracted with EtAc. EtOH washings and EtAc extracts were analysed by 2D-TLC co-chromatography with compound standards. Reference standards used were: buprofezin (BF1), isopropylphenylurea (BF12, A-3), 4-hydroxybuprofezin (BF2, A-7), 4-methoxybuprofezin (BF3, A-8), reverse Schiff base (BF9, A-11), buprofezin sulfoxide (BF10, A-12), des-isopropyl buprofezin (BF19, A-13), biuret (BF11, A-14) and phenyl urea (BF16, A-2). Extraction efficiency (EtOH washing plus EtAc extract) was 85%-100%. Only the results for DAT=7 are described in the study report: 92.7% TRR was identified as buprofezin (BF1), 2.6% TRR was unidentified material at the origin and 7.3% TRR remained unextracted (TRR=0.27 mg/kg eq).

Selected samples were subjected to autoradiography. Tomatoes were frozen rapidly, embedded in a block of sodium carboxymethylcellulose ice and longitudinal sections were taken using a microtome. Autoradiographic investigation indicated that at 7 days post-treatment, diffusion to pulp had started to proceed, but large part of radioactivity was still present in the peel. No residues were found in the seeds.

Table 5 Total radioactive residues (TRR mg/kg) of ^{14}C -buprofezin in tomato washed with either water or EtOH

| period after last treatment | 4x 0.0075 gai/hL spray | | | 4x 0.0075 kgai/hL spray | | | 1x 0.062 kgai/hL topical | | |
|-----------------------------|------------------------|-----------------|------------|-------------------------|----------------|------------|--------------------------|----------------|------------|
| | TRR mg/kg eq | Water wash %TRR | Fruit %TRR | TRR mg/kg eq | EtOH wash %TRR | Fruit %TRR | TRR mg/kg eq | EtOH wash %TRR | Fruit %TRR |
| 1 h | 0.49 | 16% | 84% | 0.67 | 61% | 39% | 0.44 | 98% | 3% |
| 1 day | 0.48 | 8% | 94% | 0.54 | 44% | 56% | 0.43 | 65% | 35% |
| 3 days | 0.39 | 4% | 100% | 0.42 | 31% | 71% | 0.72 | 38% | 61% |
| 7 days | 0.32 | 8% | 91% | 0.37 | 26% | 73% | 0.28 | 68% | 33% |

Lemon

Study 1: Metabolism of [UL- ^{14}C -phenyl]buprofezin, formulated as suspension concentrate (SC), was investigated using lemon trees (variety Bearss) grown under greenhouse conditions in 1993, NC, USA

[Rieser and Smith, 1995, R-1060]. The test material was applied twice at a rate of 1.0 kg ai/ha (0.05 kgai/hL) at 75 days and 14 days prior to harvest or once at 75 days prior to harvest. Supplemental fruit was treated once at a rate of 3.5 kg ai/ha (0.17 kgai/hL) and harvested at 30 days prior to harvest, to aid metabolite identification. Samples were washed with EtOH before being separated into peel and flesh. Samples were stored at $-15\text{ }^{\circ}\text{C}$ or lower for a period of up to 43 weeks.

Peel and flesh were extracted sequentially with ACN, ACN/water and water (Soxhlet). Extracts were combined and the organic solvent was removed by rotary evaporation. The remaining aqueous extracts were partitioned with EtAc at acidic, neutral and basic pH. All extracts and solids were hydrolysed with acid (dioxane:concentrated HCl, 5:2, v/v, $50\text{ }^{\circ}\text{C}$, 16 h) or were subjected to enzyme hydrolysis (β -glucosidase, β -glucuronidase, or cellulase, 20 h, $37\text{ }^{\circ}\text{C}$). Acid or enzyme hydrolysates were then partitioned into EtAc at different pH. Extracts and solids were analysed by (combustion) LSC. Metabolites were identified and characterized by 2D-TLC and co-chromatography with reference standards buprofezin (BF1), 4-hydroxybuprofezin (BF2), 4-methoxybuprofezin (BF3), tert-butylhydroxy-buprofezin (BF4), reverse Schiff base (BF9), buprofezin sulfoxide (BF10), biuret (BF11), isopropylphenylurea (BF12), 4-hydroxyisopropylphenylurea (BF13), phenylurea (BF16), des-isopropyl buprofezin (BF19), dimethoxy-buprofezin (BF20), formanilide (BF21), 4-aminophenol (BF22), 4-hydroxyacetanilide (BF23), thiobiuret (BF25), and allophanate degradate (BF26). Identity was confirmed by HPLC. Identity of allophanate degradate (BF26) was confirmed by HPLC-MS-MS (electrospray) as well.

Total radioactive residues (TRR) were 0.40 mg/kg eq ($1\times 1.0\text{ kg ai/ha}$), 0.94 mg/kg eq ($2\times 1.0\text{ kg ai/ha}$) and 3.76 mg/kg eq ($1\times 3.5\text{ kg ai/ha}$). The vast majority of the total radioactive residue from the fruits was recoverable by a surface wash or a solvent extraction (91%-98%), while 2%-9% was non-extractable (Table 6).

Single treated lemons before hydrolysis: Of the 15.8% TRR present in the EtOH rinse 13.9% TRR could be identified as buprofezin (BF1). Of the 74.0% TRR present in the peel extract, 12.9% TRR partitioned into EtAc, of which 3.1% TRR could be identified as buprofezin (BF1), 0.7% TRR as reverse Schiff base (BF9) and 1.1% TRR as isopropylphenylurea (BF12).

Double treated lemons before hydrolysis: Of the 65.2% TRR present in the EtOH rinse 63.8% TRR could be identified as buprofezin (BF1). Of the 31.8% TRR present in the peel extract, 12.3% TRR partitioned into EtAc. Identification was not performed on this fraction.

Acid hydrolysis of organic and aqueous phases resulting from EtAc partition and hydrolysis of peel solids, resulted in quantitative recovery of radioactivity in the various fractions (table 7). In the double treated lemons (sample 12P) 79.4% TRR was identified. Buprofezin (BF1) was the major residue (66% TRR) of which the majority was found on the surface of the fruit (63.8% TRR in EtOH wash). Minor metabolites were reverse Schiff base (BF9, 6.0% TRR) and isopropylphenylurea (BF12, 1.7% TRR), allophanate degradate (BF26, 5.7% TRR). Levels of other unidentified metabolites individually did not exceed 3.6% TRR. Single treated lemons (sample 15P) showed a similar metabolite profile and approximately 68% TRR was identified. Enzyme hydrolysis showed small but identifiable amounts of reverse Schiff base (BF9), isopropylphenylurea (BF12) and allophanate degradate (BF26), indicating that the residues reside as conjugates to multiple plant natural products.

Further work was carried out to reveal the origin of allophanate degradate (BF26). Acid hydrolysis (1 M HCl, $90\text{ }^{\circ}\text{C}$, 1 h) of tert-butylhydroxy-buprofezin (BF4) followed by partitioning into EtAc, indicated that the hydrolysis mixture contained reverse Schiff base (BF9), isopropylphenylurea (BF12) and allophanate degradate (BF26). Although small quantities of allophanate degradate (BF26) were released from lemon by mild enzyme hydrolysis, the considerable amounts released during the more forcing acid hydrolysis may have been derived from tert-butylhydroxy-buprofezin (BF4) conjugates, although no evidence of tert-butylhydroxy-buprofezin (BF4) was found in the lemon extract.

The extraction profiles of samples performed within 48 h of harvest were identical with those 9 months later. Metabolite profiles of 3 week old organic extracts (pre-hydrolysis) were identical to 6

and 7.5 month old extracts when analysed by TLC. Completion of the analysis of the final samples was accomplished within 43 weeks of harvest.

In a separate experiment, translocation to fruits was investigated by treating twigs and leaves topically 28 days prior to harvest of the adjacent fruit at a rate of 2.0 kg ai/ha (0.10 kgai/hL). Combustion of the fruits from the translocation experiment showed that only 0.03–1.2% TAR was translocated from leaves and twigs to fruits. The residues in the fruits which result from translocation were < 0.01 mg/kg eq.

Table 6 Extractabilities of radioactive residues in lemons (before hydrolysis)

| Lemon sample | Treatment kg ai/ha | DAT (days) | TRR mg/kg eq | EtOH surface wash %TRR | Peel extract ^b %TRR | Peel solids %TRR | Pulp extract ^b %TRR | Pulp solids %TRR |
|------------------|--------------------|------------|--------------|---------------------------|--------------------------------|--------------------------|--------------------------------|-------------------------------|
| 15P ^a | 1x 1.0 | 75 | 0.40 | 14.3% | 73.0% | 10.7% | 1.8% | 0.2% |
| 16P | 1x 1.0 | 75 | 0.40 | 17.4% | 74.9% | 7.1% | 0.6% | < 0.1% |
| Mean | | | 0.40 | 15.8% ^c | 74.0% ^d | 8.9% ^e | 1.2% ^f | 0.1% ^f |
| 11P | 2x 1.0 | 14 | 0.89 | 61.3% | 34.8% | 3.5% | 0.3% | < 0.1% |
| 12P | 2x 1.0 | 14 | 0.84 | 64.2% | 33.3% | 2.2% | 0.3% | < 0.1% |
| 13P | 2x 1.0 | 14 | 1.09 | 70.0% | 27.3% | 2.7% | N.A. | N.A. |
| Mean | | | 0.94 | 65.2% ^e | 31.8% ^f | 2.8% ^f | 0.3% ^f | < 0.1% ^f |
| 91P | 1x 3.5 | 30 | 3.96 | 80.5% | 17.5% | 1.6% | 0.5% | < 0.1% |
| 92P | 1x 3.5 | 30 | 3.60 | 76.9% | 21.1% | 1.5% | 0.5% | < 0.1% |
| Mean | | | 3.76 | 78.7% ^e | 19.2% ^f | 1.6% ^f | 0.5% ^f | < 0.1% ^f |

NA = not analysed

- a The peel of one of these extracted lemons had split before harvest and extraction, giving rise to higher residues in pulp
- b Combined ACN, ACN/water and water extracts (Soxhlet).
- c Identified as buprofezin (13.9% TRR)
- d 12.9% TRR partitioned into EtAc at pH 5, pH 2 and pH 10, containing 3.1% TRR buprofezin (BF1), 0.7% TRR reverse Schiff base (BF9) and 1.1% TRR isopropylphenylurea (BF12) and at least 6 unknowns each < 1.8% TRR (or < 0.01 mg/kg eq).
- e Identified as buprofezin (63.8% TRR)
- f 12.3% TRR partitioned into EtAc at pH 4, pH 2 and pH 10

Table 7 Identification of radioactive residues (mg/kg, %TRR) of ¹⁴C-buprofezin in lemons after acid hydrolysis

| | | | Surface wash and peel | | | | | | | Pulp ^c | |
|--------------|--------------|-------------------|---|----------|-----------|-----------|-------------|------------------------|------------------------------|---------------------|------|
| | | | Organic soluble including surface wash ^a | | | | | | Aqueous soluble ^b | Solids ^d | |
| Lemon sample | TRR mg/kg eq | | BF1 %TRR | BF9 %TRR | BF12 %TRR | BF26 %TRR | unkn B %TRR | unkn ^e %TRR | %TRR | %TRR | %TRR |
| 15P | 0.40 | total | 18.4% | 7.3% | 8.1% | 34.0% | 9.2% | 11.3% | 8.0% | 1.9% | 2.0% |
| | | free ^f | 17.0% | 0.7% | 1.1% | - | - | 5.4% | | | |
| | | conj ^g | 1.4% | 6.6% | 7.0% | 34.0% | 9.2% | - | | | |
| 12P | 0.84 | total | 66.0% | 6.0% | 1.7% | 5.7% | 3.6% | 7.5% | 7.1% | 2.2% | 0.3% |
| | | free ^h | 63.8% | - | - | - | - | - | | | |
| | | conj ⁱ | 2.2% | 6.0% | 1.7% | 5.7% | 3.6% | 1.7% | | | |

BF1 = buprofezin; BF9 = reverse Schiff base, BF12 = isopropylphenylurea; BF26 = allophanate degradate

- ^a Data for all EtAc fractions (including fractions after hydrolysis of aqueous phases and remaining solids)
- ^b Data for all aqueous fractions (including fractions after hydrolysis of aqueous phases and remaining solids)
- ^c Pulp was not characterized further
- ^d Fibre remaining after hydrolysis
- ^e No single unidentified metabolite was greater than unidentified metabolite B;
5.9% TRR was lost in sample 15P, 5.8% TRR was lost in sample 12 P
- ^f Identified in EtOH wash and EtAc fraction of peel extract (without hydrolysis)
- ^g Identified in EtAc fractions of hydrolysed peel extracts and hydrolysed peel solids (corrected for pre-hydrolysis contents)
- ^h Identified in EtOH wash; EtAc fraction of peel extract (without hydrolysis) was not investigated.
- ⁱ Identified in EtAc fractions of hydrolysed peel extracts (pre-hydrolysis was not investigated); peel solids not investigated

Study 2: A further study was conducted on the samples of lemons from study 1 in an effort to further reveal the origin of allophanate degradate (BF26) [Smith, 1997b, R-1080]. Chromatography of key extracts against an authentic standard found no evidence for the presence of thiobiuret (BF25), a potential intermediate.

The pre-hydrolysis aqueous fractions remaining after EtAc partition from single treated lemon (15P) and double treated lemon samples (12P) were sequentially hydrolysed by mild base (0.1 M NaOH, 50 °C, 1 h) and β -glucosidase enzyme digestion (pH 6.9, 37 °C) and partitioned with EtAc. About 16–17% of the aqueous soluble radioactive residue was released into the organic phase. The residues were characterized by TLC as small amounts of isopropylphenylurea (BF12) and allophanate degradate (BF26), with the remainder comprised of a large number of polar unidentified metabolites. De-conjugated tert-butylhydroxy-buprofezin (BF4) could not be found.

The pre-hydrolysis aqueous fraction remaining after EtAc partition from supplemental treatment lemon samples was cleaned-up and concentrated to enrich the radioactive conjugates. Enriched conjugates were subjected to hydrolysis with α -glucosidase (pH 6.8, 37 °C) and partitioned with EtAc. About 14% of the aqueous soluble radioactive residues was released into the organic phase. The residues were characterized by TLC as small amounts of allophanate degradate (BF26) with the remainder being unidentified.

Analysis of the most abundant conjugated metabolite from the enriched conjugate fractions by HPLC-MS determined a molecular weight of 484 which is consistent with tert-butylhydroxy-buprofezin (BF4) linked to a non-glucose hexose. An aliquot of the extract containing this conjugate was derivatized with acetic anhydride. Analysis by HPLC-MS determined a molecular weight of 652, demonstrating the addition of four acetate units and further confirming the presence of a hexose sugar.

The profile of the organic soluble extract from lemon sample 12 P (double treated) had not changed after storage at –20 °C for 2 years.

Lettuce

Leaf lettuce (var. black-seeded Simpson) was grown in 1993 under field conditions in NC, USA, and treated with [UL-¹⁴C-phenyl]-buprofezin formulated as a suspension concentrate (SC) [Rieser and Smith, 1996, R-1067]. The soil was characterized as loam, pH not stated, 2.2 % organic matter (om), 15.4% clay particles, CEC 5.75 meq/100 g. The formulation was sprayed over the test plot in two treatments at an actual rate of 0.87 kg ai/ha each, with an interval of 12 days. Harvest was performed at maturity at 14 days after the last treatment. Samples were washed with EtOH and stored at –15 °C for a period up to 44 weeks.

EtOH washed samples were extracted sequentially with ACN, ACN/water and water (Soxhlet). Extracts were combined and the organic solvent was removed by rotary evaporation. The remaining aqueous extract was partitioned with EtAc at acidic, neutral and basic pH resulting in an organic soluble and aqueous soluble phase. Aqueous soluble phases and remaining solids were subjected to acid hydrolysis (dioxane/concentrated HCl, 5:2 v/v, 50 °C, 16 h) and base hydrolysis (2 M NaOH, 50 °C, 16 h). Hydrolysates were then partitioned into EtAc at different pH levels. Extracts

and solids were analysed by (combustion) LSC. Metabolites were characterized by 2D-TLC and HPLC. Compounds were identified by co-chromatography with reference standards for buprofezin (BF1), 4-hydroxybuprofezin (BF2), 4-methoxybuprofezin (BF3), reverse Schiff base (BF9), buprofezin sulfoxide (BF10), biuret (BF11), isopropylphenylurea (BF12), 4-hydroxyisopropylphenylurea (BF13), des-isopropyl buprofezin (BF19), 4-aminophenol (BF22), 4-hydroxyacetanilide (BF23), thiobiuret (BF25), allophanate degradate (BF26).

Average total radioactive residue (TRR) was 43 mg/kg eq. The radioactive residues were removable by surface wash or extractable with organic solvents and water: 89% TRR was in the surface wash, 7.8% TRR was organic extractable, 2.5% TRR was aqueous extractable and 1.1% TRR was initially non-extractable (Table 8).

The surface wash and organic soluble phase from lettuce without hydrolysis (96.4% TRR) were composed almost entirely of buprofezin (BF1, 89.2% TRR). Traces of isopropylphenylurea (BF12, 0.2% TRR) and two polar unknowns (each < 0.6% TRR) comprised the remainder. Hydrolysis of the aqueous soluble phase and the remaining solids, released traces of buprofezin (0.1% TRR), reverse Schiff base (BF9, 0.2% TRR), isopropylphenylurea (BF12, 0.3% TRR), and allophanate degradate (BF26, 0.6% TRR). Levels of other unidentified metabolites individually did not exceed 1% TRR. Combined results are shown in Table 9.

There was shown to be no significant difference between the profile and levels of radioactivity in samples analysed within 48 h of harvest and 9 month stored samples (-15 °C). Analysis of the surface wash and organic soluble extracts 7 months post-harvest still demonstrated that approximately 90% TRR was buprofezin (BF1). The organic partition from acid hydrolysis of aqueous soluble was nearly identical at 11 weeks and 8 months post harvest.

In a separate experiment the volatility of the product after spraying was investigated. Untreated plants were placed next to treated plants or pots containing treated soil in a sealed chamber and air pumped through the system, which contained traps containing 1.0 M NaOH, ethylene glycol and 0.1 M H₂SO₄. Limited amounts (< 0.4% TAR) were volatilized from the soil and treated plants. The residues detected in the control plants were also very limited: 0.72% and 1.77% of applied radioactivity from plant and soil treatment respectively, equivalent to 0.06 and 0.08 mg/kg eq, respectively.

Table 8 Extractabilities of radioactive residues (%TRR) of ¹⁴C-buprofezin in lettuce

| Lettuce | Rate kg ai/ha | DAT days | TRR mg/kg eq | Surface wash %TRR | Organic %TRR | Pre-hydrolysis | | Post-hydrolysis of aqueous phase and remaining solids | | |
|-------------|------------------|-------------|-----------------|-------------------------|-----------------|-----------------|----------------|--|-------------------------|-------------------------|
| | | | | | | Aqueous %TRR | Solids %TRR | Organic %TRR | Aqueous %TRR | Solids %TRR |
| 22P | 2x 0.86 | 14 | 44.4 | 89.9% | 6.4% | 2.6% | 1.0% | 2.9% | 0.7% | < 0.1% |
| 23P | 2x 0.86 | 14 | 51.8 | 88.6% | 8.2% | 2.3% | 1.0% | 2.5% | 0.5% | 0.2% |
| 25P | 2x 0.86 | 14 | 31.5 | 87.0% | 9.0% | 2.7% | 1.3% | 2.4% | 0.2% | - |
| Mean | | | 42.6 | 88.6% | 7.8% | 2.5% | 1.1% | 2.7%^a | 0.6%^a | 0.1%^a |

a the mean is calculated from 22P and 23 P, because solids from 25P were not hydrolysed.

Table 9 Identification of radioactive residues (%TRR) of ¹⁴C-buprofezin in lettuce in surface wash, organic extract (without hydrolysis), hydrolysed aqueous extract and remaining solids

| Lettuce | TRR mg/kg eq | | BF1 (%TRR) | BF9 (%TRR) | BF12 (%TRR) | BF26 (%TRR) | unknown ^a (%TRR) | Aqueous (%TRR) | Solids (%TRR) |
|---------|-----------------|-------------------|---------------|---------------|----------------|----------------|--------------------------------|-------------------|------------------|
| 23P | 51.8 | total | 89.3% | 0.19% | 0.45% | 0.61% | 8.7% | 0.5% | 0.2% |
| | | free ^b | 89.3% | - | 0.20% | - | 1.1% | | |
| | | conj ^c | 0.05% | 0.19% | 0.25% | 0.61% | 0.8% | | |

BF1 = buprofezin; BF9 = reverse Schiff base, BF12 = isopropylphenylurea, BF26 = allophanate degradate

- ^a No single metabolite was greater than 1% TRR; 6.8% TRR was lost.
- ^b Identified in surface wash and organic phase (without hydrolysis)
- ^c Identified in the hydrolysed aqueous phase and remaining solids

Cotton

Cotton plants (var. Delta Pine 50) were grown under field conditions in 1995 in North Carolina, USA and treated with [UL-¹⁴C-phenyl]-buprofezin formulated as a suspension concentrate [Smith, 1997a, R-1076]. The soil was characterized as loam, pH not stated, 1.94 % om, 24.8% clay particles, CEC 8.39 meq/100 g. The formulation was sprayed over the test plot in two treatments at an actual rate of 0.85 kg ai/ha each, with an interval of 42 days. Harvest was performed at maturity 27 days after the last treatment. Samples were divided into gin trash and cotton seed. Gin trash was surface washed for 2 min with EtOH, while intact cotton seeds were Soxhlet extracted with EtOH (overnight). Washed samples were stored at -15 °C or lower for a period up to 9 months after harvest.

EtOH extracted intact cotton seeds were homogenised and defatted with EtAc. EtOH washed homogenised gin trash and defatted cotton seed samples were extracted sequentially with ACN, ACN/water and water (Soxhlet). Combined extracts were partitioned with EtAc. Aqueous soluble phase from EtAc partitioning and combined ACN and ACN/water extracts were subjected to mild acid hydrolysis (1 M HCl, 50 °C, 16 h). Solids were subjected to acid hydrolysis (dioxane/concentrated HCl, 5:2 v/v, 50 °C, 16 h). Hydrolysates were then partitioned into EtAc at different pH levels. Extracts and solids were analysed by (combustion) LSC. Metabolites were characterized by 2D-TLC and HPLC. Compounds were identified by co-chromatography with reference standards for buprofezin (BF1), 4-hydroxybuprofezin (BF2), 4-methoxybuprofezin (BF3), tert-butylhydroxy-buprofezin (BF4), 2-tert-butylimino-3-(2-hydroxy-1-methylethyl)-5-phenyl-1,3,5-thiadiazinan-4-one (BF5), 2-imino-3-isopropyl-5-phenyl-1,3,5-thiadiazinan-4-one (BF7), 2-imino-5-phenyl-1,3,5-thiadiazinan-4-one (BF8), reverse Schiff base (BF9), buprofezin sulfoxide (BF10), biuret (BF11), isopropylphenylurea (BF12), 4-hydroxyisopropylphenylurea (BF13), phenylurea (BF16), des-isopropyl buprofezin (BF19), dimethoxy-buprofezin (BF20), formanilide (BF21), 4-aminophenol (BF22), 4-hydroxyacetanilide (BF23), thiobiuret (BF25), allophanate degradate (BF26).

Mean total radioactive residues (TRR) were 16 mg/kg eq (gin trash) and 0.37 mg/kg eq (cotton seeds). The radioactive residues in gin trash and cotton seeds (before hydrolysis) were removable by surface wash or extractable with organic solvents and water: 45–68% TRR was in the surface wash, 17–44% TRR was extractable and 13–14% TRR was initially non-extractable (Table 10). The extractable part of gin trash (44% TRR) partitioned almost equally between EtAc (20% TRR organic soluble) and aqueous soluble fractions (24% TRR). Acid hydrolysis reduced the fibre bound residue in gin trash and cotton seeds from 12.8–14.2% TRR to 8.2–9.6% TRR. Acid hydrolysis of the aqueous soluble fraction of gin trash after EtAc partition released a further 7.0% TRR as organic soluble.

Gin trash without hydrolysis (sample 683E/84P): The EtOH rinse of gin trash (47.3% TRR) contained mainly buprofezin (46.0%TRR) with traces of reverse Schiff base (BF9, 0.3% TRR) and isopropylphenylurea (BF12, 0.1% TRR). Buprofezin (BF1) was also the major component in the organic soluble fraction of the combined extracts after EtAc partition (20.2% TRR, without hydrolysis) along with several highly polar metabolites. Quantitative results of this organic soluble fraction were not shown.

Gin seed without hydrolysis (sample 688E/82P): The EtOH extract of seed (58.5% TRR) contained mainly buprofezin (BF1, 48.3% TRR) with traces of reverse Schiff base (BF9, 0.9% TRR), and allophanate degradate (BF26, 0.2% TRR). The EtAc extract of seed (10.5% TRR) contained mainly buprofezin (BF1, 5.1% TRR) with traces of reverse Schiff base (BF9, 0.5% TRR), isopropylphenylurea (BF12, 0.1% TRR) and allophanate degradate (BF26, 0.2% TRR). Combined ACN & ACN/water extracts were not analysed for metabolites.

Hydrolysis of the combined ACN and ACN/water extracts and the remaining solids, increased the number of identified metabolites (Table 11). The majority of the residue was shown to be buprofezin (BF1, 59% TRR in gin trash and seed). The remainder was identified as being principally derived from trace levels of labile conjugates of postulated tert-butylhydroxy-buprofezin (BF4), which yielded the minor metabolites reverse Schiff base (BF9, 1.4–5.8% TRR), isopropylphenylurea (BF12, 1.5–5.7% TRR) and allophanate degradate (BF26, 0.4–6.1% TRR). Levels of other unidentified metabolites individually did not exceed 7.5% TRR.

The chromatographic profiles of gin trash samples performed within 3 days of harvest were identical with those performed on 9 month stored samples (–15 °C).

Table 10 Extractabilities of radioactive residues of ¹⁴C-buprofezin in cotton (before hydrolysis)

| RAC | Dose rate kg ai/ha | DAT | TRR (mg/kg) | EtOH Wash (%TRR) | EtAc Extract (%TRR) | Combined ACN & ACN/Water Extract (%TRR) | Water Extract (%TRR) | Solids (%TRR) |
|-----------------------|-----------------------|-----|----------------|---------------------|------------------------|--|----------------------------|--------------------|
| Gin trash 683E/84P | 2× 0.85 | 27 | 14.01 | 47.3% | - | 39.1% ^c | 2.3% ^c | 11.4% ^a |
| Gin trash 684E/85P | 2× 0.85 | 27 | 17.27 | 39.0% | - | 44.5% | 2.3% | 14.3% |
| Mean | | | 15.64 | 44.8% | - | 41.8% | 2.3% | 12.8% |
| seeds 688E/82P | 2× 0.85 | 27 | 0.30 | 58.5% | 10.5% | 8.7% | 3.4% | 19.6% ^b |
| seeds 680E/84P | 2× 0.85 | 27 | 0.45 | 78.3% | 5.1% | 4.4% | 3.0% | 8.7% |
| Mean | | | 0.37 | 68.4% | 7.8% | 6.6% | 3.0% | 14.2% |

^a Upon hydrolysis of solids 2.6% TRR was released as organic soluble, 0.6% was aqueous soluble and 8.2% TRR remained as solids.

^b Upon hydrolysis of solids 5.2% TRR was released as organic soluble, 4.8% was aqueous soluble and 9.6% TRR remained as solids.

^c Combined ACN & ACN/water & water extracts partitioned as 20.2% TRR in EtAc and 23.8% TRR was aqueous soluble. Upon hydrolysis the aqueous soluble was distributed as 6.9% TRR in EtAc and 14.0% TRR as aqueous soluble.

Table 11 Identification of radioactive residues of ¹⁴C-buprofezin in cotton after hydrolysis of ACN, ACN/water and solids

| RAC | TRR mg/kg eq | | BF1 | BF9 | BF12 | BF26 | Unknown | Aqueous | Solids |
|-----------------------|-----------------|-------------------|-------|------|------|------|--------------------|---------|--------|
| Gin trash 683E/84P | 14.01 | total | 58.8% | 5.8% | 5.7% | 6.1% | 12.6% ^a | 2.9% | 8.2% |
| | | free ^c | 46.0% | 0.3% | 0.1% | - | 0.5% | | |
| | | conj ^d | 12.8% | 5.5% | 5.6% | 6.1% | 11.4% | | |
| Seeds 688E/82P | 0.30 | total | 59.1% | 1.4% | 1.5% | 0.4% | 20.5% ^b | 8.2% | 9.6% |
| | | free ^c | 53.4% | 1.4% | 0.1% | 0.4% | 9.5% | | |
| | | conj ^d | 5.7% | - | 1.4% | - | 1.5% | | |

BF1 = buprofezin; BF9 = reverse Schiff base, BF12 = isopropylphenylurea, BF26 = allophanate degradate

^a No single unidentified metabolite exceeded 7.5% TRR; 0.7% TRR was lost.

^b No single unidentified metabolite exceeded 5.7% TRR, 9.5% TRR was lost

^c Identified in the EtOH wash (without hydrolysis). In the EtAc soluble fraction of the combined ACN, ACN/water and water extracts (without hydrolysis) also buprofezin (BF1) was identified, but quantitative results are not available.

- ^d Identified in the hydrolysed ACN & ACN/water extracts and hydrolysed solids.
- ^e Identified in the EtOH extract and EtAc extract (without hydrolysis); initial extracts of ACN and ACN/water were not analysed.

Buprofezin

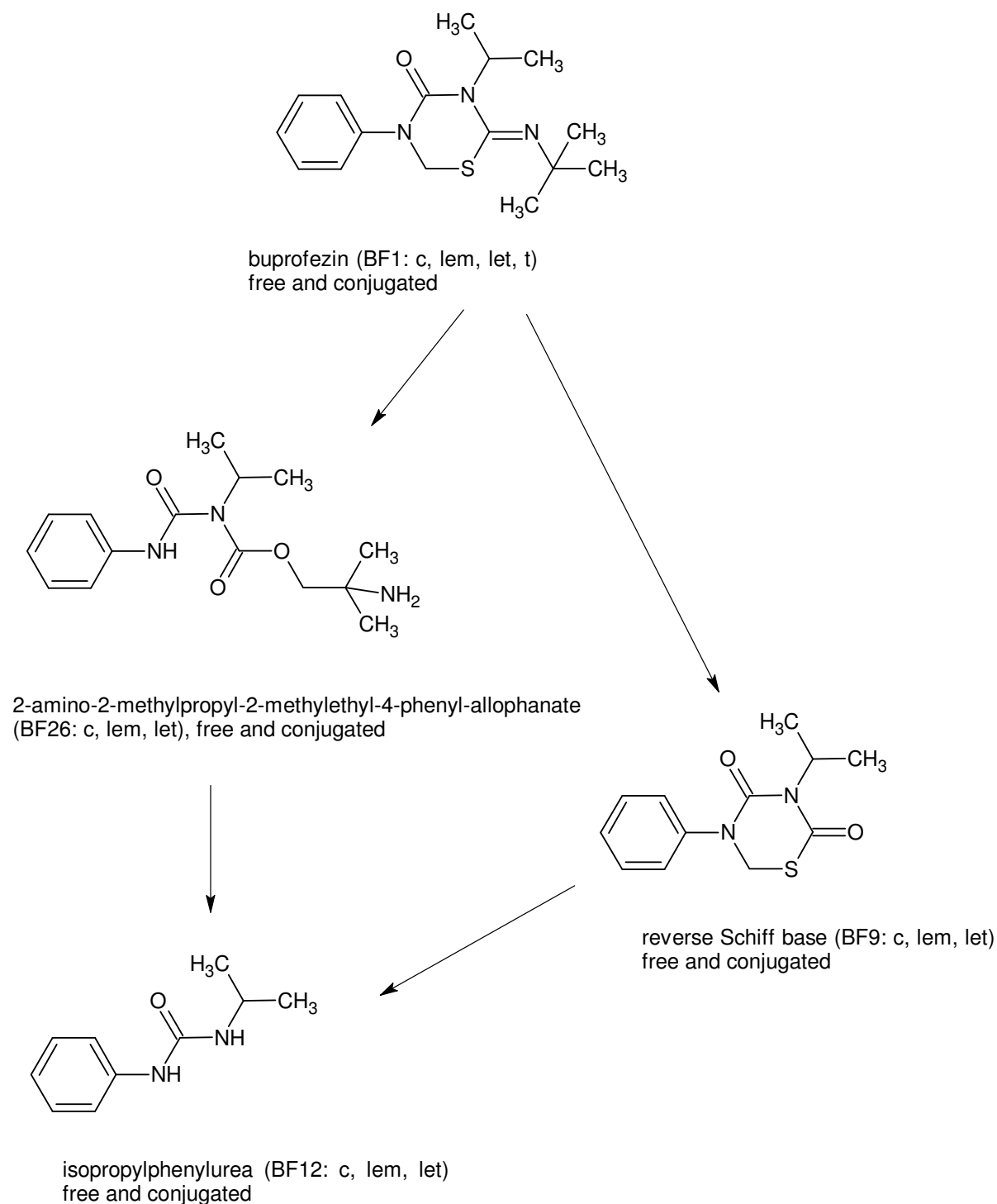


Figure 3 Proposed metabolic pathway of buprofezin in plants (c= cotton, lem = lemon, let = lettuce, t=tomato)

Two basic metabolic pathways of buprofezin for those residues that do penetrate the surface of the plant commodity are proposed as shown in figure 3. The first proposed route consists of a reverse Schiff base reaction (BF9) followed by cleavage of the thiadiazinane ring with loss of $-\text{CH}_2\text{-S-C=O}$ to form isopropylphenylurea (BF12). The second proposed route consists of chemical rearrangements and cleavage of the thiadiazinane ring to form allophanate degradate (BF26) followed by formation of isopropylphenylurea (BF12) or formation of reverse Schiff base (BF9) followed by

formation of isopropylphenylurea (BF12). Data support evidence for existence of a non-glucose sugar conjugate of tert-butylhydroxy-buprofezin (BF4) which cannot be liberated without further degradation to reverse Schiff base (BF9), isopropylphenylurea (BF12) and allophanate degradate (BF26), despite the use of mild chemical and enzymatic techniques.

Environmental fate in soil

The Meeting received information on aerobic and anaerobic degradation in soil, photolysis on the soil surface, field dissipation, adsorption/desorption in soil, and leaching into groundwater. These studies are not considered relevant for the present evaluation and were therefore not summarized.

Environmental fate in water/sediment systems

The Meeting received information on the hydrolysis and photolysis of buprofezin in water and degradation in water/sediment systems. Only the hydrolysis and photolysis studies were considered relevant for the present evaluation. The other studies were not summarized.

Hydrolysis in water

The hydrolysis of [UL-¹⁴C]buprofezin in sterile buffer solutions was investigated under laboratory conditions [Allan and Singer, 1995, E-1015]. The actual test substance concentration at initiation was 0.32 mg/L in aqueous buffer with 1% dimethylformamide as co-solvent. Sterile solutions at pH 5 were prepared as 0.025 M sodium acetate buffer, at pH 7 as 0.025 M potassium phosphate buffer and at pH 9 as 0.0125 M sodium borate buffer. Vials were incubated in the dark at 25 ± 1°C for 0, 1, 3, 7, 10, 14, 21 and 30 days (pH 5) or 0, 15, 30 days (pH 7 and 9). Duplicate samples were analysed by LSC and HPLC against reference standards for buprofezin (BF1), reverse Schiff base (BF9), buprofezin sulfoxide (BF10), biuret (BF11), isopropylphenylurea (BF12), phenyl urea (BF16), des-isopropyl buprofezin (BF19), 4-aminophenol (BF22), and thiobiuret (BF25). Identity of selected solutions was confirmed by TLC or HPLC-MS.

Recovery of total radioactivity was 99.5% to 92.6% with a general trend to lower recoveries at later time points. The pH changed from 5.00 to 5.03, 7.05 to 7.09 and 9.02 to 8.89 during the 30 days of incubation. The half-life for buprofezin was calculated as 51 days at pH 5, 378 days at pH 7 and 396 days at pH 9.

Thiobiuret (BF25) was the first hydrolytic degradate formed and its concentration gradually increased with time to 19.0% TAR at day 30. Isopropylphenylurea (BF12) was first observed at day 7 and increased with time to 9.9% TAR at day 30. A third relatively polar degradation product was observed at day 14 and reached 2.8% TAR at day 30. Trace amounts of biuret (BF11) were found at late time points and reached 0.8% TAR at day 30. The degradation profile at 30 days is shown in Table 12. The identities of buprofezin (BF1), thiobiuret (BF25) and isopropylphenylurea (BF12) were confirmed by HPLC-MS.

Table 12 Hydrolysis profile at pH 5, 7 and 9 after 30 days

| | pH 5 | pH 7 | pH 9 |
|---------|------|------|------|
| | %TAR | %TAR | %TAR |
| BF1 | 63.9 | 91.9 | 92.7 |
| BF11 | 0.8 | 1.6 | 2.5 |
| BF12 | 9.9 | - | - |
| BF25 | 19.0 | 1.0 | - |
| unknown | 2.8 | 1.1 | 0.9 |
| Total | 96.4 | 95.6 | 96.1 |

BF1 = buprofezin , BF11 = biuret, BF12 = isopropylphenylurea , BF25 = thiobiuret

Photolysis in water

Study 1: The photolysis of [UL-¹⁴C]buprofezin in sterile buffer solutions was investigated under laboratory conditions [Masaki, 2007, E-1036]. The actual test substance concentration at initiation was 0.23 mg/L in aqueous buffer. Sterile solutions at pH 4 were prepared as 0.0125 M sodium phosphate buffer, at pH 7 as 0.0125 M potassium phosphate buffer and at pH 9 as 0.0125 M sodium borate buffer. Solutions were maintained at 25 ± 1 °C and exposed to a Xenon arc lamp at wavelengths > 290 nm. Duplicate samples were taken after 0, 2, 4 or 6 days of continuous radiation (6 days is equivalent to 30 days irradiation by solar). Samples were partitioned between EtAc and water. Samples were analysed by LSC, 2D-TLC and HPLC against reference standards for buprofezin (BF1), reverse Schiff base (BF9), buprofezin sulfoxide (BF10), biuret (BF11), isopropylphenylurea (BF12), phenyl urea (BF16), des-isopropyl buprofezin (BF19), and formanilide (BF21).

Recovery of total radioactivity ranged between 95–102%. The pH remained constant during the 6 days of incubation. Results at pH 4 are considered not reliable, because the dark control also showed the same degradation profile. The dark control at pH 7 and 9 showed no evident degradation. Irradiation contributed to degradation of buprofezin at pH 7 and 9. The degradation profile at 6 days is shown in Table 13. Estimated half life under solar irradiation at 40 °N latitude in summer was 106–140 days, and in winter 446–589 days.

Table 13 Hydrolysis profile at pH 4, 7 and 9 after 6 days of irradiation

| | pH 4 | pH4 (dark control) | pH 7 | pH7 (dark control) | pH 9 | pH9 (dark control) |
|---------------------|------|-----------------------|------|-----------------------|------|-----------------------|
| | %TAR | %TAR | %TAR | %TAR | %TAR | %TAR |
| BF1 | 90.0 | 93.8 | 92.0 | 97.2 | 91.4 | 96.8 |
| BF9 | | | | 0.1 | | |
| BF10 | | | | | 0.3 | |
| BF11 + unknown 1 | 2.7 | 1.4 | 1.6 | 0.3 | 1.5 | 0.4 |
| BF12 | 0.7 | 0.6 | 0.3 | | 0.8 | 0.5 |
| BF16 | | | 0.2 | | | |
| BF19 | | | | | 0.2 | |
| BF21 | | | 0.9 | | 0.5 | |
| unknown 2 | 0.5 | 0.3 | 0.5 | 0.4 | 0.1 | |
| others | 0.6 | 0.1 | 0.9 | 0.4 | 0.3 | 0.5 |
| origin | 3.7 | 2.1 | 0.3 | | 0.3 | 0.1 |
| aqueous phase | 1.0 | 0.2 | 1.0 | 0.5 | 0.6 | |
| Total | 99.2 | 98.6 | 97.5 | 99.0 | 96.0 | 98.2 |

BF1 = buprofezin, BF9 = reverse Schiff base, BF10 = buprofezin sulfoxide, BF11 = biuret, BF12 = isopropylphenylurea, BF16 = phenyl urea, BF19 = des-isopropyl buprofezin, BF21 = formanilide

Study 2: The photolysis of [UL-¹⁴C-phenyl]-buprofezin in sterile water was investigated under laboratory conditions [Kent Rupprecht, 1997, E-1019, appendix 1]. The actual test substance concentration at initiation was 0.1 mg/L in deionised water. Solutions were exposed to natural sunlight for 30 days (31 May to 30 June, 1984, latitude not stated). Duplicate samples were taken after 0, 10 and 30 days. Samples were extracted with EtAc. EtAc extracts were analysed by LSC and 2D-TLC against reference standards for buprofezin (BF1), 4-hydroxy-buprofezin (BF2), reverse Schiff base (BF9), buprofezin sulfoxide (BF10), biuret (BF11), isopropylphenylurea (BF12), phenyl urea (BF16), des-isopropyl buprofezin (BF19), formanilide (BF21) and thiobiuret (BF25).

Recovery of total radioactivity ranged between 95–104%. Temperature and pH were not monitored. The dark control showed no evident degradation (91–93%). The degradation profile at 0, 10 and 30 days is shown in Table 14. Estimated half life was 33 days.

Table 14 Photolysis in water after 30 days of irradiation

| | Sunlight exposure | | | Dark control | |
|----------|-------------------|---------|---------|--------------|---------|
| | 0 day | 10 days | 30 days | 10 days | 30 days |
| | %TAR | %TAR | %TAR | %TAR | %TAR |
| BF1 | 93.1 | 77.9 | 55.0 | 91.2 | 92.6 |
| BF2 | 0.1 | 0.5 | 0.7 | 0.3 | 0.4 |
| BF9 | - | 1.1 | 0.9 | - | - |
| BF10 | 0.5 | - | 0.8 | 0.8 | 0.7 |
| BF11 | 2.2 | 1.2 | 1.3 | 2.5 | 2.4 |
| BF12 | - | 0.5 | 0.9 | 0.5 | 1.0 |
| BF16 | - | 0.4 | 0.5 | - | - |
| BF19 | - | 0.5 | 0.7 | - | - |
| BF21 | 3.5 | 5.9 | 9.7 | 3.8 | 4.2 |
| BF25 | - | 0.5 | 0.8 | - | - |
| others a | - | 10.2 | 15.5 | 3.9 | 5.5 |
| Total | 100.1 | 103.9 | 94.9 | 103.5 | 107.1 |

^a Sum of unspecified and unextractable degradates

BF1 = buprofezin, BF2 = 4-hydroxy-buprofezin, BF 9 = reverse Schiff base, BF10 = buprofezin sulfoxide, BF11 = biuret,

BF12 = isopropylphenylurea , BF16 = phenyl urea, BF19 = des-isopropyl buprofezin, BF21 = formanilide, BF25 = thiobiuret

Study 3: The photolysis of unlabelled buprofezin in sterile buffer solutions was investigated under laboratory conditions [Kent Rupprecht, 1997, E-1019, appendix 2]. The actual test substance concentration at initiation was 0.24 mg/L mg/Lin aqueous buffer containing 1% DMF as co-solvent. Sterile solutions at pH 9 were prepared as 0.025 M sodium borate buffer. Solutions were maintained at $25 \pm 5^\circ\text{C}$ and exposed to a 450 W medium pressure mercury vapour lamp at wavelengths > 290 nm. The intensity of the artificial light source was equated to that of natural sunlight using a chemical actinometer solution: 155 h of artificial sunlight were equivalent to 30 days of natural sunlight in mid-summer at 40°N latitude. Duplicate samples were taken at 0, 5.5, 21.5, 48, 70, 75.8, 165.5 h. Samples were extracted with toluene or SPE. Extracts were analysed for by LSC, GC-MS and HPLC against reference standards for buprofezin (BF1), reverse Schiff base (BF9, A11), buprofezin sulfoxide (BF10, A12), biuret (BF11, A14), isopropylphenylurea (BF12, A3), phenylurea (BF16, A2), des-isopropyl buprofezin (BF19, A13) and formanilide (BF21).

The pH ranged between 9.0 and 9.1 during the 165.5 h of incubation. The actual temperature ranged between $19\text{--}32^\circ\text{C}$. Dark control results were not shown. At 165.5 h (32 equivalent days in natural sunlight), buprofezin had degraded to 52%. Estimated half life was equivalent to 38 days of natural sunlight. No single degradation product was identified that exceeded 10% of the initial test material concentration (0.24 mg/L). In the 165.5 h sample, isopropyl phenylurea (BF12) and formanilide (BF21) could be quantified at 1.7% and 3.9% of the initial buprofezin concentration, respectively. In addition, trace amounts of reverse Schiff base (BF9), buprofezin sulfoxide (BF10) and biuret (BF11) were detected by HPLC ($< 1\%$ of the initial buprofezin concentration).

Buprofezin

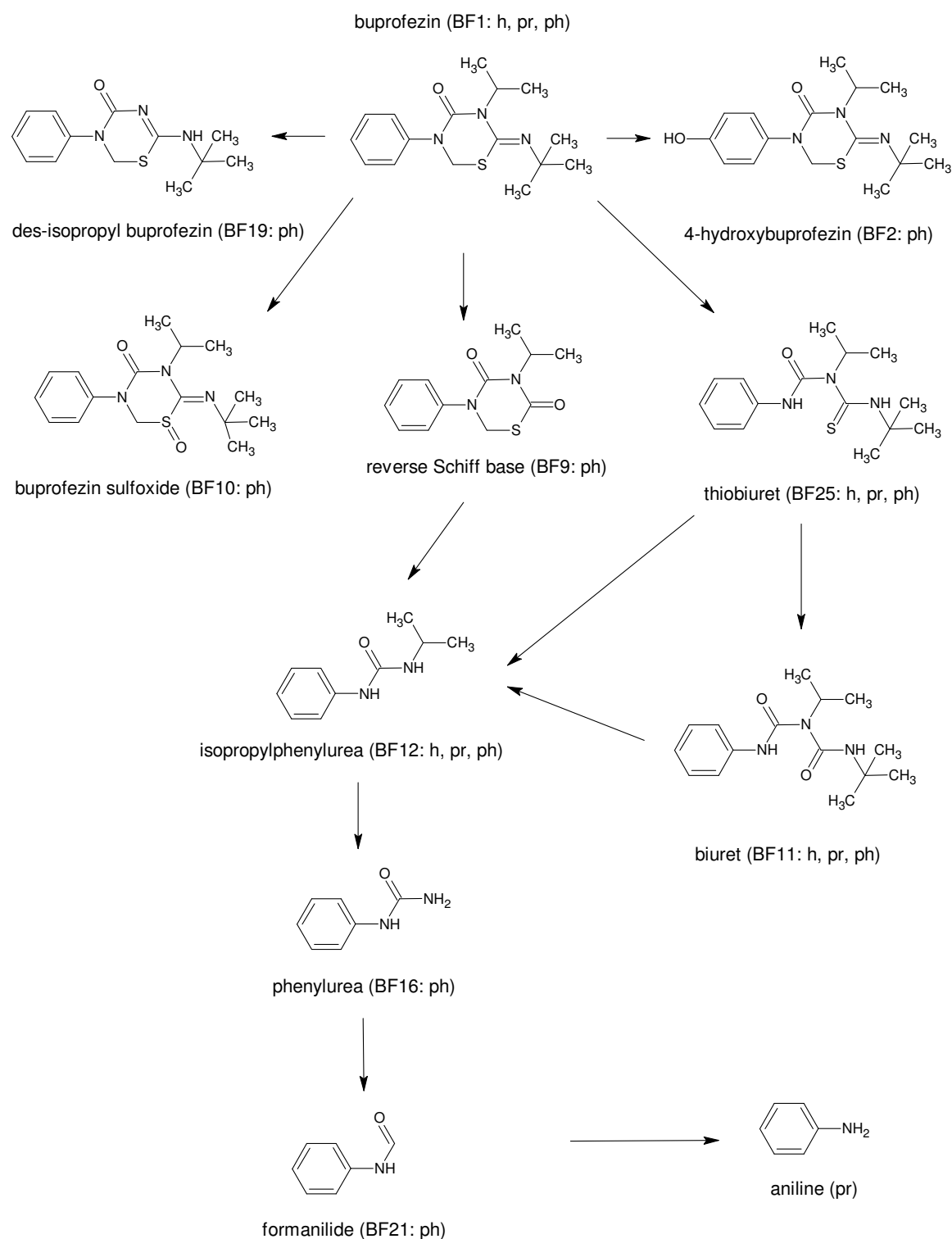


Figure 4 Proposed degradation pathway for buprofezin in water by hydrolysis (h) and photolysis (ph) and during processing of plant commodities (pr)

The degradation pathway of buprofezin for hydrolysis in water at pH 5 and photolysis in water is proposed as shown in figure 4. The proposed route for hydrolysis in water involves opening of the thiadiazinane ring to form thiobiuret (BF25) followed by amide cleavage to produce

isopropylphenylurea (BF12) or replacement of the sulfur with oxygen to form biuret (BF11) followed by amide cleavage to produce isopropylphenylurea (BF12). For photolysis in water several possible degradation pathways were found. The major route is either a reverse Schiff base reaction (BF9) or cleavage of the thiadiazinane ring to form thiobiuret (BF25) followed by further degradation to isopropylphenylurea (BF12), phenylurea (BF16) and the major photodegradate formamide (BF21) or formation of biuret (BF11). Minor photodegradation products found were des-isopropyl buprofezin (BF 19), buprofezin sulfoxide (BF10), and 4-hydroxybuprofezin (BF2).

METHODS OF RESIDUE ANALYSIS

Analytical methods

The Meeting received information on enforcement/monitoring methods for the determination of buprofezin (BF1) in foodstuffs of plant origin. No enforcement/monitoring methods for foodstuffs in animal origin were submitted. In addition, the Meeting received information on analytical methods for the determination of buprofezin (BF1) and some of its metabolites in foodstuffs of plant and animal origin as used in the various study reports (supervised residue trials, storage stability studies, processing studies, feeding studies).

Enforcement/monitoring methods in plant commodities

Method DFG S19

Method DFG S19 is intended for use as enforcement-monitoring method for the determination of buprofezin (BF1) in plant commodities [DFG, 1999]. Method DFG S19 is a published German multi-residue method consisting of different modules for extraction, clean-up and detection depending on the matrix and analyte to be determined. The published method is validated for the determination of buprofezin (BF1) for crops with high water, crops with high fat and dry crops and detection by GC methods.

Klimmek and Klimmek, 2007 [A-1054] validated the method for plant matrix with high water (cucumber) and high acid content (lemon). The study author used extraction module E 1 for cucumber. Samples were extracted with acetone/water (2:1 (v/v)). EtAc/cyclo-hexane (1/1, v/v) and NaCl were added and the phases were separated. The organic phase was cleaned up by GPC. The study author used extraction module E 3 for lemons. Samples were neutralised with sodium hydrogen carbonate before extraction. Further extraction was performed as for module E1. Quantification was by HPLC-MS-MS by using mass transitions m/z 306 > 201 and m/z 306 > 116 (confirmation).

Validation data are presented in Table 15. Matrix effects were verified by comparing the peak area for a matrix matched standard and a standard in solvent at 1 ng/mL. Matrix effects were 2–6%, indicating no need for matrix matched standards.

Table 15 Validation results for modular multi-residue method DFG-S19

| commodity | analyte | reported LOQ mg/kg | spike level mg/kg | n | % recovery mean, range | RSD _r | control samples mg/kg (n) | calibration | reference, method |
|-----------|---------|--------------------|-------------------|--------|------------------------------|------------------|---------------------------|--|----------------------------|
| cucumber | BF1 | 0.01 | 0.01 0.1 | 5 5 | 105, 101-112 109, 102-120 | 4.3% 7.7% | < 0.3LOQ (2) | 9 points; 0.25-100 ng/mL; in solvent; $r > 0.999$ | A-1054 m/z 306 to 201 |

| commodity | analyte | reported LOQ mg/kg | spike level mg/kg | n | % recovery mean, range | RSD _r | control samples mg/kg (n) | calibration | reference, method |
|-----------|---------|--------------------|-------------------|--------|------------------------------|------------------|---------------------------|-------------|------------------------------------|
| | BF1 | 0.01 | 0.01 0.1 | 5 5 | 104, 100-111 109, 101-121 | 4.0% 8.3% | < 0.3LOQ (2) | idem | A-1054 confirmation m/z 306 to 116 |
| lemon | BF1 | 0.01 | 0.01 0.1 | 5 5 | 100, 95-105 99, 90-105 | 3.8% 6.1% | < 0.3LOQ (2) | idem | A-1054 m/z 306 to 201 |
| | BF1 | 0.01 | 0.01 0.1 | 5 5 | 100, 97-105 100, 91-108 | 3.3% 6.5% | < 0.3LOQ (2) | idem | A-1054 confirmation m/z 306 to 116 |

BF1 = buprofezin

Analytical methods for plant commodities used in study reports

GC-NPD method Leary

GC-NPD method Leary (1971) describes quantification of buprofezin (BF1) in egg plants [Valverde-Garcia *et al.*, 1993]. The method was used in supervised residue trials on egg plants.

Samples were extracted with EtAc in the presence of Na₂SO₄. Filtered extracts were concentrated to dryness and redissolved in petroleum ether. The extract was cleaned-up on a Florisil-Na₂SO₄ column. The eluate was concentrated to near dryness and redissolved in petroleum ether. Quantification was by GC-NPD. The reported LOQ was 0.02 mg/kg.

Method validation for egg plants is presented in Table 16.

Table 16 Validation results for GC-NPD method Leary

| matrix | analyte | reported LOQ mg/kg | spike level mg/kg | n | % recovery mean range | RSD _r | control samples mg/kg (n) | calibration | reference, method |
|------------|---------|--------------------|-------------------|---|-----------------------|------------------|---------------------------|-------------|--------------------------------------|
| egg plants | BF1 | 0.02 | 0.02 | 3 | 100 - | 11% | - | linear | Valverde-Garcia <i>et al.</i> , 1993 |
| | | | 0.1 | 3 | 97 - | 6.3% | | | |
| | | | 1.0 | 3 | 95 - | 5.8% | | | |

BF1 = buprofezin

GC-NPD method A-1004 and A-1005

GC-NPD method A-1004 (April 1980, revised July 1985) describes quantification of buprofezin (BF1) in crops, soil and water [Nihon Nohyaku, 1985a, A-1004]. Homogenised samples were extracted with acetone (rice grains, tomato, radish, cucumber, cabbage, soil). The filtered extract was concentrated by rotary evaporation, diluted with hexane and extracted with 0.25 M HCl. The aqueous phase was neutralised with 1 M NaOH and extracted with hexane. The hexane phase was dried through Na₂SO₄, evaporated to dryness and redissolved in hexane. Quantification was by GC-NPD (flame thermionic detection) using external standards in the range 0.025–2.5 mg/L. The reported LOQ was 0.005 mg/kg.

GC-NPD method A-1005 (August 1981, revised July 1985) is a modification of method A-1004 [Nihon Nohyaku, 1985b, A-1005]. The extraction method was adapted to quantify both buprofezin (BF1) and 4-hydroxybuprofezin (BF2) in crops and soil. The filtered acetone extract was concentrated by rotary evaporation, diluted with hexane and extracted with 1 M HCl. The HCl extract was partitioned with DCM. The DCM phase, containing buprofezin (BF1), was dried through

Na₂SO₄, concentrated to dryness, redissolved in n-hexane, cleaned-up on a Florisil column, and re-dissolved in n-hexane. The remaining aqueous phase was diluted with phosphate buffer and neutralised to pH 7.0 with 1 M NaOH. The neutralised aqueous phase was extracted with n-hexane. The hexane phase, containing 4-hydroxybuprofezin (BF2), was dried through Na₂SO₄, concentrated to dryness, re-dissolved in n-hexane, and acetylated using pyridine and acetic anhydride. The mixture was washed with water and dried through Na₂SO₄. Extracts containing either buprofezin (BF1) or 4-hydroxybuprofezin (BF2) were analysed by GC-NPD (flame thermionic detection) using one external standard for buprofezin (BF1) and acetylated 4-hydroxybuprofezin (BF2) at 1 mg/L. The reported LOQ was 0.005 mg/kg.

A modification of GC-NPD method A-1004/A-1005 was used in storage stability studies on citrus, tomatoes and cucumber (January 1990 to August 1991) [Izawa and Uchida, 1991a/b, R-1024, R-1025]. The method was simplified to quantify both buprofezin (BF1) and 4-hydroxybuprofezin (BF2) in one solution. The 1 M HCl extract was diluted with phosphate buffer and neutralised with 10 M NaOH and extracted with hexane. The hexane phase, containing buprofezin (BF1) and 4-hydroxybuprofezin (BF2), was acetylated using pyridine and acetic anhydride. The mixture was washed with water, concentrated to dryness and re-dissolved in n-hexane. Quantification was by GC-NPD, with external standards for buprofezin (BF1) and acetylated 4-hydroxybuprofezin (BF2) at 0.05-5 mg/L. The reported LOQ was 0.005 mg/kg.

Validation results for the modified GC-NPD method A-1004/A-1005 for tomato, cucumber and citrus are presented in Table 17. Control samples of tomato contained residues up to 0.024 mg/kg buprofezin (BF1).

Table 17 Validation results for a modification of GC-NPD method A-1004/A-1005

| matrix | analyte | reported LOQ mg/kg | spike level mg/kg | n | % recovery mean | RSD _r | control samples mg/kg (n) | calibration | reference, method |
|----------|---------|--------------------|-------------------|---|-----------------|------------------|---------------------------|---|---------------------------------|
| tomato | BF1 | 0.005 | 0.1 | 3 | 105 - | 1.6% | 0.022-0.024 (2) | 6 points; 0.05-5 mg/L in solvent; linear by graph | R-1024; R-1025; modified method |
| | BF2 | 0.005 | 0.1 | 3 | 82 | 2.5% | < 0.005 (2) | idem | idem |
| cucumber | BF1 | 0.005 | 0.1 | 3 | 110 | 5.9% | < 0.005 (2) | idem | idem |
| | BF2 | 0.005 | 0.1 | 3 | 75 | 7.1% | < 0.005 (2) | idem | idem |
| citrus | BF1 | 0.005 | 0.1 | 3 | 90 | 0.0% | < 0.005 (2) | idem | idem |
| | BF2 | 0.005 | 0.1 | 3 | 87 | 6.7% | < 0.005 (2) | idem | idem |

BF1 = buprofezin, BF2 = 4-hydroxybuprofezin

GC-NPD/HPLC-UV method A-1007

GC-NPD method A-1007 (August 1981, revised April 1986) describes quantification of buprofezin (BF1) and 4-hydroxybuprofezin (BF2) in citrus [Nihon Nohyaku, 1986, A-1007]. Homogenised samples were extracted with acetone. The filtered extract was concentrated by rotary evaporation, diluted with n-hexane and extracted with 1 M HCl. The aqueous phase was buffered with phosphate buffer at pH 7 using 1 M NaOH and extracted with n-hexane. The hexane phase was dried through Na₂SO₄, evaporated to dryness, redissolved in hexane and was acetylated using pyridine and acetic anhydride. The mixture was washed with water, dried through Na₂SO₄, concentrated to dryness and re-dissolved in n-hexane. Quantification was by GC-NPD (flame thermionic detection) using external standards of buprofezin (BF1) and acetylated 4-hydroxybuprofezin (BF2) in the range 0.01–1 mg/L. The reported LOQ for both analytes was 0.01 mg/kg in citrus pulp and 0.03 mg/kg in citrus peel.

A modification of the method was used in supervised residue trials on lemons, oranges, mandarins and mangoes (Febr 1993–August 1995) [Wilson *et al.*, 1993, 1995a/b, DERBI 6317,

DERBI 40158, DERBI 42254]. The method was modified by using HPLC-UV detection thus eliminating derivatisation of 4-hydroxybuprofezin (BF2). Homogenised samples were extracted with acetone. The extract was concentrated, acidified with aqueous HCl and washed with hexane. The aqueous phase was neutralised, NaCl was added and buprofezin (BF1) and 4-hydroxybuprofezin (BF2) were partitioned into hexane. After evaporation to dryness, the residuum was re-dissolved in water/MeOH (30:70, v/v) and analysed by HPLC-UV using external standardization. The reported LOQ was 0.1 mg/kg for each analyte.

Method validation results for this HPLC-UV modification for lemons, orange and mango are presented in Table 18. Control samples of orange peel contained residues up to 0.41 mg/kg buprofezin (BF1), which were confirmed by GC-NPD detection. Control samples of orange pulp contained residues up to 0.008 mg/kg buprofezin (BF1). Control samples of mango peel contained residues up to 0.089 mg/kg buprofezin (BF1).

Table 18 Validation results for HPLC-UV method A-1007

| matrix | analyte | reported LOQ mg/kg | spike level mg/kg | n | % recovery | | RSD _r | control samples mg/kg (n) | calibration | reference, method |
|-------------|---------|--------------------|-------------------|---|------------|--------|------------------|---------------------------|-------------|----------------------|
| | | | | | mean | range | | | | |
| lemons | BF1 | 0.1 | 0.1 | 3 | 93 | 92-96 | 2.4% | < 0.5LOQ (4) | - | DERBI 6317; HPLC-UV |
| | | | 0.2 | 1 | 92 | - | - | | | |
| | | | 0.4 | 1 | 85 | - | - | | | |
| | | | 2.0 | 1 | 87 | - | - | | | |
| | BF2 | 0.1 | 0.1 | 3 | 92 | 86-97 | 6.6% | < 0.5LOQ (4) | - | DERBI 6317; HPLC-UV |
| | | | 0.2 | 1 | 88 | - | - | | | |
| | | | 0.4 | 1 | 99 | - | - | | | |
| | | | 2.0 | 1 | 91 | - | - | | | |
| orange | BF1 | 0.1 | 0.1 | 3 | 92 | 90-93 | 2.0% | < 0.5LOQ (5) | - | DERBI 40158; HPLC-UV |
| | | | 0.3 | 1 | 93 | - | - | | | |
| | | | 1.0 | 1 | 100 | - | - | | | |
| | | | 20 | 1 | 97 | - | - | | | |
| orange peel | BF1 | 0.1 | 0.2 | 1 | 101 | - | - | < 0.3LOQ – 0.41 (10) | - | DERBI 40158; HPLC-UV |
| | | | 0.4 | 1 | 90 | - | - | | | |
| | | | 1.0 | 3 | 92 | 92-93 | 0.7% | | | |
| | | | 5.0 | 1 | 85 | - | - | | | |
| | | | 20 | 1 | 96 | - | - | | | |
| orange pulp | BF1 | 0.02 | 0.02 | 4 | 99 | 80-120 | 17% | < 0.3LOQ – 0.008 (10) | - | DERBI 40158; HPLC-UV |
| | | | 0.04 | 2 | 89 | 88-90 | - | | | |
| | | | 0.1 | 1 | 93 | - | - | | | |
| | | | 1.0 | 1 | 83 | - | - | | | |
| mango peel | BF1 | 0.02 | 0.02 | 3 | 101 | 95-104 | 5.4% | < 0.3LOQ - 0.089 (11) | - | DERBI 42254; HPLC-UV |
| | | | 0.1 | 2 | 80 | 75-85 | - | | | |
| | | | 1.0 | 2 | 82 | 80-84 | - | | | |
| | | | 5.0 | 1 | 84 | - | - | | | |
| mango pulp | BF1 | 0.01 | 0.01 | 4 | 93 | 77-103 | 12% | < 0.3LOQ (13) | - | DERBI 42254; HPLC-UV |
| | | | 0.02 | 2 | 67 | 60-73 | - | | | |
| | | | 0.1 | 3 | 73 | 68-76 | 6.3% | | | |
| | | | 1.0 | 1 | 74 | - | - | | | |

BF1 = buprofezin, BF2 = 4-hydroxybuprofezin

GC-NPD method NNI-750

GC-NPD method NNI-750 (October 1983) describes quantification of buprofezin (BF1) and 4-hydroxybuprofezin (BF2) in tomatoes [Goto, 1983, DC-10]. The method was used in supervised residue trials on tomatoes.

Samples were extracted with acetone. After rotary evaporation to the aqueous phase, the extract was acidified with 0.3 M HCl and washed with iso-octane. The aqueous phase was neutralized to pH by 1 M NaOH, NaCl was added and the aqueous phase was extracted with hexane. The hexane phase was dried over Na₂SO₄, evaporated to dryness and re-dissolved in acetone. Quantification was by GC-NPD using standards of 0.1–0.8 mg/L of buprofezin (BF1) and 4-hydroxybuprofezin (BF2) in acetone. The reported LOQ was 0.005 mg/kg for buprofezin (BF1) and 0.01 mg/kg for 4-hydroxybuprofezin (BF2).

Method validation for tomatoes is presented in Table 19. Control samples of tomatoes contained residues up to 0.005 mg/kg buprofezin (BF1).

Table 19 Validation results for GC-NPD method NNI-750

| matrix | analyte | reported LOQ mg/kg | spike level mg/kg | n | % recovery | | RSD _r | control samples mg/kg (n) | calibration | reference, method |
|----------|---------|--------------------|-------------------|---|------------|-------|------------------|---------------------------|---|-------------------|
| | | | | | mean | range | | | | |
| tomatoes | BF1 | 0.005 | 0.1 | 2 | 82 | 80-83 | - | < 0.005-0.005 (4) | 5 points; 0.1-0.8 mg/L; linear by graph | DC-10 |
| tomatoes | BF2 | 0.01 | 0.2 | 2 | 98 109 | 86- | - | < 0.01 (4) | 4 points; 0.1-0.8 mg/L; linear by graph | DC-10 |

BF1 = buprofezin, BF2 = 4-hydroxybuprofezin

GC-NPD method DC-13

GC-NPD method DC-13 (November 1985) describes quantification of buprofezin (BF1) in grapes [Goto, 1985, DC-13]. The method was used in supervised residue trials on grapes and storage stability studies on grapes.

Samples were extracted with acetone. After rotary evaporation to the aqueous phase, NaCl was added and the pH was adjusted to pH 7 by 1 M NaOH. The extract was partitioned with hexane. The hexane phase was dried through Na₂SO₄, concentrated and cleaned up using Florisil column chromatography. The effluent was rotary evaporated and re-dissolved in acetone. Quantification by GC-NPD using standards of 0.1-0.5 mg/L of buprofezin (BF1) in acetone. The reported LOQ was 0.005 mg/kg.

Method validation for grapes is presented in Table 20.

Table 20 Validation results for GC-NPD method DC-13

| matrix | analyte | reported LOQ mg/kg | spike level mg/kg | n | % recovery | | RSD _r | control samples mg/kg (n) | calibration | reference, method |
|--------|---------|--------------------|-------------------|---|------------|-------|------------------|---------------------------|---|-------------------|
| | | | | | mean | range | | | | |
| grapes | BF1 | 0.01 | 0.2 | 2 | 91 | 91-91 | - | < 0.005 (2) | 5 points; 0.1-0.5 mg/L; linear by graph | DC-13 |

BF1 = buprofezin

GC-NPD method RM89001

GC-NPD method RM89001 (18 May 1990) describes quantification of buprofezin (BF1) and 4-hydroxybuprofezin (BF2) in tomato [Dow Elanco, 1990a]. Homogenised samples were extracted with acetone. After addition of water and NaCl, the extract was partitioned into hexane. The hexane extract was dried through Na₂SO₄, evaporated to near dryness and re-dissolved in acetone. Quantification was by GC-NPD (flame thermionic detection) using external standardization in the range 0.5–10 mg/L. The reported LOQ was 0.05 mg/kg for buprofezin (BF1) and 0.1 mg/kg for 4-hydroxybuprofezin (BF2).

Method validation results for tomato are described in Table 21.

Table 21 Validation results for GC-NPD method RM89001

| matrix | analyte | reported LOQ mg/kg | spike level mg/kg | n | % recovery | | RSD _r | control samples mg/kg (n) | calibration | reference, method |
|--------|---------|--------------------|-------------------|---|------------|-------|------------------|---------------------------|-------------|-----------------------------|
| | | | | | mean | range | | | | |
| tomato | BF1 | 0.05 | 0.05 | 3 | 85 | 84-86 | 1.4% | < 0.3LOQ (4) | - | Dow Elanco, 1990a, RM 89001 |
| | | | 0.1 | 2 | 86 | 74-97 | - | | | |
| | | | 0.4 | 1 | 82 | - | - | | | |
| | | | 0.8 | 1 | 95 | - | - | | | |
| | BF2 | 0.1 | 0.1 | 2 | 81 | 68-94 | - | < 0.3LOQ(4) | - | Dow Elanco, 1990a, RM 89001 |
| | | | 0.4 | 1 | 76 | - | - | | | |
| | | | 0.9 | 1 | 86 | - | - | | | |

BF1 = buprofezin, BF2 = 4-hydroxybuprofezin

GC-NPD method 90/2558/PC

GC-NPD method 90/2558/PC (July 1990) describes quantification of buprofezin (BF1) in crops. The method was used in a storage stability study on kiwi, apple, peach and courgette. No method description or validation is available.

GC-NPD/GC-MS method RM89003

GC-NPD method RM89003 (13 Sept 1990) describes quantification of buprofezin (BF1) and 4-hydroxybuprofezin (BF2) in apple [Dow Elanco, 1990b]. Homogenised samples were extracted with acetone containing NaOH. The extract was concentrated and extracted with 1 M HCl. After addition of phosphate buffer and pH adjustment to pH 7, the extract was partitioned into hexane. The hexane extract was dried through Na₂SO₄. Pyridine and acetic anhydride were added to acetylate 4-hydroxybuprofezin (BF2). After washing with water, the n-hexane layer was evaporated and re-dissolved in EtAc. Quantification was by GC-NPD using external standards for buprofezin (BF1) and acetylated 4-hydroxybuprofezin (BF2) in the range 0.5–2.5 mg/L. The reported LOQ was 0.01 mg/kg for buprofezin (BF1) and 0.02 mg/kg for 4-hydroxybuprofezin (BF2).

A modification of the method was used in supervised residue trials on pears [Cowles, 2004c, DERBI 2839]. As 4-Hydroxybuprofezin (BF2) was not determined it was therefore not necessary to perform the acetylation step. GC-MS detection was used to achieve greater selectivity. 1 mg/L standard is equivalent to 0.1 mg/kg in the sample. The reported LOQ was 0.01 mg/kg.

Method validation results for pears and grapes are presented in Table 22. Control samples of grapes contained residues up to 0.02 mg/kg buprofezin (BF1).

Table 22 Validation results for GC-MS method RM89003

| matrix | analyte | reported LOQ mg/kg | spike level mg/kg | n | % recovery | | RSD _r | control samples mg/kg (n) | calibration | reference, method |
|--------|---------|--------------------|-------------------|---|------------|--------|------------------|---------------------------|--|----------------------|
| | | | | | mean | range | | | | |
| pears | BF1 | 0.01 | 0.01 0.11 | 3 | 102 | 101- | 1.1% 10% | < 0.5LOQ (3) | 5 points; 0.056-2.3 mg/L; in solvent $r^2 > 0.9999$ | DERBI 2839; GC-MS |
| | | | | 4 | 103 | 92-115 | | | | |
| grapes | BF1 | 0.01 | 0.01 0.11 | 3 | 96 | 76-112 | 19% 18% | < 0.5LOQ (4) | 5 points; 0.056-2.3 mg/L; in solvent $r^2 > 0.9999$ | DERBI 2842; GC-MS |
| | | | | 4 | 98 | 86-118 | | | | |
| grapes | BF1 | 0.01 | 0.01 0.1 | 3 | 80 | 78-81 | 1.9% - | < 0.5LOQ - 0.02 (9) | 4 points; 0.051-1.0 mg/L; in solvent $r^2 > 0.9999$ | DERBI 2881; GC-MS |
| | | | | 1 | 85 | - | | | | |

BF1 = buprofezin

GC-NPD methods RAM BF/05/94, BF/06/94, BF/02/96

GC-NPD method RAM BF/05/94 (December 1993) describes quantification of buprofezin (BF1), reverse Schiff base (BF9) and isopropylphenylurea (BF12) in vegetable crops [Neal, 1997, R-1073, Carringer, 2005, R-1164, Netzband and Neal, 1998b, R-1094, Stewart, 2004, R-1162]. The method was used in a storage stability study on lettuce, tomato, processed tomato fractions and in supervised residue trials on grapes, cucumbers and tomatoes.

Samples were extracted with acetone. After rotary evaporation to the aqueous phase, the extract was acidified with 1 M HCl and partitioned with hexane. The hexane phase, containing the reverse Schiff base (BF9), was dried through Na₂SO₄, concentrated and cleaned up using Florisil column chromatography. The aqueous phase, containing buprofezin (BF1) and isopropylphenylurea (BF12), was neutralized with NaOH to pH 7 and partitioned with 50% EtAc/hexane. The organic phase was dried through Na₂SO₄, combined with the reverse Schiff base (BF9) cleaned-up extract, rotary evaporated and re-dissolved in toluene. For cucumber, an additional amino SPE clean-up was added and analytes were re-dissolved in toluene. Quantification by GC-NPD using mixed standards of 0.02–0.60 mg/L of buprofezin (BF1), reverse Schiff base (BF9) and isopropylphenylurea (BF12) in toluene. The reported LOQ was 0.01 mg/kg for each analyte.

GC-NPD method RAM BF/06/94 (April 1995–Sept 1997) is equal to RAM BF/05/94, except that the reported LOQ was raised to 0.05 mg/kg for each analyte [Netzband and Neal, 1998a, R-1093]. Tomato pomace samples were re-dissolved in hexane, followed by partitioning with ACN. The ACN phase was evaporated to dryness and re-dissolved in toluene.

GC-NPD method RAM BF/02/96 (May 1996) is a modification of BF/05/94 and is used in an ILV study [Kaiser, 1996, A-1031]. The method describes quantification of only buprofezin (BF1) in vegetable crops; the reverse Schiff base (BF9) and isopropylphenylurea (BF12) are not determined. Because the quantification of the reverse Schiff base (BF9) is left out, the hexane phase is discarded and Florisil clean-up is no longer required.

Method RAM BF/05/94 was validated for cucumber, grapes, lettuce, and tomato. Method RAM BF/06/94 was validated for tomatoes and processed fractions thereof. In addition, GC-NPD method RAM BF/02/96 was validated for cucumber, lettuce and tomato by an independent laboratory. Validation results are presented in Table 23. Control samples of lettuce contained residues up to 0.003 mg/kg buprofezin (BF1), 0.0065 mg/kg reverse Schiff base (BF9) and 0.0064 mg/kg isopropylphenylurea. Control samples of grapes contained residues up to 0.003 mg/kg isopropylphenylurea (BF12). Control samples of dry tomato pomace contained residues up to

0.049 mg/kg reverse Schiff base (BF9). Control samples of tomato juice contained residues up to 0.023 mg/kg reverse Schiff base (BF9). Control samples of tomato paste contained residues up to 0.072 mg/kg reverse Schiff base (BF9).

Table 23 Validation results for GC-NPD method RAM BF/05/94, BF/06/94 and BF/02/96

| matrix | analyte | reported LOQ mg/kg | spike level mg/kg | n | % recovery | | RSD _r | control samples mg/kg (n) | calibration | reference, method | |
|----------|---------|--------------------|-------------------|-----|------------|---------|------------------|---------------------------|--|----------------------------|-------|
| | | | | | mean | range | | | | | |
| cucumber | BF1 | 0.01 | 0.1 | 8 | 77 | 63-112 | 23.0% | < 0.01 (98) | 6 points; 0.02-0.60 mg/L in solvent $r^2 > 0.999$ | R-1073; BF/05/94 | |
| | | | 0.5 | 8 | 82 | 66-106 | 15.5% | | | | |
| | | | 1.0 | 4 | 87 | 83-89 | 3.1% | | | | |
| | BF9 | 0.01 | 0.1 | 8 | 94 | 83-120 | 13.3% | < 0.01 (98) | 6 points; 0.02-0.60 mg/L in solvent $r^2 > 0.999$ | R-1073; BF/05/94 | |
| | | | | 0.5 | 8 | 99 | 83-130 | | | | 17.3% |
| | | | | 1.0 | 4 | 101 | 98-105 | | | | 3.1% |
| | BF12 | 0.01 | 0.1 | 8 | 93 | 75-120 | 15.0% | < 0.01 (98) | 6 points; 0.02-0.60 mg/L in solvent $r^2 > 0.999$ | R-1073; BF/05/94 | |
| | | | | 0.5 | 8 | 94 | 80-111 | | | | 11.5% |
| | | | | 1.0 | 4 | 96 | 93-100 | | | | 3.0% |
| cucumber | BF1 | 0.01 | 0.1 | 2 | 77 | 77-77 | - | < 0.01 (2) | 6 points; 0.02-0.60 mg/L in solvent $r^2 > 0.999$ | A-1031; BF/02/96 ILV | |
| | | | 0.5 | 2 | 82 | 84-80 | - | | | | |
| | | | 1.0 | 2 | 86 | 82-92 | - | | | | |
| grapes | BF1 | 0.01 | 0.01 | 6 | 91 | 81-106 | 10% | < 0.3LOQ (8) | 6 points; 0.02-0.60 mg/L in solvent $r^2 > 0.999$ | R-1164; BF/05/94 | |
| | | | 0.1 | 1 | 102 | 102-102 | - | | | | |
| | | | 0.5 | 4 | 89 | 86-90 | 2.1% | | | | |
| | | | 2.0 | 1 | 102 | 102-102 | - | | | | |
| | BF9 | 0.01 | 0.01 | 6 | 83 | 77-87 | 4.1% | < 0.3LOQ (8) | 6 points; 0.02-0.60 mg/L in solvent $r^2 > 0.999$ | R-1164; BF/05/94 | |
| | | | | 0.1 | 1 | 95 | 95-95 | | | | - |
| | | | | 0.5 | 4 | 85 | 83-88 | | | | 2.4% |
| | | | | 2.0 | 1 | 90 | 90-90 | | | | - |
| | BF12 | 0.01 | 0.01 | 6 | 79 | 72-90 | 9.5% | < 0.3LOQ- 0.003 (8) | 6 points; 0.02-0.60 mg/L in solvent $r^2 > 0.999$ | R-1164; BF/05/94 | |
| 0.1 | | | | 1 | 93 | 93-93 | - | | | | |
| 0.5 | | | | 4 | 80 | 79-82 | 1.6% | | | | |
| 2.0 | | | | 1 | 93 | 93-93 | - | | | | |
| lettuce | BF1 | 0.01 | 0.1 | 20 | 95 | 79-124 | 12% | < 0.3LOQ- 0.003 (10) | 6 points; 0.02-0.60 mg/L in solvent $r^2 > 0.999$ | R-1094; BF/05/94 | |
| | BF9 | 0.01 | 0.1 | 20 | 93 | 78-118 | 13% | < 0.3LOQ- 0.0065 (10) | idem | R-1094; BF/05/94 | |
| | BF12 | 0.01 | 0.1 | 20 | 87 | 72-106 | 9.9% | < 0.3LOQ- 0.0064 (10) | idem | R-1094; BF/05/94 | |

| matrix | analyte | reported LOQ mg/kg | spike level mg/kg | n | % recovery | | RSD _r | control samples mg/kg (n) | calibration | reference, method | | | | | | | | | | |
|-------------------|---------|--------------------|-------------------|------|------------|--------|------------------|---------------------------|--|----------------------------|---------------------|------|-----|----|----|--------|------|--------------------|------|---------------------|
| | | | | | mean | range | | | | | | | | | | | | | | |
| lettuce | BF1 | 0.01 | 0.1 | 2 | 87 | 86-87 | - | < 0.01 (2) | 6 points; 0.02-0.60 mg/L in solvent $r^2 > 0.999$ | A-1031; BF/02/96 ILV | | | | | | | | | | |
| | | | 0.5 | 2 | 93 | 92-94 | - | | | | | | | | | | | | | |
| | | | 1.0 | 2 | 92 | 91-92 | - | | | | | | | | | | | | | |
| tomato | BF1 | 0.01 | 0.01 | 6 | 83 | 78-90 | 6.7% | < 0.01 (8) | 6 points; 0.02-0.60 mg/L in solvent $r^2 > 0.999$ | R-1162; BF/05/94 | | | | | | | | | | |
| | | | 0.1 | 2 | 99 | 97-100 | 1.9% | | | | | | | | | | | | | |
| | | | 1.0 | 6 | 100 | 95-104 | 3.8% | | | | | | | | | | | | | |
| | BF9 | 0.01 | 0.01 | 0.01 | 6 | 88 | 75-105 | 14.7% | < 0.01 (8) | idem | R-1162; BF/05/94 | | | | | | | | | |
| | | | | 0.1 | 1 | 97 | 97-97 | - | | | | | | | | | | | | |
| | | | | 1.0 | 5 | 97 | 92-102 | 4.9% | | | | | | | | | | | | |
| BF12 | 0.01 | 0.01 | 0.01 | 6 | 84 | 73-90 | 7.6% | < 0.01 (8) | idem | R-1162; BF/05/94 | | | | | | | | | | |
| | | | 0.1 | 1 | 86 | 86-86 | - | | | | | | | | | | | | | |
| | | | 1.0 | 5 | 90 | 85-98 | 5.4% | | | | | | | | | | | | | |
| tomato | BF1 | 0.05 | 0.5 | 16 | 95 | 81-110 | 9.7% | < 0.3LOQ (8) | 6 points; 0.02-0.60 mg/L in solvent $r^2 > 0.999$ | R-1093; BF/06/94 | | | | | | | | | | |
| | | | | | | | | | | | BF9 | 0.05 | 0.5 | 16 | 94 | 78-108 | 9.2% | < 0.3LOQ (8) | idem | R-1093; BF/06/94 |
| | | | | | | | | | | | | | | | | | | | | |
| tomato dry pomace | BF1 | 0.05 | 0.5 | 10 | 81 | 68-127 | 21% | < 0.3LOQ (5) | idem | R-1093; BF/06/94 | | | | | | | | | | |
| | | | | | | | | | | | BF9 | 0.05 | 0.5 | 10 | 93 | 81-131 | 17% | 0.026-0.049 (5) | idem | R-1093; BF/06/94 |
| | | | | | | | | | | | | | | | | | | | | |
| tomato juice | BF1 | 0.05 | 0.5 | 10 | 91 | 84-94 | 3.2% | < 0.3LOQ (5) | idem | R-1093; BF/06/94 | | | | | | | | | | |
| | | | | | | | | | | | BF9 | 0.05 | 0.5 | 10 | 90 | 78-95 | 6.2% | < 0.3LOQ-0.023 (5) | idem | R-1093; BF/06/94 |
| | | | | | | | | | | | | | | | | | | | | |
| tomato paste | BF1 | 0.05 | 0.5 | 10 | 95 | 72-105 | 9.8% | < 0.3LOQ (5) | idem | R-1093; BF/06/94 | | | | | | | | | | |
| | | | | | | | | | | | BF9 | 0.05 | 0.5 | 10 | 96 | 74-111 | 10% | 0.035-0.072 (5) | idem | R-1093; BF/06/94 |
| | | | | | | | | | | | | | | | | | | | | |
| tomato | BF1 | 0.01 | 0.1 | 2 | 89 | 87-90 | - | < 0.01 (2) | 6 points; 0.02-0.60 mg/L in solvent $r^2 > 0.999$ | A-1031; BF/02/96 ILV | | | | | | | | | | |
| | | | 0.5 | 2 | 99 | 92-104 | - | | | | | | | | | | | | | |
| | | | 1.0 | 2 | 94 | 92-96 | - | | | | | | | | | | | | | |

BF1 = buprofezin, BF9 = reverse Schiff base, BF12 = isopropylphenylurea

GC-NPD method DC-33, DC-52 and DC-64

GC-NPD method DC-33 (July-October 1994), DC-52 (July 1996) and DC-64 (October 2000) describes quantification of buprofezin (BF1) in mandarins, cucumbers and grapes [Komatsu and Yabusaki, 1994, DC-33, Narita and Ishibashi, 2000, DC-64, Narita *et al.*, 1996 DC-52]. The method was used in supervised residue trials on mandarins, cucumbers and grapes and a storage stability study on grapes.

Samples were extracted with acetone. Filtered extracts were concentrated and cleaned up by a granular porous diatomaceous earth packed column and Florisil mini-packed column. The final effluent was evaporated to dryness and re-dissolved in hexane (mandarins) or acetone (grapes). Quantification by GC-NPD using standards at 0.01–0.4 mg/L in hexane (mandarins) or 0.05–1.0 mg/L in acetone (grapes, cucumbers). The reported LOQ was 0.01 mg/kg for mandarin pulp, grapes and cucumbers and 0.04 mg/kg for mandarin peel. The reported LOQ for whole mandarin fruit was 0.04 mg/kg.

Method validation for mandarins (peel/pulp), grapes and cucumbers is presented in Table 24. Control samples of mandarin peel contained residues up to 0.07 mg/kg buprofezin (BF1).

Table 24 Validation results for GC-NPD method DC-33, DC-52 and DC-64

| matrix | analyte | reported LOQ mg/kg | spike level mg/kg | n | % recovery | | RSD _r | control samples mg/kg (n) | calibration | reference, method |
|---------------|---------|--------------------|-------------------|---|------------|--------|------------------|---------------------------|--|-------------------|
| | | | | | mean | range | | | | |
| mandarin pulp | BF1 | 0.01 | 0.4 | 2 | 94 | 94-95 | - | < 0.01 (2) | 5 points; 0.01-0.4 mg/L; linear by graph | DC-33 |
| mandarin peel | BF1 | 0.04 | 1.6 | 2 | 89 | 92-86 | - | < 0.04- 0.07 (2) | idem | DC-33 |
| grapes | BF1 | 0.01 | 0.4 | 4 | 97 | 93-100 | 3.7% | < 0.01 (4) | 5 points 0.05-1.0 mg/L; linear by graph | DC-64 |
| cucumbers | BF1 | 0.01 | 0.4 | | 89 | 86-91 | 3.0% | < 0.01 (4) | 4 points 0.05-1.0 mg/L; linear by graph | DC-52 |

BF1 = buprofezin

GC-NPD method "Buprofezin V1"

GC-NPD method "Buprofezin V1" (June 1996) describes quantification of buprofezin (BF1) in apples. The method was used in supervised residue trials on apples.

Only a summary method description is available [Harris, 1996, DERBI 47076]. Samples were extracted with EtAc. The concentrated extract was cleaned-up by GPC. Quantification was by GC-NPD. The reported LOQ was 0.01 mg/kg.

Method validation for apples is presented in Table 25. Control samples of apples contained residues up to 0.004 mg/kg buprofezin (BF1).

Table 25 Validation results for GC-NPD method "Buprofezin V1"

| matrix | analyte | reported LOQ mg/kg | spike level mg/kg | n | % recovery | | RSD _r | control samples mg/kg (n) | calibration | reference, method |
|--------|---------|--------------------|-------------------|---|------------|-------|------------------|---------------------------|-------------|-------------------|
| | | | | | mean | range | | | | |
| apple | BF1 | 0.005 | 0.02 0.10 | 6 | 91 | - | 32% | < 0.3LOQ - 0.004 | - | DERBI 47076 |
| | | | | 5 | 108 | - | 27% | | | |

BF1 = buprofezin

GC-NPD method BF96R002

GC-NPD method BF96R002 (Dec 1996–November 1997) describes quantification of buprofezin (BF1), reverse Schiff base (BF9) and isopropylphenylurea (BF12) in citrus [Neal, 1998, R-1092]. The method was used in supervised residue trials on oranges.

Samples were extracted with acetone. The filtered extract was concentrated to the aqueous phase, acidified with 1 M HCl and partitioned with hexane. The hexane phase, containing the reverse Schiff base (BF9), was dried through Na₂SO₄, concentrated and cleaned up using Florisil column chromatography. The acidic aqueous phase, containing buprofezin (BF1) and isopropylphenylurea (BF12), was partitioned with DCM. The organic phase was dried through Na₂SO₄, combined with the reverse Schiff base (BF9) cleaned-up extract, cleaned-up by amino SPE and analytes were re-dissolved in toluene. Quantification by GC-NPD using mixed standards of 0.02–0.60 mg/L of buprofezin (BF1), reverse Schiff base (BF9) and isopropylphenylurea (BF12) in toluene. The reported LOQ was 0.01 mg/kg for each analyte.

Method validation for orange is presented in Table 26.

Table 26 Validation results for GC-NPD method BF96R002

| matrix | analyte | reported LOQ mg/kg | spike level mg/kg | n | % recovery | | RSD _t | control samples mg/kg (n) | calibration | reference, method |
|--------|---------|--------------------|-------------------|---|------------|--------|------------------|---------------------------|---|-------------------|
| | | | | | mean | range | | | | |
| orange | BF1 | 0.01 | 0.05 | 5 | 101 | 93-115 | 8.6% | < 0.3LOQ (18) | 6 points; 0.02-0.60 mg/L; linear R ² > 0.999 | R-1174 |
| | | | 0.1 | 1 | 85 | - | - | | | |
| | | | 0.5 | 6 | 98 | 84-115 | 13% | | | |
| | | | 1.0 | 2 | 92 | 82-101 | - | | | |
| | | | 1.5 | 1 | 86 | - | - | | | |
| | BF9 | 0.01 | 0.05 | 5 | 100 | 86-110 | 9.0% | < 0.3LOQ (18) | 6 points; 0.02-0.60 mg/L; linear R ² > 0.99 | R-1174 |
| | | | 0.1 | 1 | 96 | - | - | | | |
| | | | 0.5 | 6 | 102 | 88-125 | 14% | | | |
| | | | 1.0 | 2 | 89 | 72-106 | - | | | |
| | | | 1.5 | 1 | 98 | - | - | | | |
| | BF12 | 0.01 | 0.05 | 5 | 95 | 82-106 | 10% | < 0.3LOQ (18) | 6 points; 0.02-0.60 mg/L; linear R ² > 0.99 | R-1174 |
| | | | 0.1 | 1 | 74 | - | - | | | |
| | | | 0.5 | 6 | 86 | 65-118 | 22% | | | |
| | | | 1.0 | 2 | 87 | 81-93 | - | | | |
| | | | 1.5 | 1 | 78 | - | - | | | |

BF1 = buprofezin, BF9 = reverse Schiff base, BF12 = isopropylphenylurea

GC-NPD method NHH/089-01R

GC-NPD method NHH/089-01R (May 1997) describes quantification of buprofezin (BF1), reverse Schiff base (BF9) and isopropylphenylurea (BF12) in oranges [Barnard and Tate, 1998, R-1096]. The method was used in storage stability studies on oranges.

Samples were extracted with acetone. One acetone portion was acidified with 1 M HCl and rotary evaporation to the aqueous phase. The aqueous phase was washed with hexane, neutralised to pH 7 with 1.0 M NaOH and partitioned with DCM (containing buprofezin (BF1)). A second portion of the acetone extract was adjusted to pH 7 and rotary evaporation to the aqueous phase. The aqueous phase was partitioned with DCM (containing the reverse Schiff base (BF9) and isopropylphenylurea (BF12)). The DCM phases from each portion were individually dried through Na₂SO₄, evaporated to dryness, re-dissolved in hexane and cleaned-up with amino SPE. Buprofezin (BF1) was eluted with 2% EtAc in hexane, the reverse Schiff base (BF9) was eluted with 10% EtAc in hexane and

isopropylphenylurea (BF12) was eluted with 50% EtAc in hexane. The individual effluents were rotary evaporated and re-dissolved in hexane. Quantification was by GC-NPD using standards of 0.005–0.1 mg/L in hexane. The reported LOQ was 0.01 mg/kg.

Method validation for oranges is presented in Table 27. Control samples of orange contained residues up to 0.0079 mg/kg buprofezin (BF1) and 0.013 mg/kg reverse Schiff base (BF9).

Table 27 Validation results for GC-NPD method NHH/089-01R

| matrix | analyte | reported LOQ mg/kg | spike level mg/kg | n | % recovery | | RSD _r | control samples mg/kg (n) | calibration | reference, method |
|--------|---------|--------------------|-------------------|---|------------|-------|------------------|---------------------------|--|-------------------|
| | | | | | mean | range | | | | |
| orange | BF1 | 0.01 | 0.1 | 4 | 81 | 69-90 | 11% | < 0.3LOQ-0.0079 (4) | 8 points 0.005-0.1 mg/L; in solvent r> 0.99 | R-1096 |
| | BF9 | 0.01 | 0.1 | 4 | 93 | 92-96 | 4.0% | < 0.3LOQ-0.013 (4) | idem | R-1096 |
| | BF12 | 0.01 | 0.1 | 4 | 92 | 87-97 | 2.5% | < 0.3LOQ (4) | idem | R-1096 |

BF1 = buprofezin, BF9 = reverse Schiff base, BF12 = isopropylphenylurea

HPLC-MS-MS method GRM 99.19

HPLC-MS-MS method GRM 99.19 (Febr 2000) describes quantification of buprofezin (BF1) in citrus, mangoes and custard apples [Hastings and Patel, 2000]. The method was used in supervised residue trials on mandarins, oranges, pears, grapes, custard apples and mangoes.

Homogenised samples were extracted with acetone. Extracts were cleaned-up on a strong cation exchange SPE cartridge. The eluate was evaporated to dryness and redissolved in ACN/water (1:1, v/v) with 20 mM formic acid. Quantification by HPLC-MS-MS (APCI, m/z 306 to 201) using standards of 0.0006-0.06 mg/L of buprofezin (BF1) in solvent (1 mg/L is equivalent to 5 mg/kg sample). The reported LOQ was 0.01 mg/kg.

Method validation for orange, mandarin, mango, custard apple, pears and grapes is presented in Table 28.

Table 28 Validation results for HPLC-MS-MS method GRM 99.19

| matrix | analyte | reported LOQ mg/kg | spike level mg/kg | n | % recovery | | RSD _r | control samples mg/kg (n) | calibration | reference, method |
|---------------|---------|--------------------|-------------------|---|------------|--------|------------------|---------------------------|---|--------------------------|
| | | | | | mean | range | | | | |
| orange | BF1 | 0.01 | 0.01 | 2 | 96 | 95-96 | - | < 0.3 LOQ (2) | 7 points 0.0006-0.06 mg/L in solvent, linear by graph | Hastings and Patel, 2000 |
| | | | 0.1 | 2 | 97 | 92-102 | - | | | |
| | | | 0.5 | 2 | 96 | 95-96 | - | | | |
| mandarin pulp | BF1 | 0.01 | 0.01 | 2 | 101 | 101- | - | < 0.3 LOQ (2) | idem | Hastings and Patel, 2000 |
| | | | 0.05 | 2 | 101 | | - | | | |
| | | | 0.2 | 2 | 101 | 98-104 | - | | | |
| | | | | | 98 | 97-99 | - | | | |
| mandarin peel | BF1 | 0.01 | 0.01 | 2 | 100 | 98-102 | - | < 0.3 LOQ (2) | idem | Hastings and Patel, 2000 |
| | | | 0.2 | 2 | 103 | 103- | - | | | |
| | | | 0.5 | 2 | 103 | | - | | | |
| | | | 5.0 | 2 | 100 | 100- | - | | | |
| | | | 10 | 2 | 101 | | - | | | |
| | | 95 | 91-99 | - | | | | | | |

| matrix | ana lyte | reported LOQ mg/kg | spike level mg/kg | n | % recovery mean | range | RSD _r | control samples mg/kg (n) | calibration | reference, method |
|---------------|----------|--------------------|---------------------------------|-----------------------|-------------------------------------|---|---------------------------|---------------------------|---|--------------------------|
| | | | | | 76 | 74-79 | | | | |
| mango | BF1 | 0.01 | 0.01 0.1 0.5 | 2 2 2 | 92 98 75 | 91-94 95-100 71-82 | - - - | < 0.3 LOQ (2) | idem | Hastings and Patel, 2000 |
| mango peel | BF1 | 0.01 | 0.01 0.2 0.5 5.0 10 | 2 2 2 2 2 | 92 100 100 88 90 101 | 92-92 100- 85-91 87-93 89-113 | - - - - - | < 0.3 LOQ (2) | idem | Hastings and Patel, 2000 |
| mango pulp | BF1 | 0.01 | 0.01 0.05 0.2 | 2 2 2 | 90 86 88 | 87-92 86-87 83-94 | - - - | < 0.3 LOQ (2) | idem | Hastings and Patel, 2000 |
| mango | BF1 | 0.01 | 0.1 1 | 4 3 | 91 109 110 | 81-102 109- | 9.7% 0.5% | < 0.3LOQ (2) | 7 points 0.0006-0.06 mg/L in solvent, linear by graph | DERBI 1945 |
| custard apple | BF1 | 0.01 | 0.01 0.1 0.5 | 2 2 2 | 100 103 104 90 | 98-102 102- 88-91 | - - - | < 0.3 LOQ (2) | 7 points 0.0006-0.06 mg/L in solvent, linear by graph | Hastings and Patel, 2000 |
| custard apple | BF1 | 0.01 | 0.1 | 3 | 75 | 74-77 | 2.3% | < 0.3LOQ (8) | 7 points; 0.0006-0.06 mg/L in solvent, linear by graph | DERBI 1944 |
| pear | BF1 | 0.01 | 0.01 0.05 0.1 2.0 | 3 1 1 1 | 103 109 85 86 73 | 100- - - - | 4.8% - - - | < 0.3LOQ (6) | 6 points; 0.001-0.06 mg/L in solvent, r> 0.9999 | DERBI 2795 |
| grapes | BF1 | 0.01 | 0.01 0.015 0.02 0.1 | 6 6 6 1 | 99 95 90 91 | 94-103 84-104 88-92 - | 3.8% 6.8% 1.6% - | < 0.3LOQ (4) | 6 points; 0.001-0.06 mg/L in solvent, r> 0.9999 | DERBI 2792 |

BF1 = buprofezin

GC-NPD/GC-MS method "buprofezin/crops/DB/01/1", SIP1324 and SIP1366

GC-NPD method "buprofezin/crops/DB/01/1" (6 Nov 2001) is equal to the analytical methods described in analytical report SIP1324 (April 2003) and SIP1366 (August 2003). The method describes quantification of buprofezin (BF1), reverse Schiff base (BF9) and isopropylphenylurea (BF12) in plant commodities [Oxspring, 2002a/c and 2003a, R-1117, R-1119, R-1124, Domenichini, 2003a/b, R-1156, R-1182]. The method was used in supervised residue trials on oranges, mandarins, grapes, tomatoes, and cucumbers and processing studies on oranges and grapes.

Samples were extracted with acetone. After rotary evaporation to the aqueous phase, the extracts were transferred to separatory funnels with 1 M HCl. The acidified aqueous phase was partitioned with hexane. The hexane phase containing the reverse Schiff base (BF9) was dried through Na₂SO₄, concentrated and cleaned up using Florisil column chromatography. The aqueous phase containing buprofezin (BF1) and isopropylphenylurea (BF12) was neutralized with NaOH to pH 7 and partitioned with 50% EtAc/hexane. The organic phase was dried through Na₂SO₄, combined with the reverse Schiff base (BF9) cleaned-up extract, rotary evaporated and re-dissolved in toluene. Quantification by GC-NPD using mixed standards of 0.025–2.5 mg/L of buprofezin (BF1), reverse Schiff base (BF9) and isopropylphenylurea (BF12) in toluene. The reported LOQ was 0.01 mg/kg for each analyte (equivalent to 0.05 mg/L calibration standard).

For citrus, the aqueous phase containing buprofezin (BF1) and isopropylphenylurea (BF12) was partitioned into DCM. The DCM phase was evaporated to near dryness, combined with the reverse Schiff base (BF9) cleaned-up extract, rotary evaporated and re-dissolved in toluene. Citrus extracts were further cleaned-up by amino SPE and analytes were re-dissolved in toluene.

For grapes, matrix interferences were found for the reverse Schiff base (BF9). In order to quantify this metabolite without interference, GC conditions were adapted for the samples showing interference.

For cucumber, matrix interferences were found for isopropylphenylurea (BF12). In order to quantify this metabolite without interference, the detection technique was changed to GC-MS for all analytes.

Method validation for oranges, processed orange commodities, mandarins, grapes, processed grape commodities, tomatoes and cucumbers is presented in Table 29. Control samples of orange peel contained residues up to 0.02 mg/kg isopropylphenylurea (BF12). Control samples of orange pulp contained residues up to 0.03 mg/kg buprofezin (BF1). Control samples of grape juice contained residues up to 0.015 mg/kg reverse Schiff base (BF9). Control samples of tomato contained residues up to 0.01 mg/kg buprofezin (BF1).

Table 29 Validation results for GC-NPD/GC-MS methods "buprofezin/crops/DB/01/1", SIP1324 and SIP1366

| matrix | analyte | reported LOQ mg/kg | spike level mg/kg | n | % recovery | | RSD _r | control samples mg/kg (n) | calibration | reference, method | |
|-------------|---------|--------------------|-------------------|------|------------|--------|------------------|---------------------------|--|-------------------------------|-------------------------------|
| | | | | | mean | range | | | | | |
| orange peel | BF1 | 0.01 | 0.01 | 3 | 96 | 86-107 | 11% | < 0.01 (10) | 6 points 0.025-2.5mg/L in solvent R ² > 0.99 | R-1124; DB/01/1; GC-NPD | |
| | | | 0.05 | 1 | 104 | - | - | | | | |
| | | | 0.5 | 2 | 80 | 75-84 | - | | | | |
| | BF9 | 0.01 | 0.01 | 3 | 96 | 77-107 | 17% | < 0.01 (10) | idem | R-1124; DB/01/1; GC-NPD | |
| | | | 0.05 | 1 | 108 | - | - | | | | |
| | | | 0.5 | 2 | 95 | 89-100 | - | | | | |
| | | BF12 | 0.01 | 0.01 | 3 | 108 | 98-116 | 8.5% | < 0.01- 0.02 (10) | idem | R-1124; DB/01/1; GC-NPD |
| | | | | 0.05 | 1 | 110 | - | - | | | |
| | | | | 0.5 | 2 | 72 | 45-99 | - | | | |
| orange pulp | BF1 | 0.01 | 0.01 | 3 | 98 | 74-111 | 21% | < 0.01- 0.03 (10) | idem | R-1124; DB/01/1; GC-NPD | |
| | | | 0.05 | 2 | 92 | 80-103 | - | | | | |
| | | | 0.1 | 1 | 109 | - | - | | | | |
| | | BF9 | 0.01 | 0.01 | 3 | 146 | 86-234 | 53% | < 0.01 (10) | idem | R-1124; DB/01/1; GC-NPD |
| | | | | 0.05 | 2 | 102 | 96-107 | - | | | |
| | | | | 0.1 | 1 | 84 | - | - | | | |
| | | BF12 | 0.01 | 0.01 | 3 | 122 | 105- | 18% | < 0.01 (10) | idem | R-1124; DB/01/1; GC-NPD |
| | | | | 0.05 | 2 | 147 | - | - | | | |
| | | | | 0.1 | 1 | 87 | 76-98 | - | | | |
| | | | | | 98 | - | | | | | |

| matrix | analyte | reported LOQ mg/kg | spike level mg/kg | n | % recovery | | RSD _r | control samples mg/kg (n) | calibration | reference, method |
|---------------|---------|--------------------|--------------------|---|------------|--------|------------------|---------------------------|----------------------------------|-------------------------------|
| | | | | | mean | range | | | | |
| wet pomace | BF1 | 0.01 | 0.01 0.2 | 1 | 94 | - | - | < 0.01 (2) | idem | R-1124; DB/01/1; GC-NPD |
| | | | | 1 | 85 | - | - | | | |
| | BF9 | 0.01 | 0.01 | 1 | 120 | - | - | < 0.01 (2) | idem | |
| dry pomace | BF1 | 0.01 | 0.01 0.5 | 1 | 312 | - | - | < 0.01 (2) | idem | R-1124; DB/01/1; GC-NPD |
| | | | | 1 | 99 | - | - | | | |
| | BF9 | 0.01 | 0.01 0.5 | 1 | 108 | - | - | < 0.01 (2) | idem | |
| orange juice | BF1 | 0.01 | 0.01 0.05 | 1 | 107 | - | - | < 0.01 (2) | idem | R-1124; DB/01/1; GC-NPD |
| | | | | 1 | 100 | - | - | | | |
| | BF9 | 0.01 | 0.01 0.05 | 1 | 107 | - | - | < 0.01 (2) | idem | |
| mandarin peel | BF1 | 0.01 | 0.01 1.0 2.0 | 3 | 107 | 105- | 2.5% | < 0.01 (12) | idem | R-1124; DB/01/1; GC-NPD |
| | | | | 1 | 110 | - | - | | | |
| | 2 | 90 | - | - | | | | | | |
| mandarin pulp | BF1 | 0.01 | 0.01 0.1 0.5 | 3 | 111 | 76-167 | 44% | < 0.01 (12) | idem | R-1124; DB/01/1; GC-NPD |
| | | | | 1 | 89 | - | - | | | |
| | 2 | 82 | 77-86 | - | | | | | | |
| grapes | BF9 | 0.01 | 0.01 0.1 0.5 | 3 | 89 | 82-95 | 7.4% | < 0.01 (12) | idem | R-1124; DB/01/1; GC-NPD |
| | | | | 1 | 96 | - | - | | | |
| | 2 | 89 | 76-102 | - | | | | | | |
| | BF12 | 0.01 | 0.01 0.1 0.5 | 3 | 78 | 70-83 | 9.0% | < 0.01 (12) | idem | R-1124; DB/01/1; GC-NPD |
| | | | | 1 | 96 | - | - | | | |
| | | | | 2 | 106 | 104- | - | | | |
| | | | | | 108 | | | | | |
| grapes | BF1 | 0.01 | 0.01 0.1 | 8 | 93 | 79-109 | 13% | < 0.01 (20) | 4 triple points 0.03-3.0 mg/L | R-1182; R-1156; |
| | | | | 9 | 90 | 76-100 | 7.1% | | | |

| matrix | analyte | reported LOQ mg/kg | spike level mg/kg | n | % recovery mean range | RSD _r | control samples mg/kg (n) | calibration | reference, method |
|-------------|---------|--------------------|-----------------------------------|-----------------------|--|-------------------------|---------------------------|--|---|
| | | | | | | | | in solvent R ² > 0.999 | SIP1324; SIP1366 |
| | BF9 | 0.01 | 0.01 0.1 | 8 9 | 92 81-105 87 73-97 | 8.0% 11% | < 0.01 (20) | idem | R-1182; R-1156; SIP1324; SIP1366 |
| | BF12 | 0.01 | 0.01 0.1 | 8 9 | 87 74-109 77 70-90 | 13% 8.2% | < 0.01 (20) | idem | R-1182; R-1156; SIP1324; SIP1366 |
| wine | BF1 | 0.01 | 0.01 0.1 | 4 4 | 88 71-103 89 80-94 | 16% 6.6% | < 0.01 (4) | idem | R-1182; SIP 1324 |
| | BF9 | 0.01 | 0.01 0.1 | 4 4 | 86 81-95 90 80-108 | 6.8% 14% | < 0.01 (4) | idem | R-1182; SIP 1324 |
| | BF12 | 0.01 | 0.01 0.1 | 4 4 | 86 76-108 89 71-110 | 17% 19% | < 0.01 (4) | idem | R-1182; SIP 1324 |
| grape juice | BF1 | 0.01 | 0.01 0.1 | 2 2 | 81 75-86 81 76-86 | - - | < 0.01 (2) | idem | R-1182; SIP 1324 |
| | BF9 | 0.01 | 0.01 0.1 | 2 2 | 101 101- 102 102 102 97-107 | - - | < 0.01 – 0.015 (2) | idem | R-1182; SIP 1324 |
| | BF12 | 0.01 | 0.01 0.1 | 2 2 | 93 93-93 94 84-105 | - - | < 0.01 (2) | idem | R-1182; SIP 1324 |
| tomatoes | BF1 | 0.01 | 0.01 0.05 0.2 0.5 | 6 2 2 2 | 92 82-107 94 92-95 84 79-90 96 94-99 | 12% - - - | < 0.01- 0.01 (30) | 6 points 0.025-2.5mg/L in solvent R ² > 0.99 | R-1117; R-1119; DB/01/1; GC-NPD |
| | BF9 | 0.01 | 0.01 0.05 0.2 0.5 | 6 2 2 2 | 78 72-84 98 94-101 70 66-74 106 99-113 | 7.2% - - - | < 0.01 (30) | idem | R-1117; R-1119; DB/01/1; GC-NPD |
| | BF12 | 0.01 | 0.01 0.05 0.2 0.5 | 6 2 2 2 | 94 84-107 84 76-92 64 55-74 103 100- 106 | 9.8% - - - | < 0.01 (30) | idem | R-1117; R-1119; DB/01/1; GC-NPD |
| cucumbers | BF1 | 0.01 | 0.01 0.05 0.1 0.2 0.5 | 5 2 1 1 1 | 86 74-98 78 74-83 88 - 89 - 87 - | 12% - - - - | < 0.01 (24) | 5-6 points 0.025-1.0mg/L in solvent R ² > 0.99 | R-1118; R-1123; DB/01/1; GC-MS |
| | BF9 | 0.01 | 0.01 0.05 0.1 0.2 0.5 | 5 2 1 1 1 | 90 72-106 102 94-110 73 - 95 - 86 - | 18% - - - - | < 0.01 (24) | idem | R-1118; R-1123; DB/01/1; GC-MS |
| | BF12 | 0.01 | 0.01 0.05 0.1 0.2 | 5 2 1 1 | 84 77-91 94 90-97 90 - 102 - | 8.4% - - - | < 0.01 (24) | idem | R-1118; R-1123; DB/01/1; GC-MS |

| matrix | analyte | reported LOQ mg/kg | spike level mg/kg | n | % recovery | | RSD _r | control samples mg/kg (n) | calibration | reference, method |
|--------|---------|--------------------|-------------------|---|------------|-------|------------------|---------------------------|-------------|-------------------|
| | | | | | mean | range | | | | |
| | | | 0.5 | 1 | 106 | - | - | | | |

BF1 = buprofezin, BF9 = reverse Schiff base, BF12 = isopropylphenylurea

HPLC-MS-MS method "buprofezin/crops/DB/02/1"

HPLC-MS-MS method "buprofezin/crops/DB/02/1" (March/April 2003) describes quantification of buprofezin (BF1), reverse Schiff base (BF9) and isopropylphenylurea (BF12) in plant commodities. [Oxspring, 2003b/c, 2004, 2005, 2007, R-1125, R-1126, R-1134, R-1143, R-1184, Martin, 2004, R-1141, Gillis, 2004, R-1142]. The method was used in supervised residue trials on oranges, mandarins, grapes, tomatoes, cucumbers and processing studies on grapes and tomatoes.

Samples were extracted with EtAc. Filtered extracts were evaporated to dryness and re-dissolved in MeOH. Quantification by HPLC-MS-MS (m/z 306 to 116 for buprofezin (BF1), m/z 251 to 107 for reverse Schiff base (BF9), m/z 179 to 94 for isopropylphenylurea (BF12)) using mixed standards of 0.01–0.5 mg/L of buprofezin (BF1), reverse Schiff base (BF9) and isopropylphenylurea (BF12) in MeOH. The reported LOQ was 0.01 mg/kg for each analyte (equivalent to 0.02 mg/L calibration standard).

Method validation was described for citrus, grapes, processed grape commodities, tomatoes, processed tomato commodities and cucumbers. Independent method validation (ILV) is described in for apples and tomatoes. Validation results are presented in Table 30. Control samples of raisins and tomatoes contained residues up to 0.02 mg/kg buprofezin (BF1).

Table 30 Validation results for HPLC-MS-MS method "buprofezin/crops/DB/02/1"

| matrix | analyte | reported LOQ mg/kg | spike level mg/kg | n | % recovery | | RSD _r | control samples mg/kg (n) | calibration | reference, method | |
|-------------|---------|--------------------|-------------------|------|------------|-------|------------------|---------------------------|---|-------------------|-------------------|
| | | | | | mean | range | | | | | |
| citrus peel | BF1 | 0.01 | 0.01 | 1 | 95 | 71-84 | 7.8% | < 0.01 (4) | 6 points 0.01-0.5mg/L linear by graph | R-1184 | |
| | | | 0.1 | 1 | 79 | - | - | | | | |
| | | | 2.0 | 1 | 96 | - | - | | | | |
| | BF9 | 0.01 | 0.01 | 1 | 107 | - | - | < 0.01 (4) | idem | R-1184 | |
| | | | 0.1 | 1 | 97 | - | - | | | | |
| | | | | | | | | | | | |
| | BF12 | 0.01 | 0.01 | 1 | 99 | - | - | < 0.01 (4) | idem | R-1184 | |
| | | | 0.1 | 1 | 103 | - | - | | | | |
| | | | | | | | | | | | |
| citrus pulp | BF1 | 0.01 | 0.01 | 1 | 90 | - | - | < 0.01 (4) | idem | R-1184 | |
| | | | 0.1 | 1 | 77 | - | - | | | | |
| | | | | | | | | | | | |
| | BF9 | 0.01 | 0.01 | 1 | 107 | - | - | < 0.01 (4) | idem | R-1184 | |
| | | | 0.1 | 1 | 105 | - | - | | | | |
| | | | | | | | | | | | |
| | BF12 | 0.01 | 0.01 | 1 | 92 | - | - | < 0.01 (4) | idem | R-1184 | |
| | | | 0.1 | 1 | 101 | - | - | | | | |
| | | | | | | | | | | | |
| grapes | BF1 | 0.01 | 0.01 | 4 | 75 | 71-84 | 7.8% | < 0.01 (28) | 6 points 0.01-0.5mg/L R ² > 0.99 | R-1134; R-1143 | |
| | | | 0.05 | 1 | 72 | - | - | | | | |
| | | | 0.2 | 1 | 92 | - | - | | | | |
| | | | 0.5 | 1 | 70 | - | - | | | | |
| | | | 1.0 | 1 | 71 | - | - | | | | |
| | | | 2.0 | 1 | 104 | - | - | | | | |
| | BF9 | 0.01 | 0.01 | 0.01 | 4 | 83 | 75-100 | 14% | < 0.01 (28) | idem | R-1134; R-1143 |
| | | | | 0.05 | 1 | 93 | - | - | | | |
| | | | | 0.2 | 1 | 97 | - | - | | | |
| | | | | 0.5 | 1 | 89 | - | - | | | |

| matrix | analyte | reported LOQ mg/kg | spike level mg/kg | n | % recovery mean range | | RSD _r | control samples mg/kg (n) | calibration | reference, method |
|--------------|---------|--------------------|-------------------|---|-----------------------|---------|------------------|---------------------------|---|-------------------|
| | | | 1.0 | 1 | 97 | - | - | | | |
| | | | 2.0 | 1 | 124 | - | - | | | |
| | BF12 | 0.01 | 0.01 | 4 | 80 | 73-88 | 9.0% | < 0.01 (28) | idem | R-1134; R-1143 |
| | | | 0.05 | 1 | 86 | - | - | | | |
| | | | 0.2 | 1 | 97 | - | - | | | |
| | | | 0.5 | 1 | 72 | - | - | | | |
| | | | 1.0 | 1 | 106 | - | - | | | |
| | | | 2.0 | 1 | 98 | - | - | | | |
| wine | BF1 | 0.01 | 0.01 | 2 | 85 | 78-92 | - | < 0.01 (6) | idem | R-1143 |
| | | | 0.5 | 2 | 68 | 65-72 | - | | | |
| | BF9 | 0.01 | 0.01 | 2 | 89 | 84-95 | - | < 0.01 (6) | idem | R-1143 |
| | | | 0.5 | 2 | 81 | 73-90 | - | | | |
| | BF12 | 0.01 | 0.01 | 2 | 79 | 75-83 | - | < 0.01 (6) | idem | R-1143 |
| | | | 0.5 | 2 | 76 | 75-78 | - | | | |
| juice | BF1 | 0.01 | 0.01 | 1 | 71 | - | - | < 0.01 (3) | idem | R-1143 |
| | | | 0.5 | 1 | 77 | - | - | | | |
| | BF9 | 0.01 | 0.01 | 1 | 105 | - | - | < 0.01 (3) | idem | R-1143 |
| | | | 0.5 | 1 | 101 | - | - | | | |
| | BF12 | 0.01 | 0.01 | 1 | 130 | - | - | < 0.01 (3) | idem | R-1143 |
| | | | 0.5 | 1 | 98 | - | - | | | |
| raisins | BF1 | 0.01 | 0.01 | 1 | 55 | - | - | 0.01-0.02 (3) | idem | R-1143 |
| | | | 1.0 | 1 | 70 | - | - | | | |
| | BF9 | 0.01 | 0.01 | 1 | 88 | - | - | < 0.01 (3) | idem | R-1143 |
| | BF12 | 0.01 | 0.01 | 1 | 87 | - | - | < 0.01 (3) | idem | R-1143 |
| tomato | BF1 | 0.01 | 0.01 | 5 | 87 | 78-98 | 10% | < 0.01-0.02 (26) | 6 points 0.01-0.5mg/L R ² > 0.99 | R-1125; R-1126 |
| | | | 0.1 | 1 | 91 | - | - | | | |
| | | | 0.2 | 1 | 73 | - | - | | | |
| | | | 0.5 | 2 | 102 | 102-103 | - | | | |
| | | | 1.0 | 2 | 102 | 94-109 | - | | | |
| | BF9 | 0.01 | 0.01 | 5 | 78 | 58-91 | 16% | < 0.01 (26) | idem | R-1125; R-1126 |
| | | | 0.1 | 1 | 93 | - | - | | | |
| | | | 0.2 | 1 | 84 | - | - | | | |
| | | | 0.5 | 2 | 108 | 107-109 | - | | | |
| | | | 1.0 | 1 | 110 | - | - | | | |
| | BF12 | 0.01 | 0.01 | 5 | 110 | 104-124 | 7.4% | < 0.01 (26) | idem | R-1124; R-1126 |
| | | | 0.1 | 1 | 112 | - | - | | | |
| | | | 0.2 | 1 | 110 | - | - | | | |
| | | | 0.5 | 2 | 121 | 118-124 | - | | | |
| | | | 1.0 | 1 | 182 | - | - | | | |
| tomato juice | BF1 | 0.01 | 0.01 | 1 | 81 | - | - | < 0.01 (3) | idem | R-1126 |
| | | | 0.2 | 1 | 84 | - | - | | | |
| | BF9 | 0.01 | 0.01 | 1 | 79 | - | - | < 0.01 (3) | idem | R-1126 |
| | | | 0.2 | 1 | 91 | - | - | | | |
| | BF12 | 0.01 | 0.01 | 1 | 101 | - | - | < 0.01 (3) | idem | R-1126 |
| | | | 0.2 | 1 | 115 | - | - | | | |
| tomato puree | BF1 | 0.01 | 0.01 | 1 | 83 | - | - | < 0.01 (3) | idem | R-1126 |
| | | | 0.2 | 1 | 80 | - | - | | | |
| | BF9 | 0.01 | 0.01 | 1 | 77 | - | - | < 0.01 (3) | idem | R-1126 |

| matrix | analyte | reported LOQ mg/kg | spike level mg/kg | n | % recovery mean range | | RSD _r | control samples mg/kg (n) | calibration | reference, method |
|----------------|---------|--------------------|-------------------|----|-----------------------|---------|------------------|---------------------------|---|-------------------|
| | | | 0.2 | 1 | 89 | - | - | | | |
| | BF12 | 0.01 | 0.01 | 1 | 109 | - | - | < 0.01 (3) | idem | R-1126 |
| | | | 0.2 | 1 | 104 | - | - | | | |
| tomato ketchup | BF1 | 0.01 | 0.01 | 1 | 82 | - | - | < 0.01 (3) | idem | R-1126 |
| | | | 0.2 | 1 | 76 | - | - | | | |
| | BF9 | 0.01 | 0.01 | 1 | 88 | - | - | < 0.01 (3) | idem | R-1126 |
| | | | 0.2 | 1 | 111 | - | - | | | |
| | BF12 | 0.01 | 0.01 | 1 | 68 | - | - | < 0.01 (3) | idem | R-1126 |
| | | | 0.2 | 1 | 96 | - | - | | | |
| canned tomato | BF1 | 0.01 | 0.01 | 1 | 99 | - | - | < 0.01 (3) | idem | R-1126 |
| | | | 0.2 | 1 | 78 | - | - | | | |
| | BF9 | 0.01 | 0.01 | 1 | 100 | - | - | < 0.01 (3) | idem | R-1126 |
| | | | 0.2 | 1 | 122 | - | - | | | |
| | BF12 | 0.01 | 0.01 | 1 | 80 | - | - | < 0.01 (3) | idem | R-1126 |
| | | | 0.2 | 1 | 117 | - | - | | | |
| cucumber | BF1 | 0.01 | 0.01 | 2 | 100 | 100-100 | - | < 0.01 (12) | 4-6 points 0.01-0.5mg/L R ² > 0.99 | R-1141; R-1142 |
| | | | 0.1 | 1 | 88 | - | - | | | |
| | | | 0.2 | 1 | 104 | - | - | | | |
| | BF9 | 0.01 | 0.01 | 2 | 72 | 70-73 | - | < 0.01 (12) | idem | R-1141; R-1142 |
| | | | 0.1 | 1 | 77 | - | - | | | |
| | | | 0.2 | 1 | 88 | - | - | | | |
| | BF12 | 0.01 | 0.01 | 2 | 82 | 71-93 | - | < 0.01 (12) | idem | R-1141; R-1142 |
| | | | 0.1 | 1 | 95 | - | - | | | |
| | | | 0.2 | 1 | 78 | - | - | | | |
| tomato | BF1 | 0.01 | 0.01 | 5 | 82 | 74-85 | 5.5% | < 0.3LOQ (1) | 6 points 0.01-0.5mg/L R ² > 0.99 | A-1051; ILV |
| | | | 0.1 | 5 | 87 | 73-99 | 11% | | | |
| | | | 1.0 | 5 | 90 | 84-97 | 5.2% | | | |
| | BF9 | 0.01 | 0.01 | 5 | 92 | 78-105 | 11% | < 0.3LOQ (1) | idem | A-1051; ILV |
| | | | 0.1 | 5 | 91 | 75-102 | 12% | | | |
| | | | 1.0 | 5 | 91 | 81-106 | 10% | | | |
| BF12 | 0.01 | 0.01 | 5 | 84 | 79-88 | 5.2% | < 0.3LOQ (1) | idem | A-1051; ILV | |
| | | 0.1 | 5 | 95 | 87-106 | 7.1% | | | | |
| | | 1.0 | 5 | 98 | 93-105 | 4.8% | | | | |
| apple | BF1 | 0.01 | 0.01 | 5 | 84 | 80-89 | 4.3% | < 0.3LOQ (1) | idem | A-1051; ILV |
| | | | 0.1 | 5 | 85 | 80-92 | 5.6% | | | |
| | | | 1.0 | 5 | 83 | 80-88 | 3.7% | | | |
| | BF9 | 0.01 | 0.01 | 5 | 92 | 78-105 | 7.9% | < 0.3LOQ (1) | idem | A-1051; ILV |
| | | | 0.1 | 5 | 86 | 70-94 | 11% | | | |
| | | | 1.0 | 5 | 87 | 74-97 | 9.7% | | | |
| | BF12 | 0.01 | 0.01 | 5 | 96 | 91-103 | 4.8% | < 0.3LOQ (1) | idem | A-1051; ILV |
| | | | 0.1 | 5 | 93 | 88-96 | 4.9% | | | |
| | | | 1.0 | 5 | 88 | 86-90 | 2.0% | | | |

BF1 = buprofezin, BF9 = reverse Schiff base, BF12 = isopropylphenylurea

GC-ECD, GC-NPD, GC-MS method AGAL NR-36

GC-ECD, GC-NPD, GC-MS method AGAL NR-36 (March – May 2003) is a multi-residue method for the determination of buprofezin (BF1) in food commodities. The method was used in residue trials on persimmon.

Only a summary method description is available [Drew and Drew, 2003]. Samples were extracted with acetone, hexane, acetone/hexane depending on the nature of the commodity. Extracts were cleaned-up by liquid: liquid partition between DCM/hexane, followed by GPC. Quantification was by GC-ECD, GC-NPD and/or GC-MS (EI or NCI) using internal standards. Confirmation was by either GC-ECD or GC-NPD by chromatography on a second column or by MS. The reported LOQ was 0.01 mg/kg.

Method validation results for persimmon are presented in Table 31.

Table 31 Validation results for method AGAL NR36

| matrix | analyte | reported LOQ mg/kg | spike level mg/kg | n | % recovery | | RSD _r | control samples mg/kg (n) | calibration | reference, method |
|-----------|---------|--------------------|-------------------|---|------------|-------|------------------|---------------------------|-------------|---------------------|
| | | | | | mean | range | | | | |
| persimmon | BF1 | 0.01 | 0.06 | 1 | 78 | - | - | < 0.01 (2) | - | Drew and Drew, 2003 |
| | | | 0.12 | 1 | 107 | 97- | - | | | |
| | | | 0.23 | 1 | 117 | | - | | | |
| | | | | | 108 | - | | | | |

BF1 = buprofezin

GC-MS method ALM-044

GC-MS method ALM-044 (March 2005) describes quantification of buprofezin (BF1) in vegetables. Method ALM-044 was adapted from GC-NPD method RAM BF/02/96 and GC-MS method BF/11/97 [AgriSolutions, 2005]. Samples were extracted with acetone. The filtered extract was rotary evaporated to the aqueous phase. The extract was acidified with 1 M HCl and washed with hexane. The aqueous phase was neutralised to pH 7, followed by a second liquid-liquid partition with hexane/EtAc (1:1, v/v). The organic phase was dried over Na₂SO₄, evaporated to near dryness and re-dissolved in toluene. Quantification was by GC-MS (EI, m/z 150, 175, 249) using external standards. The reported LOQ was 0.01 mg/kg.

Method validation results for cucumbers are presented in Table 32.

Table 32 Validation results for GC-MS method ALM-044

| matrix | analyte | reported LOQ mg/kg | spike level mg/kg | n | % recovery | | RSD _r | control samples mg/kg (n) | calibration | reference, method |
|----------|---------|--------------------|-------------------|---|------------|-------|------------------|---------------------------|---|---------------------|
| | | | | | mean | range | | | | |
| cucumber | BF1 | 0.02 | 0.02 | 1 | 96 | - | - | <LOQ (2) | 4 double points 0.02-1 mg/kg; in solvent r ² > 0.99 | AgriSolutions, 2005 |
| | | | 0.1 | 1 | 96 | - | - | | | |

BF1 = buprofezin

*Analytical methods for animal commodities used in study reports**GC-NPD method RAM BF/01/97 and RAM BF/04/97*

GC-NPD method RAM BF/01/97 (Oct 1996-June 1997) describes quantification of buprofezin (BF1) and isopropylphenylurea (BF12) in milk [Tymoschenko and Williams, 1997, R-1083]. The method was used in a feeding study in dairy cows.

Samples were extracted with ACN. Filtered extracts were rotary evaporated to near dryness, re-dissolved in 1 M HCl and partitioned into DCM. The DCM extract was dried through Na₂SO₄, evaporated to dryness and reconstituted in toluene. Quantification by GC-NPD using mixed standards of 0.02–0.6 mg/L of buprofezin (BF1) and isopropylphenylurea (BF12) in toluene. The reported LOQ was 0.01 mg/kg for each analyte.

GC-NPD method RAM BF/04/97 (Oct 1996-July 1998) is a modification of method RAM BF/01/97 [Williams, 2000, R-1111, Tymoschenko and Williams, 1997, R-1083]. The method was used in a storage stability study on milk and a feeding study in dairy cows. An additional amino SPE column clean-up step was introduced after the extract was re-dissolved in toluene.

Method validation for in milk is presented in Table 33.

Table 33 Validation results for GC-NPD method RAM BF/01/97 and RAM BF/04/97

| matrix | analyte | reported LOQ mg/kg | spike level mg/kg | n | % recovery | | RSD _r | control samples mg/kg (n) | calibration | reference, method |
|--------|---------|--------------------|-------------------|------|------------|--------|------------------|---------------------------|--|--------------------|
| | | | | | mean | range | | | | |
| milk | BF1 | 0.01 | 0.01 | 3 | 87 | 75-98 | 13% | < 0.3LOQ (5) | 6 points; 0.02-0.6 mg/L in solvent; r > 0.999 | R-1111 BF/04/97 |
| | | | 0.05 | 3 | 91 | 78-101 | 13% | | | |
| | | | 0.1 | 10 | 90 | 74-98 | 10% | | | |
| | BF12 | 0.01 | 0.01 | 3 | 103 | 89-116 | 13% | < 0.3LOQ (1) | 6 points; 0.02-0.6 mg/L in solvent; r > 0.999 | R-1111 BF/04/97 |
| 0.05 | 3 | 92 | 84-96 | 7.3% | | | | | | |
| milk | BF1 | 0.01 | 0.01 | 5 | 90 | 75-100 | 12% | < 0.01 (14) | 6 points; 0.02-0.6 mg/L in solvent; r > 0.999 | R-1083 BF/04/97 |
| | | | 0.05 | 5 | 87 | 78-101 | 11% | | | |
| | BF12 | 0.01 | 0.01 | 5 | 94 | 83-103 | 9.4% | < 0.01 (14) | 6 points; 0.02-0.6 mg/L in solvent; r > 0.999 | R-1083 BF/04/97 |
| | | | 0.05 | 5 | 86 | 81-95 | 6.4% | | | |
| milk | BF1 | 0.01 | 0.01 | 3 | 83 | 73-102 | 20% | < 0.01 (2) | 6 points; 0.02-0.6 mg/L in solvent; r > 0.999 | R-1083 BF/01/97 |
| | | | 0.05 | 3 | 93 | 91-96 | 3.1% | | | |
| | BF12 | 0.01 | 0.01 | 3 | 95 | 74-119 | 24% | < 0.01 (2) | 6 points; 0.02-0.6 mg/L in solvent; r > 0.999 | R-1083 BF/01/97 |
| | | | 0.05 | 3 | 97 | 97-98 | 0.6% | | | |
| cream | BF1 | 0.01 | 0.01 | 1 | 112 | - | - | < 0.01 (1) | 6 points; 0.02-0.6 mg/L in solvent; r > 0.99 | R-1083 BF/01/97 |
| | | | 0.05 | 1 | 69 | - | - | | | |
| | BF12 | 0.01 | 0.01 | 1 | 80 | - | - | < 0.01 (1) | 6 points; 0.02-0.6 mg/L | R-1083 BF/01/97 |
| | | | 0.05 | 1 | 84 | - | - | | | |

| matrix | analyte | reported LOQ mg/kg | spike level mg/kg | n | % recovery | | RSD _r | control samples mg/kg (n) | calibration | reference, method |
|-----------|---------|--------------------|-------------------|--------|------------|--------|------------------|---------------------------|---|--------------------|
| | | | | | mean | range | | | | |
| | | | | | | | | | in solvent; r > 0.99 | |
| skim milk | BF1 | 0.01 | 0.01 0.05 | 1 1 | 83 93 | - - | - - | < 0.01 (1) | 6 points; 0.02-0.6 mg/L in solvent; r > 0.99 | R-1083 BF/01/97 |
| | BF12 | 0.01 | 0.01 0.05 | 1 1 | 90 87 | - - | - - | < 0.01 (1) | 6 points; 0.02-0.6 mg/L in solvent; r > 0.99 | R-1083 BF/01/97 |

BF1 = buprofezin, BF12 = isopropylphenylurea

GC-NPD method RAM BF/02/97

GC-NPD method RAM BF/02/97 (Oct 1996-June 1997) describes quantification of 4-hydroxyacetanilide (BF23) in milk [Tymoschenko and Williams, 1997, R-1083]. The method was used in a feeding study in dairy cows.

Samples were extracted with ACN. Filtered extracts were rotary evaporated to near dryness, diluted with saturated NaCl and washed with hexane. The aqueous phase was then partitioned into EtAc. The EtAc extract was dried through Na₂SO₄, evaporated to dryness, cleaned-up by SPE and reconstituted in toluene. Quantification was by GC-NPD using standards of 0.04–0.6 mg/L of 4-hydroxyacetanilide (BF 23) in toluene. The reported LOQ was 0.01 mg/kg.

Method validation for milk is presented in Table 34. Control samples of milk contained residues up to 0.01 mg/kg 4-hydroxyacetanilide.

Table 34 Validation results for GC-NPD method RAM BF/02/97

| matrix | analyte | reported LOQ mg/kg | spike level mg/kg | n | % recovery | | RSD _r | control samples mg/kg (n) | calibration | reference, method |
|--------|---------|--------------------|-------------------|---|------------|--------|------------------|---------------------------|--|-------------------|
| | | | | | mean | range | | | | |
| milk | BF23 | 0.01 | 0.01 | 4 | 107 | 96-117 | 8.4% | 0.01 (2) | 6 points; 0.04-0.6 mg/L in solvent; r > 0.999 | R-1083 |
| | | | 0.05 | 4 | 97 | 94-101 | 3.9% | | | |

BF23 = 4-hydroxyacetanilide

GC-MS method RAM BF/09/97

GC-MS method RAM BF/09/97 (Oct 1996-July 1998) describes quantification of buprofezin (BF1) and isopropylphenylurea (BF12) in beef tissues [Williams, 2000, R-1111, Tymoschenko and Williams, 1997, R-1083]. The method was used in a storage stability study on beef fat and beef liver and a feeding study in dairy cows.

Samples were extracted with ACN. Filtered extracts were concentrated, diluted with 1 M HCl, washed with hexane (muscle and fat only) and partitioned into DCM. The DCM extract was dried through Na₂SO₄, evaporated to dryness, re-dissolved in toluene, cleaned-up by aminopropyl SPE and reconstituted in toluene. Quantification was by GC-MS using standards of 0.02–0.6 mg/L of buprofezin (BF1) and isopropylphenylurea (BF12) in toluene. The reported LOQ was 0.05 mg/kg for each analyte.

Method validation for beef tissues is presented Table 35. Control samples of beef fat contained residues up to 0.02 mg/kg buprofezin, beef liver up to 0.028 mg/kg buprofezin.

Table 35 Validation results for GC-MS method RAM BF/09/97

| matrix | analyte | reported LOQ mg/kg | spike level mg/kg | n | % recovery | | RSD _r | control samples mg/kg (n) | calibration | reference, method |
|-------------|---------|--------------------|-------------------|----|------------|--------|------------------|---------------------------|---|-------------------|
| | | | | | mean | range | | | | |
| beef fat | BF1 | 0.05 | 0.05 | 1 | 89 | - | - | 0.02 (5) | 6 points; 0.02-0.6 mg/L in solvent; r > 0.999 | R-1111; R-1083 |
| | | | 0.1 | 9 | 80 | 71-95 | 9.2% | | | |
| 0.2 | | | 1 | 85 | - | - | | | | |
| beef fat | BF12 | 0.05 | 0.05 | 1 | 105 | - | - | < 0.3LOQ (1) | idem | R-1111; R-1083 |
| | | | 0.20 | 1 | 87 | - | - | | | |
| beef liver | BF1 | 0.05 | 0.05 | 2 | 108 | 85-132 | - | < 0.3LOQ-0.028 (6) | idem | R-1111; R-1083 |
| | | | 0.1 | 10 | 80 | 41-97 | 20% | | | |
| beef liver | BF12 | 0.05 | 0.05 | 2 | 112 | 90-135 | - | < 0.3LOQ (1) | idem | R-1111; R-1083 |
| | | | 0.1 | 1 | 96 | - | - | | | |
| beef kidney | BF1 | 0.05 | 0.05 | 1 | 105 | - | - | < 0.3LOQ (1) | idem | R-1111; R-1083 |
| | | | 0.2 | 1 | 98 | - | - | | | |
| beef kidney | BF12 | 0.05 | 0.05 | 1 | 95 | - | - | < 0.3LOQ (1) | idem | R-1111; R-1083 |
| | | | 0.2 | 1 | 94 | - | - | | | |
| beef muscle | BF1 | 0.05 | 0.05 | 1 | 98 | - | - | < 0.3LOQ (1) | idem | R-1111; R-1083 |
| | | | 0.20 | 1 | 83 | - | - | | | |
| beef muscle | BF12 | 0.05 | 0.05 | 1 | 95 | - | - | < 0.3LOQ (1) | idem | R-1111; R-1083 |
| | | | 0.20 | 1 | 83 | - | - | | | |

BF1 = buprofezin, BF12 = isopropylphenylurea

GC-NPD method RAM BF/06/97

GC-NPD method RAM BF/06/97 (Oct 1996-June 1997) describes quantification of 4-hydroxybuprofezin (BF2) in beef tissues [Tymoschenko and Williams, 1997, R-1083]. The method was used in a feeding study in dairy cows.

Samples were extracted with ACN. Filtered extracts were concentrated and washed with hexane (muscle and fat only). The ACN extract is then evaporated to dryness, mixed with pH 7 buffer and partitioned into EtAc. The EtAc extract was dried through Na₂SO₄, evaporated to dryness, re-dissolved in toluene, cleaned-up by aminopropyl SPE and reconstituted in toluene. Quantification was by GC-NPD using standards of 0.02–0.6 mg/L of 4-hydroxybuprofezin (BF2) in toluene. The reported LOQ was 0.05 mg/kg.

Method validation was described for beef tissues. Validation results are presented in Table 36.

Table 36 Validation results for GC-NPD method RAM BF/06/97

| matrix | analyte | reported LOQ mg/kg | spike level mg/kg | n | % recovery | | RSD _r | control samples mg/kg (n) | calibration | reference, method |
|----------|---------|--------------------|-------------------|---|------------|-------|------------------|---------------------------|---|-------------------|
| | | | | | mean | range | | | | |
| beef fat | BF2 | 0.05 | 0.05 | 1 | 118 | - | - | < 0.05 (2) | 6 points 0.02-0.6 mg/L in solvent; r > 0.9999 | R-1083 |
| | | | 0.1 | 1 | 111 | - | - | | | |

| matrix | analyte | reported LOQ mg/kg | spike level mg/kg | n | % recovery | | RSD _r | control samples mg/kg (n) | calibration | reference, method |
|-------------|---------|--------------------|-------------------|---|------------|---------|------------------|---------------------------|-------------|-------------------|
| | | | | | mean | range | | | | |
| beef liver | BF2 | 0.05 | 0.05 0.2 | 2 | 103 | 102-104 | - | < 0.05 (2) | idem | R-1083 |
| | | | | 2 | 98 | 82-114 | - | | | |
| beef kidney | BF2 | 0.05 | 0.05 0.2 | 1 | 106 | - | - | < 0.05 (2) | idem | R-1083 |
| | | | | 1 | 107 | - | - | | | |
| beef muscle | BF2 | 0.05 | 0.05 0.2 | 1 | 107 | - | - | < 0.05 (2) | idem | R-1083 |
| | | | | 1 | 106 | - | - | | | |

BF2 = 4-hydroxybuprofezin

HPLC-MS-MS method NHH/0144 and NHH/0146

HPLC-MS-MS method NHH/0144 (August 2008) and NHH/0146 (2008) describe quantification of buprofezin (BF1), biuret (BF11), isopropylphenylurea (BF12) and thiobiuret (BF25) in plant commodities [Bartolomé, 2008, NHH0143, Harper, 2008, NHH0144]. Reference NHH/0146 containing validation results for BF11 and BF12 was not available to the present reviewer. The method was used in supervised trials and processing studies on tomatoes.

Homogenised samples were extracted with acetone, cleaned-up by SPE (ENVI-Carb) and diluted with water. Quantification by HPLC-MS-MS using positive ion spray and MRM mode at m/z 306 to 201 and 116 for buprofezin (BF1), m/z 278.4 to 222.4 for biuret (BF11), m/z 179 to 94.3 for isopropylphenylurea (BF12) and m/z 294 to 201 and 116 for thiobiuret (BF25). External calibration using mixed standards of 0.25–10 µg/L for each analyte in acetonitrile:water (50:50, v/v), equivalent to 0.01–0.1 mg/kg in the samples. The reported LOQ was 0.01 mg/kg for each analyte.

Method validation for tomatoes and processed tomato commodities is presented in Table 37.

Table 37 Validation results for HPLC-MS-MS methods NHH0144

| matrix | analyte | reported LOQ mg/kg | spike level mg/kg | n | % recovery | | RSD _r | control samples mg/kg (n) | calibration | reference, method |
|----------------|---------|--------------------|-------------------|---|------------|--------|------------------|---------------------------|---|-----------------------|
| | | | | | mean | range | | | | |
| tomato | BF1 | 0.01 | 0.01 0.1 | 5 | 94 | 92-96 | 1.7% | < 0.3LOQ (2) | 7 points 0.25-10 µg/L linear r ² > 0.99 | NHH0144 validation |
| | | | | 5 | 93 | 90-95 | 2.5% | | | |
| tomato | BF25 | 0.01 | 0.01 0.1 | 5 | 82 | 76-92 | 8.7% | < 0.3LOQ (2) | 9 points 0.25-25 µg/L linear r ² > 0.99 | NHH0144 validation |
| | | | | 5 | 100 | 93-105 | 4.5% | | | |
| tomato puree | BF1 | 0.01 | 0.01 0.1 | 5 | 89 | 84-93 | 3.7% | < 0.3LOQ (2) | 7 points 0.25-10 µg/L linear r ² > 0.99 | NHH0144 validation |
| | | | | 5 | 93 | 89-97 | 4.3% | | | |
| tomato puree | BF25 | 0.01 | 0.01 0.1 | 5 | 82 | 73-91 | 9.3% | < 0.3LOQ (2) | 9 points 0.25-25 µg/L linear r ² > 0.99 | NHH0144 validation |
| | | | | 5 | 95 | 88-99 | 4.6% | | | |
| tomato ketchup | BF1 | 0.01 | 0.01 0.1 | 5 | 89 | 86-96 | 4.7% | < 0.3LOQ (2) | 7 points 0.25-10 µg/L linear r ² > 0.99 | NHH0144 validation |
| | | | | 5 | 93 | 89-97 | 3.1% | | | |

| matrix | analyte | reported LOQ mg/kg | spike level mg/kg | n | % recovery | | RSD _r | control samples mg/kg (n) | calibration | reference, method |
|--------|---------|--------------------|-------------------|---|------------|--------|------------------|---------------------------|---|-----------------------|
| | | | | | mean | range | | | | |
| | BF25 | 0.01 | 0.01 | 5 | 86 | 78-94 | 7.6% | < 0.3LOQ (2) | 9 points 0.25-25 ug/L linear r ² > 0.99 | NHH0144 validation |
| | | | 0.1 | 5 | 102 | 98-105 | 2.6% | | | |

BF1 = buprofezin, BF25 = thiobiuret

Stability of pesticide residues in stored analytical samples

The Meeting received data on the storage stability of residues in plant commodities (citrus, apple, peach, grapes, kiwi, tomatoes, cucumbers, courgettes, lettuce) and animal commodities (milk and beef tissues). The studies were conducted to determine the stability of buprofezin (BF1) and its metabolites 4-hydroxybuprofezin (BF2), reverse Schiff base (BF9), isopropylphenylurea (BF12) and 4-hydroxyacetanilide (BF 23) following frozen storage.

Storage stability in plant commodities

Study 1: Homogenised whole tomato fruit and processed tomato fractions (dry pomace, juice and paste) were fortified with buprofezin (BF1), reverse Schiff base (BF9) and isopropylphenylurea (BF12) at concentrations of 0.5 mg/kg and 20 mg/kg (dry pomace only) and stored frozen at an unstated temperature [Netzband and Neal, 1998a, R-1093]. Samples were analysed at various time points for up to 175 days (processed fractions) and 890 days (whole fruit), using GC-NPD method RAM BF/06/94. The reported LOQ was 0.05 mg/kg.

Stability data is given in Table 38. Samples were not corrected for procedural recoveries, or for matrix interferences. Matrix interferences were < 0.05 mg/kg ($n = 5-8$), except for reverse Schiff base (BF9) where up to 0.072 mg/kg was found in tomato paste.

Table 38 Storage stability of buprofezin derived residues in tomato commodities during frozen storage

| Analyte | commodity | Fortification level (mg/kg) | Storage time (days) | % remaining (3) | | | concurrent recovery |
|---------|--------------------|-----------------------------|---------------------|-----------------|---------|------------------|---------------------|
| | | | | mean | range | RSD _r | |
| BF1 | whole tomato fruit | 0.50 | 0 | 92 | 89-95 | 3.1% | 84, 89 |
| | | | 14 | 86 | 83-88 | 3.3% | 95, 97 |
| | | | 31 | 83 | 82-85 | 1.6% | 81, 93 |
| | | | 113 | 82 | 81-83 | 1.4% | 86, 89 |
| | | | 184 | 86 | 85-87 | 1.6% | 87, 94 |
| | | | 390 | 91 | 86-100 | 8.3% | 107, 110 |
| | | | 834 | 105 | 102-110 | 4.1% | 103, 110 |
| | | | 890 | 94 | 92-98 | 3.4% | 98, 104 |
| | dry tomato pomace | 20.0 | 0 | 75 | 72-78 | 4.1% | 78, 127 |
| | | | 12 | 78 | 75-83 | 5.2% | 68, 74 |
| | | | 21 | 74 | 61-82 | 15.5% | 70, 71 |
| | | | 112 | 80 | 75-88 | 8.4% | 82, 86 |
| | | | 182 | 72 | 71-73 | 1.9% | 78, 80 |
| | tomato juice | 0.50 | 0 | 85 | 83-86 | 2.0% | 93, 94 |
| | | | 14 | 83 | 82-84 | 1.7% | 92, 93 |
| | | | 22 | 80 | 76-84 | 5.4% | 91, 92 |
| | | | 83 | 79 | 76-82 | 3.5% | 84, 90 |
| | | | 176 | 82 | 80-85 | 3.4% | 91, 94 |
| | tomato paste | 0.50 | 0 | 75 | 70-77 | 4.9% | 98, 105 |
| | | | 14 | 81 | 79-84 | 3.3% | 99, 102 |
| | | | 23 | 79 | 78-82 | 2.6% | 94, 97 |

Buprofezin

| Analyte | commodity | Fortification level (mg/kg) | Storage time (days) | % remaining (3) | | | concurrent recovery |
|--------------|--------------------|-----------------------------|---------------------|-----------------|----------------|------------------|---------------------|
| | | | | mean | range | RSD _t | |
| | | | 86 175 | 75 63 | 74-76 54-80 | 0.8% 22.0% | 88, 92 72, 98 |
| BF9 | whole tomato fruit | 0.50 | 0 | 90 | 90-91 | 0.9% | 84, 86 |
| | | | 14 | 92 | 91-92 | 0.5% | 89, 104 |
| | | | 31 | 79 | 73-90 | 11.3% | 78, 90 |
| | | | 113 | 90 | 85-95 | 5.6% | 91, 92 |
| | | | 184 | 87 | 77-93 | 9.6% | 89, 89 |
| | | | 390 | 113 | 106-118 | 5.5% | 100, 106 |
| | | | 834 | 78 | 68-84 | 11.1% | 104, 108 |
| | | | 890 | 90 | 86-95 | 5.2% | 94, 99 |
| | dry tomato pomace | 20.0 | 0 | 86 | 85-87 | 1.5% | 81, 131 |
| | | | 12 | 89 | 86-90 | 2.6% | 83, 85 |
| | | | 21 | 83 | 80-86 | 3.4% | 84, 86 |
| | | | 112 | 92 | 88-98 | 6.5% | 100, 104 |
| | | | 182 | 86 | 83-88 | 2.8% | 84, 89 |
| | tomato juice | 0.50 | 0 | 88 | 86-89 | 2.2% | 89, 92 |
| | | | 14 | 91 | 89-94 | 2.8% | 90, 95 |
| | | | 22 | 93 | 92-93 | 0.6% | 91, 93 |
| 83 | | | 93 | 92-94 | 1.1% | 94, 94 | |
| 176 | | | 90 | 90-91 | 0.5% | 78, 82 | |
| tomato paste | 0.50 | 0 | 87 | 85-88 | 1.6% | 98, 106 | |
| | | 14 | 79 | 77-80 | 2.2% | 101, 111 | |
| | | 23 | 85 | 84-85 | 0.6% | 97, 97 | |
| | | 86 | 74 | 72-76 | 2.2% | 90, 93 | |
| | | 175 | 83 | 82-85 | 1.9% | 74, 94 | |
| BF12 | whole tomato fruit | 0.50 | 0 | 81 | 79-84 | 3.0% | 75, 82 |
| | | | 14 | 88 | 86-89 | 1.2% | 90, 90 |
| | | | 31 | 75 | 66-82 | 10.3% | 72, 84 |
| | | | 113 | 91 | 85-94 | 5.7% | 76, 86 |
| | | | 184 | 97 | 96-98 | 1.4% | 91, 95 |
| | | | 390 | 100 | 81-120 | 19.3% | 102, 110 |
| | | | 834 | 85 | 76-89 | 8.7% | 102, 105 |
| | | | 890 | 92 | 92-92 | 0.1% | 94, 96 |
| | dry tomato pomace | 20.0 | 0 | 75 | 75-76 | 0.6% | 70, 117 |
| | | | 12 | 76 | 74-80 | 4.1% | 76, 76 |
| | | | 21 | 72 | 64-77 | 9.5% | 74, 79 |
| | | | 112 | 67 | 67-68 | 1.0% | 73, 82 |
| | | | 182 | 82 | 80-85 | 3.9% | 80, 84 |
| | tomato juice | 0.50 | 0 | 81 | 80-83 | 2.5% | 80, 81 |
| | | | 14 | 75 | 62-84 | 15.7% | 81, 84 |
| | | | 22 | 81 | 76-84 | 5.9% | 84, 85 |
| 83 | | | 84 | 79-87 | 5.0% | 78, 85 | |
| 176 | | | 87 | 84-89 | 3.6% | 92, 96 | |
| tomato paste | 0.50 | 0 | 88 | 82-99 | 10.8% | 88, 91 | |
| | | 14 | 84 | 82-86 | 2.4% | 91, 91 | |
| | | 23 | 77 | 73-80 | 4.7% | 82, 85 | |
| | | 86 | 78 | 76-79 | 2.0% | 81, 85 | |
| | | 175 | 85 | 80-89 | 5.3% | 73, 86 | |

BF1 = buprofezin, BF9 = reverse Schiff base, BF12 = isopropylphenylurea

Study 2: Homogenised samples of tomato, cucumber and citrus fruit were fortified with buprofezin (BF1) and 4-hydroxybuprofezin (BF2) at a concentration of 0.1 mg/kg and stored at –20 °C [Izawa and Uchida, 1991a, R-1024]. The tomato and cucumber samples were analysed three months after storage and the citrus fruit were analysed 12 months after storage, using a modification of GC-NPD method A-1004/A1005. Reported LOQ was 0.005 mg/kg.

Stability data are given in Table 39. Samples were not corrected for procedural recoveries, or for matrix interferences. Matrix interferences were < 0.005 mg/kg, except for tomato, where up to 0.024 mg/kg was found for buprofezin (BF1), which could explain the high % remaining in tomato. Day 0 samples were not analysed.

Table 39 Storage stability of buprofezin derived residues in plant commodities stored frozen at –20 °C

| Analyte | commodity | Fortification level (mg/kg) | Storage time (days) | % remaining | | | concurrent recovery |
|---------|--------------|-----------------------------|---------------------|-------------|-------|------------------|---------------------|
| | | | | mean | range | RSD _t | |
| BF1 | tomato | 0.1 | 91 | 138 | - | - | 105 |
| | cucumber | 0.1 | 91 | 99 | - | - | 110 |
| | citrus fruit | 0.1 | 375 | 95 | - | - | 90 |
| BF2 | tomato | 0.1 | 95 | 71 | - | - | 82 |
| | cucumber | 0.1 | 95 | 61 | - | - | 75 |
| | citrus fruit | 0.1 | 375 | 95 | - | - | 87 |

BF1 = buprofezin, BF2 = 4-hydroxybuprofezin

Study 3: Homogenised samples of tomato and cucumber were fortified with buprofezin (BF1) and 4-hydroxybuprofezin (BF2) at a concentration of 0.2 mg/kg [Izawa and Uchida, 1991b, R-1025]. Samples were stored at –20 °C for four months before being analysed for residues using a modification of GC-NPD method A-1004/A-1005. Reported LOQ was 0.005 mg/kg.

Stability data are given in Table 40. Samples were not corrected for procedural recoveries, or for matrix interferences. Matrix interferences were < 0.005 mg/kg, except for tomato, where up to 0.024 mg/kg was found for buprofezin (BF1), which could explain the high % remaining in tomato. Day 0 samples were not analysed.

Table 40 Storage stability of buprofezin derived residues in plant commodities stored frozen at –20 °C

| Analyte | commodity | Fortification level (mg/kg) | Storage time (days) | % remaining | | | concurrent recovery |
|---------|-----------|-----------------------------|---------------------|-------------|-------|------------------|---------------------|
| | | | | mean | range | RSD _t | |
| BF1 | tomato | 0.2 | 141 | 125 | - | - | 105 |
| | cucumber | 0.2 | 141 | 106 | - | - | 110 |
| BF2 | tomato | 0.2 | 145 | 74 | - | - | 82 |
| | cucumber | 0.2 | 145 | na | - | - | 75 |

na not analysed

BF1 = buprofezin, BF2 = 4-hydroxybuprofezin

Study 4: Samples of homogenised lettuce were fortified with buprofezin (BF1), reverse Schiff base (BF9) and isopropylphenylurea (BF12) at a nominal concentration of 0.10 mg/kg and stored frozen [Netzband and Neal, 1998b, R-1094]. Samples were analysed after 0, 7, 14, 21, 94, 182, 273, 444, 902 and 957 days using GC-NPD method RAM BF/05/94. Reported LOQ was 0.01 mg/kg.

Stability data are given in Table 41. Samples were not corrected for procedural recoveries nor for matrix interferences (< 0.01 mg/kg, 10).

Table 41 Storage stability for buprofezin derived residues in lettuce stored frozen

| Analyte | commodity | Fortification level (mg/kg) | Storage time (days) | % remaining | | | concurrent recovery |
|---------|-----------|-----------------------------|---------------------|-------------|---------|------------------|---------------------|
| | | | | mean | range | RSD _r | |
| BF1 | lettuce | 0.1 | 0 | 86 | 82-90 | 4.8% | 88, 92 |
| | | | 7 | 88 | 87-89 | 1.2% | 79, 86 |
| | | | 14 | 80 | 80-81 | 1.0% | 86, 92 |
| | | | 21 | 87 | 85-88 | 1.6% | 100, 101 |
| | | | 94 | 93 | 91-96 | 2.6% | 94, 102 |
| | | | 182 | 79 | 71-86 | 10.1% | 92, 92 |
| | | | 273 | 80 | 78-84 | 4.4% | 90, 124 |
| | | | 444 | 85 | 80-91 | 6.1% | 96, 99 |
| | | | 902 | 86 | 73-95 | 13.3% | 79, 93 |
| | | | 957 | 104 | 104-104 | 0.1% | 106, 118 |
| BF9 | lettuce | 0.1 | 0 | 83 | 70-91 | 13.2% | 78, 80 |
| | | | 7 | 71 | 64-77 | 9.2% | 78, 83 |
| | | | 14 | 92 | 91-92 | 0.3% | 79, 86 |
| | | | 21 | 89 | 83-93 | 5.8% | 98, 100 |
| | | | 94 | 93 | 91-98 | 4.5% | 92, 97 |
| | | | 182 | 85 | 82-87 | 3.2% | 85, 89 |
| | | | 273 | 99 | 89-114 | 13.5% | 88, 118 |
| | | | 444 | 92 | 88-97 | 5.0% | 83, 92 |
| | | | 902 | 88 | 86-91 | 2.9% | 100, 102 |
| | | | 957 | 101 | 100-102 | 1.1% | 112, 118 |
| BF12 | lettuce | 0.1 | 0 | 84 | 82-87 | 3.2% | 89, 89 |
| | | | 7 | 78 | 76-81 | 3.3% | 72, 73 |
| | | | 14 | 89 | 83-96 | 7.7% | 83, 90 |
| | | | 21 | 89 | 83-97 | 8.1% | 93, 94 |
| | | | 94 | 81 | 80-83 | 2.0% | 78, 81 |
| | | | 182 | 82 | 79-86 | 4.3% | 83, 87 |
| | | | 273 | 85 | 82-87 | 3.5% | 86, 106 |
| | | | 444 | 83 | 78-87 | 5.7% | 84, 84 |
| | | | 902 | 82 | 79-87 | 4.9% | 86, 90 |
| | | | 957 | 85 | 79-88 | 5.7% | 94, 105 |

BF1 = buprofezin, BF9 = reverse Schiff base, BF12 = isopropylphenylurea

Study 5: Samples of orange homogenate were fortified with buprofezin (BF1), reverse Schiff base (BF9) and isopropylphenylurea (BF12) at 0.1 mg/kg each and stored at -18°C [Barnard and Tate, 1998, R-1096]. Samples were analysed in duplicate at intervals up to six months, together with a control and a control spiked at 0.1 mg/kg (procedural recovery) for each analyte. Analysis was by GC-NPD method NHH/089-01R. Reported LOQ was 0.01 mg/kg.

Stability data are given in Table 42. Results were not corrected for procedural recoveries or for matrix interferences. Matrix interferences were < 0.01 mg/kg, except for reverse Schiff base (BF9) where up to 0.013 mg/kg was found.

Table 42 Storage stability for buprofezin derived residues in orange stored frozen at -18°C

| Analyte | commodity | Fortification level (mg/kg) | Storage time (days) | % remaining | | | concurrent recovery |
|---------|-----------|-----------------------------|---------------------|-------------|--------|------------------|---------------------|
| | | | | mean | range | RSD _r | |
| BF1 | orange | 0.1 | 0 | 82 | 78-86 | - | 90 |
| | | | 33 | 72 | 71-72 | - | 69 |
| | | | 89 | 73 | 70-75 | - | 80 |
| | | | 188 | 92 | 77-107 | - | 83 |
| BF9 | orange | 0.1 | 0 | 89 | 84-93 | - | 92 |

| Analyte | commodity | Fortification level (mg/kg) | Storage time (days) | % remaining | | | concurrent recovery |
|---------|-----------|-----------------------------|---------------------|-------------|-------|------------------|---------------------|
| | | | | mean | range | RSD _r | |
| | | | 33 | 85 | 78-92 | - | 92 |
| | | | 89 | 91 | 83-99 | - | 96 |
| | | | 188 | 79 | 74-84 | - | 93 |
| BF12 | orange | 0.1 | 0 | 94 | 93-94 | - | 87 |
| | | | 33 | 91 | 89-93 | - | 93 |
| | | | 89 | 96 | 94-97 | - | 97 |
| | | | 188 | 73 | 70-75 | - | 92 |

BF1 = buprofezin, BF9 = reverse Schiff base, BF12 = isopropylphenylurea

Study 6: Samples of kiwi fruit, apple, peach and courgettes, with incurred residues of buprofezin and previously analysed for buprofezin (BF1) content, were stored at -20°C from June 1990 to July 1991 [Roberts-McIntosh, 1991, R-1057]. Samples were re-assayed using an insufficiently described GC-NPD method 90/2558/PC. The reported LOQ was 0.005 mg/kg.

Storage stability data are given in Table 43. Results were not corrected for procedural recoveries, or for matrix interferences (< 0.005 mg/kg). The time period between sampling and first assay is not given, therefore the degree of degradation for the total storage period is not known.

Table 43 Storage stability of incurred residues of buprofezin in fruits stored frozen at -20°C

| Analyte | commodity | Storage time (days) | Previous assay (21 June 1990) (mg/kg) | Current assay (July 1991) (mg/kg) | % remaining | | | concurrent recovery |
|---------|-----------|---------------------|---------------------------------------|-----------------------------------|-------------|---------|------------------|---------------------|
| | | | | | mean | range | RSD _r | |
| BF1 | kiwi | unknown | 0.72, 0.85 ^a | 0.62, 0.69, 0.73 | 94 | 86-101 | 8.2% | 71, 80 |
| | apple | unknown | 0.24 | 0.24, 0.26, 0.28 | 108 | 100-117 | 7.7% | 76, 80 |
| | peach | unknown | 0.88 | 0.96, 0.97, 1.00 | 111 | 109-114 | 2.1% | 78, 83 |
| | courgette | unknown | 0.18 | 0.19, 0.21, 0.22 | 115 | 106-122 | 7.4% | 80, 80 |

BF 1 = buprofezin

^a re-assay of samples using packed GC-columns, original sample is used as reference point

^b it is not clear to the present reviewer how long these samples have been stored before the first assay on 21 June 1990. Therefore the total storage period is unknown.

Study 7: Homogenised samples of grapes were fortified at 0.2 mg/kg with buprofezin (BF1) and stored at -20°C [Goto, 1985, DC-13]. Samples were analysed in duplicate at intervals 92 and 113 days, together with a control and a control spiked at 0.2 mg/kg (procedural recovery) for buprofezin (BF1). Analysis was by GC-NPD method DC-13. Reported LOQ was 0.005 mg/kg.

Stability data are given in Table 44. Results were not corrected for procedural recoveries nor for matrix interferences (< 0.005 mg/kg, $n = 2$).

Table 44 Storage stability of buprofezin residues in grapes stored frozen at -20°C

| Analyte | commodity | Fortification level (mg/kg) | Storage time (days) | % remaining (2) | | | concurrent recovery |
|---------|-----------|-----------------------------|---------------------|-----------------|-------|------------------|---------------------|
| | | | | mean | range | RSD _r | |
| BF1 | grapes | 0.1 | 92 | 81 | 80-81 | - | 91 |
| | | | 113 | 80 | 78-81 | - | 91 |

BF1 = buprofezin

Study 8: Homogenised samples of grapes were fortified with buprofezin (BF1) at 0.4 mg/kg and stored at -20°C [Narita and Ishibashi, 2000, DC-64]. Samples were analysed in duplicate at intervals 38 and 75 days, together with a control and a control spiked at 0.4 mg/kg (procedural

recovery) buprofezin (BF1). Analysis was by GC-NPD method DC-64. Reported LOQ was 0.01 mg/kg.

Stability data are given in Table 45. Results were not corrected for procedural recoveries nor for matrix interferences (< 0.01 mg/kg, $n = 4$).

Table 45 Storage stability of buprofezin residues in grapes stored at $-20\text{ }^{\circ}\text{C}$

| Analyte | commodity | Fortification level (mg/kg) | Storage time (days) | % remaining (2) | | | concurrent recovery |
|---------|-----------|-----------------------------|---------------------|-----------------|-------|------------------|---------------------|
| | | | | mean | range | RSD _r | |
| BF1 | grapes | 0.1 | 38 | 93 | 93-93 | - | 93, 95 |
| | | | 75 | 96 | 94-97 | - | 100, 100 |

BF1 = buprofezin

Storage stability in animal commodities

Homogenised samples of beef fat, beef liver and whole milk were fortified with buprofezin (BF1) at 0.50 mg/kg (fat, liver) or at 0.10 mg/kg (whole milk) [Williams, 2000, R-1111]. Samples were placed in frozen storage at $-10\text{ }^{\circ}\text{C}$ or lower and were analysed at various time points up to 366 days using GC-NPD method RAM BF/04/97 (milk) and GC-MS RAM BF/09/97 (tissues). The reported LOQ was 0.01 mg/kg for milk and 0.05 mg/kg for tissues.

Stability data are given in Table 46. Samples were not corrected for procedural recoveries or for matrix interferences (< 0.01 mg/kg for milk, < 0.05 mg/kg for tissues).

Table 46 Storage stability for buprofezin derived residues in animal commodities stored at $-10\text{ }^{\circ}\text{C}$

| Analyte | commodity | Fortification level (mg/kg) | Storage time (months) | % remaining | | | concurrent recovery |
|---------|------------|-----------------------------|-----------------------|-------------|-------|------------------|---------------------|
| | | | | mean | range | RSD _r | |
| BF1 | whole milk | 0.1 | 0 | 95 | 95-96 | 0.6% | 96, 96 |
| | | | 42 | 93 | 88-98 | 5.4% | 95, 98 |
| | | | 146 | 75 | 72-78 | 4.1% | 86, 89 |
| | | | 317 | 88 | 82-95 | 7.6% | 94, 98 |
| | | | 371 | 52 | 41-69 | 28.7% | 75, 74 |
| | beef fat | 0.5 | 0 | 79 | 68-86 | 12.3% | 81, 82 |
| | | | 37 | 87 | 81-95 | 8.6% | 79, 84 |
| | | | 156 | 62 | 58-65 | 5.7% | 74, 78 |
| | | | 314 | 66 | 63-68 | 4.3% | 71, 72 |
| | | | 371 | 56 | 47-71 | 24.1% | 95 |
| | beef liver | 0.5 | 0 | 91 | 85-96 | 6.5% | 41, 75 |
| | | | 42 | 64 | 57-69 | 9.9% | 85, 88 |
| | | | 157 | 64 | 63-65 | 1.5% | 80 |
| | | | 309 | 50 | 43-58 | 14.8% | 71, 73 |
| | | | 366 | 69 | 69-70 | 1.1% | 95, 97 |

BF1 = buprofezin

USE PATTERN

Buprofezin is registered for use in several countries for the control of insect pests on citrus fruits, pome fruit (apple, crab-apple, loquat, pear, quince), stone fruit (apricots, nectarines, peaches, plums), berries (grapes/vines, blackberries, raspberries), tropical fruit with edible peel (Barbados cherry, figs, jaboticaba, olives, persimmons, tree tomatoes), tropical fruit with inedible peel (avocado, bananas, black sapote, canistel, cherimoya, custard apple, feijoa, guava, ilama, kiwi, longan, lychee, mammey sapote, mangos, papaya, passion fruit, pulasan, rambutan, sapodilla, soursop, Spanish lime, star apple, sugar apple), fruiting vegetables other than cucurbits (egg plants, pepino, (sweet) peppers, tomato), cucurbits (courgette, cucumber, gherkin, melons, pumpkins, watermelons), leafy vegetables (chicory leaves, lettuce, endive, rucola, watercress), legume vegetables (fresh beans with or without pods, fresh

peas with or without pods), fresh herbs (balm leaves, basil, chervil, chives, marjoram, mint, parsley, rosemary, sage, thyme), tree nuts (almonds, pistachios), oilseeds (cotton, sesame, sunflower), dry beans (black beans), potatoes, rice, tea, and hops.

Only registered uses on citrus fruits, pome fruit, grape, persimmons, tropical fruit with inedible peel (custard apples, mangoes), and fruiting vegetables with edible peel (cucumber, egg plants, tomato) were supported with results from supervised residue trials. Table 47 lists those uses for which an original label was available and for which the dose rate could be verified by the Meeting. In addition, the applicant confirmed authorisation for use of buprofezin in Israel, Jordan, Lebanon, Oman, Poland, Saudi Arabia, UAE, and Uruguay, but original labels were not available as a no-sale situation existed at the time of the current evaluation. For Turkey an original label was available, but no English translation was provided. Because the dose rates for these countries could not be verified by the Meeting, these uses were not listed. EU label information for evaluation of pesticides within the EU is not considered to constitute an authorised/registered use; such label information was not summarized.

The labels as provided for Japan on citrus, mandarins, cucumbers, eggplants, tomatoes were confirmed by the authorisation body of Japan (Food and Agricultural Materials Inspection Center, FAMIC) of Japan. The labels as provided for Australia and New Zealand were confirmed by the authorisation body of Australia (Australian Government Department of Agriculture Fisheries & Forestry).

Table 47 Registered uses of buprofezin in various countries on various crops

| Crop | Country | Site | Form g ai/L or g ai/kg | Method | Rate kg ai/ha | Spray conc., kgai/hL | Number (inter val in days) | PHI, days |
|------------|-------------|------|------------------------------|--------|-------------------|--|---|--------------|
| Apple * | Italy | | 430SC | spray | - | 1 st 0.026- 0.034 2 nd 0.013 | 1-2 (15) | 7 |
| Apple * @ | Japan | | 200SC | spray | | 0.013-0.020 | 1-2 | 30 |
| Apple * | Peru | | 250WP | spray | | 0.019-0.025 | | 15 |
| Apple * | USA | | 700Wsb | spray | 1.7 | | 1 | 14 |
| Apple * | USA | | 700WG | spray | 1.7 | | 1 | 14 |
| Citrus * @ | Australia | | 440SC | spray | - | 0.013-0.026 | 1-2 (14-28) | 28 |
| Citrus * | Brazil | | 250WP | spray | - | 0.025-0.050 | 2-3 (10-15) | 7 |
| Citrus * | Costa Rica | | 250WP | spray | | 0.1 | 1-2 (30) | 1 |
| Citrus * | China | | 250WP | spray | | 0.013-0.025 | | 10 |
| Citrus * | Greece | | 250WP | spray | 0.50 (+/- oil) | 0.013 | 1 | 28 |
| Citrus * | Italy | | 430SC | spray | - | 0.026-0.034 | | 7 |
| Citrus * | Kenya | | 400SC | spray | 0.2-0.4 | | 3 | |
| Citrus * | Korea | | 100SC ^f | spray | | 0.005 | 1-3 | 7 |
| Citrus * | Korea | | 120WP ^c | spray | | 0.024 | 1-2 | 14 |
| Citrus * @ | New Zealand | | 440SC | spray | | 0.013 | 2-4 (1 st 10-14, 2 nd -3 rd 30) | 14 |
| Citrus * @ | New Zealand | | 250WP | spray | | 0.013 | 2-4 (1 st 10-14, 2 nd -3 rd 30) | 14 |

Buprofezin

| Crop | Country | Site | Form g ai/L or g ai/kg | Method | Rate kg ai/ha | Spray conc., kgai/hL | Number (inter val in days) | PHI, days |
|-------------------------------|----------------|------|------------------------------|--------|------------------|--|---|--------------|
| Citrus * @ | New Zealand | | 500WG | spray | | 0.013 | 2-4 (1 st 10-14, 2 nd -3 rd 30) | 14 |
| Citrus * | Peru | | 250WP | spray | | 0.013-0.025 | | 14 |
| Citrus * | Portugal | | 250WP | spray | | 0.013-0.025 | 1-2 | 7 |
| Citrus * | South Africa | | 500WP | spray | | 0.015 ^a | 2 (28) | 45 |
| Citrus * | Spain | | 250WP | spray | | 0.013-0.025 | 1 | 7 |
| Citrus * | Taiwan | | 100SC | spray | 0.2 | | 1 | 18 |
| Citrus * | Taiwan | | 100SC ^g | spray | 0.2 | 0.010 | 1 | 18 |
| Citrus * | USA | | 700DF | spray | 1.7-2.2 | | 2 (60) | 3 |
| Citrus except mandarin * @ | Japan | | 250WP | spray | | 0.017-0.025 | 1-3 | 45 |
| Citrus except mandarin * @ | Japan | | 200SC | spray | | 0.010-0.020 | 1-3 | 45 |
| Citrus except mandarin (@) | Japan | | 100EC ^g | spray | | 0.010-0.013 | 1 | 45 |
| Courgette * @ | Australia (j) | | 440SC | spray | 0.26 | | 1 | 3 |
| Courgette * | Italy | | 430SC | spray | | 1 st 0.026 2 nd 0.011- 0.013 | 1-2 (21) | 3 |
| Courgette * | Netherlands | | 250SC | spray | | 0.0075 | 2 (10-14) | 3 |
| Courgette * @ | New Zealand | G | 440SC | spray | | 0.013 | 1-2 (21) | 3 |
| Courgette * @ | New Zealand | G | 250WP | spray | | 0.013 | 1-2 (30) | 3 |
| Courgette * @ | New Zealand | G | 500WG | spray | | 0.013 | 1-2 (30) | 3 |
| Courgette * | Spain | | 250WP | spray | | 0.020 | 1 | 7 |
| Courgette * | USA | | 430SC | spray | 0.28- 0.43 | - | 1-2 (7) | 7 |
| Crab apple * | USA | | 700Wsb | spray | 1.7 | | 1 | 14 |
| Crab-apple * | USA | | 700WG | spray | 1.7 | | 1 | 14 |
| Cucumber * @ | Australia (j) | G | 440SC | spray | | 0.013 | 1-2 (7) | 3 |
| Cucumber * @ | Australia (j) | | 440SC | spray | 0.26 | | 1 | 3 |
| Cucumber * | Brazil | | 250WP | spray | - | 0.025-0.050 | 2-3 (10-15) | 7 |
| Cucumber * | Czech Republic | | 250WP | spray | | 0.025 | | 14 |
| Cucumber * | Germany | | 250SC | Spray | 0.045- 0.090 | 0.0075 | 1-3 (5-10) | 3 |
| Cucumber * | Greece | G | 250WP | spray | - | 0.010-0.015 | 1-3 (14-21) | 7 |
| Cucumber * | Hungary | | 250WP | spray | 0.13- 0.25 | | | 3 |

| Crop | Country | Site | Form g ai/L or g ai/kg | Method | Rate kg ai/ha | Spray conc., kgai/hL | Number (inter val in days) | PHI, days |
|----------------------|---------------|------|------------------------------|--------|------------------|--|----------------------------------|--------------|
| Cucumber * | Italy | | 430SC | spray | | 1 st 0.026 2 nd 0.011- 0.013 | 1-2 (21) | 3 |
| Cucumber * @ | Japan | | 250WP | spray | | 0.013-0.025 | 1-3 | 1 |
| Cucumber @ | Japan | | 200SC | spray | | 0.010-0.020 | 1-3 | 1 |
| Cucumber * | Korea | | 100SC ^f | spray | | 0.005 | 1-2 | 2 |
| Cucumber * | Netherlands | | 250SC | spray | | 0.0075 | 1-2 (10-14) | 3 |
| Cucumber * | New Zealand | G | 440SC | spray | | 0.013 | 1-2 (21) | 3 |
| Cucumber * | New Zealand | G | 250WP | spray | | 0.013 | 1-2 (30) | 3 |
| Cucumber * | New Zealand | G | 500WG | spray | | 0.013 | 1-2 (30) | 3 |
| Cucumber * | Portugal | | 250WP | spray | | 0.013 | 1-2 | 3 |
| Cucumber * | Spain | | 250WP | spray | | 0.020 | 1 | 7 |
| Cucumber * | Switzerland | G | 250WP | spray | | 0.015 | 1-3 (21) | 3 |
| Cucumber * | UK | | 250SC | spray | | 0.0075 | 4-8 | 3 |
| Cucumber * | USA | | 430SC | spray | 0.28- 0.43 | | 1-2 (7) | 7 |
| Cucumbers * | Venezuela | | 250WP | spray | 0.13- 0.25 | 0.013-0.025 | | 3 |
| Custard apple * @ | Australia | | 440SC | spray | | 0.013-0.026 | 1-2 (21) | 14 |
| Custard apple * | USA | | 700DF | spray | 0.44-1.7 | | 1-2 (14) | 21 |
| Egg plant* @ | Australia (j) | | 440SC | spray | 0.26 | | 1 | 3 |
| Egg plant * | France | | 440SC | spray | 0.13 | | | 5 |
| Egg plant * | Italy | | 430SC | spray | | 1 st 0.026 2 nd 0.011- 0.013 | 1-2 (21) | 3 |
| Egg plant * @ | Japan | | 250WP | spray | | 0.013-0.025 | 1-3 | 1 |
| Egg plant @ | Japan | | 200SC | spray | | 0.010-0.020 | 1-3 | 1 |
| Egg plant * | Netherlands | | 250SC | spray | | 0.0075 | 1-2 (10-14) | 3 |
| Egg plant * @ | New Zealand | G | 440SC | spray | | 0.013 | 1-2 (21) | 3 |
| Egg plant * @ | New Zealand | G | 250WP | spray | | 0.013 | 1-2 (30) | 3 |
| Egg plant * @ | New Zealand | G | 500WG | spray | | 0.013 | 1-2 (30) | 3 |
| Egg plant * | UK | | 250SC | spray | | 0.0075 | 2 | 3 |
| Fruit trees * | Kenya | | 400SC | spray | 0.2-0.4 | | 3 | |
| Gherkin * | Germany | | 250SC | spray | 0.045- 0.090 | 0.0075 | 1-3 (5-10) | 3 |
| Gherkin * | Netherlands | | 250SC | spray | | 0.0075 | 1-2 | 3 |

Buprofezin

| Crop | Country | Site | Form g ai/L or g ai/kg | Method | Rate kg ai/ha | Spray conc., kgai/hL | Number (inter val in days) | PHI, days |
|-----------------------------|-------------|------|------------------------------|--------|------------------|--|----------------------------------|-------------------|
| | | | | | | | (10-14) | |
| Grape * @ (table grapes) | Australia | | 440SC | spray | - | 0.013-0.026 | 2 (14-21) | 56 |
| Grape * @ (wine grapes) | Australia | | 440SC | spray | - | 0.013-0.026 | 2 (14-21) | none ^b |
| Grape * | Italy | | 430SC | spray | | 0.026-0.043 | | 15 |
| Grape * @ | Japan | | 200SC | spray | | 0.007-0.020 | 1-2 | 30 |
| Grape * @ | New Zealand | | 440SC | spray | | 0.013 | 2 (14-21) | none ^c |
| Grape * @ | New Zealand | | 250WP | spray | | 0.013 | 2 (14-21) | none ^c |
| Grape * @ | New Zealand | | 500WG | spray | | 0.013 | 2 (14-21) | none ^c |
| Grape * | Switzerland | | 250WP | spray | 0.25- 0.30 | 0.015-0.019 | 1-2 (15-20) | |
| Grape * | USA | | 700DF | spray | 0.44-1.2 | - | 2 (14) | 7 |
| Loquat * @ | Japan | | 250WP | spray | | 0.025 | 1-2 | 14 |
| Loquat * | USA | | 700Wsb | spray | 1.7 | | 1 | 14 |
| Loquat * | USA | | 700WG | spray | 1.7 | | 1 | 14 |
| Mandarin * @ | Japan | | 250WP | spray | | 0.017-0.025 | 1-3 | 14 |
| Mandarin * @ | Japan | | 200SC | spray | | 0.02 | 1-3 | 14 |
| Mandarin @ | Japan | | 100EC ^g | spray | | 0.010-0.013 | 1-3 | 14 |
| Mango * @ | Australia | | 440SC | spray | | 0.026 | 1-2 (14-28) | 28 |
| Mango * | Taiwan | | 250WP | spray | 0.40 | 0.033 | 1-? (10) | 15 |
| Mango * | USA | | 700DF | spray | 0.44- 0.59 | | 1-5 (14) | 3 |
| Oriental pear * | USA | | 700Wsb | spray | 1.7-2.3 | | 1-2 (7) | 14 |
| Oriental pear * | USA | | 700WG | spray | 1.7-2.3 | | 1-2 (7) | 14 |
| Pears * @ | Australia | | 440SC | spray | | 0.013-0.026 | 2 (10-14) | 56 |
| Pears * | Italy | | 430SC | spray | - | 1 st 0.026- 0.034 2 nd 0.013 | 1-2 (15) | 7 |
| Pears * @ | Japan | | 250WP | spray | | 0.025 | 1-2 | 30 |
| Pears * @ | Japan | | 200SC | spray | | 0.020 | 1-2 | 30 |
| Pears * | Korea | | 100SC ^f | spray | | 0.005 | 1-3 | 14 |
| Pears * | Korea | | 120WP ^c | spray | | 0.024 | 1-2 | 14 |
| Pears * | Taiwan | | 100SC ^g | spray | 0.15- 0.18 | 0.020-0.024 | 2 (10) | 21 |

| Crop | Country | Site | Form g ai/L or g ai/kg | Method | Rate kg ai/ha | Spray conc., kgai/hL | Number (inter val in days) | PHI, days |
|----------------------------|----------------|------|------------------------------|--------|------------------|--|----------------------------------|-------------------|
| Pears * | USA | | 700Wsb | spray | 1.7 | | 1-2 (7) | 14 |
| Pears * | USA | | 700WG | spray | 1.7-2.3 | | 1-2 (7) | 14 |
| Pepino * @ | New Zealand | G | 440SC | spray | | 0.013 | 1-2 (21) | 3 |
| Pepino * @ | New Zealand | G | 250WP | spray | | 0.013 | 1-2 (30) | 3 |
| Pepino * @ | New Zealand | G | 500WG | spray | | 0.013 | 1-2 (30) | 3 |
| Peppers * | Czech Republic | | 250WP | spray | | 0.025 | | 7 |
| Peppers * | France | | 440SC | spray | 0.13 | - | | 5 |
| Peppers * | Hungary | | 250WP | spray | 0.13 0.25 | | | 3 |
| Peppers * | Italy | | 430SC | spray | | 1 st 0.026 2 nd 0.011- 0.013 | 1-2 (21) | 3 |
| Peppers * @ | New Zealand | G | 440SC | spray | | 0.013 | 1-2 (21) | 3 |
| Peppers * @ | New Zealand | G | 250WP | spray | | 0.013 | 1-2 (30) | 3 |
| Peppers * @ | New Zealand | G | 500WG | spray | | 0.013 | 1-2 (30) | 3 |
| Peppers * | Portugal | | 250WP | spray | | 0.013 | 1-2 | 3 |
| Peppers * | Spain | | 250WP | spray | | 0.020 | 1 | 7 |
| Peppers * | Switzerland | G | 250WP | spray | | 0.015 | 1-3 (21) | 3 |
| Peppers, sweet * | Netherlands | | 250SC | spray | | 0.0075 | 1-2 (10-14) | 3 |
| Peppers, sweet * | UK | | 250SC | spray | | 0.0075 | 2 | 3 |
| Peppers * | Venezuela | | 250WP | spray | 0.13- 0.25 | 0.013-0.025 | | 3 |
| Persimmon * @ | Australia | | 440SC | spray | | 0.026 | 1-2 (14) | 28 |
| Persimmon, Japanese * @ | Japan | | 250WP | spray | | 0.025 | 1-2 | 45 |
| Persimmon * | Korea | | 100SC ^f | spray | | 0.005 | 1-3 | 21 |
| Persimmon * | Korea | | 120WP ^e | spray | | 0.024 | 1-3 | 21 |
| Persimmon * @ | New Zealand | | 440SC | spray | | 0.013 | 2 (10-14) | none ⁱ |
| Persimmon * @ | New Zealand | | 250WP | spray | | 0.013 | 2 (10-14) | none ⁱ |
| Persimmon * @ | New Zealand | | 500WG | spray | | 0.013 | 2 (10-14) | none ⁱ |

Buprofezin

| Crop | Country | Site | Form g ai/L or g ai/kg | Method | Rate kg ai/ha | Spray conc., kgai/hL | Number (inter val in days) | PHI, days |
|----------------|----------------|------|------------------------------|--------|------------------|--|--|-------------------|
| Pome fruit * @ | New Zealand | | 440SC | spray | | 0.013 | 3 (1 st -2 nd 10-14; 3 rd Nov) | 56 |
| Pome fruit * @ | New Zealand | | 250WP | spray | | 0.013 | 2 (14) | none ^h |
| Pome fruit * @ | New Zealand | | 500WG | spray | | 0.013 | 2 (14) | none ^h |
| Tomato * @ | Australia (j) | | 440SC | spray | 0.26 | | 1 | 3 |
| Tomato * @ | Australia (j) | G | 440SC | spray | | 0.013 | 1-2 (7-10) | 3 |
| Tomato * | Brazil | | 250WP | spray | - | 0.025-0.050 | 2-3 (10-15) | 7 |
| Tomato * | Costa Rica | | 250WP | spray | | 0.031 | 1-2 (10) | 1 |
| Tomato * | Czech Republic | | 250WP | spray | | 0.025 | | 7 |
| Tomato * | France | | 440SC | spray | 0.13 | | | 5 |
| Tomato * | Germany | | 250SC | spray | 0.045- 0.090 | 0.0075 | 1-3 (5-10) | 3 |
| Tomato * | Greece | G | 250WP | spray | - | 0.010-0.015 | 1-3 (14-21) | 7 |
| Tomato * | Hungary | | 250WP | spray | 0.13- 0.25 | | | 3 |
| Tomato * | Italy | | 430SC | spray | | 1 st 0.026 2 nd 0.011- 0.013 | 1-2 (21) | 2 |
| Tomato * @ | Japan | | 250WP | spray | | 0.013-0.025 | 1-3 | 1 |
| Tomato @ | Japan | | 200SC | spray | | 0.010-0.020 | 1-3 | 1 |
| Tomato * | Korea | | 100SC ^f | spray | | 0.005 | 1-3 | 3 |
| Tomato * | Korea | | 120WP ^e | spray | | 0.024 | 1-3 | 14 |
| Tomato * | Morocco | | 250SC | spray | | 0.025 | 1-2 (15) | 3 |
| Tomato * | Netherlands | | 250SC | spray | | 0.0075 | 1-2 (10-14) | 3 |
| Tomato * @ | New Zealand | G | 440SC | spray | | 0.013 | 1-2 (21) | 3 |
| Tomato * @ | New Zealand | G | 250WP | spray | | 0.013 | 1-2 (30) | 3 |
| Tomato * @ | New Zealand | G | 500WG | spray | | 0.013 | 1-2 (30) | 3 |
| Tomato * | Peru | | 250WP | spray | | 0.021 | | 1 |
| Tomato | Poland | | 250WP | spray | 0.036- 0.50 | 0.012-0.025 | 2-4 | 3 |
| Tomato * | Portugal | | 250WP | spray | | 0.013 | 1-2 | 3 |
| Tomato * | Spain | | 250WP | spray | | 0.020 | 1 | 7 |
| Tomato * | Switzerland | G | 250WP | spray | | 0.015 | 1-3 (21) | 3 |
| Tomato * | UK | | 250SC | spray | | 0.0075 | 4-8 | 3 |

| Crop | Country | Site | Form g ai/L or g ai/kg | Method | Rate kg ai/ha | Spray conc., kgai/hL | Number (inter val in days) | PHI, days |
|--------------|-----------|------|------------------------------|--------|------------------|-------------------------|----------------------------------|--------------|
| Tomato* | USA | | 430SC | spray | 0.28- 0.43 | - | 1-2 (28) | 7 |
| Tomato * | Venezuela | | 250WP | spray | 0.13- 0.25 | 0.013-0.025 | | 3 |
| Quince * | USA | | 700Wsb | spray | 1.7 | | 1 | 14 |
| Quince * | USA | | 700WG | spray | 1.7 | | 1 | 14 |
| Vegetables * | Kenya | | 400SC | spray | 0.2-0.4 | | 3 | 3 |

DF = powder, Wsb = water soluble bag, WP = wettable powder, WG = water dispersible granule, EC = emulsifiable concentrate

SC = suspension concentrate

* original label available

@ GAP information confirmed by the authorisation body

^b No PHI is established because application is made no later than 80% capfall

^c No PHI is established because application is made before first flower buds have opened

^d Add 0.25%-0.50% (v/v) light narrow range distillation oil plus 0.01% (v/v) Latron B-1956.

^e Product contains 12% (w/w) buprofezin and 5% (w/w) tebufenozide.

^f Product contains 10% (w/v) buprofezin and 3% (w/v) clothianidin.

^g Product contains 10% (w/v) buprofezin and 10% (w/v) amitraz

^h No PHI is established because applications are made before the commencement of pink.

ⁱ No PHI is established because applications are made before the first flower buds have opened.

^j Minor use permit approved via Australian Pesticides & Veterinary Medicines Authority

RESIDUES RESULTING FROM SUPERVISED TRIALS ON CROPS

The Meeting received information on supervised residue trials of foliar treatments of buprofezin for the following crops:

| Commodity | Group | Table no. |
|------------------------|---|-----------|
| Lemon | Citrus fruits | Table 48 |
| Mandarin | | Table 49 |
| Orange | | Table 50 |
| Apple | Pome fruits | Table 51 |
| Pear | | Table 52 |
| Field-grown grapes | Berries and other small fruits | Table 53 |
| Indoor grapes | | Table 54 |
| Persimmons | Assorted tropical and sub-tropical fruits - edible peel | Table 55 |
| Custard apple | | Table 56 |
| Mango | Assorted tropical and sub-tropical fruits - inedible peel | Table 57 |
| Field-grown cucumber | | Table 58 |
| Indoor-grown cucumber | Fruiting vegetables, cucurbits | Table 59 |
| Indoor-grown eggplants | | Table 60 |
| Field-grown tomato | | Table 61 |
| Indoor-grown tomato | Fruiting vegetables other than cucurbits | Table 62 |
| Indoor-grown tomato | | Table 63 |

Application rates were reported as buprofezin (BF1). Residue levels were reported for buprofezin (BF1) and in some cases also for metabolites 4-hydroxybuprofezin (BF2), reverse Schiff base (BF9) and isopropylphenylurea (BF12). Unquantifiable residues are shown as below the reported LOQ (e.g., < 0.01 mg/kg). Residues, application rates and spray concentrations have been rounded to two figures. Residue data are recorded unadjusted for percentage recoveries or for residue values in control samples unless otherwise stated. Where multiple samples were taken from a single plot individual and average values are reported. Where multiple analyses were conducted on a single sample, the average value is reported. Where results from separate plots with distinguishing characteristics such as different formulations, varieties or treatment schedules were reported, results are listed for each plot.

Residues from the trials conducted according to maximum GAP have been used for the estimation of maximum residue levels. Results are double-underlined when selected for maximum residue level estimation, results are single-underlined when they were according to GAP, but were not used for maximum residue level estimated.

Citrus fruits

Supervised residue trials on lemons, mandarins and oranges were conducted in Spain (2000, 2001, 2006), USA (1999), Australia (1992, 1993, 1999), New Zealand (1992) and Japan (1994). Whole fruit residues were calculated from residue levels found in peel and pulp, unless stated otherwise. Results for whole fruit are shown in Tables 48, 49 and 50.

Table 48 Buprofezin derived residues in lemon (whole fruit) after pre-harvest treatment

| Location, year, (variety) | Form | No | Inter val (days) | kg ai/ha | kgai/hL | method, timing | DAT | BF1 mg/kg | BF2 mg/kg | reference |
|--|------|----|------------------|----------|---------|-----------------------|-----------|--------------------------|-----------|------------------------|
| Oakura, Taranaki, New Zealand, 1992 (Lisbon) | WP | 2 | 17 | 0.94 | 0.012 | spray; 3 Sept; mature | 1 | 0.28 | < 0.1 | DERBI 6317; GHF-P-1285 |
| | | | | | | | 4 | 0.23 | < 0.1 | |
| | | | | | | | 7 | 0.26 | < 0.1 | |
| | | | | | | | <u>14</u> | <u>0.22</u> ^a | < 0.1 | |
| | | | | | | | 21 | 0.16 | < 0.1 | |
| | | | | | | | 28 | 0.13 | < 0.1 | |
| Oakura, Taranaki, New Zealand, 1992 (Lisbon) | WP | 2 | 17 | 1.9 | 0.025 | spray; 3 Sept; mature | 1 | 0.81 | < 0.1 | DERBI 6317; GHF-P-1285 |
| | | | | | | | 4 | 0.81 | < 0.1 | |
| | | | | | | | 7 | 0.89 | < 0.1 | |
| | | | | | | | 14 | 0.72 ^a | < 0.1 | |
| | | | | | | | 21 | 0.57 | < 0.1 | |
| | | | | | | | <u>28</u> | <u>0.40</u> | < 0.1 | |
| Oakura, Taranaki, New Zealand, 1992 (Lisbon) | WP | 2 | 17 | 3.8 | 0.050 | spray; 3 Sept; mature | 1 | 1.6 | < 0.1 | DERBI 6317; GHF-P-1285 |
| | | | | | | | 4 | 1.6 | < 0.1 | |
| | | | | | | | 7 | 1.3 | < 0.1 | |
| | | | | | | | 14 | 1.3 | < 0.1 | |
| | | | | | | | 21 | 0.98 | < 0.1 | |
| | | | | | | | 28 | 0.97 | < 0.1 | |

BF1 = buprofezin, BF2 = 4-hydroxybuprofezin

^a Replicates reported are assumed to be from two replicate analytical portions, therefore the mean was reported.

DERBI 6317. Wilson *et al.*, 1993, Weather conditions were not stated. Plot size 1 tree. Gun and hose sprayer, spray volume 7500 L/ha. Fruits (3.2-5.4 kg) were randomly sampled by hand at maturity. Samples were stored frozen for a period up to 238 days. Whole fruit was analysed. HPLC-UV method A-1007. Results were not corrected for control levels (< 0.05 mg/kg, 4) nor for average concurrent method recoveries (91–93%).

Table 49 Buprofezin derived residues in mandarin (whole fruit) after pre-harvest treatment

| Location, year, (variety) | Form | No | Interval (days) | kg ai/ha | kgai/hL | method, timing | DAT | BF1 mg/kg | BF9 mg/kg | BF12 mg/kg | reference; trial |
|--|------|----|-----------------|----------|---------|---|---|---|--|--|--|
| Rotgla y Corbera, Valencia, Spain, 2000 (Okitsu) | WP | 1 | - | 0.60 | 0.025 | spray, 4 Oct; BBCH 85-89 | 0 7 14 21 27 | 0.42 <u>0.23</u> 0.13 0.03 0.02 | < 0.01 < 0.01 < 0.01 < 0.01 < 0.01 | < 0.01 < 0.01 < 0.01 < 0.01 < 0.01 | R-1124; ES40-00-S007 |
| Corbera, Valencia, Spain 2000 (Orogrande) | WP | 1 | - | 0.56 | 0.025 | spray, 9 Nov; BBCH 85-89 | 0 7 14 21 26 | 0.44 <u>0.45</u> 0.28 0.28 0.23 | < 0.01 < 0.01 < 0.01 < 0.01 < 0.01 | < 0.01 < 0.01 NA < 0.01 < 0.01 | R-1124; ES40-00-S107 |
| Carmona, Sevilla, Spain 2000 (Clemenville) | WP | 1 | - | 0.61 | 0.025 | spray, 10 Nov BBCH 83 | 0 <u>6</u> 13 20 26 | 0.49 <u>0.23</u> 0.13 0.13 0.06 | < 0.01 < 0.01 < 0.01 < 0.01 < 0.01 | < 0.01 < 0.01 < 0.01 < 0.01 0.02 | R-1124; ES50-00-S207 |
| Villanueva del Rio y Minas, Sevilla, Spain, 2000 (Marisol) | WP | 1 | - | 0.59 | 0.025 | spray, 26 Oct; BBCH 83 | <u>7</u> | <u>0.41</u> | < 0.01 | < 0.01 | R-1124; ES51-00-S307 |
| Benacazon, Sevilla, Spain, 2000 (Clemenules) | WP | 1 | - | 0.48 | 0.025 | spray, 27 Oct; BBCH 83 | <u>7</u> | <u>0.11</u> | < 0.01 | 0.01 | R-1124; ES51-00-S407 |
| Borriol, Castellon, Spain, 2001 (Fortuna) | WP | 1 | - | 0.86 | 0.025 | spray, 23 Feb, BBCH 85-89 | 0 <u>7</u> 14 21 28 | 0.44 <u>0.46</u> 0.18 0.19 0.07 | < 0.01 < 0.01 < 0.01 < 0.01 < 0.01 | NA NA NA NA NA | R-1124; ES50-01-S008 |
| Borriol, Castellon, Spain, 2001 (Fortuna) | WP | 1 | - | 0.63 | 0.025 | spray, 23 Feb, BBCH 85-89 | <u>7</u> | <u>0.22</u> | < 0.01 | NA | R-1124; ES40-01-S108 |
| Covatelles, Valencia, Spain 2001 (Fortuna) | WP | 1 | - | 0.72 | 0.025 | spray, 23 Feb, BBCH 85-89 | <u>7</u> | <u>0.23</u> | < 0.01 | NA | R-1124; ES40-01-S208 |
| Mundubbera, Qld, Australia 1992 (Ellendale) | SC | 1 | - | 1.2 | 0.024 | spray, 27 May; near mature fruit (b) | 7 7 14 14 21 21 <u>28</u> 28 | 0.60 0.42 0.72 0.48 0.49 0.37 <u>0.69</u> 0.24 | NA NA NA NA NA NA NA NA | NA NA NA NA NA NA NA NA | DERBI 40158; GHF-P-1452; trials BUPRES 1 and 2 |
| Mundubbera, Qld, Australia 1992 (Ellendale) | SC | 1 | - | 2.4 | 0.048 | spray, 27 May; near mature fruit | 7 7 14 14 21 | 1.1 0.88 1.1 0.79 1.1 | NA NA NA NA NA | NA NA NA NA NA | DERBI 40158; GHF-P-1452; trials BUPRES |

Buprofezin

| Location, year, (variety) | Form | No | Inter val (days) | kg ai/ha | kgai/hL | method, timing | DAT | BF1 mg/kg | BF9 mg/kg | BF12 mg/kg | reference; trial |
|---|------|----|------------------|----------|---------|---|--|--|-----------|------------|--|
| | | | | | | (b) | 21 28 28 | 0.62 1.1 0.30 | | | 1 and 2 |
| Mundubbera, Qld, Australia 1992 (Ellendale) | SC | 1 | - | 4.8 | 0.096 | spray, 27 May; near mature fruit (b) | 7 7 14 14 21 21 28 28 | 1.7 1.9 1.9 1.6 1.7 1.7 1.8 1.0 | NA | NA | DERBI 40158; GHF-P-1452; trials BUPRES 1 and 2 |
| Gayndah, Qld, Australia 1999; (Imperial) | SC | 2 | 14 | 0.79 | 0.013 | spray; 4 Mar; 18 Febr; 4 Febr; (a) | 28 42 56 | 0.02 0.01 0.01 | NA | NA | DERBI 1946; GHF-P-1946; trial 098478-02 |
| Gayndah, Qld, Australia 1999; (Imperial) | SC | 2 | 14 | 1.6 | 0.026 | spray; 4 Mar; 18 Febr; 4 Febr; (a) | <u>28</u> 42 56 | <u>0.05</u> 0.01 0.01 | NA | NA | DERBI 1946; GHF-P-1946; trial 098478-02 |
| Gayndah, Qld, Australia; 1999; (Hickson) | SC | 2 | 14 | 0.79 | 0.013 | spray; 13 May; 29 Apr; 15 Apr; (a) | 28 42 56 | 0.05 0.02 0.01 | NA | NA | DERBI 1946; GHF-P-1946; trial 098478-03 |
| Gayndah, Qld, Australia; 1999; (Hickson) | SC | 2 | 14 | 1.6 | 0.026 | spray; 13 May; 29 Apr; 15 Apr; (a) | <u>28</u> 42 56 | <u>0.33</u> 0.03 0.08 | NA | NA | DERBI 1946; GHF-P-1946; trial 098478-03 |
| Aichi, Japan, 1994 (Miyagawa-wase) | WP | 2 | 7 | 1.8 | 0.025 | spray; 8 Jul, - | <u>14</u> 28 42 | <u>0.07</u> 0.04 < 0.04 | NA | NA | DC-33 |
| Aichi, Japan, 1994 (Miyagawa-wase) | WP | 3 | 7-7 | 1.8 | 0.025 | spray; 8 Jul, - | <u>14</u> 28 42 | <u>0.08</u> 0.07 < 0.04 | NA | NA | DC-33 |
| Kochi, Japan, 1994 (Okitsu-wase) | WP | 2 | 7 | 1.8 | 0.025 | spray; 6 May, - | <u>14</u> 28 42 | <u>0.07</u> < 0.04 < 0.04 | NA | NA | DC-33 |
| Kochi, Japan, 1994 (Okitsu-wase) | WP | 3 | 7-7 | 1.8 | 0.025 | spray, 6 May, - | <u>14</u> 28 42 | <u>0.07</u> 0.04 < 0.04 | NA | NA | DC-33 |

BF 1 = buprofezin, BF9 = reverse Schiff base, BF12 = isopropylphenylurea

^a Reverse residue decline study. Plots are treated on different days; the day of harvest is equal for all plots.

^b Because trials BUPRES 1 and BUPRES 2 were conducted at the same location, with the same mandarin variety, with the same equipment and on the same days, trials are considered replicate plots. Both residue values are reported, but only one value per plot (the maximum value) may be selected for MRL estimation.

R-1124Oxspring 2003a. No unusual weather conditions. Plot size 6-8 trees (20-105 m²). Sprayer type not indicated, spray volume 1900-3400 L/ha. Twelve fruits (2.0 kg) were sampled at harvest (BBCH 83-89). Samples were stored within 1-7 h at -18 °C for 263-622 days. Samples were separated into peel and pulp. GC-NPD method "buprofezin/crops/DB/01/1". Results were not corrected for control levels (<0.01 mg/kg for buprofezin (BF1), <0.01 mg/kg for reverse Schiff base (BF9) and <0.01 mg/kg for isopropylphenylurea (BF12), 22) nor for average concurrent method recoveries (87% -98%).

DERBI 40158Wilson *et al.*, 1995a. Weather conditions not reported. Plot size 1 tree. Handgun with high volume spray, spray volume 5000 L/ha. Fruits (11-12 units or 2.3-2.4 kg) were randomly sampled by hand at near maturity. Samples were stored frozen for a period up to 1092 days. Whole fruit was analysed. HPLC-UV method A-1007. Results were not corrected for control levels (<0.05 mg/kg, 6) nor for average concurrent method recoveries (94%).

DERBI 1946.Cowles, 2003c. No unusual weather conditions. Plot size 1-2 trees. TeeJet spraying systems, spray volume 6000 L/ha. In a reverse residue decline trial last applications were made on mature or immature mandarins. Fruits (unstated weight) were sampled by hand at normal harvest. Samples were stored frozen for a period of 137-224 days. Samples were separated into peel and pulp. HPLC-MS-MS method GRM 99.19. Results were not corrected for control levels (<0.01 mg/kg, 6) nor for average concurrent method recoveries (89%-98%).

DC-33Komatsu and Yabusaki, 1994. No unusual weather conditions. Plot size 10-15 m². Knapsack engine power sprayer, spray volume 7000 L/ha. Sampling (4 kg). Samples were stored frozen at -20 °C for 51-81 days. Samples were separated into peel and pulp. GC-NPD method DC-33. Results not corrected for control levels (<0.04 mg/kg, 2) nor for concurrent method recoveries (94% flesh, 89% peel).

Table 50 Buprofezin derived residues in orange (whole fruit) after pre-harvest treatment

| Location, year, (variety) | Form | No | Inter val (days) | kg ai/ha | kgai/hL | method, timing (last application) | DAT | BF1 mg/kg | BF9 mg/kg | BF12 mg/kg | reference; trial no |
|--|------|----|------------------|----------|---------|-----------------------------------|----------|-------------|-----------|------------|----------------------|
| Benacazon, Sevilla, Spain, 2000 (Salustiana) | WP | 1 | - | 0.63 | 0.025 | spray, 29 Nov, BBCH 89 | 0 | 0.40 | < 0.01 | < 0.01 | R-1124; ES51-00-S507 |
| | | | | | | | <u>8</u> | <u>0.37</u> | < 0.01 | 0.01 | |
| | | | | | | | 15 | 0.21 | < 0.01 | < 0.01 | |
| | | | | | | | 22 | 0.14 | < 0.01 | < 0.01 | |
| | | | | | | | 27 | 0.09 | < 0.01 | 0.01 | |
| Lloc Nou, Valencia, Spain 2000 (Navelina) | WP | 1 | - | 0.56 | 0.025 | spray, 10 Nov, BBCH 85-89 | <u>7</u> | <u>0.19</u> | < 0.01 | < 0.01 | R-1124; ES40-00-S607 |
| | | | | | | | | | | | |
| Silla, Valencia, Spain, 2000 (Navelina) | WP | 1 | - | 0.75 | 0.025 | spray, 10 Nov BBCH 85-89 | <u>7</u> | <u>0.17</u> | < 0.01 | < 0.01 | R-1124; ES40-00-S707 |
| Montiver, Valencia, Spain 2001 (Valencia Late) | WP | 1 | - | 0.84 | 0.025 | spray, 13 Mar, BBCH 85-89 | 0 | 0.42 | < 0.01 | 0.03 | R-1124; ES40-01-S308 |
| | | | | | | | <u>7</u> | <u>0.21</u> | < 0.01 | 0.02 | |
| | | | | | | | 14 | 0.13 | < 0.01 | 0.01 | |
| | | | | | | | 21 | 0.11 | < 0.01 | 0.01 | |
| | | | | | | 28 | 0.11 | < 0.01 | 0.01 | (a) | |
| La Ribera, Huelva, Spain, 2001 (Lane Late) | WP | 1 | - | 0.62 | 0.025 | spray, 31 Jan, BBCH 85 | 0 | 0.26 | < 0.01 | < 0.01 | R-1124; ES50-01-S408 |
| | | | | | | | <u>8</u> | <u>0.17</u> | < 0.01 | < 0.01 | |
| | | | | | | | 13 | 0.16 | < 0.01 | < 0.01 | |
| | | | | | | | 20 | 0.09 | < 0.01 | < 0.01 | |
| | | | | | | 29 | 0.10 | < 0.01 | < 0.01 | (a) | |
| Benacazon, Sevilla, Spain 2001 (Valencia) | WP | 1 | - | 0.62 | 0.025 | spray, 5 Febr, BBCH 84 | 0 | 0.33 | < 0.01 | < 0.01 | R-1124; ES51-01-S508 |
| | | | | | | | <u>7</u> | <u>0.23</u> | < 0.01 | < 0.01 | |
| | | | | | | | 14 | 0.16 | < 0.01 | < 0.01 | |
| | | | | | | 20 | 0.14 | < 0.01 | < 0.01 | | |

Buprofezin

| Location, year, (variety) | Form | No | Interval (days) | kg ai/ha | kgai/hL | method, timing (last application) | DAT | BF1 mg/kg | BF9 mg/kg | BF12 mg/kg | reference; trial no |
|---|------|----|-----------------|-------------|---------------|--|--------------------------------------|---|--|--|-------------------------|
| Late) | | | | | | | 27 | 0.06 | < 0.01 | < 0.01 | |
| El Viso del Acor, Sevilla, Spain, 2006 (Navelina) | WP | 1 | - | 0.50 | 0.025 | spray, 20 Dec, BBCH 85 | <u>7</u> | <u>0.32</u> | < 0.01 | < 0.01 | R-1184; AF/11290/NN/1 |
| Carmona, Sevilla, Spain 2006 (Navelina Newgold) | WP | 1 | - | 0.56 | 0.025 | spray, 20 Dec BBCH 85 | <u>7</u> | <u>0.21</u> | < 0.01 | < 0.01 | R-1184; AF/11290/NN/2 |
| Lake Jem, FL, USA, 1999 (Valencia) | WP | 1 | - | 2.3 | 0.24 | spray, 7 Jan, 3-4 inch diameter fruit | 1 5 10 56 | 1.0 0.70 0.74 0.069 | < 0.05 < 0.05 < 0.05 < 0.05 | < 0.05 < 0.05 < 0.05 < 0.05 | R-1174; R03-02 |
| Mt Dora, FL, USA, 1999 (Valencia) | WP | 1 | - | 2.3 | 0.24 | spray, 7 Jan, 3-4 inch diameter fruit | 1 5 10 56 | 0.69 0.53 0.37 0.059 | < 0.05 < 0.05 < 0.05 < 0.05 | < 0.05 < 0.05 < 0.05 < 0.05 | R-1174; R03-03 |
| Windemere, FL, USA, 1999 (Valencia) | WP | 1 | - | 0.52 | 0.040 | spray, 6 Febr, mature | 1 5 10 60 | 0.15 0.081 0.085 < 0.05 | < 0.05 < 0.05 < 0.05 < 0.05 | < 0.05 < 0.05 < 0.05 < 0.05 | R-1174; R03-04 |
| Lake Jem, FL, USA, 1999 (Valencia) | WP | 2 | 56 | 2.3 2.2 | 0.24 0.25 | spray, 4 Mar, tight bloom and mature fruit | 1 5 10 46 60 70 | 1.0 0.82 0.77 0.12 0.091 < 0.05 | < 0.05 < 0.05 < 0.05 < 0.05 < 0.05 < 0.05 | < 0.05 < 0.05 < 0.05 < 0.05 < 0.05 < 0.05 | R-1174; R03-02 |
| Mt Dora, FL, USA, 1999 (Valencia) | WP | 2 | 56 | 2.3 2.3 | 0.24 0.24 | spray, 4 Mar, tight bloom and mature fruit | 1 5 10 46 60 70 | 0.76 0.72 0.61 < 0.05 < 0.05 0.051 | < 0.05 < 0.05 < 0.05 < 0.05 < 0.05 < 0.05 | < 0.05 < 0.05 < 0.05 < 0.05 < 0.05 < 0.05 | R-1174; R03-03 |
| Windemere, FL, USA, 1999 (Valencia) | WP | 2 | 60 | 0.52 2.2 | 0.040 0.17 | spray, 7 Apr, mature | 1 5 10 45 60 70 | 0.74 0.36 0.18 < 0.05 0.083 < 0.05 | < 0.05 < 0.05 < 0.05 < 0.05 < 0.05 < 0.05 | < 0.05 < 0.05 < 0.05 < 0.05 < 0.05 < 0.05 | R-1174; R03-04 |
| Yarroweyah, VIC, Australia 1993 (Valencia) | WP | 2 | 14 | 0.31 | 0.012 | spray, 14 Oct, mature fruit not fully ripe | 0 4 7 <u>14</u> 21 29 | 0.37 0.11 0.18 <u>0.11</u> 0.071 0.083 | NA NA NA NA NA NA | NA NA NA NA NA NA | DERBI 40158; GHE-P-1452 |

| Location, year, (variety) | Form | No | Interval (days) | kg ai/ha | kgai/hL | method, timing (last application) | DAT | BF1 mg/kg | BF9 mg/kg | BF12 mg/kg | reference; trial no |
|--|------|----|-----------------|----------|---------|---|--------------------------------------|--|-----------|------------|---|
| Yarroweyah, VIC, Australia 1993 (Valencia) | WP | 2 | 14 | 0.62 | 0.025 | spray, 14 Oct, mature fruit not fully ripe | 0 4 7 14 21 <u>29</u> | 0.66 0.26 0.27 0.15 0.14 <u>0.12</u> | NA | NA | DERBI 40158; GHE-P-1452 |
| Yarroweyah, VIC, Australia 1993 (Valencia) | WP | 2 | 14 | 1.2 | 0.050 | spray, 14 Oct, mature fruit not fully ripe | 0 4 7 14 21 29 | 1.5 1.0 1.2 0.56 0.41 0.40 | NA | NA | DERBI 40158; GHE-P-1452 |
| Somersby, NSW Australia 1993 (Valencia) | WP | 2 | 14 | 0.54 | 0.012 | spray, 11 Oct, mature fruit not fully ripe | 0 4 7 <u>14</u> 21 28 | 0.14 0.14 0.14 <u>0.051</u> 0.045 0.011 | NA | NA | DERBI 40158; GHE-P-1452 |
| Somersby, NSW Australia 1993 (Valencia) | WP | 2 | 14 | 1.1 | 0.025 | spray, 11 Oct, mature fruit not fully ripe | 0 4 7 14 21 <u>28</u> | 0.54 0.39 0.31 0.16 0.12 <u>0.067</u> | NA | NA | DERBI 40158; GHE-P-1452 |
| Somersby, NSW Australia 1993 (Valencia) | WP | 2 | 14 | 2.2 | 0.050 | spray, 11 Oct, mature fruit not fully ripe | 0 4 7 14 21 28 | 0.86 0.92 0.70 0.32 0.31 0.26 | NA | NA | DERBI 40158; GHE-P-1452 |
| Gayndah, Qld, Australia 1999; (Navel) | SC | 2 | 14 | 0.79 | 0.013 | spray; 4 Mar; 18 Febr, 4 Febr; ^b | 28 42 56 | 0.01 0.01 0.01 | NA | NA | DERBI 1946; GHE-P-1946; trial 098478-01 |
| Gayndah, Qld, Australia 1999; (Navel) | SC | 2 | 14 | 1.6 | 0.026 | spray; 4 Mar; 18 Febr, 4 Febr; ^b | <u>28</u> 42 56 | <u>0.05</u> < 0.01 0.03 | NA | NA | DERBI 1946; GHE-P-1946; trial 098478-01 |

BF1 = buprofezin, BF9 = reverse Schiff base, BF12 = isopropylphenylurea

^a Valid LOQ for buprofezin (BF1) in orange whole fruit needs to be adapted to 0.02/0.3=0.07 mg/kg for trials ES40-01-S308 and ES50-01-S408 because of matrix interferences in the orange pulp (0.02- 0.03 mg/kg) and consequently matrix interferences in the whole fruit (0.02 mg/kg). Values below this threshold are either not selected or set at the adapted LOQ.

^b Reverse residue decline study. Plots are treated on different days before harvest so that the day of harvest is equal for all plots.

R-1124 Oxspring, 2003a,. No unusual weather conditions. Plot size 6-8 trees (20-105 m²). Sprayer type not indicated, spray volume 1900-3400 L/ha. Twelve fruits (2.0 kg) were sampled at harvest (BBCH 83-89). Samples were stored within 1-7 h at -18 °C for 263-622 days. Samples were separated into peel and pulp. GC-NPD method

"buprofezin/crops/DB/01/1". Results were not corrected for control levels (< 0.01-0.02 mg/kg for buprofezin (BF1), < 0.01 mg/kg for reverse Schiff base (BF9) and < 0.01 mg/kg for isopropylphenylurea (BF12), 22) nor for average concurrent method recoveries (87%-98%).

R-1184Oxspring, 2007,. No unusual weather conditions. Plot size 6 trees (150 m²). Mist blower, spray volume 2000-2200 L/ha. Twelve fruits (2.6-3.1 kg) were sampled at harvest (BBCH 87). Samples were stored within 2-3 h at -18 °C for 32-35 days. Samples were separated into peel and pulp. HPLC-MS-MS method "buprofezin/crops/DB/02/1". Results not corrected for control levels (< 0.01 mg/kg, 4) nor for average concurrent method recoveries (84%-106%).

R-1174.Dacus and Lopes, 2000, No unusual weather conditions. Plot size 372-930 m². Air blast sprayer, spray volume 890-1300 L/ha. Sampling (2.3 kg) at harvest. Samples were stored frozen for 261-397 days. GC-NPD method BF96R002. Results were not corrected for control levels (< 0.05 mg/kg, 16) nor for average concurrent method recoveries (88%-99%).

DERBI 40158Wilson *et al.*, 1995a,. Weather conditions not reported. Plot size 4 trees. Gun and hose sprayer, spray volume 2500 (VIC) or 4400 (NSW) L/ha. Fruits (20-24 units or 2.8-3.4 kg) were randomly sampled by hand at near maturity. Samples were stored frozen for a period up to 140 days. Whole fruit was analysed. HPLC-UV method A-1007. Results were not corrected for control levels (< 0.05 mg/kg, 6) nor for average concurrent method recoveries (94%).

DERBI 1946Cowles, 2003c,. No unusual weather conditions. Plot size 1 tree. TeeJet spraying systems, spray volume 6000 L/ha. In a reverse residue decline trial last applications were made on mature or immature oranges. Fruits (unstated weight) were sampled by hand at normal harvest. Samples were stored frozen for a period of 207-224 days. Samples were separated into peel and pulp. HPLC-MS-MS method GRM 99.19. Results were not corrected for control levels (< 0.01 mg/kg, 3) nor for average concurrent method recoveries (89%-98%).

Pome fruits

Supervised residue trials on apples and pears were conducted in Australia (2001-2002, 2002-2003) and New Zealand (1995-1996). Results for whole fruit are shown in Tables 51 and 52.

Table 51 Buprofezin derived residues in apples (whole fruit) after pre-harvest treatment

| Location, year, (variety) | Form | No | kg ai/ha | kgai/hL | method, timing | DAT | BF1 mg/kg | reference |
|---|------|----|----------|---------|---|------------------------|----------------------------------|--------------------------------------|
| Hawkes Bay, New Zealand; 1995-1996 (Royal Gala) | WP | 1 | - | 0.012 | spray; 4 Dec; 20 Nov; 7 Nov; 24 Oct; ^a | 60 74 87 101 | 0.051 0.036 0.015 0.017 | DERBI 47076; GHF-P-1519 ^b |
| Hawkes Bay, New Zealand; 1995-1996 (Royal Gala) | WP | 1 | - | 0.025 | spray; 4 Dec; 20 Nov; 7 Nov; 24 Oct; ^a | 60 74 87 101 | 0.077 0.059 0.050 0.061 | DERBI 47076; GHF-P-1519 ^b |
| Hawkes Bay, New Zealand; 1995-1996 (Granny Smith) | WP | 1 | - | 0.012 | spray; 4 Dec; 20 Nov; 7 Nov; 24 Oct; ^a | 60 74 87 101 | 0.009 0.013 0.005 0.015 | DERBI 47076; GHF-P-1519 ^b |
| Hawkes Bay, New Zealand; 1995-1996 (Granny Smith) | WP | 1 | - | 0.025 | spray; 4 Dec; 20 Nov; 7 Nov; 24 Oct; ^a | 60 74 87 101 | 0.054 0.035 0.040 0.008 | DERBI 47076; GHF-P-1519 ^b |
| Hawkes Bay, New Zealand; 1995-1996 (Royal Gala) | WP | 1 | - | 0.012 | spray; 4 Dec; 20 Nov; 7 Nov; 24 Oct; ^a | 78 92 105 119 | 0.055 0.016 0.018 0.018 | DERBI 47076; GHF-P-1519 ^b |
| Hawkes Bay, New Zealand; 1995-1996 (Royal Gala) | WP | 1 | - | 0.025 | spray; 4 Dec; 20 Nov; 7 Nov; 24 Oct; ^a | 78 92 105 119 | 0.085 0.046 0.048 0.025 | DERBI 47076; GHF-P-1519 |

| | | | | | | | | |
|--|----|---|---|-------|---|--------------------------|------------------------------------|---|
| Hawkes Bay, New Zealand; 1995-1996 (Granny Smith) | WP | 1 | - | 0.012 | spray; 4 Dec; 20 Nov; 7 Nov; 24 Oct; ^a | 123 137 150 164 | 0.023 < 0.005 0.006 0.016 | DERBI 47076; GHF-P-1519 ^b |
| Hawkes Bay, New Zealand; 1995-1996 (Granny Smith) | WP | 1 | - | 0.025 | spray; 4 Dec; 20 Nov; 7 Nov; 24 Oct; ^a | 123 137 150 164 | 0.053 0.032 0.034 0.025 | DERBI 47076; GHF-P-1519 ^b |

BF1 = buprofezin

^a Reverse residue decline study. Plots are treated on different days before harvest; harvest day is equal for all plots.

^b Valid LOQ for buprofezin (BF1) needs to be adapted to 0.004/0.3=0.02 mg/kg because of matrix interferences in the control sample (up to 0.004 mg/kg for apple). Values below this threshold are either not selected or set at the adapted LOQ.

DERBI 47076 Harris, 1996. Weather conditions. Plot size not stated. High volume handgun sprayer, spray volume not stated. All treatments included the anionic wetting agent, Multifilm X-90 at 25 mL/hl. In a reverse residue decline trial applications were made 6, 4, 2, 0 weeks post petal fall. Fruit was harvested before normal harvest (DAT 60-101 days, 2 February 1996) or at normal harvest (DAT 78-119 days, 20 February 1996, Royal Gala early maturing variety; DAT 123-164 days, 4 April 1996, Granny Smith late maturing variety). Fruits (12-25 apples) were randomly picked from the lower half of the trees. Samples were stored at -19 °C for up to 211 days. Insufficiently described GC-NPD method "Buprofezin V1". Results were not corrected for control levels (< 0.005 mg/kg, 5) nor for average concurrent method recoveries (91-108%).

Table 52 Buprofezin derived residues in pears (whole fruit) after pre-harvest treatment

| Location, year, (variety) | Form | No | Inter val (days) | kg ai/ha | kgai/hL | method, last application | DAT | BF1 mg/kg | reference |
|--|------|----|------------------------|-------------------------|---------|---|-----------------|---------------------------|---|
| Dhurringile, VIC, Australia; 2001-2002; (Packham) | SC | 2 | 9; 0 | 0.31-0.35; 0.30 | 0.013 | spray; 17 Jan; 14 Dec ^a | 25 59 | 0.22 0.02 ^b | DERBI 2795; GHF-P 2795; trial 029003-01 |
| Dhurringile, VIC, Australia; 2001-2002; (Packham) | SC | 2 | 9; 0 | 0.70-0.63; 0.60 | 0.026 | spray; 17 Jan; 14 Dec; ^a | 25 59 | 0.33 0.10 ^b | DERBI 2795; GHF-P 2795; trial 029003-01 |
| Dhurringile, VIC, Australia; 2001-2002; (Packham) | SC | 2 | 9; 0 | 1.4-1.2; 1.3 | 0.053 | spray; 17 Jan; 14 Dec; ^a | 25 59 | 1.2 0.32 ^b | DERBI 2795; GHF-P 2795; trial 029003-01 |
| Paracombe, SA, Australia; 2001-2002 (Packham) | SC | 2 | 14; 14 | 0.15-0.15; 0.15-0.15 | 0.013 | spray; 5 Febr; 4 Jan; ^a | 30 <u>62</u> | 0.06 <u>≤ 0.01</u> | DERBI 2795; GHF-P 2795; trial 029003-02 |
| Paracombe, SA, Australia; 2001-2002 (Packham) | SC | 2 | 14; 14 | 0.29-0.29; 0.29-0.29 | 0.026 | spray; 5 Febr; 4 Jan; ^a | 30 <u>62</u> | 0.10 <u>0.02</u> | DERBI 2795; GHF-P 2795; trial 029003-02 |
| Paracombe, SA, Australia; 2001-2002 (Packham) | SC | 2 | 14; 14 | 0.59-0.59; 0.59-0.59 | 0.053 | spray; 5 Febr; 4 Jan; ^a | 30 62 | 0.33 0.04 | DERBI 2795; GHF-P 2795; trial 029003-02 |
| Pickering Brook, WA, Australia; | SC | 2 | 15; 13 | 0.33-0.38; 0.33-0.33 | 0.013 | spray; 1 Febr; 3 Jan; ^a | 27 <u>56</u> | 0.07 <u>≤ 0.01</u> | DERBI 2795; GHF-P 2795; trial 029003-03 |

Buprofezin

| Location, year, (variety) | Form | No | Interval (days) | kg ai/ha | kgai/hL | method, last application | DAT | BF1 mg/kg | reference |
|--|------|----|-----------------|--|---------|---------------------------------------|-------------------------------|---|---|
| 2001-2002; (Packham) | | | | | | | | | |
| Pickering Brook, WA, Australia; 2001-2002; (Packham) | SC | 2 | 15; 13 | 0.66-0.77; 0.66-0.66 | 0.026 | spray; 1 Febr; 3 Jan; ^a | 27 <u>56</u> | 0.12 <u>0.04</u> | DERBI 2795; GHF-P 2795; trial 029003-03 |
| Pickering Brook, WA, Australia; 2001-2002; (Packham) | SC | 2 | 15; 13 | 1.3-1.5; 1.3-1.3 | 0.053 | spray; 1 Febr; 3 Jan; ^a | 27 56 | 0.46 0.06 | DERBI 2795; GHF-P 2795; trial 029003-03 |
| Shepparton East, VIC, Australia; 2002-2003; (Williams) | SC | 3 | 19-6; 9-8 | 0.54-0.54-0.49; 0.70-0.40-0.42 | 0.013 | spray; 16 Dec; 18 Oct; ^a | <u>52</u> 111 | <u>0.03</u> < 0.01 | DERBI 2839; GHF-P-2839; trial 020082-01 |
| Shepparton East, VIC, Australia; 2002-2003; (Williams) | SC | 3 | 19-6; 9-8 | 1.1-1.1-0.98; 2.0-0.79-0.90 | 0.026 | spray; 16 Dec; 18 Oct; ^a | <u>52</u> 111 | <u>0.05</u> 0.01 | DERBI 2839; GHF-P-2839; trial 020082-01 |
| Shepparton East, VIC, Australia; 2002-2003; (Williams) | SC | 3 | 19-6; 9-8 | 2.2-2.1-2.0; 3.1-1.6-1.8 | 0.053 | spray; 16 Dec; 18 Oct; V | 52 111 | 0.12 < 0.01 | DERBI 2839; GHF-P-2839; trial 020082-01 |
| Paracombe, SA, Australia; 2002-2003 (Packham) | SC | 3 | 10-10; 10-10 | 0.23-0.24-0.24; 0.25-0.25-0.26; 0.21-0.21-0.21; 0.21-0.24-0.22 | 0.013 | spray; 6 Jan; 25 Oct; ^{a, c} | <u>56</u> 56 129 129 | <u>0.02</u> 0.02 < 0.01 < 0.01 | DERBI 2839; GHF-P-2839; trial 020082-02 trial 020082-03 |
| Paracombe, SA, Australia; 2002-2003 (Packham) | SC | 3 | 10-10; 10-10 | 0.45-0.47-0.48; 0.50-0.51-0.52; 0.42-0.42-0.42; 0.43-0.45-0.44 | 0.026 | spray; 6 Jan; 25 Oct; ^{a, c} | <u>56</u> 56 129 129 | <u>0.05</u> 0.03 0.01 0.01 | DERBI 2839; GHF-P-2839; trial 020082-02 trial 020082-03 |
| Paracombe, SA, Australia; 2002-2003 (Packham) | SC | 3 | 10-10; 10-10 | 0.91-0.95-0.96; 0.99-1.0-1.0; 0.88-0.86-0.86; 0.86-0.93-0.96 | 0.053 | spray; 6 Jan; 25 Oct; ^{a, c} | 56 56 129 129 | 0.12 0.07 0.03 0.03 | DERBI 2839; GHF-P-2839; trial 020082-02 trial 020082-03 |

BF1 = buprofezin

^a Reverse residue decline study. Plots are treated on different days before harvest; harvest day is equal for all plots.

^b Due to the growth stage of the pears and likely harvest date when the trial was started, it was too late to apply 2 applications 2 weeks apart. Therefore application 1 and 2 for the 59 day trial were applied together in the same volume of water, i.e. once at twice the rate (1x 0.026, 1x 0.053, 1x 0.106 kgai/hLai/hL for the 59 day trial only)

^c Because trials 020082-02 and 020082-03 were conducted at the same location, with the same pear variety, with the same equipment and on the same days, trials are considered replicate plots. Both residue values are reported, but only one value per plot (the maximum value) may be selected for MRL estimation.

DERBI 2795, Cowles, 2004b. No unusual weather conditions. Plot size 1 tree. High volume hand lance sprayer or handgun, spray volume 1100-2900 L/ha. In a reverse residue decline trial last applications were made when pears had reached 80%-90% or 40% of their final size. Fruits (1-2 kg) were sampled by hand at normal harvest. Samples were stored at -15 °C for a period of 130-164 days. HPLC-MS-MS method GRM 99.19. Results were not corrected for control levels (< 0.002 mg/kg, 6) nor for average concurrent method recoveries (92%).

DERBI 2839, Cowles, 2004c.. No unusual weather conditions. Plot size 30 m² or 2 trees. High volume hand gun or backpack power sprayer, spray volume 1600-7600 L/ha. In a reverse decline trial last applications were made when fruits were 70% of final size or at the end of flowering. Whole fruits (2-3 kg) were collected by hand at normal harvest. Samples were stored at -15 °C for a period of 183-259 days. GC-MS method RM89003. Results were not corrected for control levels (< 0.005 mg/kg, 3) nor for average concurrent method recoveries (102%).

Berries and small fruits

Supervised residue trials on field-grown and indoor-grown grapes were conducted in Germany (2001, 2002), France (2001, 2002), Italy (2001, 2002), USA (2004), Australia (2001-2002, 2002-2003, 2004-2005) and Japan (1985, 2000). Residue levels in grapes are analysed in grape bunches (including stems) unless stated otherwise. Results for grape bunches are shown in Tables 53 and 54.

Table 53 Buprofezin derived residues in field-grown grapes (bunches) after pre-harvest treatment

| Location, year, (variety) | Form | No | Inter val (days) | kg ai/ha | kg ai/hL | method, timing | DAT | BF1 mg/kg | BF9 mg/kg | BF12 mg/kg | reference; trial no |
|---|------|----|------------------|----------|----------|----------------------------|------------------------|--------------------------------------|--|--|----------------------|
| Göcklingen, Germany 2001 (Müller-Thurgau) | WP | 1 | - | 0.49 | 0.033 | spray, 21 Sept; BBCH 87-88 | 8 14 | 1.9 1.6 | < 0.01 < 0.01 | < 0.01 < 0.01 | R-1134; AF/6114/NN/3 |
| Hainfeld, Germany 2001 (Müller-Thurgau) | WP | 1 | - | 0.49 | 0.033 | spray, 21 Sept; BBCH 87 | 0 1 4 8 14 | 1.1 1.9 1.4 1.5 1.4 | < 0.01 < 0.01 < 0.01 < 0.01 < 0.01 | < 0.01 < 0.01 < 0.01 < 0.01 < 0.01 | R-1134; AF/6114/NN/4 |
| Göcklingen, Germany 2002 (Müller-Thurgau) | WP | 1 | - | 0.55 | 0.033 | spray, 5 Sept; BBCH 84 | 0 1 3 7 14 | 0.98 0.95 0.65 0.43 0.33 | < 0.01 < 0.01 < 0.01 < 0.01 < 0.01 | < 0.01 < 0.01 < 0.01 < 0.01 < 0.01 | R-1143; AF/6773/NN/4 |
| Hainfeld, Germany 2002 (Müller-Thurgau) | WP | 1 | - | 0.55 | 0.033 | spray, 5 Sept; BBCH 84 | 7 14 | 0.47 0.49 | < 0.01 < 0.01 | < 0.01 < 0.01 | R-1143; AF/6773/NN/5 |
| Mareau aux Pres, N-France 2001 (Chardonnay) | WP | 1 | - | 0.47 | 0.033 | spray, 17 Sept; BBCH 85 | 7 14 | 0.25 0.09 | < 0.01 < 0.01 | < 0.01 < 0.01 | R-1134; AF/6114/NN/1 |
| Briare, N-France 2001 (Sauvignon) | WP | 1 | - | 0.50 | 0.033 | spray, 21 Sept; BBCH 85 | 0 1 3 7 | 0.39 0.28 0.09 0.06 | < 0.01 < 0.01 < 0.01 < 0.01 | < 0.01 < 0.01 < 0.01 < 0.01 | R-1134; AF/6114/NN/1 |

Buprofezin

| Location, year, (variety) | Form | No | Inter val (days) | kg ai/ha | kg ai/hL | method, timing | DAT | BF1 mg/kg | BF9 mg/kg | BF12 mg/kg | reference; trial no |
|--|------|----|------------------|----------|----------|---------------------------|------------------------|--------------------------------------|--|--|---|
| | | | | | | | 14 | 0.08 | < 0.01 | < 0.01 | |
| Grezille, Maine et Loire, N-France 2002 (Gamay) | WP | 1 | - | 0.50 | 0.033 | spray, 17 Sept; BBCH 85 | 14 | 0.28 | < 0.01 | < 0.01 | R-1143; AF/6763/NN/1 (grapes without stems/caps) |
| Les Verchers sur Layon, Maine et Loire, N-France 2002 (Chenin) | WP | 1 | - | 0.49 | 0.033 | spray, 24 Sept; BBCH 85 | 0 1 3 7 14 | 0.18 0.24 0.20 0.30 0.23 | < 0.01 < 0.01 < 0.01 < 0.01 < 0.01 | < 0.01 < 0.01 < 0.01 < 0.01 < 0.01 | R-1143; AF/6773/NN/2 |
| Jully les Buxy, Saône et Loire, N-France, 2002 (Aligote) | WP | 1 | - | 0.50 | 0.033 | spray, 5 Sept; BBCH 85 | 7 14 | 0.24 0.16 | < 0.01 < 0.01 | < 0.01 < 0.01 | R-1143; AF/6773/NN/3 |
| Puylaroque, Tarn et Garonne, S-France 2001 (Gamay) | WP | 1 | - | 0.37 | 0.038 | spray, 11 Jul; BBCH 75 | 76 | 0.021 | < 0.01 | < 0.01 | R-1182; BU1/F/19VI |
| Puylaroque, Tarn et Garonne, S-France 2001 (Gamay) | SC | 1 | - | 0.37 | 0.038 | spray, 11 Jul; BBCH 75 | 76 | 0.011 | < 0.01 | < 0.01 | R-1182; BU1/F/19VI |
| Puylaroque, Tarn et Garonne, S-France 2001 (Gamay) | WP | 1 | - | 0.38 | 0.038 | spray, 26 Jul; BBCH 77-79 | 61 | NA | NA | NA | R-1182; BU1/F/19VI |
| Puylaroque, Tarn et Garonne, S-France 2001 (Gamay) | SC | 1 | - | 0.37 | 0.038 | spray, 26 Jul; BBCH 77-79 | 61 | 0.015 | < 0.01 | < 0.01 | R-1182; BU1/F/19VI |
| Puylaroque, Tarn et Garonne, France 2001 (Gamay) | WP | 1 | - | 0.37 | 0.038 | spray, 10 Aug; BBCH 81 | 46 | 0.026 | < 0.01 | < 0.01 | R-1182; BU1/F/19VI |

| Location, year, (variety) | Form | No | Interval (days) | kg ai/ha | kg ai/hL | method, timing | DAT | BF1 mg/kg | BF9 mg/kg | BF12 mg/kg | reference; trial no |
|---|------|----|-----------------|----------|----------|---------------------------|-----|-----------|-----------|------------|---------------------|
| Puylaroque, Tarn et Garonne, France 2001 (Gamay) | SC | 1 | - | 0.37 | 0.038 | spray, 10 Aug; BBCH 81 | 46 | < 0.01 | < 0.01 | < 0.01 | R-1182; BU1/F/19VI |
| Moissac, Tarn et Garonne, S-France 2001 (Chasselas) | WP | 1 | - | 0.37 | 0.038 | spray, 12 Jul; BBCH 75 | 75 | 0.025 | < 0.01 | < 0.01 | R-1182; BU1/F/20VI |
| Moissac, Tarn et Garonne, S-France 2001 (Chasselas) | SC | 1 | - | 0.37 | 0.038 | spray, 12 Jul; BBCH 75 | 75 | < 0.01 | < 0.01 | < 0.01 | R-1182; BU1/F/20VI |
| Moissac, Tarn et Garonne, S-France 2001 (Chasselas) | WP | 1 | - | 0.37 | 0.038 | spray, 27 Jul; BBCH 77 | 60 | 0.085 | < 0.01 | < 0.01 | R-1182; BU1/F/20VI |
| Moissac, Tarn et Garonne, S-France 2001 (Chasselas) | SC | 1 | - | 0.38 | 0.038 | spray, 27 Jul; BBCH 77 | 60 | 0.013 | < 0.01 | < 0.01 | R-1182; BU1/F/20VI |
| Moissac, Tarn et Garonne, S-France 2001 (Chasselas) | WP | 1 | - | 0.37 | 0.038 | spray, 10 Aug, BBCH 79-81 | 46 | 0.072 | < 0.01 | < 0.01 | R-1182; BU1/F/20VI |
| Moissac, Tarn et Garonne, S-France 2001 (Chasselas) | SC | 1 | - | 0.38 | 0.038 | spray, 10 Aug, BBCH 79-81 | 46 | NA | NA | NA | R-1182; BU1/F/20VI |
| Fronton, Haute Garonne, S-France 2002 (Cabernet) | WP | 1 | - | 0.37 | 0.038 | spray, 17 Jul, BBCH 77 | 75 | 0.012 | < 0.01 | < 0.01 | R-1156; BU2/F/19VI |
| Fronton, Haute Garonne, S-France 2002 (Cabernet) | SC | 1 | - | 0.37 | 0.038 | spray, 17 Jul, BBCH 77 | 75 | < 0.01 | < 0.01 | < 0.01 | R-1156; BU2/F/19VI |

Buprofezin

| Location, year, (variety) | Form | No | Interval (days) | kg ai/ha | kg ai/hL | method, timing | DAT | BF1 mg/kg | BF9 mg/kg | BF12 mg/kg | reference; trial no |
|--|------|----|-----------------|----------|----------|------------------------|-----|-----------|-----------|------------|---------------------|
| Fronton, Haute Garonne, S-France 2002 (Cabernet) | WP | 1 | - | 0.38 | 0.038 | spray, 1 Aug, BBCH 79 | 60 | 0.033 | < 0.01 | < 0.01 | R-1156; BU2/F/19VI |
| Fronton, Haute Garonne, S-France 2002 (Cabernet) | SC | 1 | - | 0.39 | 0.038 | spray, 1 Aug, BBCH 79 | 60 | < 0.01 | < 0.01 | < 0.01 | R-1156; BU2/F/19VI |
| Fronton, Haute Garonne, S-France 2002 (Cabernet) | WP | 1 | - | 0.38 | 0.038 | spray, 16 Aug, BBCH 81 | 45 | 0.044 | < 0.01 | < 0.01 | R-1156; BU2/F/19VI |
| Fronton, Haute Garonne, S-France 2002 (Cabernet) | SC | 1 | - | 0.37 | 0.038 | spray, 16 Aug, BBCH 81 | 45 | < 0.01 | < 0.01 | < 0.01 | R-1156; BU2/F/19VI |
| Bagnols, Rhône S-France, 2002 (Chardonnay) | WP | 1 | - | 0.37 | 0.038 | spray, 11 Jul, BBCH 77 | 74 | 0.019 | < 0.01 | < 0.01 | R-1156; BU2/F/20VI |
| Bagnols, Rhone S-France 2003 (Chardonnay) | SC | 1 | - | 0.38 | 0.038 | spray, 11 Jul, BBCH 77 | 74 | 0.011 | < 0.01 | < 0.01 | R-1156; BU2/F/20VI |
| Bagnols, Rhône S-France, 2002 (Chardonnay) | WP | 1 | - | 0.36 | 0.038 | spray, 26 Jul BBCH 79 | 59 | 0.048 | < 0.01 | < 0.01 | R-1156; BU2/F/20VI |
| Bagnols, Rhone S-France 2003 (Chardonnay) | SC | 1 | - | 0.39 | 0.038 | spray, 26 Jul BBCH 79 | 59 | < 0.01 | < 0.01 | < 0.01 | R-1156; BU2/F/20VI |
| Bagnols, Rhône S-France, 2002 (Chardonnay) | WP | 1 | - | 0.39 | 0.038 | spray, 9 Aug BBCH 79 | 45 | 0.053 | < 0.01 | < 0.01 | R-1156; BU2/F/20VI |
| Bagnols, Rhone S-France 2003 (Chardonnay) | SC | 1 | - | 0.38 | 0.038 | spray, 9 Aug BBCH 79 | 45 | 0.014 | < 0.01 | < 0.01 | R-1156; BU2/F/20VI |
| Salerano sul Lambro, Lodi, Italy 2001 (Chardonnay) | WP | 1 | -- | 0.38 | 0.038 | spray, 19 Jun; BBCH 77 | 76 | 0.010 | < 0.01 | < 0.01 | R-1182; BUI/I/14VI |

| Location, year, (variety) | Form | No | Inter val (days) | kg ai/ha | kg ai/hL | method, timing | DAT | BF1 mg/kg | BF9 mg/kg | BF12 mg/kg | reference; trial no |
|--|------|----|------------------|----------|----------|------------------------|-----|-----------|-----------|------------|---------------------|
| Salerano sul Lambro, Lodi, Italy 2001 (Chardonnay) | SC | 1 | - | 0.39 | 0.038 | spray, 19 Jun; BBCH 77 | 76 | < 0.01 | < 0.01 | < 0.01 | R-1182; BUI/I/14VI |
| Salerano sul Lambro, Lodi, Italy 2001 (Chardonnay) | WP | 1 | -- | 0.38 | 0.038 | spray, 5 Jul; BBCH 78 | 60 | 0.018 | < 0.01 | < 0.01 | R-1182; BUI/I/14VI |
| Salerano sul Lambro, Lodi, Italy 2001 (Chardonnay) | SC | 1 | - | 0.38 | 0.038 | spray, 5 Jul; BBCH 78 | 60 | < 0.01 | < 0.01 | < 0.01 | R-1182; BUI/I/14VI |
| Salerano sul Lambro, Lodi, Italy 2001 (Chardonnay) | WP | 1 | -- | 0.38 | 0.038 | spray, 21 Jul; BBCH 79 | 44 | 0.037 | < 0.01 | < 0.01 | R-1182; BUI/I/14VI |
| Salerano sul Lambro, Lodi, Italy 2001 (Chardonnay) | SC | 1 | - | 0.39 | 0.038 | spray, 21 Jul; BBCH 79 | 44 | < 0.01 | < 0.01 | < 0.01 | R-1182; BUI/I/14VI |
| Salerano sul Lambro, Lodi, Italy 2001 (Regina) | WP | 1 | - | 0.38 | 0.038 | spray, 5 Jul; BBCH 77 | 74 | < 0.01 | < 0.01 | < 0.01 | R-1182; BUI/I/15VI |
| Salerano sul Lambro, Lodi, Italy 2001 (Regina) | SC | 1 | - | 0.38 | 0.038 | spray, 5 Jul; BBCH 77 | 74 | < 0.01 | < 0.01 | < 0.01 | R-1182; BUI/I/15VI |
| Salerano sul Lambro, Lodi, Italy 2001 (Regina) | WP | 1 | - | 0.39 | 0.038 | spray, 19 Jul; BBCH 78 | 60 | < 0.01 | < 0.01 | < 0.01 | R-1182; BUI/I/15VI |
| Salerano sul Lambro, Lodi, Italy 2001 (Regina) | SC | 1 | - | 0.37 | 0.038 | spray, 19 Jul; BBCH 78 | 60 | < 0.01 | < 0.01 | < 0.01 | R-1182; BUI/I/15VI |
| Salerano sul Lambro, Lodi, Italy 2001 (Regina) | WP | 1 | - | 0.37 | 0.038 | spray, 3 Aug; BBCH 79 | 45 | < 0.01 | < 0.01 | < 0.01 | R-1182; BUI/I/15VI |
| Salerano sul Lambro, Lodi, Italy 2001 | SC | 1 | - | 0.38 | 0.038 | spray, 3 Aug; BBCH | 45 | < 0.01 | < 0.01 | < 0.01 | R-1182; BUI/I/15VI |

Buprofezin

| Location, year, (variety) | Form | No | Interval (days) | kg ai/ha | kg ai/hL | method, timing | DAT | BF1 mg/kg | BF9 mg/kg | BF12 mg/kg | reference; trial no |
|--|------|----|-----------------|----------|----------|------------------------|-----|-----------|-----------|------------|---------------------|
| (Regina) | | | | | | 79 | | | | | |
| Poncarale, Brescia, Italy 2002 (Soave) | WP | 1 | - | 0.39 | 0.038 | spray, 28 Jun, BBCH 75 | 75 | < 0.01 | < 0.01 | < 0.01 | R-1156; BU2/I/14VI |
| Poncarale, Brescia, Italy, 2002 (Soave) | SC | 1 | - | 0.38 | 0.038 | spray, 28 Jun, BBCH 75 | 75 | < 0.01 | < 0.01 | < 0.01 | R-1156; BU2/I/14VI |
| Poncarale, Brescia, Italy 2002 (Soave) | WP | 1 | - | 0.38 | 0.038 | spray, 12 Jul, BBCH 77 | 61 | 0.022 | < 0.01 | < 0.01 | R-1156; BU2/I/14VI |
| Poncarale, Brescia, Italy, 2002 (Soave) | SC | 1 | - | 0.38 | 0.038 | spray, 12 Jul, BBCH 77 | 61 | < 0.01 | < 0.01 | < 0.01 | R-1156; BU2/I/14VI |
| Poncarale, Brescia, Italy 2002 (Soave) | WP | 1 | - | 0.39 | 0.038 | spray, 29 Jul, BBCH 78 | 44 | < 0.01 | < 0.01 | < 0.01 | R-1156; BU2/I/14VI |
| Poncarale, Brescia, Italy, 2002 (Soave) | SC | 1 | - | 0.39 | 0.038 | spray, 29 Jul, BBCH 78 | 44 | < 0.01 | < 0.01 | < 0.01 | R-1156; BU2/I/14VI |
| Trentino Belluno, Verona, Italy 2002 (Lambrusco Frastagliato) | WP | 1 | - | 0.39 | 0.038 | spray, 23 Jul, BBCH 79 | 72 | 0.018 | < 0.01 | < 0.01 | R-1156; BU2/I/15VI |
| Trentino Belluno, Verona, Italy, 2002 (Lambrusco Frastagliato) | SC | 1 | - | 0.37 | 0.038 | spray, 23 Jul, BBCH 79 | 72 | < 0.01 | < 0.01 | < 0.01 | R-1156; BU2/I/15VI |
| Trentino Belluno, Verona, Italy 2002 (Lambrusco Frastagliato) | WP | 1 | - | 0.41 | 0.038 | spray, 5 Aug, BBCH 79 | 59 | 0.011 | < 0.01 | < 0.01 | R-1156; BU2/I/15VI |
| Trentino Belluno, Verona, Italy, 2002 (Lambrusco Frastagliato) | SC | 1 | - | 0.39 | 0.038 | spray, 5 Aug, BBCH 79 | 59 | 0.053 | < 0.01 | < 0.01 | R-1156; BU2/I/15VI |
| Trentino Belluno, Verona, Italy 2002 | WP | 1 | - | 0.40 | 0.038 | spray, 20 Aug, BBCH 81 | 44 | 0.23 | < 0.01 | < 0.01 | R-1156; BU2/I/15VI |

| Location, year, (variety) | Form | No | Inter val (days) | kg ai/ha | kg ai/hL | method, timing | DAT | BF1 mg/kg | BF9 mg/kg | BF12 mg/kg | reference; trial no |
|--|------|----|------------------|---|----------------|---|-----------------|--------------------------|-----------|------------|---|
| (Lambrusco Frastagliato) | | | | | | | | | | | |
| Trentino Belluno, Verona, Italy, 2002 (Lambrusco Frastagliato) | SC | 1 | - | 0.38 | 0.038 | spray, 20 Aug, BBCH 81 | 44 | 0.043 | < 0.01 | < 0.01 | R-1156; BU2/I/15VI |
| Williamson, NY, USA 2004 (Cayuga White) | WP | 2 | 14 | 0.55 0.56 | 0.10 0.10 | spray, 4 Sept BBCH 83 | 7 | 0.30, 0.39 | < 0.01 | < 0.01 | R-1164; TCI-04-088-01 ^a |
| Dundee, NY, USA, 2004 (Concord) | WP | 2 | 14 | 0.56 0.56 | 0.060 0.060 | spray; 6 Sept BBCH 85 | 7 | 0.35, 0.38 | < 0.01 | < 0.01 | R-1164; TCI-04-088-02 ^a |
| Tulare, CA, USA, 2004 (Thompson Seedless) | WP | 2 | 14 | 0.56 0.56 | 0.091 0.088 | spray; 10 Aug; BBCH 89 | 7 | 0.048, 0.051 | < 0.01 | < 0.01 | R-1164; TCI-04-088-03 ^a |
| Delano, CA, USA, 2004 (Ruby Seedless) | WP | 2 | 14 | 0.56 0.56 | 0.053 0.053 | spray; 12 Aug; BBCH 89 | 7 | 0.094, 0.14 | < 0.01 | < 0.01 | R-1164; TCI-04-088-04 ^a |
| Kingsburg, CA, USA, 2004 (Crimson) | WP | 2 | 14 | 0.54 0.56 | 0.095 0.095 | spray; 18 Aug; BBCH 85 | 7 | 0.043, 0.044 | < 0.01 | < 0.01 | R-1164; TCI-04-088-05 ^a |
| San Ardo, CA, USA, 2004 (Cabernet Sauvignon) | WP | 2 | 14 | 0.56 0.56 | 0.042 0.041 | spray; 30 Sept; BBCH 83 | 7 | 0.68, 0.74 | < 0.01 | < 0.01 | R-1164; TCI-04-088-06 ^a |
| George, Quincy, WA, USA 2004 (Cabernet Sauvignon) | WP | 2 | 14 | 0.56 0.56 | 0.098 0.098 | spray; 28 Sept; BBCH 85-89 | 7 | 0.36, 0.54 | < 0.01 | < 0.01 | R-1164; TCI-04-088-07 ^a |
| Ephrata, WA, USA, 2004 (White Riesling) | WP | 2 | 14 | 0.56 0.56 | 0.040 0.040 | spray; 30 Sept; BBCH 85 | 7 | 0.17, 0.28 | < 0.01 | < 0.01 | R-1164; TCI-04-088-08 ^a |
| Armagh, Clare, SA, Australia; 2001-2002; (Cabernet Sauvignon) | SC | 2 | 15; 14; 11 | 0.11- 0.11; 0.11- 0.11; 0.07- 0.07 | 0.013 | spray; 22 Mar; 21 Febr; 25 Dec ^b | 28 57 115 | 0.02 < 0.01 < 0.01 | NA | NA | DERBI 2792 GHF-P-2792 trial 029002-02 |

Buprofezin

| Location, year, (variety) | Form | No | Inter val (days) | kg ai/ha | kg ai/hL | method, timing | DAT | BF1 mg/kg | BF9 mg/kg | BF12 mg/kg | reference; trial no |
|---|------|----|------------------|---------------------------------------|----------|---|------------------------|-------------------------------|-----------|------------|---|
| Armagh, Clare, SA, Australia; 2001-2002; (Cabernet Sauvignon) | SC | 2 | 15; 14; 11 | 0.23-0.23; 0.23-0.23; 0.15-0.15 | 0.026 | spray; 22 Mar; 21 Febr; 25 Dec ^b | 28 <u>57</u> 115 | 0.03 <u>0.02</u> < 0.01 | NA | NA | DERBI 2792 GHF-P-2792 trial 029002-02 |
| Armagh, Clare, SA, Australia; 2001-2002; (Cabernet Sauvignon) | SC | 2 | 15; 14; 11 | 0.45-0.45; 0.45-0.45; 0.30-0.30 | 0.053 | spray; 22 Mar; 21 Febr; 25 Dec ^b | 28 57 115 | 0.04 0.04 < 0.01 | NA | NA | DERBI 2792 GHF-P-2792 trial 029002-02 |
| Caversham, WA, Australia; 2001-2002; (Shiraz) | SC | 2 | 15; 13; 14 | 0.23-0.26; 0.24-0.25; 0.22; 0.22-0.25 | 0.013 | spray; 1 Febr; 3 Jan; 29 Nov; ^b | 27 56 91 | < 0.01 < 0.01 < 0.01 | NA | NA | DERBI 2792 GHF-P-2792 trial 029002-03 |
| Caversham, WA, Australia; 2001-2002; (Shiraz) | SC | 2 | 15; 13; 14 | 0.51-0.45; 0.49-0.50; 0.44-0.5 | 0.026 | spray; 1 Febr; 3 Jan; 29 Nov; ^b | 27 <u>56</u> 91 | 0.05 <u>0.03</u> 0.02 | NA | NA | DERBI 2792 GHF-P-2792 trial 029002-03 |
| Caversham, WA, Australia; 2001-2002; (Shiraz) | SC | 2 | 15; 13; 14 | 0.90-1.0; 0.98-0.99; 0.88-1.0 | 0.053 | spray; 1 Febr; 3 Jan; 29 Nov; ^b | 27 56 91 | 0.12 0.10 0.03 | NA | NA | DERBI 2792 GHF-P-2792 trial 029002-03 |
| Bridgewater, VIC, Australia; 2002-2003 (Sermillion) | SC | 3 | 20-10; 15-14; | 0.12-0.13-0.13; 0.12-0.13-0.14 | 0.013 | spray; 17 Jan; 15 Nov; ^b | 38 <u>101</u> | < 0.01 <u>< 0.01</u> | NA | NA | DERBI 2842 GHF-P-2842 trial 020083-01 |
| Bridgewater, VIC, Australia; 2002-2003 (Sermillion) | SC | 3 | 20-10; 15-14; | 0.25-0.26-0.26; 0.24-0.26-0.27 | 0.026 | spray; 17 Jan; 15 Nov; ^b | 38 101 | < 0.01 < 0.01 | NA | NA | DERBI 2842 GHF-P-2842 trial 020083-01 |
| Bridgewater, VIC, Australia; 2002-2003 (Sermillion) | SC | 3 | 20-10; 15-14; | 0.50-0.52-0.53; 0.48-0.52-0.53 | 0.053 | spray; 17 Jan; 15 Nov; ^b | 38 101 | 0.01 < 0.01 | NA | NA | DERBI 2842 GHF-P-2842 trial 020083-01 |

| Location, year, (variety) | Form | No | Inter val (days) | kg ai/ha | kg ai/hL | method, timing | DAT | BF1 mg/kg | BF9 mg/kg | BF12 mg/kg | reference; trial no |
|--|------|----|------------------|--------------------------------|----------|---------------------------------------|------------------|----------------------------|-----------|------------|---|
| Armagh, SA, Australia; 2002-2003 (Cabernet Sauvignon) | SC | 3 | 14; 14 | 0.16-0.16-0.16; 0.14-0.15-0.15 | 0.013 | spray; 13 Febr; 18 Nov ^b | 56 <u>143</u> | < 0.01 <u>< 0.01</u> | NA | NA | DERBI 2842 GHF-P-2842; trial 020083-03 |
| Armagh, SA, Australia; 2002-2003 (Cabernet Sauvignon) | SC | 3 | 14; 14 | 0.31-0.31-0.32; 0.27-0.30-0.31 | 0.026 | spray; 13 Febr; 18 Nov ^b | <u>56</u> 143 | <u>0.07</u> < 0.01 | NA | NA | DERBI 2842 GHF-P-2842; trial 020083-03 |
| Armagh, SA, Australia; 2002-2003 (Cabernet Sauvignon) | SC | 3 | 14; 14 | 0.63-0.62-0.64; 0.55-0.59-0.61 | 0.053 | spray; 13 Febr; 18 Nov ^b | 56 143 | 0.14 < 0.01 | NA | NA | DERBI 2842 GHF-P-2842; trial 020083-03 |
| Wonga Park, VIC, Australia 2004-2005; (Pinot Noir) | SC | 2 | 24 | - | 0.026 | spray; 3 Dec EL 25 - 80% capfall | 88 | < 0.01 | NA | NA | DERBI 2881 GHF-P 2881 trial 049002-01 |
| Wonga Park, VIC, Australia 2004-2005; (Pinot Noir) | SC | 2 | 12 | - | 0.026 | spray; 24 Nov; EL 20 - 10% capfall | 97 | < 0.01 | NA | NA | DERBI 2881 GHF-P 2881 trial 049002-02 |
| Swan Hill, VIC, Australia 2004-2005 (Thompson Seedless) | SC | 2 | 20 | - | 0.026 | spray; 12 Nov; berry set | 110 | < 0.01 | NA | NA | DERBI 2881 GHF-P 2881 trial 049002-03 |
| Swan Hill, VIC, Australia; 2004-2005 (Thompson Seedless) | SC | 2 | 17 | - | 0.026 | spray; 15 Nov; berry set | nr | 0.02 | NA | NA | DERBI 2881 GHF-P 2881 trial 049002-04 ^b |
| Stirling, SA Australia; 2004-2005 (Shiraz) | SC | 2 | 36 | - | 0.026 | spray; 23 Nov; EL 25 – 80% capfall | 113 | 0.02 | NA | NA | DERBI 2881 GHF-P 2881; trial 049002-05 ^b |
| Lower Barrington, TAS, Australia; 2002-2003 (Chardonnay) | SC | 2 | 14 | 0.11-0.079 | 0.013 | spray; 31 Mar; ripening | 56 | 0.07 | NA | NA | DERBI 2842 GHF-P-2842; trial 020083-04 |

| Location, year, (variety) | Form | No | Inter val (days) | kg ai/ha | kg ai/hL | method, timing | DAT | BF1 mg/kg | BF9 mg/kg | BF12 mg/kg | reference; trial no |
|--|------|----|------------------|------------|----------|-------------------------|-----------|-------------|-----------|------------|--|
| Lower Barrington, TAS, Australia; 2002-2003 (Chardonnay) | SC | 2 | 14 | 0.18-0.16 | 0.026 | spray; 31 Mar; ripening | <u>56</u> | <u>0.09</u> | NA | NA | DERBI 2842 GHF-P-2842; trial 020083-04 |
| Lower Barrington, TAS, Australia; 2002-2003 (Chardonnay) | SC | 2 | 14 | 0.37-0.33 | 0.053 | spray; 31 Mar; ripening | 56 | 0.22 | NA | NA | DERBI 2842 GHF-P-2842; trial 020083-04 |
| Lower Barrington, TAS, Australia; 2002-2003 (Merlot) | SC | 2 | 14 | 0.11-0.079 | 0.013 | spray; 31 Mar; ripening | 56 | 0.07 | NA | NA | DERBI 2842 GHF-P-2842; trial 020083-05 |
| Lower Barrington, TAS, Australia; 2002-2003 (Merlot) | SC | 2 | 14 | 0.18-0.16 | 0.026 | spray; 31 Mar; ripening | <u>56</u> | <u>0.19</u> | NA | NA | DERBI 2842 GHF-P-2842; trial 020083-05 |
| Lower Barrington, TAS, Australia; 2002-2003 (Merlot) | SC | 2 | 14 | 0.37-0.33 | 0.053 | spray; 31 Mar; ripening | 56 | 0.21 | NA | NA | DERBI 2842 GHF-P-2842; trial 020083-05 |

NA not analysed

nr not recorded

BF1 = buprofezin, BF9 = reverse Schiff base, BF12 = isopropylphenylurea

^a Results are for replicate field samples: individual values are reported, the maximum may be selected for MRL estimation

^b Reverse residue decline study. Plots are treated on different days before harvest; harvest day is equal for all plots.

R-1134 Oxspring, 2004. No unusual weather conditions. Plot size 23-30 m². French trials were treated with a knapsack mist blower, German trials with a backpack atomizer, spray volume 1400-1500 L/ha. Twelve bunches of grapes were sampled (0.5-1.0 kg) at harvest (BBCH 85-89). Samples were stored within 4-6 h at -18 °C for 742-766 days. HPLC-MS-MS method "buprofezin/crops/DB/02/1". Results were not corrected for control levels (< 0.01 mg/kg, 14) nor for average concurrent method recoveries (83%-88%).

R-1143 Oxspring, 2005. No unusual weather conditions. Plot size 19-135 m². French trials with airblast sprayer or hydraulic knapsack sprayer, German trials with back atomizer, spray volume 1500 L/ha. Twelve bunches of grapes were sampled (min 1.0 kg) at harvest (BBCH 85-89). Samples were stored within 2-8 h at -18 °C for 630-663 days. HPLC-MS-MS method "buprofezin/crops/DB/02/1". Results were not corrected for control levels (< 0.01 mg/kg, 14) nor for average concurrent method recoveries (74%-90%).

R-1182 Domenichini, 2003b. No unusual weather conditions. Plot size 24 vines (34-210 m²). For the French trials a knapsack sprayer was used, for the Italian trials an atomizer was used, spray volume 1000 L/ha. Twelve bunches of grapes (min 1.0 kg) were taken at harvest (BBCH 89). Samples were stored within 2-8 h at -18 °C for 431-449 days. GC-NPD method SIP1324. Results not corrected for control levels (< 0.01 mg/kg, 12) nor for average concurrent method recoveries (87%-91%).

R-1156 Domenichini, 2003a. No unusual weather conditions. Plot size 10-12 vines (13-62 m²). For the French trials a airblast mist blower or knapsack mist blower was used, for the Italian trials an atomizer was used, spray volume 1000 L/ha. Twelve bunches of grapes (min 1 kg) were taken at harvest (BBCH 89). Samples were stored within 3-8 h at -17 °C for 61-147 days. GC-NPD method SIP1366. Results not corrected for control levels (< 0.01 mg/kg, 8) nor for average concurrent method recoveries (76%-91%).

R-1164 Carringer, 2005. No unusual weather conditions. Plot size 12-14 vines (78-109 m²). Tractor mounted airblast sprayers, spray volume 550-1400 L/ha. 12-20 bunches of grapes (1.6-5.0 kg) were taken at normal harvest. Samples were stored within 4 h at -20 °C for 19-70 days. GC-NPD method RAM BF/05/94. Results not corrected for control levels (< 0.01 mg/kg, 8) nor for average concurrent method recoveries (86%-97%).

DERBI 2792 Cowles, 2004a. No unusual weather conditions. Plot size 3 vines or 17 m². Power sprayer, spray volume 570-1940 L/ha. In a reverse decline trial last applications were made 4 weeks before harvest, grapes at veraison or at the end of flowering. Grape bunches (1-2 kg) were collected by hand at normal harvest. Samples were stored at -15°C for a period of 84-147 days. HPLC-MS-MS method GRM 99.19. Results were not corrected for control levels (< 0.002 mg/kg, 2) nor for average concurrent method recoveries (94%).

DERBI 2842 Cowles, 2004d. No unusual weather conditions. Plot size 3 vines or 18-72 m² or 5 m of row. Backpack power sprayer with a boom or plot sprayer, spray volume 600-1210 L/ha. Spraying oil was added to the spray mixture for the first application only. In a reverse decline trial last applications were made 4 weeks before harvest, or just before flowering. Grape bunches (2-3 kg) were collected by hand at normal harvest. Samples were stored at -15 °C for a period of 88-227 days. GC-MS method RM89003. Results were not corrected for control levels (< 0.005 mg/kg, 2) nor for average concurrent method recoveries (96%).

DERBI 2881 James, 2005. No unusual weather conditions. Plot size not stated. Air blast sprayer or power sprayer, spray volume not stated. Grape bunches (2 kg) were sampled by hand at normal harvest. Samples were stored at -15°C for a period of 75-90 days. GC-MS method RM89003. Results were not corrected for control levels (< 0.005-0.02 mg/kg, 9) nor for average concurrent method recoveries (81%).

Table 54 Buprofezin derived residues in indoor-grown grapes (bunches) after pre-harvest treatment

| Location, year, (variety) | Form | No | Inter val (days) | kg ai/ha | kg ai/hL | method, timing | DAT | BF1 mg/kg | reference; trial no |
|---------------------------------|------|----|------------------|----------|----------|----------------------------------|-----------------|---------------------|---------------------|
| Ishikawa, Japan 1985 (Delaware) | WP | 2 | 31 | 0.50 | 0.013 | spray; 28 June; - | <u>31</u> 45 | <u>0.29</u> 0.11 | DC-13 ^a |
| Ishikawa, Japan 1985 (Delaware) | WP | 2 | 28 | 0.50 | 0.013 | spray; 12 June; - | 61 | 0.11 | DC-13 ^a |
| Ishikawa, Japan 1985 (Delaware) | WP | 2 | 31 | 0.33 | 0.0083 | spray; 28 June; - | 30 45 | 0.18 0.068 | DC-13 ^a |
| Ishikawa, Japan 1985 (Delaware) | WP | 2 | 28 | 0.33 | 0.0083 | spray; 12 June; - | 61 | 0.041 | DC-13 ^a |
| Nara, Japan 1985 (Delaware) | WP | 2 | 30 | 0.50 | 0.013 | spray; 23 June; - | <u>30</u> 45 | <u>0.28</u> 0.13 | DC-13 ^a |
| Nara, Japan 1985 (Delaware) | WP | 2 | 30 | 0.50 | 0.013 | spray; 8 June; - | 61 | 0.083 | DC-13 ^a |
| Nara, Japan 1985 (Delaware) | WP | 2 | 30 | 0.33 | 0.0083 | spray; 23 June; - | 30 45 | 0.22 0.10 | DC-13 ^a |
| Nara, Japan 1985 (Delaware) | WP | 2 | 30 | 0.33 | 0.0083 | spray; 8 June; | 61 | 0.079 | DC-13 ^a |
| Nagano, Japan 2000 (Kyoho) | SC | 2 | 7 | 0.40 | 0.020 | spray; 11 Aug; 2 thirds coloured | <u>30</u> | <u>0.18</u> | DC-64 ^a |
| Nagano, Japan 2000 | SC | 2 | 7 | 0.40 | 0.020 | spray; 28 Jul; starting | 44 | 0.06 | DC-64 ^a |

| Location, year, (variety) | Form | No | Interval (days) | kg ai/ha | kg ai/hL | method, timing | DAT | BF1 mg/kg | reference; trial no |
|---------------------------------|------|----|-----------------|----------|----------|--------------------------------------|-----------|-------------|---------------------|
| (Kyoho) | | | | | | colouring | | | |
| Nagano, Japan 2000 (Kyoho) | SC | 2 | 7 | 0.40 | 0.020 | spray; 14 Jul; fruits 2.1-2.3 cm | 58 | 0.02 | DC-64 ^a |
| Ishikawa, Japan 2000 (Delaware) | SC | 2 | 7 | 0.60 | 0.020 | spray; 3 Jul; berry enlarging stage | <u>30</u> | <u>0.22</u> | DC-64 ^a |
| Ishikawa, Japan 2000 (Delaware) | SC | 2 | 7 | 0.60 | 0.020 | spray; 21 Jun; berry enlarging stage | 42 | 0.08 | DC-64 ^a |
| Ishikawa, Japan 2000 (Delaware) | SC | 2 | 7 | 0.60 | 0.020 | spray; 6 June; berry enlarging stage | 57 | < 0.01 | DC-64 ^a |

BF1 = buprofezin

^a Results are the mean of two replicates. It is assumed by the present reviewer that these replicates are from replicate analytical portions, and therefore only the mean is reported.

DC-13 Goto, 1985. Plot size 12-15 m². Sprayer type not indicated, spray volume 4000 L/ha. Bunches of grapes (4 kg) were taken. Samples were stored at -10 °C for 92-113 days. GC-NPD method DC-13. Results not corrected for control levels (< 0.005 mg/kg, 2) nor for average concurrent method recoveries (91%).

DC-64. Narita and Ishibashi, 2000 Plot size 12-36 m². Knapsack engine power sprayer, spray volume 2000-3000 L/ha. Samples (2 kg) were picked with hand scissors from the middle part of each plot at early to normal ripening degree. Samples were stored at -20 °C for 38-75 days. GC-NPD method DC-64. Results not corrected for control levels (< 0.01 mg/kg, 4) nor for average concurrent method recoveries (94%-100%).

Assorted tropical and sub-tropical fruits with edible peel

Supervised residue trials on persimmons (*Diospyros kaki* L.) were conducted in Australia (2003). Results for whole fruit are shown in Table 55.

Table 55 Buprofezin derived residues in persimmon (whole fruit) after pre-harvest treatment

| Location, year, (variety) | Form | No | Interval (days) | kg ai/ha | kg ai/hL | method, timing | DAT | BF1 mg/kg | reference |
|---|------|----|-----------------|----------|----------|-----------------|----------------------|-----------------------------|---------------------|
| West Woombye, Qld, Australia, 2003 (Fuyu) | SC | 2 | 15 | - | 0.026 | spray, 17 March | 0 14 <u>28</u> | 1.40 0.51 <u>0.44</u> | Drew and Drew, 2003 |
| Amamoor, Qld, Australia, 2003 (Fuyu) | SC | 2 | 15 | - | 0.026 | spray, 17 March | 0 14 <u>28</u> | 1.20 0.46 <u>0.46</u> | Drew and Drew, 2003 |

BF1 = buprofezin

Drew and Drew, 2003. No unusual weather conditions. Plot size 5 trees (tree height 2.5 m, average canopy volume/ha 5550 m³, estimated point of run-off 420 L/ha), knapsack sprayer, spray volume 1300-1500 L/ha. Fruits (10 pieces, kg) were sampled by hand at from the whole trial plot. Samples were stored frozen for a 18-37 days. Insufficiently described GC-ECD, GC-NPD, GC-MS method AGAL NR-36. Results were not corrected for control levels

(< 0.01 mg/kg, 2) nor for average concurrent method recoveries (78%-117%).

Assorted tropical and sub-tropical fruits with inedible peel

Supervised residue trials on custard apples (*Annona cherimola*) were conducted in Australia (1998-1999). Supervised residue trials on mangoes were conducted in Australia (1994-1995, 1998-1999). Whole fruit residues were either derived from residue levels found in the whole fruit or were calculated from residue levels found in peel and pulp. Residue levels in whole fruit of mango were corrected for the weight of the stone. Results for whole fruit are shown in Tables 56 and 57.

Table 56 Buprofezin derived residues in custard apple (whole fruit) after pre-harvest treatment

| Location, year, (variety) | Form | No | Inter val (days) | kg ai/ha | kgai/hL | method, timing | DAT | BF1 mg/kg | reference |
|--|------|----|------------------|----------|---------|---|----------------------------|---|---|
| Tolga, Qld, Australia; 1998-1999 (African Pride) | SC | 2 | 21; 21; 21; 20 | - | 0.012 | spray; 5 Mar, 19 Feb, 5 Febr; 8 Jan fruit fill to maturity | 0 14 28 56 | 0.15 0.02 < 0.01 < 0.01 | DERBI 1944; GHF-P 1944; trial 098476-01 |
| Tolga, Qld, Australia; 1998-1999 (African Pride) | SC | 2 | 21; 21; 21; 20 | - | 0.024 | spray; 5 Mar, 19 Feb, 5 Febr; 8 Jan fruit fill to maturity | 0 <u>14</u> 28 56 | 0.29 <u>0.05</u> < 0.01 < 0.01 | DERBI 1944; GHF-P 1944; trial 098476-01 |
| Tolga, Qld, Australia; 1998-1999 (African Pride) | SC | 2 | 21; 28; 21; 20 | - | 0.012 | spray; 8 Mar, 22 Feb, 8 Febr, 11 Jan fruit fill to maturity | 0 14 28 56 | 0.12 0.03 < 0.01 < 0.01 | DERBI 1944; GHF-P 1944; trial 098476-02 |
| Tolga, Qld, Australia; 1998-1999 (African Pride) | SC | 2 | 21; 28; 21; 20 | - | 0.024 | spray; 8 Mar, 22 Feb, 8 Febr, 11 Jan fruit fill to maturity | 0 <u>14</u> 28 56 | 0.21 <u>0.04</u> 0.02 < 0.01 | DERBI 1944; GHF-P 1944; trial 098476-02 |

BF1 = Buprofezin

DERBI 1944 Cowles, 2003a. No unusual weather conditions. Plot size 1 tree. Backpack motorised mist sprayer, spray volume not stated. Fruits (weight not stated) were sampled by hand at normal harvest time. Samples were stored at -18 °C for a period of 229-239 days. Whole fruit was analysed. HPLC-MS-MS method GRM 99.19. Results were not corrected for control levels (< 0.002 mg/kg, 8) nor for average concurrent method recoveries (75%).

Table 57 Buprofezin derived residues in mangoes (whole fruit) after pre-harvest treatment

| Location, year, (variety) | Form | No | Inter val (days) | kg ai/ha | kgai/hL | method, timing | DAT | BF1 mg/kg | reference |
|--|------|----|------------------|----------|---------|--------------------------------|---------------------------------------|---|---------------------------|
| Ayr, Qld, Australia; 1994-1995 (Keitt) | WP | 2 | 33 | 0.13 | 0.025 | spray; 1 Nov; developing fruit | 0 7 14 <u>28</u> 57 71 | 0.21 0.13 0.034 <u>< 0.01</u> < 0.01 < 0.01 | DERBI 42254 GHF-P 1461 |
| Ayr, Qld, Australia; 1994-1995 (Keitt) | WP | 2 | 33 | 0.26 | 0.050 | spray; 1 Nov; developing fruit | 0 7 14 28 57 71 | 0.47 0.33 0.12 0.034 < 0.01 < 0.01 | DERBI 42254 GHF-P 1461 |

Buprofezin

| Location, year, (variety) | Form | No | Inter val (days) | kg ai/ha | kgai/hL | method, timing | DAT | BF1 mg/kg | reference |
|--|------|----|------------------|----------|---------|--|---------------------------------------|--|---|
| Walkamin, Qld, Australia; 1994-1995 (Kensington Pride) | WP | 2 | 33 | - | 0.025 | spray; 14 Nov; developing fruit | 0 7 <u>21</u> 56 | 0.17 0.10 <u>0.045</u> < 0.01 | DERBI 42254 GHF-P 1461 |
| Walkamin, Qld, Australia; 1994-1995 (Kensington Pride) | WP | 2 | 33 | - | 0.050 | spray; 14 Nov; developing fruit | 0 7 21 56 | 0.52 0.20 0.026 < 0.01 | DERBI 42254 GHF-P 1461 |
| Rockhampton, Qld, Australia; 1994-1995 (Keitt) | WP | 2 | 33 | 0.29 | 0.025 | spray; 14 Nov; developing fruit | 0 7 15 59 78 | 0.27 0.076 0.050 0.014 < 0.01 | DERBI 42254 GHF-P 1461 |
| Rockhampton, Qld, Australia; 1994-1995 (Keitt) | WP | 2 | 33 | 0.58 | 0.050 | spray; 14 Nov; developing fruit | 0 7 15 59 78 | 0.28 0.36 0.16 0.088 0.018 | DERBI 42254 GHF-P 1461 |
| Gatton, Qld, Australia; 1994-1995 (Kent) | SC | 2 | 33 | 0.31 | 0.025 | spray; 18 Nov; flowering to small fruit | 0 7 14 <u>28</u> 56 84 | 0.57 0.087 < 0.01 <u>≤ 0.01</u> < 0.01 < 0.01 | DERBI 42254 GHF-P 1461 |
| Gatton, Qld, Australia; 1994-1995 (Kent) | SC | 2 | 33 | 0.75 | 0.050 | spray; 18 Nov; flowering to small fruit | 0 7 14 28 56 84 | 0.96 0.14 0.053 < 0.01 < 0.01 < 0.01 | DERBI 42254 GHF-P 1461 |
| Walkamin, Qld, Australia, 1998-1999 | SC | 2 | 28; 28; 28 | 0.51 | 0.026 | spray; 18 Febr; 21 Jan; 24 Dec ^a | 0 <u>28</u> 56 | 0.48 <u>0.01</u> < 0.01 | DERBI 1945 GHF-P 1945 trial 098477-01 |
| Walkamin, Qld, Australia, 1998-1999 | SC | 2 | 28; 28; 28 | 0.77 | 0.040 | spray; 18 Febr; 21 Jan; 24 Dec ^a | 0 28 56 | 0.59 0.02 0.01 | DERBI 1945 GHF-P 1945 trial 098477-01 |
| Walkamin, Qld, Australia, 1998-1999 | SC | 2 | 28; 28 | 0.44 | 0.026 | spray; 2 Mar; 2 Febr; ^a | 0 <u>28</u> | 0.56 <u>0.03</u> | DERBI 1945 GHF-P 1945 trial 098477-02 |
| Walkamin, Qld, Australia, 1998-1999 | SC | 2 | 28; 28 | 0.66 | 0.040 | spray; 2 Mar; 2 Febr; ^a | 0 28 | 0.72 0.02 | DERBI 1945 GHF-P 1945 trial 098477-02 |

BF1 = buprofezin

^a Reverse residue decline study. Plots are treated on different days before harvest; harvest day is equal for all plots.

DERBI 42254 Wilson et al, 1995b. Weather conditions were not stated. Plot size 4 trees. Gun and hose sprayer or hand gun, spray volume 520-1500 L/ha. Fruits (4/tree) were randomly selected by hand at maturity. Samples were stored

frozen within 1 h after sampling for a period of 80-303 days. Samples were separated into peel, pulp and stones. Peel and pulp were analysed by HPLC-UV method A-1007. Residues in the whole fruit were calculated from peel and pulp results and the mass balance for whole fruit including stones, peel and pulp. Results were not corrected for control levels (< 0.01 mg/kg, 9) nor for average concurrent method recoveries (78%-90%).

DERBI 1945 Cowles, 2003b. Weather conditions were not stated. Plot size 1 tree. Backpack mist sprayer, spray volume 1660-1940 L/ha. In a reverse residue decline trial applications were made at fruiting or at mature fruit. Fruits (weight not stated) were selected by hand at maturity. Samples were stored at -18 °C for a period of 248-299 days. Residues were measured on the whole mangoes after removal of the stone by HPLC-MS-MS method GRM 99.19. Residues in the whole fruit were calculated on the weight of the whole mango, including the weight of the stone. Results were not corrected for control levels (< 0.002 mg/kg, 2) nor for average concurrent method recoveries (99%).

Fruiting vegetables, Cucurbits

Supervised residue trials on field-grown and indoor-grown cucumbers were conducted in Spain (2001, 2002), Greece (2001, 2002), Italy (2001), France (2001), UK (2001, 2002), USA (1994), Australia (2004-2005) and Japan (1996). Results for whole fruit are shown in Tables 58 and 59.

Table 58 Buprofezin derived residues in field-grown cucumbers (whole fruit) after pre-harvest treatment

| Location, year, (variety) | Form | No | Interval (days) | kg ai/ha | kg ai/hL | method, timing | DAT | BF1 mg/kg | BF9 mg/kg | BF12 mg/kg | reference |
|---|------|----|-----------------|--------------|----------------|------------------------------------|-------------------------|--|--|--|-----------------------------|
| Trigueos, Huelva, Spain, 2001 (Beautiful) | WP | 2 | 14 | 0.26 0.25 | 0.025 0.025 | spray; 4 Sept; BBCH 75 | 0* 0 3 7 10 | < 0.01 0.01 0.01 < 0.01 < 0.01 | < 0.01 < 0.01 < 0.01 < 0.01 < 0.01 | < 0.01 < 0.01 < 0.01 < 0.01 < 0.01 | R-1123; AF/6122/ NN/1 |
| El viso del Alcor, Sevilla, Spain, 2001 (Pacer) | WP | 2 | 14 | 0.25 0.25 | 0.025 0.025 | spray; 25 Sept; BBCH 73 | 7 10 | < 0.01 0.02 | < 0.01 < 0.01 | < 0.01 < 0.01 | R-1123; AF/6122/ NN/2 |
| El viso del Alcor, Sevilla, Spain 2002 (Dashen) | WP | 2 | 15 | 0.25 0.25 | 0.025 0.025 | spray; 16 Aug; BBCH 75-76 | 0* 0 3 7 10 | < 0.01 0.03 0.02 < 0.01 < 0.01 | < 0.01 < 0.01 < 0.01 < 0.01 < 0.01 | < 0.01 < 0.01 < 0.01 < 0.01 < 0.01 | R-1142; AF/6768/ NN/1 |
| Sanzucar la Mayor, Sevilla, Spain 2002 (Ruso) | WP | 2 | 14 | 0.25 0.25 | 0.025 0.025 | spray; 9 Aug; BBCH 72 | 7 10 | < 0.01 < 0.01 | < 0.01 < 0.01 | < 0.01 < 0.01 | R-1142; AF/6768/ NN/3 |
| Manzanilla, Huelva, Spain, 2002 (Dona) | WP | 2 | 16 | 0.25 0.25 | 0.025 0.025 | spray; 18 Sept; BBCH 78 | 7 10 | 0.01 < 0.01 | < 0.01 < 0.01 | < 0.01 < 0.01 | R-1142; AF/6768/ NN/4 |
| Angelochori, Thessaloniki, Greece, 2001 (Ikarus) | WP | 2 | 14 | 0.25 0.27 | 0.025 0.025 | spray; 10 Aug; BBCH 84 | 0* 0 3 7 10 | < 0.01 0.04 0.02 0.01 < 0.01 | < 0.01 < 0.01 < 0.01 < 0.01 < 0.01 | < 0.01 < 0.01 < 0.01 < 0.01 < 0.01 | R-1123; AF/6122/ NN/3 |
| Profitis, Langadas, Thessaloniki, Greece, 2001 (Z-14) | WP | 2 | 14 | 0.25 0.23 | 0.025 0.025 | spray; 5 Sept; BBCH 79 | 7 10 | 0.01 0.01 | < 0.01 < 0.01 | < 0.01 < 0.01 | R-1123; AF/6122/ NN/4 |

Buprofezin

| Location, year, (variety) | Form | No | Interval (days) | kg ai/ha | kgai/hL | method, timing | DAT | BF1 mg/kg | BF9 mg/kg | BF12 mg/kg | reference |
|---|------|----|-----------------|------------------------------|----------------|-------------------------------------|-------------------------|--------------------------------------|--|--|-----------------------------------|
| Prochoma, Thessaloniki, Greece, 2002 (Amerit) | WP | 2 | 14 | 0.25 0.25 | 0.025 0.025 | spray; 18 Sept; BBCH 89 | 0* 0 3 7 10 | 0.01 0.13 0.12 0.05 0.01 | < 0.01 < 0.01 < 0.01 < 0.01 < 0.01 | < 0.01 < 0.01 < 0.01 < 0.01 < 0.01 | R-1142; AF/6768/ NN/2 |
| Profitis, Thessaloniki, Greece, 2002 (Z-14) | WP | 2 | 15 | 0.25 0.26 | 0.025 0.025 | spray; 23 Aug; BBCH 81 | 7 10 | 0.04 < 0.01 | < 0.01 < 0.01 | < 0.01 < 0.01 | R-1142; AF/6758/ NN/5 |
| Molino, FL, USA, 1994 (Marketmore 76) | SC | 4 | 9-5-4 | 0.43 0.43 0.43 0.43 | | spray; 1 Jul; fruiting | 7 10 14 | 0.03 0.03 0.01 | < 0.01 < 0.01 < 0.01 | < 0.01 < 0.01 < 0.01 | R-1073; SFRS ^a |
| Seven Springs, NC, USA, 1994 (Marketmore 76) | SC | 4 | 5-5-5 | 0.40 0.41 0.41 0.43 | | spray; 2 Jul; full fruit | 7 10 14 | 0.03 0.02 0.02 | < 0.01 < 0.01 < 0.01 | < 0.01 < 0.01 < 0.01 | R-1073; JWS.02 ^a |
| Conklin, MI, USA, 1994 (Marketmore 76) | SC | 4 | 5-5-5 | 0.43 0.43 0.43 0.43 | | spray; 8 Aug; mature fruit | 7 10 14 | 0.08 0.05 0.06 | < 0.01 < 0.01 < 0.01 | 0.02 < 0.01 < 0.01 | R-1073; JRS.01 ^a |
| Brookshire, TX, USA, 1994 (Dasher II) | SC | 4 | 5-5-5 | 0.43 0.43 0.43 0.44 | | spray; 23 Jun; 5-7 fruits | 7 10 14 | < 0.01 0.01 < 0.01 | < 0.01 < 0.01 < 0.01 | < 0.01 < 0.01 < 0.01 | R-1073; GLS.02 (a) |
| Delavon, WI, USA, 1994 (Marketmore) | SC | 4 | 5-5-5 | 0.41 0.41 0.44 0.43 | | spray; 5 Aug; 2-5 long fruits | 7 10 14 | 0.03 0.04 0.03 | < 0.01 < 0.01 < 0.01 | < 0.01 < 0.01 < 0.01 | R-1073; JLB.02 ^a |
| Zellwood, FL, USA, 1994 (Poinsett) | SC | 4 | 5-5-7 | 0.43 0.43 0.43 0.43 | | spray; 18 Nov; bloom | 7 10 | 0.19 0.20 | < 0.01 < 0.01 | < 0.01 < 0.01 | R-1073; WKT.01 ^a |
| Fresno, CA, USA, 1994 (Calypso) | SC | 5 | 6-6-6-6 | 0.41 0.41 0.41 0.41 | | spray; 19 Jul; 20-50% fruit | 7 10 14 | 0.02 0.02 < 0.01 | < 0.01 < 0.01 < 0.01 | < 0.01 < 0.01 < 0.01 | R-1073; FSCA ^a |
| Kinston, NC, USA, 1994 (National pickle) | SC | 4 | 5-5-5 | 0.43 0.41 0.43 0.43 | | spray; 2 Jul; full fruit | 7 10 14 | 0.02 0.02 0.02 | < 0.01 < 0.01 < 0.01 | < 0.01 < 0.01 < 0.01 | R-1073; JWS.01 ^a |
| Fairmont, NC, USA, 1994 (National Pickle) | SC | 4 | 5-5-7 | 0.44 0.44 0.43 0.43 | | spray; 27 Jun; fruiting | 7 10 14 | 0.03 0.02 < 0.01 | < 0.01 < 0.01 < 0.01 | < 0.01 < 0.01 < 0.01 | R-1073; JWS.05 ^a |
| Conklin, MI, USA, 1994 (Calypso) | SC | 4 | 5-5-5 | 0.43 0.43 0.43 0.43 | | spray; 29 Jul; mature fruit | 7 10 14 | 0.03 0.03 0.01 | < 0.01 < 0.01 < 0.01 | < 0.01 < 0.01 < 0.01 | R-1073; JRS.02 ^a |

| Location, year, (variety) | Form | No | Interval (days) | kg ai/ha | kgai/hL | method, timing | DAT | BF1 mg/kg | BF9 mg/kg | BF12 mg/kg | reference |
|--|------|----|-----------------|--------------------------------------|---------|---|---------------|------------------------|----------------------------|----------------------------|-----------------------------------|
| Brawley, CA, USA, 1994 (Conquistador) | SC | 5 | 5-5-5-5 | 0.41 0.43 0.44 0.43 0.43 | | spray; 30 Oct; 8 fruits | 7 10 14 | 0.09 0.04 0.04 | < 0.01 < 0.01 < 0.01 | < 0.01 < 0.01 < 0.01 | R-1073; PNO.01 ^a |
| Mason, MI, USA, 1994 (Calypso) | SC | 4 | 5-5-5 | 0.43 0.39 0.41 0.40 | | spray; 5 Aug; 1 fruit | 7 10 14 | 0.05 0.05 0.02 | < 0.01 < 0.01 < 0.01 | < 0.01 < 0.01 < 0.01 | R-1073; JRS.03 ^a |
| Johnstown, WI, USA, 1994 (Primepak) | SC | 4 | 6-5-5 | 0.41 0.41 0.41 0.40 | | spray; 21 Aug; 2-5 fruit | 7 10 14 | 0.09 0.07 0.05 | < 0.01 < 0.01 < 0.01 | < 0.01 < 0.01 < 0.01 | R-1073; JLB.01 ^a |
| Elko, SC, USA, 1994 (Calypso) | SC | 4 | 5-5-5 | 0.41 0.43 0.41 0.44 | | spray; 11 Jun; bloom to 4 fruits | 7 10 14 | 0.03 0.02 0.02 | < 0.01 < 0.01 < 0.01 | < 0.01 < 0.01 < 0.01 | R-1073; JWS.03 ^a |
| Elko, SC, USA, 1994 (Calypso) | SC | 4 | 5-5-5 | 0.43 0.41 0.38 0.39 | | spray; 3 Jun; 4 fruits | 7 10 14 | 0.03 0.02 < 0.01 | < 0.01 < 0.01 < 0.01 | < 0.01 < 0.01 < 0.01 | R-1073; JWS.04 ^a |
| East Bernard, TX, USA, 1994 (Straight Eight) | SC | 4 | 5-5-5 | 0.43 0.43 0.43 0.71 | | spray; 12 Sept; fruit setting | 7 10 14 | 0.02 0.02 0.01 | < 0.01 < 0.01 < 0.01 | < 0.01 < 0.01 < 0.01 | R-1073; GLS.01 ^a |
| Hughson, CA, USA, 1994 (Sumter) | SC | 4 | 5-5-5 | 0.44 0.44 0.44 0.45 | | spray; 7 Oct; small fruit | 7 10 14 | 0.30 0.21 0.10 | < 0.01 < 0.01 < 0.01 | < 0.01 < 0.01 < 0.01 | R-1073; MHE.02 ^a |

^a Residue values were corrected for recovery if < 100%, uncorrected results were not available.

BF1 = buprofezin, BF9 = reverse Schiff base, BF12 = isopropylphenylurea

R-1123 Goodband, 2003. Weather conditions. Plot size 40-60 m². Soil type: sandy clay (NN1), sandy clay loam (NN2), sandy loam (NN3), loamy sand (NN4). AUK plot sprayer (NN1, NN2) or knapsack sprayer with boom (NN4), spray volume 1000 L/ha. Sampling 12 units (2.0 kg) at maturity (BBCH 75-89). Samples were stored within 1.5-5.5 h at -18 °C for 345-401 days. GC-MS method buprofezin/crops/DB/01/1. Results not corrected for control levels (< 0.01 mg/kg, 10) nor for average concurrent method recoveries (84%-97%).

R-1142 Gillis, 2004. No unusual weather conditions. Plot size 30-130 m². Soil type: silt loam (NN1, NN3), sandy loam (NN2, NN5), sandy silty loam (NN4). AUK plot sprayer (NN1, NN2), spray volume L/ha. Sampling 12 units (2.0 kg) at maturity (BBCH 75-89). Samples were stored within 2-4 h at -18 °C for 398-441 days. HPLC-MS-MS method "buprofezin/crops/DB/02/1". Results not corrected for control levels (< 0.01 mg/kg, 12) nor for average concurrent method recoveries (75%-102%).

R-1073 Neal, 1997. No unusual weather conditions. Plot size 30-650 m². Soil type: loam (SFRS, JRS01, JRS03), loamy sand (JWS02, GLS02, JWS05, JWS03, JWS04, MHE02), silt loam (JLB02, JLB01), sand (WKT01), sandy loam (FSCA, JRS02, PNO01, GLS01). Ground sprayer (backpack sprayer or hand-held boom sprayer), spray volume not stated. No sampling details provided. Samples were stored within 2 h at -20 °C for 175-328 days. GC-NPD method RAM BF/05/94. Results not corrected for control levels (< 0.01 mg/kg, 98). Results were corrected for average concurrent method recoveries (80%-98%) if < 100%, uncorrected results were not available.

Table 59 Buprofezin derived residues in indoor-grown cucumbers (whole fruit) after pre-harvest treatment

| Location, year, (variety) | Form | No | Inter val (days) | kg ai/ha | kgai/hL | method, timing | DAT | BF1 mg/kg | BF9 mg/kg | BF12 mg/kg | reference |
|---|------|----|------------------|--------------|----------------|------------------------------------|--------------------------------|--|--|--|-----------------------------|
| Keyingham, Yorkshire, UK 2001 (Frieda) | SC | 2 | 7 | 0.25 0.25 | 0.025 0.025 | spray; 7 Sept; BBCH 81-83 | 0* 0 <u>3</u> 7 10 | < 0.01 0.02 <u>< 0.01</u> < 0.01 < 0.01 | < 0.01 < 0.01 < 0.01 < 0.01 < 0.01 | < 0.01 < 0.01 < 0.01 < 0.01 < 0.01 | R-1118; AF/6087/ NN/1 |
| Keyingham, Yorkshire, UK 2001 (Frieda) | WP | 2 | 7 | 0.25 0.25 | 0.025 0.025 | spray; 7 Sept; BBCH 81-83 | 0* 0 <u>3</u> 7 10 | < 0.01 0.02 <u>< 0.01</u> < 0.01 < 0.01 | < 0.01 < 0.01 < 0.01 < 0.01 < 0.01 | < 0.01 < 0.01 < 0.01 < 0.01 < 0.01 | R-1118; AF/6087/ NN/1 |
| Thornumbald, Hull, UK, 2002 (Korinda) | SC | 2 | 7 | 0.27 0.28 | 0.025 0.025 | spray; 9 Aug; BBCH 79 | 0* 0 <u>3</u> 7 10 | < 0.01 0.07 <u>0.04</u> 0.02 < 0.01 | < 0.01 < 0.01 < 0.01 < 0.01 < 0.01 | < 0.01 < 0.01 < 0.01 < 0.01 < 0.01 | R-1141; AF/6758 NN/3 |
| Thornumbald, Hull, UK, 2002 (Korinda) | WP | 2 | 7 | 0.24 0.27 | 0.025 0.025 | spray; 9 Aug; BBCH 79 | 0* 0 <u>3</u> 7 10 | 0.01 0.12 <u>0.04</u> 0.02 0.02 | < 0.01 < 0.01 < 0.01 < 0.01 < 0.01 | < 0.01 < 0.01 < 0.01 < 0.01 < 0.01 | R-1141; AF/6758 NN/3 |
| Cottingham, Hull, UK, 2002 (Korinda) | SC | 2 | 7 | 0.20 0.24 | 0.025 0.025 | spray; 24 Sept; BBCH 79 | <u>3</u> 7 | <u>0.06</u> 0.05 | < 0.01 < 0.01 | < 0.01 < 0.01 | R-1141 AF/6758/ NN/4 |
| Montauban, S-France 2001 (Defence) | SC | 2 | 7 | 0.25 0.25 | 0.025 0.025 | spray; 29 Jun; BBCH 75 | 0* 0 <u>3</u> 7 10 | 0.01 0.06 <u>0.03</u> 0.02 0.01 | < 0.01 < 0.01 < 0.01 < 0.01 < 0.01 | < 0.01 < 0.01 < 0.01 < 0.01 < 0.01 | R-1118; AF/6087/ NN/2 |
| St Jory, S-France 2001 (1976 Bruisma) | WP | 2 | 7 | 0.25 0.25 | 0.034 0.026 | spray; 19 Jun; BBCH 76 | <u>3</u> 7 | <u>0.10</u> 0.04 | < 0.01 < 0.01 | < 0.01 < 0.01 | R-1118; AF/6087/ NN/3 |
| St Jory, S-France 2001 (1976 Bruisma) | SC | 2 | 7 | 0.25 0.25 | 0.034 0.026 | spray; 19 Jun BBCH 76 | <u>3</u> 7 | <u>0.09</u> 0.03 | < 0.01 < 0.01 | < 0.01 < 0.01 | R-1118; AF/6087/ NN/3 |
| San Lazzaro di, Savena, Emilia Romagna, Italy, 2001 (Akito) | SC | 2 | 7 | 0.26 0.27 | 0.025 0.025 | spray; 5 Oct; BBCH 69-75 | <u>3</u> 7 | <u>0.04</u> 0.03 | < 0.01 < 0.01 | < 0.01 < 0.01 | R-1118; AF/6087/ NN/4 |

| Location, year, (variety) | Form | No | Interval (days) | kg ai/ha | kgai/hL | method, timing | DAT | BF1 mg/kg | BF9 mg/kg | BF12 mg/kg | reference |
|---|------|----|-----------------|----------------------|-------------------------|--------------------------------|--------------------------------|---|--|--|-----------------------------|
| Los Palacios, Andalucia, Spain 2002 (Dona) | SC | 2 | 7 | 0.26 0.25 | 0.025 0.025 | spray; 5 Jul; BBCH 83 | 0* 0 <u>3</u> 7 10 | < 0.01 0.04 <u>0.03</u> < 0.01 < 0.01 | < 0.01 0.01 < 0.01 < 0.01 < 0.01 | < 0.01 < 0.01 < 0.01 < 0.01 < 0.01 | R-1141; AF/6758/ NN/1 |
| Los Palacios, Andalucia, Spain 2002 (Dona) | WP | 2 | 7 | 0.25 0.26 | 0.025 0.025 | spray; 5 Jul; BBCH 83 | 0* 0 <u>3</u> 7 10 | 0.01 0.03 <u>0.03</u> 0.01 < 0.01 | < 0.01 < 0.01 < 0.01 < 0.01 < 0.01 | < 0.01 < 0.01 < 0.01 < 0.01 < 0.01 | R-1141; AF/6758/ NN/1 |
| Sanlucar de Barrameda, Cadiz Spain, 2002 (Acer-2) | SC | 2 | 7 | 0.25 0.25 | 0.025 0.025 | spray; 2 Aug; BBCH 81 | <u>3</u> 7 | <u>0.03</u> < 0.01 | < 0.01 < 0.01 | < 0.01 < 0.01 | R-1141; AF/6758/ NN/2 |
| Virginia, SA Australia 2005; (variety not stated) | SC | 2 | 14 | - | 0.026 | spray; 25 July; fruiting | 0 3 7 | 0.29 0.14 0.07 | NA NA NA | NA NA NA | Serve-Ag Research |
| Cuprona, TAS, Australia 2005; (Sprint) | SC | 2 | 14 | - | 0.026 | spray; 28 Apr; fruiting | 0 3 7 | 0.43 0.11 0.06 | NA NA NA | NA NA NA | Serve-Ag Research |
| Gunma, Japan, 1996 (Sharp1 X Strong Kazuki) | SC | 3 | 7-7 | 0.60 0.60 0.60 | 0.020 0.020 0.020 | spray; 19 June | <u>1</u> 3 7 | <u>0.34</u> 0.07 0.03 | NA NA NA | NA NA NA | DC-52 ^a |
| Aichi, Japan, 1996 (Sharp 301) | SC | 3 | 7-7 | 0.60 0.60 0.60 | 0.020 0.020 0.020 | spray; 27 May | <u>1</u> 3 7 | <u>0.44</u> 0.14 0.04 | NA NA NA | NA NA NA | DC-52 ^a |

BF1 = buprofezin, BF9 = reverse Schiff base, BF12 = isopropylphenylurea

a Results are the mean of two replicates. It is assumed by the present reviewer that these replicates are from replicate analytical portions, and therefore only the mean is reported.

R-1118 Oxspring, 2002b. Plot size 60-72 m². Soil type: peat (NN1), loamy sand (NN2), silty loam (NN3), sandy loam (NN4). Hydraulic knapsack sprayer, spray volume 700-1000 L/ha. Sampling 12-24 units (0.5-2.0 kg) at maturity (BBCH 74-83). Samples were stored within 4-6 h at -18 °C for 273-393 days. GC-MS method "buprofezin/crops/DB/01/1". Results not corrected for control levels (< 0.01 mg/kg, 14) nor for average concurrent method recoveries (86%-93%).

R-1141 Martin, 2004. Plot size 30-80 m². Soil type: sand (NN1, NN2), peat based compost (NN3, NN4). Hydraulic knapsack sprayer (NN1, NN2) or single nozzle sprayer (NN3, NN4), spray volume 800-1100 L/ha. Sampling. 12-24 units (0.5-2.0 kg) at maturity (BBCH 74-85). Samples were stored within 5-8 h at -18 °C for 508-596 days. HPLC-MS-MS method "buprofezin/crops/DB/02/1". Results not corrected for control levels (< 0.01 mg/kg, 14) nor for average concurrent method recoveries (75%-94%).

Serve-Ag Research, 2005. Plot size 20-22 vines (4.6 m²). Soil type: loam (Virginia), clay loam (Cuprona). Hand held boom sprayer, spray volume not stated. Cucumbers (12 units) were randomly selected by hand at maturity. Samples were stored within 1 h at -15 °C for 23-117 days. GC-MS method ALM-044. Results not corrected for control levels (< 0.02 mg/kg, 2) nor for average concurrent method recoveries (96%).

DC-52 Narita *et al*, 1996,. Plot size 40 m². Soil type: loam (Gunma) or fine yellow soil (Aichi). Knapsack engine power sprayer, spray volume 3000 L/ha. Sampling 2-4 kg. Samples were stored at -20 °C for 24-49 days. GC-NPD method DC-52. Results not corrected for control levels (< 0.01 mg/kg, 2) nor for average concurrent method recoveries (89%).

Fruiting vegetables other than cucurbits

Supervised residue trials on indoor-grown eggplants were conducted in Spain (1993). Supervised residue trials on field-grown and indoor-grown tomatoes were conducted in Spain (2001, 2002, 2008), Greece (2001), Italy (2002), France (2001, 2002), UK (2001, 2002), USA (2003), New Zealand (1989-1990) and Japan (1983). Results for whole fruit are shown in Tables 60, 61, 62 and 63.

Table 60 Buprofezin derived residues in indoor-grown eggplants (whole fruit) after pre-harvest treatment

| Location, year, (variety) | Form | No | kg ai/ha | kg ai/hl | method, timing | DAT | BF1 mg/kg | reference; trial no |
|---------------------------------------|------|----|----------|----------|----------------------------------|------------------------|--|---|
| Nijar, Almeria, Spain, 1993 (Madonna) | WP | 1 | 0.14 | 0.015 | spray; date not stated; maturity | 0 2 4 7 14 | 0.07; 0.07; 0.11 0.04; 0.05; 0.08 0.04; 0.04; 0.05 0.02; 0.02; 0.04 0.02; 0.02; 0.02 | Valverde-Garcia <i>et al.</i> , 1993 a |

BF1 = buprofezin

^a Three replicate field samples were each analysed as three replicate analytical portions. Average values (3) for each field sample are reported; the maximum value for the 3 field samples may be used for MRL estimation.

Valverde-Garcia *et al.*, 1993. Plot size 200 m². Soil type: not stated. Sprayer not stated, spray volume 900 L/ha. Sampling (3 units, 2 kg) at maturity. Samples were stored frozen within 1 h for 3 days. GC-NPD method Leary. Results were not corrected for control levels (not shown) nor for average concurrent method recoveries (95-100%).

Table 61 Buprofezin derived residues in field-grown tomatoes (whole fruit) after pre-harvest treatment

| Location, year, (variety) | Form | No | Inter val (days) | kg ai/ha | kgai/hL | method, timing | DAT | BF1 mg/kg | BF9 mg/kg | BF12 mg/kg | reference; trial no |
|-------------------------------------|------|----|------------------|--------------|----------------|------------------------|-------------------------|--------------------------------------|--|--|-----------------------------|
| Coria del Rio, Spain, 2001 (Avalon) | SC | 2 | 4 | 0.19 0.20 | 0.020 0.020 | spray; 10 Aug; BBCH 83 | 7 10 | 0.05 0.02 | < 0.01 < 0.01 | < 0.01 < 0.01 | R-1119; AF/6093/ NN/1 |
| Lebrija, Spain, 2001 (M-9382) | WP | 2 | 5 | 0.20 0.20 | 0.020 0.020 | spray; 13 Jul; BBCH 86 | 0* 0 3 7 10 | 0.05 0.11 0.05 0.09 0.05 | < 0.01 < 0.01 < 0.01 < 0.01 < 0.01 | < 0.01 < 0.01 < 0.01 < 0.01 < 0.01 | R-1119; AF/6093/ NN/2 |
| Lebrija, Spain 2001 (M-9382) | SC | 2 | 5 | 0.20 0.20 | 0.020 0.020 | spray; 13 Jul; BBCH 86 | 0* 0 3 7 10 | 0.02 0.08 0.04 0.06 0.02 | < 0.01 < 0.01 < 0.01 < 0.01 < 0.01 | < 0.01 < 0.01 < 0.01 < 0.01 < 0.01 | R-1119; AF/6093/ NN/2 |
| Seville, Spain, 2002 (Malpica) | SC | 2 | 4 | 0.20 0.20 | 0.020 0.020 | spray; 2 Jul; BBCH 84 | 0* 0 3 7 10 | 0.05 0.17 0.07 0.09 0.08 | < 0.01 < 0.01 < 0.01 < 0.01 < 0.01 | < 0.01 < 0.01 < 0.01 < 0.01 < 0.01 | R-1126; AF/6753/ NN/2 |
| Funes, Spain, 2002 (H-9036DG) | WP | 2 | 3 | 0.20 0.20 | 0.020 0.020 | spray; 6 Sept; BBCH 83 | 0* 0 3 7 10 | 0.05 0.15 0.12 0.08 0.08 | < 0.01 < 0.01 < 0.01 < 0.01 < 0.01 | < 0.01 < 0.01 < 0.01 < 0.01 < 0.01 | R-1126; AF/6753/ NN/4 |

| Location, year, (variety) | Form | No | Inter val (days) | kg ai/ha | kgai/hL | method, timing | DAT | BF1 mg/kg | BF9 mg/kg | BF12 mg/kg | reference; trial no |
|--|------|----|------------------|--------------|----------------|------------------------------------|-------------------------|--------------------------------------|--|--|-----------------------------|
| Funes, Spain, 2002 (H-9036DG) | SC | 2 | 3 | 0.20 0.20 | 0.020 0.020 | spray; 6 Sept; BBCH 83 | 0* 0 3 7 10 | 0.08 0.22 0.12 0.09 0.10 | < 0.01 < 0.01 < 0.01 < 0.01 < 0.01 | < 0.01 < 0.01 < 0.01 < 0.01 < 0.01 | R-1126; AF/6753/ NN/4 |
| Barboles, Zaragoza, Spain, 2002 (H-9036) | SC | 2 | 3 | 0.20 0.20 | 0.020 0.020 | spray; 6 Sept; BBCH 83 | 7 10 | 0.09 0.09 | < 0.01 < 0.01 | < 0.01 < 0.01 | R-1126; AF/6753/ NN/5 |
| Akrolimni, Pella, Greece, 2001 (Titano) | SC | 2 | 3 | 0.21 0.21 | 0.020 0.020 | spray; 4 Aug; BBCH 85-87 | 7 10 | 0.08 0.06 | < 0.01 < 0.01 | < 0.01 < 0.01 | R-1119; AF/6093/ NN/3 |
| Anachoma, Kimina, Thessaloniki, Greece, 2001 (Volcano) | WP | 2 | 3 | 0.20 0.20 | 0.020 0.020 | spray; 23 Jul; BBCH 83-85 | 0* 0 3 7 10 | 0.02 0.05 0.03 0.01 0.01 | < 0.01 < 0.01 < 0.01 < 0.01 < 0.01 | < 0.01 < 0.01 < 0.01 < 0.01 < 0.01 | R-1119; AF/6093/ NN/4 |
| Anachoma, Kimina, Thessaloniki, Greece, 2001 (Volcano) | SC | 2 | 3 | 0.21 0.20 | 0.020 0.020 | spray; 23 Jul; BBCH 83-85 | 0* 0 3 7 10 | 0.02 0.05 0.02 0.01 0.01 | < 0.01 < 0.01 < 0.01 < 0.01 < 0.01 | < 0.01 < 0.01 < 0.01 < 0.01 < 0.01 | R-1119; AF/6093/ NN/4 |
| Meauzac, Tarn et Garonne, S-France, 2002 (Roxanne) | SC | 2 | 3 | 0.20 0.20 | 0.020 0.020 | spray; 6 Sept; BBCH 85 | 6 9 | 0.03 0.03 | < 0.01 < 0.01 | < 0.01 < 0.01 | R-1126; AF/6753/ NN/1 |
| Bradenton, Florida, USA, 2003 (FL-47) | WP | 2 | 14 | 0.43 0.42 | 0.048 0.048 | spray; 13 June | 1 3 | 0.11 0.039 | < 0.01 < 0.01 | < 0.01 < 0.01 | R-1162; FL-15 a |
| Madera, California, USA, 2003 (Ace 55) | WP | 2 | 14 | 0.42 0.43 | 0.15 0.15 | spray; 14 July | 1 3 7 10 | 0.029 0.033 0.031 0.025 | < 0.01 < 0.01 < 0.01 < 0.01 | < 0.01 < 0.01 < 0.01 < 0.01 | R-1162; CA-15A a |
| LeGrand, California, USA, 2003 (U941) | WP | 2 | 14 | 0.43 0.42 | 0.057 0.058 | spray; 1 Sept | 1 3 | 0.076 0.046 | < 0.01 < 0.01 | < 0.01 < 0.01 | R-1162; CA-15B a |
| Glenn, California, USA, 2003 (H8892) | WP | 2 | 14 | 0.42 0.42 | 0.22 0.17 | spray; 13 Aug | 1 3 | 0.18 0.15 | < 0.01 < 0.01 | < 0.01 < 0.01 | R-1162; CA-15C a |

BF1 = buprofezin, BF9 = reverse Schiff base, BF12 = isopropylphenylurea

^a Results are the mean of two replicates. It is assumed by the present reviewer that these replicates are from replicate analytical portions, and therefore only the mean is reported.

R-1119 Oxspring, 2002c. No unusual weather conditions. Plot size 56-60 m². Soil type: silty clay loam (NN1), clay (NN2), sandy loam (NN3, NN4). Hydraulic knapsack sprayer (NN1, NN2) or AUK plot sprayer (NN4, NN5), spray volume 1000 L/ha. Sampling 12-24 units (2.0 kg) at maturity (BBCH 83-88). Samples were stored within 3-4 h at -18 °C for 263-307 days. GC-NPD method "buprofezin/crops/DB/01/1". Results not corrected for control levels (< 0.01 mg/kg, 14) nor for average concurrent method recoveries (84%-93%).

R-1126 Oxspring 2003c, No unusual weather conditions. Plot size 90-140 m². Soil type: loamy sand (NN1), silty clay (NN2), clay loam (NN4), sandy loam (NN5). Hydraulic knapsack sprayer, spray volume 996-1001 L/ha. Sampling 12-24 units (2.0 kg) at maturity (BBCH 83-89). Samples were stored within 1.5-8 h at -18 °C for 185-261 days. HPLC-MS-MS method "buprofezin/crops/DB/02/1". Results not corrected for control levels (< 0.01 mg/kg, 14) nor

for average concurrent method recoveries (86%-106%).

R-1162. Stewart, 2004 No unusual weather conditions. Plot size 28-140 m². Backpack sprayer, spray volume 190-900 L/ha. Whole fruit (2.4-4.5 kg) was taken from random areas across the plot. Samples were stored within 2 h at -20 °C for 32-74 days. Duplicate samples were analysed by GC-NPD method RAM BF/05/94. Results not corrected for control levels (< 0.01 mg/kg, 8) nor for average concurrent method recoveries (77%-99%).

Table 62 Buprofezin derived residues in indoor-grown tomatoes (whole fruit) after pre-harvest treatment

| Location, year, (variety) | Form | No | Interval (days) | kg ai/ha | kgai/hL | method, timing | DAT | BF1 mg/kg | BF2 mg/kg | BF9 mg/kg | BF12 mg/kg | reference |
|--|------|----|-----------------|----------------------|-------------------------|------------------------------------|--------------------------------|---|-----------|--|--|-----------------------------|
| Charlton, Shropshire, UK, 2001 (Solution) | WP | 3 | 10 4 | 0.27 0.25 0.25 | 0.025 0.025 0.025 | spray; 27 Jul BBCH 85 | 0* 0 <u>3</u> 7 10 | 0.10 0.16 0.13 <u>0.17</u> 0.09 | NA | < 0.01 < 0.01 < 0.01 < 0.01 < 0.01 | < 0.01 < 0.01 < 0.01 < 0.01 < 0.01 | R-1117; AF/6010/ NN/1 |
| Charlton, Shropshire, UK, 2001 (Solution) | SC | 3 | 10 4 | 0.25 0.25 0.24 | 0.025 0.025 0.025 | spray; 27 Jul BBCH 85 | 0* 0 <u>3</u> 7 10 | 0.09 0.17 0.14 <u>0.17</u> 0.12 | NA | < 0.01 < 0.01 < 0.01 < 0.01 < 0.01 | < 0.01 < 0.01 < 0.01 < 0.01 < 0.01 | R-1117; AF/6010/ NN/1 |
| Spondon, Derbyshire, UK, 2001 (Cussack) | SC | 3 | 10 4 | 0.25 0.24 0.27 | 0.025 0.025 0.025 | spray; 17 Aug; BBCH 85-87 | <u>3</u> 7 | <u>0.52</u> 0.29 | NA | < 0.01 < 0.01 | < 0.01 < 0.01 | R-1117; AF/6010/ NN/2 |
| Lawford, Essex, UK, 2002 (Dasher) | SC | 3 | 7 7 | 0.23 0.23 0.27 | 0.025 0.025 0.025 | spray; 27 Aug; BBCH 87 | <u>3</u> 7 | <u>0.12</u> 0.08 | NA | < 0.01 < 0.01 | < 0.01 < 0.01 | R-1125; AF/6759/ NN/3 |
| Waterham, Kent, UK, 2002 (Encore) | WP | 3 | 7 7 | 0.24 0.25 0.25 | 0.025 0.025 0.025 | spray; 15 Oct; BBCH 85-87 | 0* 0 <u>3</u> 7 10 | 0.12 0.14 <u>0.24</u> 0.14 0.10 | NA | < 0.01 < 0.01 < 0.01 < 0.01 < 0.01 | < 0.01 < 0.01 < 0.01 < 0.01 < 0.01 | R-1125; AF/6759/ NN/4 |
| Waterham, Kent, UK, 2001 (Encore) | SC | 3 | 7 7 | 0.25 0.24 0.25 | 0.025 0.025 0.025 | spray; 15 Oct; BBCH 85-87 | 0* 0 <u>3</u> 7 10 | 0.23 0.48 <u>0.52</u> 0.41 0.24 | NA | < 0.01 < 0.01 < 0.01 < 0.01 < 0.01 | < 0.01 < 0.01 < 0.01 < 0.01 < 0.01 | R-1125; AF/6759/ NN/4 |
| Montauban, Tarn et Garonne, S-France 2001 (Petula) | WP | 3 | 7 7 | 0.25 0.24 0.25 | 0.025 0.025 0.025 | spray; 4 Sept; BBCH 75-84 | 0* 0 <u>3</u> 7 10 | 0.07 0.20 <u>0.13</u> 0.12 0.09 | NA | < 0.01 < 0.01 < 0.01 < 0.01 < 0.01 | < 0.01 < 0.01 < 0.01 < 0.01 < 0.01 | R-1117; AF/6010/ NN/3 |
| Montauban, Tarn et Garonne, S-France 2001 (Petula) | SC | 3 | 7 7 | 0.26 0.26 0.25 | 0.025 0.025 0.025 | spray; 4 Sept; BBCH 75-84 | 0* 0 <u>3</u> 7 10 | 0.09 0.12 <u>0.16</u> 0.10 0.07 | NA | < 0.01 < 0.01 < 0.01 < 0.01 < 0.01 | < 0.01 < 0.01 < 0.01 < 0.01 < 0.01 | R-1117; AF/6010/ NN/3 |
| Orgueil, Tarn et Garonne, S- | SC | 3 | 7 7 | 0.25 0.25 | 0.025 0.025 | spray; 17 Jul; BBCH | <u>3</u> 7 | <u>0.05</u> 0.04 | NA | < 0.01 < 0.01 | < 0.01 < 0.01 | R-1117; AF/6010/ |

| Location, year, (variety) | Form | No | Interval (days) | kg ai/ha | kgai/hL | method, timing | DAT | BF1 mg/kg | BF2 mg/kg | BF9 mg/kg | BF12 mg/kg | reference |
|---|------|----|-----------------|----------------------|-------------------------|------------------------------------|---|---|-----------|--|--|--|
| France 2001 (Cecilia) | | | | 0.25 | 0.025 | 76 | | | | | | NN/4 ^a |
| Argelato, Emilia Romagna, Italy, 2002 (Inca) | SC | 3 | 7 8 | 0.26 0.26 0.25 | 0.025 0.025 0.025 | spray; 17 Aug; BBCH 87 | <u>3</u> 7 | <u>0.30</u> 0.23 | NA | < 0.01 < 0.01 | < 0.01 < 0.01 | R-1117; AF/6010/ NN/5 |
| Valle Niza, Malaga, Spain, 2002 (Josefina) | SC | 3 | 6 7 | 0.25 0.25 0.25 | 0.025 0.025 0.025 | spray; 25 Nov; BBCH 84-85 | 0* 0 <u>3</u> 7 10 | 0.13 0.31 0.32 <u>0.35</u> 0.19 | NA | < 0.01 < 0.01 < 0.01 < 0.01 < 0.01 | < 0.01 < 0.01 < 0.01 < 0.01 < 0.01 | R-1125; AF/6759/ NN/2 ^b |
| Mangere, Auckland, New Zealand, 1989-1990, (Virosa) | WP | 1 | - | 0.22 | 0.012 | spray; 14 Dec; | 0 1 <u>4</u> 7 14 21 28 | 0.16 0.14 <u>0.14</u> 0.11 0.10 0.048 0.023 | < 0.05 | NA | NA | Wilson, 1990 |
| Mangere, Auckland, New Zealand, 1989-1990, (Virosa) | WP | 1 | - | 0.45 | 0.025 | spray; 14 Dec; | 0 1 4 7 14 21 28 | 0.23 0.25 0.16 0.16 0.19 0.065 0.041 | < 0.05 | NA | NA | Wilson, 1990 |
| Mangere, Auckland, New Zealand, 1989-1990, (Virosa) | WP | 1 | - | 0.90 | 0.050 | spray; 14 Dec; | 0 1 4 7 14 21 28 | 0.55 0.53 0.60 0.42 0.31 0.22 0.081 | < 0.05 | NA | NA | Wilson, 1990 |
| Ibaraki, Japan, 1983 (Houryu) | WP | 3 | 10 10 | 1.0 1.0 1.0 | 0.025 0.025 0.025 | spray; 5 Jul; | <u>1</u> 3 7 14 | <u>0.40</u> 0.26 0.27 0.35 | NA | NA | NA | DC-10 ^{c, d} |
| Tottori, Japan, 1983 (Chouko FR) | WP | 3 | 10 10 | 1.0 1.0 1.0 | 0.025 0.025 0.025 | spray; 18 Jul | <u>1</u> 3 7 14 | <u>0.31</u> 0.20 0.16 0.13 | NA | NA | NA | DC-10 ^{c, d} |

BF1 = buprofezin, BF2 = 4-hydroxybuprofezin, BF9 = reverse Schiff base, BF12 = isopropylphenylurea

NA not analysed

- ^a Valid LOQ for buprofezin (BF1) needs to be adapted to 0.01/0.3=0.04 mg/kg because of matrix interferences in the control sample (0.01 mg/kg). Values below this threshold are either not selected or set at the adapted LOQ.
- ^b Valid LOQ for buprofezin (BF1) needs to be adapted to 0.02/0.3= 0.07 mg/kg because of matrix interferences in the control sample (0.02 mg/kg). Values below this threshold are either not selected or set at the adapted LOQ.
- ^c Results are the mean of two replicates. It is assumed by the present reviewer that these replicates are from replicate analytical portions, and therefore only the mean is reported.
- ^d Valid LOQ for buprofezin (BF1) needs to be adapted to 0.005/0.3= 0.02 mg/kg because of matrix interferences in the

control sample (0.005 mg/kg). Values below this threshold are either not selected or set at the adapted LOQ.

R-1117 Oxspring, 2002a. Plot size 28-58 m². Soil type: compost (NN1), sandy clay loam (NN2, NN5), loamy sand (NN3), sandy loam (NN4), Hydraulic knapsack sprayer, spray volume 1000 L/ha. Sampling 12-24 fruits (0.5-2.0 kg) at or near maturity (BBCH 75-89). Samples were stored within 2-5 h at -18 °C for 243-299 days. GC-NPD method "buprofezin/crops/DB/01/1". Results not corrected for control levels (< 0.01-0.01 mg/kg, 16) nor for average concurrent method recoveries (88%-96%).

R-1125 Oxspring, 2003b. Plot size 13-80 m². Soil type: pearly substratum (NN2), rockwool (NN3, NN4). Hydraulic knapsack sprayer, spray volume 1000 L/ha. Sampling 12-24 units (1.0-2.0 kg) at maturity (BBCH 84-89). Samples were stored within 4-8 h at -18°C for 104-211 days. HPLC-MS-MS method "buprofezin/crops/DB/02/1". Results not corrected for control levels (< 0.01-0.02 mg/kg, 12) nor for average concurrent method recoveries (84%-100% for buprofezin (BF1) and reverse Schiff base (BF9), 153% for isopropylphenylurea (BF12)).

Wilson, 1990. Plot size 15 m². Soil type not stated. Gun and hose sprayer, spray volume 1800 L/ha. Tomatoes (2 kg) were randomly sampled by hand at maturity. Samples were stored frozen immediately for 21-107 days. GC-NPD method RM89001. Results were not corrected for control levels (< 0.01 mg/kg for buprofezin (BF1), < 0.02 mg/kg for 4-hydroxybuprofezin (BF2), 4) nor for average concurrent method recoveries (86% for buprofezin (BF1), 81% for 4-hydroxybuprofezin (BF2)).

DC-10 Goto, 1983. Plot size 15-30 m². Soil type: brown volcanic ash soil (loam) in Ibaraki and sandy soil in Tottori. Knapsack engine power sprayer in Ibaraki and shoulder sprayer in Tottori, spray volume 4000 L/ha. Sampling 2 kg. Samples were stored at -20°C for 63-110 days. GC-NPD method NNI-750. Results not corrected for control levels (up to 0.005 mg/kg, 4) nor for average concurrent method recoveries (82%). In addition 4-hydroxybuprofezin (BF2) was quantified in all samples at levels < 0.01 mg/kg for each pre-harvest interval (concurrent method recovery 98%, controls < 0.01 mg/kg, 4).

Table 63 Buprofezin derived residues in indoor-grown tomatoes (whole fruit) after pre-harvest treatment

| Location, year, (variety) | Form | No | Inter val (days) | kg ai/ha | kgai/hL | method, timing | DAT | BF1 mg/kg | BF11 mg/kg | BF12 mg/kg | BF25 mg/kg | reference |
|----------------------------------|------|----|------------------|----------------------|-------------------------|---------------------------------|-----|-----------|------------|------------|------------|----------------|
| Bétera, Spain, 2008 (Valenciano) | WP | 3 | 7 7 | 0.24 0.24 0.24 | 0.025 0.025 0.025 | spray; 17 Jun BBCH 72 | 7 | 0.04 | < 0.01 | < 0.01 | < 0.01 | NHH 0143-01 |
| Bétera, Spain, 2008 (Valenciano) | WP | 3 | 7 7 | 0.72 0.75 0.74 | 0.074 0.074 0.074 | spray; 17 Jun BBCH 72 | 7 | 0.21 | < 0.01 | < 0.01 | < 0.01 | NHH 0143-01 |
| Valencia, Spain, 2008 (Pera) | WP | 3 | 7 7 | 0.24 0.26 0.28 | 0.025 0.025 0.025 | spray; 17 Jun BBCH 72 | 7 | 0.19 | < 0.01 | < 0.01 | < 0.01 | NHH 0143-02 |
| Valencia, Spain, 2008 (Pera) | WP | 3 | 7 7 | 0.75 0.78 0.77 | 0.074 0.074 0.074 | spray; 17 Jun BBCH 72 | 7 | 0.58 | < 0.01 | < 0.01 | < 0.01 | NHH 0143-02 |
| Ramonete, Spain, 2008 (Eufrates) | WP | 3 | 6 6 | 0.25 0.25 0.26 | 0.025 0.025 0.025 | spray; 17 Jun BBCH 712 | 7 | 0.16 | < 0.01 | < 0.01 | < 0.01 | NHH 0143-03 |
| Ramonete, Spain, 2008 (Eufrates) | WP | 3 | 6 6 | 0.75 0.74 0.77 | 0.074 0.074 0.074 | spray; 17 Jun BBCH 712 | 7 | 0.64 | < 0.01 | < 0.01 | < 0.01 | NHH 0143-03 |

| Location, year, (variety) | Form | No | Interval (days) | kg ai/ha | kgai/hL | method, timing | DAT | BF1 mg/kg | BF11 mg/kg | BF12 mg/kg | BF25 mg/kg | reference |
|----------------------------------|------|----|-----------------|----------------------|-------------------------|--------------------------------|-----|-----------|------------|------------|------------|----------------|
| Ramonete, Spain, 2008 (Daylo 43) | WP | 3 | 6 6 | 0.25 0.25 0.24 | 0.025 0.025 0.025 | spray; 17 Jun BBCH 68 | 7 | 0.11 | < 0.01 | < 0.01 | < 0.01 | NHH 0143-04 |
| Ramonete, Spain, 2008 (Daylo 43) | WP | 3 | 6 6 | 0.74 0.74 0.78 | 0.074 0.074 0.074 | spray; 17 Jun BBCH 68 | 7 | 0.27 | < 0.01 | < 0.01 | < 0.01 | NHH 0143-04 |

BF1 = buprofezin, BF11 = biuret, BF12 = isopropylphenylurea, BF25 = thiobiuret

NNH 0143 Bartolomé, 2008. Plot size 16-162 m². Soil type: sandy clay pH 7.2 (01), sandy loam pH 7.8 (02), sandy pH 7.8 (03), loam sand pH 7.4 (04). Lance sprayer, spray volume 4000 L/ha. Tomatoes without calix from at least 12 different plants were taken of 50 kg (balance trial 01) or 30 kg (follow-up trials 02-04) at maturity (BBCH 808, 83, 88). Samples were stored at -18 °C for 15-27 days. HPLC-MS-MS method NHH/0144 and NHH/0146. Results corrected for control levels (< 0.01-0.01 mg/kg for buprofezin, < 0.01 mg/kg for BF11, BF12 and BF25) but not corrected for average concurrent method recoveries (88%-106%).

FATE OF RESIDUES IN STORAGE AND PROCESSING

In storage

No data submitted.

In processing

The Meeting received information on the nature of the residue under simulated processing conditions and on the fate of incurred residues of buprofezin during the processing of orange, grapes and tomato. The same trials for whole fruit have been described in section "Residues resulting from supervised trials" and details on application conditions can be found in Table 50 (oranges), Table 53 (grapes), and Tables 61 (field-grown tomato) and 63 (greenhouse grown tomato).

Nature of the residue under simulated processing conditions

An aqueous solution of [UL-¹⁴C-phenyl]-buprofezin at a nominal concentration of 1 mg/L was incubated for 20 min at 90 °C at pH 4, 60 min at 100 °C at pH 5, or for 20 min at 120 °C at pH 6 [Penketh, 2006, E-1032]. The solutions contained 0.01 M buffer, prepared from HAc/NaOH for pH 4 and pH 5 and NaH₂PO₄/NaOH for pH 6. Aliquots of each solution were analysed directly by LSC, HPLC and TLC. Compounds were identified by co-chromatography with authentic reference substances for buprofezin (BF1), biuret (BF11) and isopropylphenylurea (BF12). Aniline and thiobiuret (BF25) were identified by HPLC-MS-MS. Results are presented in Table 64.

Table 64 Proportions of radioactive components in processed buffered solutions after application of ¹⁴C-buprofezin at a nominal concentration of 1 mg/L

| | | pH 4 | pH 5 | pH 6 |
|----------------|------|----------------|------------------------|---------------|
| | | 90 °C | 100 °C | 120 °C |
| | | 20 minutes | 60 minutes | 20 minutes |
| | | pasteurization | brewing/baking/boiling | sterilisation |
| Total recovery | %TAR | 102.9 | 91.3 | 91.1 |
| BF1 | %TAR | 28.2 | 30.5 | 76.0 |
| BF11 | %TAR | 1.4 | 0.3 | 3.5 |
| BF12 | %TAR | 17.1 | 31.1 | 5.3 |
| Aniline | %TAR | 8.7 | 18.9 | 7.2 |

| | | | | |
|------|------|----------------|------------------------|---------------|
| | | pH 4 | pH 5 | pH 6 |
| | | 90 °C | 100 °C | 120 °C |
| | | 20 minutes | 60 minutes | 20 minutes |
| | | pasteurization | brewing/baking/boiling | sterilisation |
| BF25 | %TAR | 42.9 | 17.8 | 6.6 |

BF1 = buprofezin, BF11 = biuret, BF12 = isopropylphenylurea, BF25=thiobiuret

A proposed degradation pathway is shown in figure 4. Degradation proceeded via opening of the thiadiazinane ring to form thiobiuret (BF25) followed amide cleavage to produce isopropylphenylurea (BF12) and aniline or replacement of the sulfur with oxygen to form biuret (BF11).

Processing studies on oranges

A processing study was undertaken in which field treated oranges were processed into juice and wet/dry pomace [Oxspring, 2003a, R-1124]. Oranges were treated with a spray application at 0.025 kgai/hL and harvested 7 days later. Samples were stored for 5 °C for 3 days until processing.

Oranges (36–38 kg) were cut in half and placed on the head of a juice extractor and the orange juice was collected. Orange juice was pasteurized by heating to 85 °C for 1 min and subsequently sterilized at 100 °C for 20 min. The wet pomace (peel and pulp) was grounded in a crusher and dried in an oven at 60 °C to obtain dry pomace.

Samples were stored at -20 °C for 727 days until analysis. Samples were analysed by GC-NPD method "buprofezin/crops/DB/01/1". Results were not corrected for control levels (< 0.01 mg/kg) or for average concurrent method recoveries (94% for buprofezin (BF1), 98% for reverse Schiff base (BF9) and 87% for isopropylphenylurea (BF12)). Results are summarized in Table 65.

Table 65 Buprofezin derived residues in orange after processing

| Location, year, (variety) | Treatment | DAT | Processed products | BF1 mg/kg | BF9 mg/kg | BF12 mg/kg | PF | reference; trial no |
|---|------------------|-----|--------------------|-----------|-----------|------------|------|----------------------|
| Lloc Nou, Valencia, Spain 2000 (Navelina) | 1x 0.025 kgai/hL | 7 | RAC | 0.25 | < 0.01 | < 0.01 | 1.0 | R-1124; ES40-00-S607 |
| | | | juice | 0.14 | < 0.01 | < 0.01 | 0.56 | |
| | | | wet pomace | 0.51 | < 0.01 | < 0.01 | 2.0 | |
| | | | dry pomace | 1.49 | < 0.01 | < 0.01 | 6.0 | |
| Silla, Valencia, Spain, 2000 (Navelina) | 1x 0.025 kgai/hL | 7 | RAC | 0.31 | < 0.01 | < 0.01 | 1.0 | R-1124; ES40-00-S707 |
| | | | juice | 0.18 | < 0.01 | < 0.01 | 0.58 | |
| | | | wet pomace | 0.47 | < 0.01 | < 0.01 | 1.5 | |
| | | | dry pomace | 1.41 | < 0.01 | < 0.01 | 4.5 | |

BF1 = buprofezin, BF9 = reverse Schiff base, BF12 = isopropylphenylurea

PF = processing factor = concentration BF1 in processed product / concentration BF1 in RAC

Processing studies on grapes

Study 1:

A processing study was undertaken in which field treated grapes were processed into white wine, red wine, juice and raisins [Oxspring, 2005, R-1143]. Grapes were treated with a spray application at 0.50 kg ai/ha or 0.033 kgai/hL and harvested 14 days later. Samples were stored at 5 °C for 1 day until processing.

Red wine: Grapes (57 kg) were stemmed and crushed with the stems discarded. Potassium metabisulfite was added to the crushed grapes at 0.07 g/L. Dry active yeasts were added (0.10 g/L) to start alcoholic fermentation. Sugar was added 3 days later to increase the alcohol content. The

alcoholic fermentation was completed after 7 days. The wine was run off (free run wine) and the solid part was pressed to recover the maximum quantity of wine. The pressed wine was added to the free run wine to obtain young wine. The wet pomace was discarded. Malolactic fermentation was started by a direct inoculation of lactic bacteria *Leuconostoc oenos* (0.01 g/L) at ambient temperature in the absence of air. Malolactic fermentation was completed after 26 days. Potassium metabisulfite (0.10 g/L) was added to the wine. Natural clarification lasted 8 days. After racking the lees (sediments) were discarded and gelatin (0.10 g/L) and potassium metabisulfite (0.04 g/L) were added to the clarified wine to improve clarification. The wine was stored at 5–10 °C to be stabilized and after racking the sediments were discarded. The wine was filtered under pressure over cellulose filter plates with 2.5 and 1.5 µm porosity. During this operation potassium metabisulfite (0.10 g/L) was added to prevent oxidation of the wine. Red wine was bottled 61 days after the start of processing

White wine: Grapes (57–77 kg) were pressed and wet pomace was discarded. The must decanted for 14–21 h after addition of pectolytic enzymes (0.02 g/L) and potassium metabisulfite (0.13 g/L). After racking the must deposit was discarded. Dry active yeasts were added (0.10 g/L) to start alcoholic fermentation. Sugar was added 3–4 days later to increase the alcohol content. Fermentation was complete after 12–13 days and the young wine was then sampled. The wine was racked for 6–7 days with gelatin (0.1 g/L) and potassium metabisulfite (0.04 g/L) then added to the wine to improve clarification. The wine was stored at 5–10 °C for 16–21 days and after racking the sediments were discarded. The wine was filtered under pressure over cellulose filter plates with 2.5 and 1.5 µm porosity. During this operation potassium metabisulfite (0.10 g/L) was added to prevent oxidation of the wine. The white wine was bottled 34–41 days after the start of processing.

Grape juice: Grapes (8 kg) were stemmed and crushed and the stems were discarded. Pectolytic enzymes were added to the crushed grapes and left for 2 h at 45–60 °C. The mixture was pressed and the wet pomace was discarded. The juice was clarified for 5 min at 85 °C and 2–5 days at 5–10 °C. The juice was racked and the sediment was discarded. The juice was filtered, pasteurized for 1 minute at 85 °C and cooled to obtain grape juice.

Raisins: Grapes were dried in an oven at 60 °C for 93–142 h. Dried grapes were stemmed manually. Processed samples were stored at –20 °C for 631–678 days. Samples were analysed by HPLC-MS-MS method "buprofezin/crops/DB/02/1". Results were not corrected for control levels (< 0.01 mg/kg each analyte, but up to 0.02 mg/kg for buprofezin (BF1) in raisins) nor for average concurrent method recoveries (74–90%). Results are summarized in Table 66.

Study 2:

A processing study was undertaken in which field treated grapes were processed into red wine, white wine and juice [Domenichini, 2003b, R-1182]. Grapes were treated with a spray application at 0.37–0.39 kg ai/ha or 0.038 kgai/hL and harvested 44–76 days later. Samples were stored at 4 °C for 1–2 days until processing.

Red wine: Grapes were crushed, pressed and filtered. Must and skins were left to ferment at room temperature for 4 days. The juice was filtered and potassium metabisulfite was added at 0.1 g/L and left to ferment at 18–20 °C. Young wine was collected through a 200 mesh filter and potassium metabisulfite was added (0.1 g/L). The young wine was left to decant for 15–20 days and filtered through 200 mesh. The transfer and filtration steps were repeated every 20–30 days for about 4 months. Red wine was bottled 139 days after the start of processing.

White wine: Grapes were crushed, pressed and filtered to discard the skins. Must was left to ferment at room temperature for 1 night. The must was filtered and potassium metabisulfite was added at 0.1 g/L and left to ferment at 18–20 °C. Young wine was collected through a 200 mesh filter and potassium metabisulfite was added (0.1 g/L). The young wine was left to decant for 15–20 days and filtered through 200 mesh. The transfer and filtration steps were repeated every 20–30 days for about 4 months. White wine was bottled 139 days after the start of processing.

Grape juice: Grapes (50 kg) were crushed. Peels plus must were left at 60 °C for 2 h. The mixture was pressed and wet pomace was discarded. Must was treated for 5 min at 85–88 °C, cooled

for 12 h at 4–5 °C and the following day the must was settled. Clear juice was collected by aspiration through a 200 mesh filter. Juice was sterilized for 20 min at 100 °C and cooled.

Processed samples were stored at –20 °C for 297–447 days. Samples were analysed by GC-NPD method SIP1324. Results were not corrected for control levels (< 0.01 mg/kg each analyte, but up to 0.015 mg/kg for reverse Schiff base (BF9) in juice) nor for average concurrent method recoveries (81–102%). Results are summarized in Table 66.

Table 66 Buprofezin derived residues in grapes after processing

| Location, year, (variety) | kg ai/ha | kgai/hL | DAT | Processed products | BF1 mg/kg | BF9 mg/kg | BF12 mg/kg | PF | reference; trial no |
|--|----------|----------|-----|--------------------|-----------|-----------|------------|-------|-------------------------------|
| Grezille, Maine et Loire, N-France 2002 (Gamay) | 1×0.50 | 1×0.033 | 14 | grape bunches | NA | NA | NA | - | R-1143; AF/6763/NN/1 a |
| | | | | grapes | 0.28 | < 0.01 | < 0.01 | | |
| | | | | young r wine | 0.21 | < 0.01 | < 0.01 | | |
| | | | | red wine | 0.19 | < 0.01 | < 0.01 | | |
| | | | | juice | 0.18 | < 0.01 | 0.03 | | |
| | | | | raisins | 0.57 | < 0.01 | < 0.01 | | |
| Les Verchers sur Layon, Maine et Loire, N-France 2002 (Chenin) | 1×0.49 | 1×0.033 | 14 | grape bunches | 0.23 | < 0.01 | < 0.01 | 1.0 | R-1143; AF/6773/NN/2 a |
| | | | | grapes | 0.15 | < 0.01 | < 0.01 | 0.65 | |
| | | | | young w wine | 0.14 | < 0.01 | < 0.01 | 0.61 | |
| | | | | white wine | 0.18 | < 0.01 | < 0.01 | 0.78 | |
| | | | | juice | 0.08 | < 0.01 | 0.02 | 0.35 | |
| | | | | raisins | 0.23 | < 0.01 | 0.02 | 1.0 | |
| Jully les Buxy, Saône et Loire, N-France 2002 (Aligote) | 1×0.50 | 1×0.033 | 14 | grape bunches | 0.16 | < 0.01 | < 0.01 | 1.0 | R-1143; AF/6773/NN/3 a |
| | | | | grapes | 0.08 | < 0.01 | < 0.01 | 0.50 | |
| | | | | young w wine | 0.14 | < 0.01 | < 0.01 | 0.88 | |
| | | | | white wine | 0.11 | < 0.01 | < 0.01 | 0.69 | |
| | | | | juice | 0.05 | < 0.01 | < 0.01 | 0.31 | |
| | | | | raisins | 0.27 | < 0.01 | 0.02 | 1.7 | |
| Salerano sul Lambro, Lodi, Italy 2001 (Chardonnay) | 1×0.38 | 1×0.038 | 76 | grape bunches | 0.010 | < 0.01 | < 0.01 | 1.0 | R-1182; BUI/I/14VI b |
| | | | | young w wine | < 0.01 | < 0.01 | 0.010 | <1 | |
| | | | | white wine | < 0.01 | < 0.01 | 0.011 | <1 | |
| | | | | juice | < 0.01 | 0.030 | < 0.01 | <1 | |
| Salerano sul Lambro, Lodi, Italy 2001 (Chardonnay) | 1×0.38 | 1×0.038 | 60 | grape bunches | 0.018 | < 0.01 | < 0.01 | 1.0 | R-1182; BUI/I/14VI b |
| | | | | young w wine | 0.014 | < 0.01 | < 0.01 | 0.78 | |
| | | | | white wine | 0.010 | < 0.01 | 0.019 | 0.56 | |
| | | | | juice | < 0.01 | 0.019 | < 0.01 | < 0.6 | |
| Salerano sul Lambro, Lodi, Italy 2001 (Chardonnay) | 1×0.38 | 1×0.038 | 44 | grape bunches | 0.037 | < 0.01 | < 0.01 | 1.0 | R-1182; BUI/I/14VI b |
| | | | | young w wine | 0.021 | < 0.01 | < 0.01 | 0.57 | |
| | | | | white wine | 0.019 | < 0.01 | 0.013 | 0.51 | |
| | | | | juice | < 0.01 | 0.020 | 0.012 | < 0.3 | |
| Puylaroque, Tarn et Garonne, S-France 2001 (Gamay) | 1x 0.37 | 1x 0.038 | 76 | grape bunches | 0.021 | < 0.01 | < 0.01 | 1.0 | R-1182; BUI/F/19VI |
| | | | | young r wine | 0.011 | < 0.01 | < 0.01 | 0.52 | |
| | | | | red wine | 0.011 | < 0.01 | < 0.01 | 0.52 | |
| | | | | juice | < 0.01 | < 0.01 | < 0.01 | < 0.5 | |
| Puylaroque, Tarn et Garonne, S-France 2001 | 1×0.38 | 1×0.038 | 61 | grape bunches | NA | NA | NA | - | R-1182; BUI/F/19VI |
| | | | | young r wine | 0.030 | < 0.01 | < 0.01 | | |
| | | | | red wine | < 0.01 | < 0.01 | < 0.01 | | |
| | | | | juice | < 0.01 | < 0.01 | 0.018 | | |

| Location, year, (variety) | kg ai/ha | kgai/hL | DAT | Processed products | BF1 mg/kg | BF9 mg/kg | BF12 mg/kg | PF | reference; trial no |
|--|----------|----------|-----|--|--------------------------------------|--------------------------------------|--------------------------------------|--------------------------------|--------------------------------|
| (Gamay) | | | | | | | | | |
| Puylaroque, Tarn et Garonne, France 2001 (Gamay) | 1× 0.37 | 1× 0.038 | 46 | grape bunches young r wine red wine juice | 0.026 < 0.01 < 0.01 < 0.01 | < 0.01 < 0.01 < 0.01 < 0.01 | < 0.01 < 0.01 < 0.01 < 0.01 | 1.0 < 0.4 < 0.4 < 0.4 | R-1182; BUI/F/19VI |
| Salerano sul Lambro, Lodi, Italy 2001 (Chardonnay) | 1× 0.39 | 1× 0.038 | 76 | grape bunches young wwine white wine juice | < 0.01 < 0.01 < 0.01 < 0.01 | < 0.01 < 0.01 < 0.01 0.016 | < 0.01 0.012 0.010 < 0.01 | - | R-1182; BUI/I/14VI b |
| Salerano sul Lambro, Lodi, Italy 2001 (Chardonnay) | 1× 0.38 | 1× 0.038 | 60 | grape bunches young wwine white wine juice | < 0.01 < 0.01 < 0.01 < 0.01 | < 0.01 < 0.01 < 0.01 0.017 | < 0.01 < 0.01 < 0.01 < 0.01 | - | R-1182; BUI/I/14VI b |
| Salerano sul Lambro, Lodi, Italy 2001 (Chardonnay) | 1× 0.39 | 1× 0.038 | 44 | grape bunches young w wine white wine juice | < 0.01 < 0.01 < 0.01 < 0.01 | < 0.01 < 0.01 < 0.01 < 0.01 | < 0.01 0.014 0.011 < 0.01 | - | R-1182; BUI/I/14VI b |
| Puylaroque, Tarn et Garonne, S-France 2001 (Gamay) | 1× 0.37 | 1× 0.038 | 76 | grape bunches young r wine red wine juice | 0.011 < 0.01 < 0.01 < 0.01 | < 0.01 < 0.01 < 0.01 < 0.01 | < 0.01 < 0.01 < 0.01 < 0.01 | 1.0 < 0.9 < 0.7 < 0.7 | R-1182; BUI/F/19VI |
| Puylaroque, Tarn et Garonne, S-France 2001 (Gamay) | 1× 0.37 | 1× 0.038 | 61 | grape bunches young r wine red wine juice | 0.015 < 0.01 < 0.01 < 0.01 | < 0.01 < 0.01 < 0.01 < 0.01 | < 0.01 < 0.01 < 0.01 < 0.01 | 1.0 < 0.7 < 0.7 < 0.7 | R-1182; BUI/F/19VI |
| Puylaroque, Tarn et Garonne, France 2001 (Gamay) | 1× 0.37 | 1× 0.038 | 46 | grape bunches young r wine red wine juice | < 0.01 < 0.01 < 0.01 < 0.01 | < 0.01 < 0.01 < 0.01 < 0.01 | < 0.01 < 0.01 < 0.01 < 0.01 | - | R-1182; BUI/F/19VI |

BF1 = buprofezin, BF9 = reverse Schiff base, BF12 = isopropylphenylurea

PF = processing factor = concentration BF1 in processed product / concentration BF1 in RAC

^a Valid LOQ for buprofezin (BF1) in raisins needs to be adapted to 0.02/0.3=0.07 mg/kg because of matrix interferences in the control sample (0.01-0.02 mg/kg for raisins). Values below this threshold are either not selected or set at the adapted LOQ.

^b Valid LOQ for reverse Schiff base (BF9) in juice needs to be adapted to 0.015/0.3=0.05 mg/kg because of matrix interferences in the control sample (< 0.01-0.015 mg/kg for juice). Values below this threshold are either not selected or set at the adapted LOQ.

*Processing studies on tomatoes**Study 1*

A processing study was undertaken in which field treated tomatoes were processed into washed tomatoes, puree, ketchup and canned tomatoes [Oxspring, 2003c, R-1126]. Tomatoes were treated twice with an SC spray application at 0.20 kg ai/ha or 0.020 kgai/hL and harvested 6–7 days later. Samples were stored for 1–3 days at 5–10 °C until processing.

Washed tomatoes: Tomatoes (16 kg) were washed thoroughly with water sprayed from constant gas pressure sprayer (0.5 L washing water/kg tomato).

Juice: Washed tomatoes (4.0 kg) were crushed and put into a sieve to separate juice from peels and seeds (pomace). Cooking salt (7 g/kg) was added and the juice was pasteurized at 82–85 °C for 1 minute.

Ketchup: Washed tomatoes (4 kg) were crushed and put in a saucepan to be reduced to a Brix degree of 14–15%. The puree was put into a sieve to remove peels and seeds (waste). The ketchup was prepared by mixing 72% tomato purée, 19% brown sugar, 7% cider vinegar and 2% salt. The mixture was sterilized at 115–120 °C for 10 minutes.

Purée: Washed tomatoes (4 kg) were crushed and put in a saucepan to be reduced to a Brix degree of 12–13%. The puree was put into a sieve to remove peels and seeds (waste). Cooking salt was added at 4 g/kg and the puree was sterilized at 115 °C for 10 minutes.

Canned tomatoes: One portion of washed tomatoes (2 kg) were put in boiling water (1L water/kg tomato) for 1 minute and then plunged in cold water (1L water/kg tomato) to crack the peel. Tomato peels were removed with a knife. A second portion of washed tomatoes (1 kg) were crushed and put into a sieve to separate juice from peel and seeds (pomace). Citric acid was added to the juice to lower the pH to 3.0–3.5. The peeled tomatoes (2/3) and the tomato juice (1/3) were put together and sterilized at 115 °C for 10 minutes.

Processed samples were stored at –18 °C for 186–242 days. Samples were analysed by HPLC-MS-MS method "buprofezin/crops/DB/02/1". Results were not corrected for control levels (< 0.01 mg/kg, 3 for each matrix) or for average concurrent method recoveries (86–106%). Results are summarized in Table 67.

Table 67 Buprofezin derived residues in tomatoes after processing

| Location, year, (variety) | kg ai/ha | kgai/hL | DAT | Processed products | BF1 mg/kg | BF9 mg/kg | BF12 mg/kg | PF | reference |
|--|----------|----------|--------|---------------------------|-----------|-----------|------------|------|-----------------------|
| Meauzac, Tarn et Garonne, France, 2002 (Roxanne) | 2x 0.20 | 2x 0.020 | 6 | whole tomato ^a | 0.01 | < 0.01 | < 0.01 | 1.0 | R-1126; AF/6753/ NN/1 |
| | | | | washed tomato | 0.02 | < 0.01 | < 0.01 | 2.0 | |
| | | | | washing water | < 0.01 | < 0.01 | < 0.01 | - | |
| | | | | juice | < 0.01 | < 0.01 | < 0.01 | <1.0 | |
| | | | | puree | 0.02 | < 0.01 | 0.02 | 2.0 | |
| | | | | ketchup | < 0.01 | < 0.01 | < 0.01 | <1.0 | |
| canned tomato | < 0.01 | < 0.01 | < 0.01 | <1.0 | | | | | |
| Funes, Spain, 2002 (H-9036DG) | 2x 0.20 | 2x 0.020 | 7 | whole tomato | 0.10 | < 0.01 | < 0.01 | 1.0 | R-1126; AF/6753/ NN/4 |
| | | | | washed tomato | 0.09 | < 0.01 | < 0.01 | 0.9 | |
| | | | | washing water | < 0.01 | < 0.01 | < 0.01 | - | |
| | | | | juice | 0.02 | < 0.01 | < 0.01 | 0.2 | |
| | | | | puree | 0.09 | < 0.01 | 0.05 | 0.9 | |
| | | | | ketchup | 0.05 | < 0.01 | 0.02 | 0.5 | |
| canned tomato | 0.01 | < 0.01 | < 0.01 | 0.1 | | | | | |

| Location, year, (variety) | kg ai/ha | kgai/hL | DAT | Processed products | BF1 mg/kg | BF9 mg/kg | BF12 mg/kg | PF | reference |
|--|------------|-------------|-----|--------------------|-----------|-----------|------------|-----|-----------------------------|
| Barboles, Zaragoza, Spain, 2002 (H-9036) | 2x 0.20 | 2x 0.020 | 7 | whole tomato | 0.06 | < 0.01 | < 0.01 | 1.0 | R-1126; AF/6753/ NN/5 |
| | | | | washed tomato | 0.03 | < 0.01 | < 0.01 | 0.5 | |
| | | | | washing water | < 0.01 | < 0.01 | < 0.01 | - | |
| | | | | juice | 0.01 | < 0.01 | < 0.01 | 0.2 | |
| | | | | puree | 0.05 | < 0.01 | < 0.01 | 0.8 | |
| | | | | ketchup | 0.03 | < 0.01 | < 0.01 | 0.5 | |
| | | | | canned tomato | 0.01 | < 0.01 | < 0.01 | 0.2 | |

BF1 = buprofezin, BF9 = reverse Schiff base, BF12 = isopropylphenylurea

PF = processing factor = concentration BF1 in processed product / concentration BF1 in RAC

^a Values may differ from the values listed in Table 61 because additional field samples were taken for processing

Study 2

A processing study was undertaken in which field treated tomatoes were processed into washed tomatoes, juice, ketchup, puree, canned tomatoes and wet/dry pomace [Bartolomé, 2008, NHH0143]. Greenhouse tomatoes were treated with a WP spray application at 3×0.25 kg ai/ha or 3×0.75 kg ai/ha and harvested 7 days later. Samples were transferred to the processing laboratory on the day of collection.

Washed tomatoes: Tomatoes (5 kg) were washed thoroughly with water sprayed from constant gas pressure sprayer (0.5 L washing water/kg tomato).

Juice: Unwashed tomatoes (6–12 kg) were crushed and put into a sieve to separate juice from peels and seeds (wet pomace). Cooking salt (7 g/kg) was added and the pH was adjusted to pH 3.5 using citric acid. The juice was pasteurized at 82–85 °C for 1 min. The remaining wet pomace was dried at 60 °C to get dry pomace.

Ketchup: Unwashed tomatoes (5-6 kg) were crushed and put in a saucepan to be reduced to a Brix degree of 14-15%. The puree was put into a sieve to remove peels and seeds (wet pomace). The ketchup was prepared by mixing 72% tomato puree, 19% brown sugar, 7% cider vinegar and 2% salt. The mixture was sterilized at 115–120 °C for 10 minutes. The remaining wet pomace was dried at 60°C to get dry pomace.

Purée: Unwashed tomatoes (5-6 kg) were crushed and put in a saucepan to be reduced to a Brix degree of 12–13%. The puree was put into a sieve to remove peels and seeds (wet pomace). Cooking salt was added at 4 g/kg and the pH was adjusted to 3.5 using citric acid. The puree was sterilized at 115 °C for 10 minutes. The remaining wet pomace was dried at 60 °C to get dry pomace.

Canned peeled tomatoes: One portion of unwashed tomatoes (4–7 kg) were put in boiling water for 1 minute and then plunged in cold water to crack the peel. Tomato peels were removed. A second portion of washed tomatoes (1–2 kg) were crushed and put into a sieve to separate juice from peels and seeds (waste). Cooking salt was added at a level of 2 g/kg and the pH was adjusted to pH 3.0–3.5 using citric acid. The peeled tomatoes (2/3) and the tomato juice (1/3) were put together in cans and sterilized at 115–120 °C for 10 minutes.

Canned crushed tomatoes: Unwashed tomatoes (3 kg) were put in boiling water for 1 minute and then plunged in cold water to crack the peel. The tomato peel was then removed. The peeled tomatoes were crushed. Cooking salt was added at a level of 2 g/kg and the pH was adjusted to pH 3.0–3.5 using citric acid. The crushed tomatoes were canned and sterilized at 115–120 °C for 10 minutes.

Processed samples were stored at –18 °C for 17–35 days. Duplicate samples were analysed by HPLC-MS-MS method NHH/0144 and NHH/0146. Results are summarized in Table 68. Control samples of tomato and dry pomace contained up to 0.01 mg/kg buprofezin (BF1), corresponding

treated samples were corrected for levels in control samples. Other results were not corrected for control levels (< 0.01 mg/kg,) or for average concurrent method recoveries (78–106%, every matrix and analyte verified at 0.01-0.1 or if necessary also at 1.0 or 5.0 mg/kg, 2-10 per matrix).

Table 68 Buprofezin derived residues in tomatoes after processing

| Location, year, (variety) | Application | Processed products | BF1 mg/kg | BF11 mg/kg | BF12 mg/kg | BF25 mg/kg | PF | reference |
|----------------------------------|------------------|--------------------|-----------|------------|------------|------------|-------|-------------|
| Bétera, Spain, 2008 (Valenciano) | 3x 0.25 kg ai/ha | Tomato (RAC) | 0.04 | < 0.01 | < 0.01 | < 0.01 | 1.0 | NHH 0143-01 |
| | | Washed tomato | 0.06 | < 0.01 | < 0.01 | < 0.01 | 1.5 | |
| | | Wash water | 0.02 | < 0.01 | < 0.01 | < 0.01 | - | |
| Bétera, Spain, 2008 (Valenciano) | 3x 0.75 kg ai/ha | Tomato (RAC) | 0.21 | < 0.01 | < 0.01 | < 0.01 | 1.0 | NHH 0143-01 |
| | | Washed tomato | 0.11 | < 0.01 | < 0.01 | < 0.01 | 0.52 | |
| | | Wash water | 0.06 | < 0.01 | < 0.01 | < 0.01 | - | |
| Bétera, Spain, 2008 (Valenciano) | 3x 0.25 kg ai/ha | Tomato (RAC) | 0.04 | < 0.01 | < 0.01 | < 0.01 | 1.0 | NHH 0143-01 |
| | | Wet pomace | 0.30 | < 0.01 | < 0.01 | < 0.01 | 7.5 | |
| | | Dry pomace | 1.6 | < 0.01 | < 0.01 | < 0.01 | 40 | |
| | | Fresh juice | 0.05 | < 0.01 | < 0.01 | < 0.01 | 1.2 | |
| | | Pasteurised juice | 0.03 | < 0.01 | < 0.01 | < 0.01 | 0.75 | |
| Bétera, Spain, 2008 (Valenciano) | 3x 0.75 kg ai/ha | Tomato (RAC) | 0.21 | < 0.01 | < 0.01 | < 0.01 | 1.0 | NHH 0143-01 |
| | | Wet pomace | 0.87 | < 0.01 | < 0.01 | < 0.01 | 4.1 | |
| | | Dry pomace | 5.0 | < 0.01 | < 0.01 | < 0.01 | 24 | |
| | | Fresh juice | 0.14 | < 0.01 | < 0.01 | < 0.01 | 0.67 | |
| | | Pasteurised juice | 0.08 | < 0.01 | 0.01 | < 0.01 | 0.38 | |
| Bétera, Spain, 2008 (Valenciano) | 3x 0.25 kg ai/ha | Tomato (RAC) | 0.04 | < 0.01 | < 0.01 | < 0.01 | 1.0 | NHH 0143-01 |
| | | Wet pomace | 0.17 | < 0.01 | 0.03 | < 0.01 | 4.2 | |
| | | Dry pomace | 0.59 | < 0.01 | 0.04 | < 0.01 | 15 | |
| | | Ketchup | 0.05 | < 0.01 | 0.02 | < 0.01 | 1.2 | |
| Bétera, Spain, 2008 (Valenciano) | 3x 0.75 kg ai/ha | Tomato (RAC) | 0.21 | < 0.01 | < 0.01 | < 0.01 | 1.0 | NHH 0143-01 |
| | | Wet pomace | 1.1 | < 0.01 | 0.14 | 0.01 | 5.2 | |
| | | Dry pomace | 3.9 | < 0.01 | 0.27 | < 0.01 | 19 | |
| | | Ketchup | 0.14 | < 0.01 | 0.08 | < 0.01 | 0.67 | |
| Bétera, Spain, 2008 (Valenciano) | 3x 0.25 kg ai/ha | Tomato (RAC) | 0.04 | < 0.01 | < 0.01 | < 0.01 | 1.0 | NHH 0143-01 |
| | | Wet pomace | 0.15 | < 0.01 | 0.02 | < 0.01 | 3.8 | |
| | | Dry pomace | 0.80 | < 0.01 | 0.04 | < 0.01 | 20 | |
| | | puree | 0.02 | < 0.01 | 0.02 | < 0.01 | 0.5 | |
| Bétera, Spain, 2008 (Valenciano) | 3x 0.75 kg ai/ha | Tomato (RAC) | 0.21 | < 0.01 | < 0.01 | < 0.01 | 1.0 | NHH 0143-01 |
| | | Wet pomace | 0.49 | < 0.01 | 0.08 | < 0.01 | 2.3 | |
| | | Dry pomace | 1.9 | < 0.01 | 0.14 | < 0.01 | 9.0 | |
| | | puree | 0.20 | < 0.01 | 0.10 | < 0.01 | 0.95 | |
| Bétera, Spain, 2008 (Valenciano) | 3x 0.25 kg ai/ha | Tomato (RAC) | 0.04 | < 0.01 | < 0.01 | < 0.01 | 1.0 | NHH 0143-01 |
| | | Blanch water | < 0.01 | < 0.01 | < 0.01 | < 0.01 | - | |
| | | Tomato peel | 1.3 | < 0.01 | < 0.01 | < 0.01 | 32 | |
| | | Peeled tomato | < 0.01 | < 0.01 | < 0.01 | < 0.01 | < 0.3 | |
| | | Canned tomato | < 0.01 | < 0.01 | < 0.01 | < 0.01 | < 0.3 | |
| | | Crushed canned | < 0.01 | < 0.01 | < 0.01 | < 0.01 | < 0.3 | |
| Bétera, Spain, 2008 (Valenciano) | 3x 0.75 kg ai/ha | Tomato (RAC) | 0.21 | < 0.01 | < 0.01 | < 0.01 | 1.0 | NHH 0143-01 |
| | | Blanch water | 0.04 | < 0.01 | < 0.01 | < 0.01 | 0.19 | |
| | | Tomato peel | 2.1 | < 0.01 | < 0.01 | < 0.01 | 10 | |
| | | Peeled tomato | 0.04 | < 0.01 | < 0.01 | < 0.01 | 0.19 | |
| | | Canned tomato | 0.04 | < 0.01 | < 0.01 | < 0.01 | 0.19 | |
| | | Crushed canned | 0.02 | < 0.01 | < 0.01 | < 0.01 | 0.10 | |

| Location, year, (variety) | Application | Processed products | BF1 mg/kg | BF11 mg/kg | BF12 mg/kg | BF25 mg/kg | PF | reference |
|----------------------------------|-----------------|--------------------|-----------|------------|------------|------------|------|-------------|
| Valencia, Spain, 2008 (Pera) | 3x0.25 kg ai/ha | Tomato (RAC) | 0.19 | < 0.01 | < 0.01 | < 0.01 | 1.0 | NHH 0143-02 |
| | | Pasteurised juice | 0.04 | < 0.01 | < 0.01 | < 0.01 | 0.21 | |
| | | Ketchup | 0.09 | < 0.01 | 0.04 | < 0.01 | 0.47 | |
| | | Puree | 0.17 | < 0.01 | 0.08 | < 0.01 | 0.89 | |
| | | Canned tomato | 0.02 | < 0.01 | < 0.01 | < 0.01 | 0.11 | |
| | | Crushed canned | 0.02 | < 0.01 | < 0.01 | < 0.01 | 0.11 | |
| Valencia, Spain, 2008 (Pera) | 3x0.75 kg ai/ha | Tomato (RAC) | 0.58 | < 0.01 | < 0.01 | < 0.01 | 1.0 | NHH 0143-02 |
| | | Pasteurised juice | 0.13 | < 0.01 | 0.02 | 0.02 | 0.22 | |
| | | Ketchup | 0.30 | < 0.01 | 0.17 | < 0.01 | 0.52 | |
| | | Puree | 0.41 | < 0.01 | 0.26 | 0.02 | 0.71 | |
| | | Canned tomato | 0.02 | < 0.01 | 0.03 | < 0.01 | 0.03 | |
| | | Crushed canned | 0.03 | < 0.01 | 0.02 | < 0.01 | 0.05 | |
| Ramonete, Spain, 2008 (Eufrates) | 3x0.25 kg ai/ha | Tomato (RAC) | 0.16 | < 0.01 | < 0.01 | < 0.01 | 1.0 | NHH 0143-03 |
| | | Pasteurised juice | 0.05 | < 0.01 | < 0.01 | < 0.01 | 0.31 | |
| | | Ketchup | 0.14 | < 0.01 | 0.04 | < 0.01 | 0.88 | |
| | | Puree | 0.16 | < 0.01 | 0.05 | < 0.01 | 1.0 | |
| | | Canned tomato | 0.03 | < 0.01 | < 0.01 | < 0.01 | 0.19 | |
| | | Crushed canned | 0.02 | < 0.01 | < 0.01 | < 0.01 | 0.12 | |
| Ramonete, Spain, 2008 (Eufrates) | 3x0.75 kg ai/ha | Tomato (RAC) | 0.64 | < 0.01 | < 0.01 | < 0.01 | 1.0 | NHH 0143-03 |
| | | Pasteurised juice | 0.27 | < 0.01 | < 0.01 | 0.02 | 0.42 | |
| | | Ketchup | 0.44 | < 0.01 | 0.18 | < 0.01 | 0.69 | |
| | | Puree | 0.52 | < 0.01 | 0.20 | 0.02 | 0.81 | |
| | | Canned tomato | 0.11 | < 0.01 | < 0.01 | 0.01 | 0.17 | |
| | | Crushed canned | 0.04 | < 0.01 | < 0.01 | < 0.01 | 0.06 | |
| Ramonete, Spain, 2008 (Daylo 43) | 3x0.25 kg ai/ha | Tomato (RAC) | 0.11 | < 0.01 | < 0.01 | < 0.01 | 1.0 | NHH 0143-04 |
| | | Pasteurised juice | 0.02 | < 0.01 | < 0.01 | < 0.01 | 0.18 | |
| | | Ketchup | 0.05 | < 0.01 | 0.02 | < 0.01 | 0.45 | |
| | | Puree | 0.10 | < 0.01 | 0.03 | < 0.01 | 0.91 | |
| | | Canned tomato | 0.01 | < 0.01 | < 0.01 | < 0.01 | 0.09 | |
| | | Crushed canned | 0.01 | < 0.01 | < 0.01 | < 0.01 | 0.09 | |
| Ramonete, Spain, 2008 (Daylo 43) | 3x0.75 kg ai/ha | Tomato (RAC) | 0.27 | < 0.01 | < 0.01 | < 0.01 | 1.0 | NHH 0143-04 |
| | | Pasteurised juice | 0.06 | < 0.01 | < 0.01 | < 0.01 | 0.22 | |
| | | Ketchup | 0.18 | < 0.01 | 0.07 | < 0.01 | 0.67 | |
| | | Puree | 0.26 | < 0.01 | 0.11 | < 0.01 | 0.96 | |
| | | Canned tomato | 0.07 | < 0.01 | < 0.01 | < 0.01 | 0.26 | |
| | | Crushed canned | 0.04 | < 0.01 | < 0.01 | < 0.01 | 0.15 | |

BF1 = buprofezin, BF11 = biuret, BF12 = isopropylphenylurea, BF25=thiobiuret

PF = processing factor = concentration BF1 in processed product / concentration BF1 in RAC

Processing studies summary

Calculated processing factors for oranges, grapes and tomatoes are summarized in Table 66.

Table 69 Summary of calculated processing factors for oranges, grapes and tomatoes

| Commodity | Processing factors | Processing factor (median or best estimate) |
|----------------------------|--------------------|---|
| orange juice (pasteurized) | 0.56, 0.58 | 0.57 |
| orange wet pomace | 1.5, 2.0 | 1.75 |
| orange dry pomace | 4.5, 6.0 | 5.25 |

| Commodity | Processing factors | Processing factor (median or best estimate) |
|----------------------------|---|--|
| grape juice (pasteurized) | 0.31, 0.35 | 0.66 |
| white wine | 0.51, 0.56, 0.69, 0.78 | 0.625 |
| red wine | 0.52 | 0.52 |
| raisins | 1.0, 1.7 | 1.35 |
| tomato juice (pasteurized) | 0.18, 0.2, 0.2, 0.21, 0.22, 0.22, 0.31, 0.42, 0.38, 0.75 | 0.22 |
| canned whole tomatoes | 0.03, 0.09, 0.1, 0.11, 0.17, 0.19, 0.19, 0.2, 0.26, < 0.3 | 0.17 |
| canned crushed tomatoes | 0.05, 0.06, 0.09, 0.10, 0.11, 0.12, 0.15, < 0.3 | 0.10 |
| tomato puree | 0.5, 0.71, 0.8, 0.81, 0.89, 0.9, 0.91, 0.95, 0.96, 1.0, 2.0 | 0.9 |
| tomato ketchup | 0.45, 0.47, 0.5, 0.5, 0.52, 0.67, 0.67, 0.69, 0.88, 1.2 | 0.60 |
| tomato wet pomace | 2.3, 3.8, 4.1, 4.2, 5.2, 7.5 | 4.15 |
| tomato dry pomace | 9.0, 15, 19, 20, 24, 40 | 19.5 |

Residues in the edible portion of food commodities

The Meeting received information on the residue distribution between peel and pulp for mandarins, oranges and mangoes. The same trials for whole fruit have been described in section "Residues resulting from supervised trials" and details on field conditions can be found in Tables 49 (mandarins), Table 50 (oranges), Table 57 (mangoes). Distribution between peel and pulp is summarized in Tables 70, 71 and 72. Residues from the trials conducted according to maximum GAP have been used for the estimation of supervised trials median residues (STMR). These results are double-underlined.

Table 70 Distribution of buprofezin derived residues in mandarin peel and pulp

| Location, year, (variety) | Form | No | kg ai/ha | kgai/hL | DAT | commodity analysed | BF1 mg/kg | BF9 mg/kg | BF12 mg/kg | reference |
|--|------|--------|-------------|---------|----------|-----------------------|--------------|--------------|---------------|-----------------------------|
| Rotgla y Corbera, Valencia, Spain, 2000 (Okitsu) | WP | 1 | 0.60 | 0.025 | 0 | peel | 1.55 | < 0.01 | < 0.01 | R-1124; ES40-00- S007 |
| | | | | | <u>7</u> | pulp | 0.08 | < 0.01 | < 0.01 | |
| | | | | | | peel | 0.83 | < 0.01 | < 0.01 | |
| | | | | | | pulp | <u>0.04</u> | < 0.01 | < 0.01 | |
| | | | | | 14 | peel | 0.45 | < 0.01 | < 0.01 | |
| | | | | | | pulp | 0.03 | < 0.01 | < 0.01 | |
| | | | | | 21 | peel | 0.10 | < 0.01 | < 0.01 | |
| 27 | pulp | < 0.01 | < 0.01 | < 0.01 | | | | | | |
| | | | | | | peel | 0.09 | < 0.01 | < 0.01 | |
| | | | | | | pulp | < 0.01 | < 0.01 | < 0.01 | |
| Corbera, Valencia, Spain 2000 (Orogrande) | WP | 1 | 0.56 | 0.025 | 0 | peel | 1.51 | < 0.01 | < 0.01 | R-1124; ES40-00- S107 |
| | | | | | <u>7</u> | pulp | 0.11 | < 0.01 | < 0.01 | |
| | | | | | | peel | 1.73 | < 0.01 | < 0.01 | |
| | | | | | | pulp | <u>0.06</u> | < 0.01 | < 0.01 | |
| | | | | | 14 | peel | 1.01 | < 0.01 | NA | |
| | | | | | | pulp | 0.04 | < 0.01 | < 0.01 | |
| | | | | | 21 | peel | 0.96 | < 0.01 | < 0.01 | |
| | pulp | 0.06 | < 0.01 | < 0.01 | | | | | | |
| 26 | peel | 0.80 | < 0.01 | < 0.01 | | | | | | |
| | | | | | | pulp | 0.03 | < 0.01 | < 0.01 | |
| Carmona, Sevilla, Spain 2000 (Clemenville) | WP | 1 | 0.61 | 0.025 | 0 | peel | 1.63 | < 0.01 | < 0.01 | R-1124; ES50-00- S207 |
| | | | | | <u>6</u> | pulp | 0.10 | < 0.01 | < 0.01 | |
| | | | | | | peel | 0.77 | < 0.01 | < 0.01 | |
| | | | | | | pulp | <u>0.04</u> | < 0.01 | < 0.01 | |

| Location, year, (variety) | Form | No | kg ai/ha | kgai/hL | DAT | commodity analysed | BF1 mg/kg | BF9 mg/kg | BF12 mg/kg | reference |
|--|------|----|----------|---------|-----------|--------------------|------------------|-----------|------------|--|
| | | | | | 13 | peel | 0.39 | < 0.01 | < 0.01 | |
| | | | | | 20 | pulp | 0.02 | < 0.01 | 0.01 | |
| | | | | | 26 | peel | 0.36 | < 0.01 | 0.01 | |
| | | | | | | pulp | 0.03 | < 0.01 | < 0.01 | |
| | | | | | | peel | 0.16 | < 0.01 | 0.01 | |
| | | | | | | pulp | 0.01 | < 0.01 | 0.02 | |
| Villanueva del Rio y Minas, Sevilla, Spain, 2000 (Marisol) | WP | 1 | 0.59 | 0.025 | <u>7</u> | peel | 1.42 | < 0.01 | < 0.01 | R-1124; ES51-00-S307 |
| | | | | | | pulp | <u>0.03</u> | < 0.01 | 0.01 | |
| Benacazon, Sevilla, Spain, 2000 (Clemenules) | WP | 1 | 0.48 | 0.025 | <u>7</u> | peel | 0.37 | < 0.01 | < 0.01 | R-1124; ES51-00-S407 |
| | | | | | | pulp | <u>≤0.01</u> | < 0.01 | 0.02 | |
| Borriol, Castellon, Spain, 2001 (Fortuna) | WP | 1 | 0.86 | 0.025 | 0 | peel | 1.52 | < 0.01 | NA | R-1124; ES50-01-S008 |
| | | | | | <u>7</u> | pulp | 0.08 | < 0.01 | < 0.01 | |
| | | | | | | peel | 1.70 | < 0.01 | NA | |
| | | | | | | pulp | <u>0.06</u> | < 0.01 | < 0.01 | |
| | | | | | 14 | peel | 0.58 | < 0.01 | NA | |
| | | | | | | pulp | 0.04 | < 0.01 | < 0.01 | |
| | | | | | 21 | peel | 0.63 | < 0.01 | NA | |
| | | | | | | pulp | 0.03 | < 0.01 | < 0.01 | |
| | | | | | 28 | peel | 0.21 | < 0.01 | NA | |
| | | | | | | pulp | 0.03 | < 0.01 | < 0.01 | |
| Borriol, Castellon, Spain, 2001 (Fortuna) | WP | 1 | 0.63 | 0.025 | <u>7</u> | peel | 0.70 | < 0.01 | NA | R-1124; ES40-01-S108 |
| | | | | | | pulp | <u>0.05</u> | < 0.01 | < 0.01 | |
| Covatelles, Valencia, Spain 2003 (Fortuna) | WP | 1 | 0.72 | 0.025 | <u>7</u> | peel | 0.77 | < 0.01 | NA | R-1124; ES40-01-S208 |
| | | | | | | pulp | <u>0.06</u> | < 0.01 | < 0.01 | |
| Mundubbera, Qld, Australia 1992 (Ellendale) | SC | 1 | 1.2 | 0.024 | 7 | peel | 3.0 | NA | NA | DERBI 40158; GHF-P-1452; trials BUPRES 1 and 2 |
| | | | | | 7 | pulp | 0.049 | | | |
| | | | | | | peel | 2.0 | | | |
| | | | | | | pulp | 0.024 | | | |
| | | | | | 14 | peel | 3.2 | | | |
| | | | | | | pulp | 0.064 | | | |
| | | | | | 14 | peel | 2.2 | | | |
| | | | | | | pulp | 0.090 | | | |
| | | | | | 21 | peel | 2.2 ^a | | | b, c |
| | | | | | | pulp | 0.051 | | | |
| | | | | | 21 | peel | 1.8 | | | |
| | | | | | | pulp | 0.027 | | | |
| | | | | | <u>28</u> | peel | 2.9 | | | |
| | | | | | | pulp | <u>0.084</u> | | | |
| | | | | | 28 | peel | 1.2 | | | |
| | | | | | | pulp | 0.016 | | | |
| Mundubbera, Qld, Australia 1992 (Ellendale) | SC | 1 | 2.4 | 0.048 | 7 | peel | 4.8 | NA | NA | DERBI 40158; GHF-P-1452; trials BUPRES 1 |
| | | | | | 7 | pulp | 0.066 | | | |
| | | | | | | peel | 4.0 | | | |
| | | | | | | pulp | 0.066 | | | |
| | | | | | 14 | peel | 5.4 | | | |
| | | | | | | pulp | 0.084 | | | |

Buprofezin

| Location, year, (variety) | Form | No | kg ai/ha | kgai/hL | DAT | commodity analysed | BF1 mg/kg | BF9 mg/kg | BF12 mg/kg | reference |
|---|------|----|----------|---------|-----------|--------------------|---------------|-----------|------------|-----------------------|
| | | | | | 14 | peel | 3.5 | | | and 2 |
| | | | | | 21 | pulp | 0.059 | | | b, c |
| | | | | | 21 | peel | 4.8 | | | |
| | | | | | 21 | pulp | 0.13 | | | |
| | | | | | 21 | peel | 3.0 | | | |
| | | | | | 28 | pulp | 0.040 | | | |
| | | | | | 28 | peel | 4.8 | | | |
| | | | | | 28 | pulp | 0.094 | | | |
| | | | | | 28 | peel | 1.4 | | | |
| | | | | | 28 | pulp | 0.015 | | | |
| Mundubbera, Qld, Australia 1992 (Ellendale) | SC | 1 | 4.8 | 0.096 | 7 | peel | 7.8 | NA | NA | DERBI 40158; |
| | | | | | 7 | pulp | 0.18 | | | GHF-P-1452; |
| | | | | | 14 | peel | 8.9 | | | trials BUPRES 1 and 2 |
| | | | | | 14 | pulp | 0.19 | | | |
| | | | | | 14 | peel | 8.6 | | | |
| | | | | | 14 | pulp | 0.33 | | | |
| | | | | | 21 | peel | 8.6 | | | b, c |
| | | | | | 21 | pulp | 0.13 | | | |
| | | | | | 21 | peel | 8.3 | | | |
| | | | | | 21 | pulp | 0.15 | | | |
| | | | | | 28 | peel | 8.5 | | | |
| | | | | | 28 | pulp | 0.15 | | | |
| | | | | | 28 | peel | 8.9 | | | |
| | | | | | 28 | pulp | 0.20 | | | |
| | | | | | 28 | peel | 4.9 | | | |
| | | | | | 28 | pulp | 0.068 | | | |
| Gayndah, Qld, Australia 1999; (Imperial) | SC | 2 | 0.79 | 0.013 | 28 | peel | 0.07 | NA | NA | DERBI 1946; |
| | | | | | 42 | pulp | < 0.01 | | | GHF-P-1946; |
| | | | | | 56 | peel | 0.04 | | | trial 098478-02 |
| | | | | | 56 | pulp | < 0.01 | | | |
| | | | | | 56 | peel | < 0.01 | | | |
| | | | | | 56 | pulp | 0.03 | | | |
| | | | | | 56 | peel | < 0.01 | | | |
| | | | | | 56 | pulp | < 0.01 | | | |
| Gayndah, Qld, Australia 1999; (Imperial) | SC | 2 | 1.6 | 0.026 | <u>28</u> | peel | 0.17 | NA | NA | DERBI 1946; |
| | | | | | 42 | <u>pulp</u> | <u>≤ 0.01</u> | | | GHF-P-1946; |
| | | | | | 56 | peel | 0.03 | | | trial 098478-02 |
| | | | | | 56 | pulp | < 0.01 | | | |
| | | | | | 56 | peel | < 0.01 | | | |
| | | | | | 56 | pulp | 0.03 | | | |
| | | | | | 56 | peel | < 0.01 | | | |
| | | | | | 56 | pulp | < 0.01 | | | |
| Gayndah, Qld, Australia; 1999; (Hickson) | SC | 2 | 0.79 | 0.013 | 28 | peel | 0.26 | NA | NA | DERBI 1946; |
| | | | | | 42 | pulp | < 0.01 | | | GHF-P-1946; |
| | | | | | 56 | peel | 0.11 | | | trial 098478-03 |
| | | | | | 56 | pulp | < 0.01 | | | |
| | | | | | 56 | peel | < 0.01 | | | |
| | | | | | 56 | pulp | 0.03 | | | |
| | | | | | 56 | peel | < 0.01 | | | |
| | | | | | 56 | pulp | < 0.01 | | | |
| Gayndah, Qld, Australia; 1999; (Hickson) | SC | 2 | 1.6 | 0.026 | <u>28</u> | peel | 1.6 | NA | NA | DERBI 1946; |
| | | | | | 42 | <u>pulp</u> | <u>≤ 0.01</u> | | | GHF-P-1946; |
| | | | | | 56 | peel | 0.16 | | | trial 098478-03 |
| | | | | | 56 | pulp | < 0.01 | | | |
| | | | | | 56 | peel | < 0.01 | | | |
| | | | | | 56 | pulp | 0.40 | | | |
| | | | | | 56 | peel | < 0.01 | | | |
| | | | | | 56 | pulp | < 0.01 | | | |

| Location, year, (variety) | Form | No | kg ai/ha | kgai/hL | DAT | commodity analysed | BF1 mg/kg | BF9 mg/kg | BF12 mg/kg | reference |
|------------------------------------|------|----|----------|---------|-----|--------------------|---------------|-----------|------------|---------------|
| Aichi, Japan, 1994 (Miyagawa-wase) | WP | 2 | 1.8 | 0.025 | 14 | peel | 0.40 | NA | NA | DC-33 a, d |
| | | | | | | pulp | <u>≤ 0.01</u> | | | |
| | | | | | 28 | peel | 0.25 | | | |
| | | | | | 42 | pulp | < 0.01 | | | |
| | | | | | | | | | | |
| | | | | | | peel | 0.10 | | | |
| | | | | | | pulp | < 0.01 | | | |
| Aichi, Japan, 1994 (Miyagawa-wase) | WP | 3 | 1.8 | 0.025 | 14 | peel | 0.46 | NA | NA | DC-33 a, d |
| | | | | | | pulp | <u>≤ 0.01</u> | | | |
| | | | | | 28 | peel | 0.43 | | | |
| | | | | | 42 | pulp | < 0.01 | | | |
| | | | | | | | | | | |
| | | | | | | peel | 0.16 | | | |
| | | | | | | pulp | < 0.01 | | | |
| Kochi, Japan, 1994 (Okitsu-wase) | WP | 2 | 1.8 | 0.025 | 14 | peel | 0.30 | NA | NA | DC-33 a, d |
| | | | | | | pulp | <u>≤ 0.01</u> | | | |
| | | | | | 28 | peel | 0.06 | | | |
| | | | | | 42 | pulp | < 0.01 | | | |
| | | | | | | | | | | |
| | | | | | | peel | 0.06 | | | |
| | | | | | | pulp | < 0.01 | | | |
| Kochi, Japan, 1994 (Okitsu-wase) | WP | 3 | 1.8 | 0.025 | 14 | peel | 0.34 | NA | NA | DC-33 a, d |
| | | | | | | pulp | <u>0.02</u> | | | |
| | | | | | 28 | peel | 0.20 | | | |
| | | | | | 42 | pulp | 0.01 | | | |
| | | | | | | | | | | |
| | | | | | | peel | 0.14 | | | |
| | | | | | | pulp | < 0.01 | | | |

NA = not analysed

BF1 = buprofezin, BF9 = reverse Schiff base, BF12 = isopropylphenylurea

^a Results are the mean of two replicate analytical samples.

^b Because trials BUPRES 1 and BUPRES 2 were conducted at the same location, with the same mandarin variety, with the same equipment and on the same days, trials are considered replicate plots. Both residue values are reported, but only one value per plot (the maximum value) may be selected for STMR-P derivation.

^c Valid LOQ for buprofezin (BF1) needs to be adapted to 0.41/0.3 = 2 mg/kg in peel and 0.008/0.3=0.03 mg/kg in pulp because of matrix interferences in the control sample (0.41 mg/kg for peel and 0.008 mg/kg for pulp). Values below this threshold are either not selected or set at the adapted LOQ.

^d Valid LOQ for buprofezin (BF1) needs to be adapted to 0.07/0.3 = 0.3 mg/kg in peel because of matrix interferences in the control sample (0.07 mg/kg for peel). Values below this threshold are either not selected or set at the adapted LOQ.

Table 71 Distribution of buprofezin derived residues in orange peel and pulp

| Location, year, (variety) | Form | No | kg ai/ha | kgai/hL | DAT | Commodity analysed | BF1 mg/kg | BF9 mg/kg | BF12 mg/kg | reference |
|--|------|----|----------|---------|-----|--------------------|-------------|-----------|------------|-------------------------|
| Benacazon, Sevilla, Spain, 2000 (Salustiana) | WP | 1 | 0.63 | 0.025 | 0 | peel | 1.30 | < 0.01 | < 0.01 | R-1124; ES51-00-S507 |
| | | | | | | pulp | 0.07 | < 0.01 | < 0.01 | |
| | | | | | 8 | peel | 1.14 | < 0.01 | 0.02 | |
| | | | | | | pulp | <u>0.04</u> | < 0.01 | 0.01 | |
| | | | | | 15 | peel | 0.70 | < 0.01 | < 0.01 | |
| | | | | | | pulp | 0.02 | < 0.01 | 0.01 | |
| | | | | | 22 | peel | 0.44 | < 0.01 | < 0.01 | |
| | | | | | | pulp | 0.02 | < 0.01 | 0.01 | |
| | | | | | 27 | peel | 0.26 | < 0.01 | 0.01 | |

Buprofezin

| Location, year, (variety) | Form | No | kg ai/ha | kgai/hL | DAT | Commodity analysed | BF1 mg/kg | BF9 mg/kg | BF12 mg/kg | reference |
|---|------|----|----------|---------|----------|--------------------|---------------------|------------------|------------------|-------------------------------------|
| | | | | | | pulp | 0.01 | < 0.01 | 0.01 | |
| Lloc Nou, Valencia, Spain 2000 (Navelina) | WP | 1 | 0.56 | 0.025 | <u>7</u> | peel pulp | 0.61 <u>0.04</u> | < 0.01 < 0.01 | < 0.01 < 0.01 | R-1124; ES40-00-S607 |
| Silla, Valencia, Spain, 2000 (Navelina) | WP | 1 | 0.75 | 0.025 | <u>7</u> | peel pulp | 0.49 <u>0.04</u> | < 0.01 < 0.01 | < 0.01 < 0.01 | R-1124; ES40-00-S707 |
| Montiver, Valencia, Spain 2001 (Valencia Late) | WP | 1 | 0.84 | 0.025 | 0 | peel pulp | 1.34 0.08 | < 0.01 < 0.01 | 0.04 0.02 | R-1124; ES40-01-S308 a |
| | | | | | <u>7</u> | peel pulp | 0.53 <u>0.10</u> | < 0.01 < 0.01 | 0.03 0.02 | |
| | | | | | 14 | peel pulp | 0.40 0.04 | < 0.01 < 0.01 | 0.05 < 0.01 | |
| | | | | | 21 | peel pulp | 0.30 0.04 | 0.02 < 0.01 | 0.04 < 0.01 | |
| | | | | | 28 | peel pulp | 0.28 0.04 | 0.02 < 0.01 | 0.04 < 0.01 | |
| | | | | | | | | | | |
| La Ribera, Huelva, Spain, 2001 (Lane Late) | WP | 1 | 0.62 | 0.025 | 0 | peel pulp | 0.81 0.06 | < 0.01 < 0.01 | < 0.01 < 0.01 | R-1124; ES50-01-S408 b |
| | | | | | 8 | peel pulp | 0.55 0.05 | < 0.01 < 0.01 | < 0.01 < 0.01 | |
| | | | | | 13 | peel pulp | 0.51 0.04 | < 0.01 < 0.01 | < 0.01 < 0.01 | |
| | | | | | 20 | peel pulp | 0.23 0.04 | < 0.01 < 0.01 | < 0.01 < 0.01 | |
| | | | | | 29 | peel pulp | 0.16 0.04 | < 0.01 < 0.01 | < 0.01 < 0.01 | |
| | | | | | | | | | | |
| Benacazon, Sevilla, Spain 2001 (Valencia Late) | WP | 1 | 0.62 | 0.025 | 0 | peel pulp | 0.99 0.05 | < 0.01 < 0.01 | < 0.01 < 0.01 | R-1124; ES51-01-S508 |
| | | | | | <u>7</u> | peel pulp | 0.77 <u>0.03</u> | < 0.01 < 0.01 | < 0.01 < 0.01 | |
| | | | | | 14 | peel pulp | 0.51 0.04 | < 0.01 < 0.01 | < 0.01 < 0.01 | |
| | | | | | 20 | peel pulp | 0.38 0.04 | < 0.01 < 0.01 | < 0.01 < 0.01 | |
| | | | | | 27 | peel pulp | 0.18 0.01 | < 0.01 < 0.01 | < 0.01 < 0.01 | |
| | | | | | | | | | | |
| El Viso del Acor, Sevilla, Spain, 2006 (Navelina) | WP | 1 | 0.50 | 0.025 | <u>7</u> | peel pulp | 0.76 <u>0.05</u> | < 0.01 < 0.01 | < 0.01 < 0.01 | R-1184; AF/11290/NN/1 |
| Carmona, Sevilla, Spain, 2006 (Navelina Newgold) | WP | 1 | 0.56 | 0.025 | <u>7</u> | peel pulp | 0.49 <u>0.04</u> | < 0.01 < 0.01 | < 0.01 < 0.01 | R-1184; AF/11290/NN/2 |
| Yarroweyah, VIC, Australia 1993 (Valencia) | WP | 2 | 0.31 | 0.012 | 0 | peel pulp | 0.83 0.027 | NA | NA | DERBI 40158; GHE-P-1452 c |
| | | | | | 4 | peel pulp | 0.24 0.012 | | | |
| | | | | | 7 | peel pulp | 0.41 0.012 | | | |

| Location, year, (variety) | Form | No | kg ai/ha | kgai/hL | DAT | Commodity analysed | BF1 mg/kg | BF9 mg/kg | BF12 mg/kg | reference |
|--|------|----|----------|---------|-----------|--------------------|--------------|-----------|------------|----------------------------|
| | | | | | <u>14</u> | pulp | 0.014 | | | |
| | | | | | 21 | peel | 0.22 | | | |
| | | | | | | pulp | <u>0.030</u> | | | |
| | | | | | 29 | peel | 0.17 | | | |
| | | | | | | pulp | 0.007 | | | |
| | | | | | | peel | 0.20 | | | |
| | | | | | | pulp | 0.005 | | | |
| Yarroweyah, VIC, Australia 1993 (Valencia) | WP | 2 | 0.62 | 0.025 | 0 | peel | 1.4 | NA | NA | DERBI 40158; GHE-P-1452 |
| | | | | | 4 | pulp | 0.059 | | | |
| | | | | | | peel | 0.55 | | | c |
| | | | | | 7 | pulp | 0.026 | | | |
| | | | | | | peel | 0.61 | | | |
| | | | | | 14 | pulp | 0.014 | | | |
| | | | | | | peel | 0.32 | | | |
| | | | | | 21 | pulp | 0.029 | | | |
| | | | | | | peel | 0.33 | | | |
| | | | | | <u>29</u> | pulp | 0.011 | | | |
| | | | | | | peel | 0.27 | | | |
| | | | | | | pulp | <u>0.021</u> | | | |
| Yarroweyah, VIC, Australia 1993 (Valencia) | WP | 2 | 1.2 | 0.050 | 0 | peel | 3.1 | NA | NA | DERBI 40158; GHE-P-1452 |
| | | | | | 4 | pulp | 0.11 | | | |
| | | | | | | peel | 2.3 | | | c |
| | | | | | 7 | pulp | 0.080 | | | |
| | | | | | | peel | 2.8 | | | |
| | | | | | 14 | pulp | 0.085 | | | |
| | | | | | | peel | 1.1 | | | |
| | | | | | 21 | pulp | 0.13 | | | |
| | | | | | | peel | 0.91 | | | |
| | | | | | 29 | pulp | 0.033 | | | |
| | | | | | | peel | 0.87 | | | |
| | | | | | | pulp | 0.080 | | | |
| Somersby, NSW Australia 1993 (Valencia) | WP | 2 | 0.54 | 0.012 | 0 | peel | 0.35 | NA | NA | DERBI 40158; GHE-P-1452 |
| | | | | | 4 | pulp | 0.027 | | | |
| | | | | | | peel | 0.21 | | | c |
| | | | | | 7 | pulp | 0.023 | | | |
| | | | | | | peel | 0.38 | | | |
| | | | | | <u>14</u> | pulp | 0.017 | | | |
| | | | | | | peel | 0.13 | | | |
| | | | | | 21 | pulp | <u>0.011</u> | | | |
| | | | | | | peel | 0.12 | | | |
| | | | | | 28 | pulp | 0.007 | | | |
| | | | | | | peel | 0.030 | | | |
| | | | | | | pulp | 0.004 | | | |
| Somersby, NSW Australia 1993 (Valencia) | WP | 2 | 1.1 | 0.025 | 0 | peel | 1.2 | NA | NA | DERBI 40158; GHE-P-1452 |
| | | | | | 4 | pulp | 0.082 | | | |
| | | | | | | peel | 0.61 | | | c |
| | | | | | 7 | pulp | 0.063 | | | |
| | | | | | | peel | 0.79 | | | |
| | | | | | 14 | pulp | 0.041 | | | |
| | | | | | | peel | 0.36 | | | |

Buprofezin

| Location, year, (variety) | Form | No | kg ai/ha | kgai/hL | DAT | Commodity analysed | BF1 mg/kg | BF9 mg/kg | BF12 mg/kg | reference |
|---|------|----|----------|---------|-----------|--------------------|------------------|-----------|------------|---|
| | | | | | 21 | pulp | 0.039 | | | |
| | | | | | | peel | 0.28 | | | |
| | | | | | <u>28</u> | pulp | 0.022 | | | |
| | | | | | | peel | 0.16 | | | |
| | | | | | | pulp | <u>0.011</u> | | | |
| Somersby, NSW Australia 1993 (Valencia) | WP | 2 | 2.2 | 0.050 | 0 | peel | 2.0 | NA | NA | DERBI 40158; GHE-P-1452 |
| | | | | | 4 | pulp | 0.16 | | | |
| | | | | | | peel | 1.4 | | | |
| | | | | | 7 | pulp | 0.16 | | | ^c |
| | | | | | | peel | 1.8 | | | |
| | | | | | 14 | pulp | 0.070 | | | |
| | | | | | | peel | 0.80 | | | |
| | | | | | 21 | pulp | 0.053 | | | |
| | | | | | | peel | 0.75 | | | |
| | | | | | 28 | pulp | 0.074 | | | |
| | | | | | | peel | 0.71 | | | |
| | | | | | | pulp | 0.038 | | | |
| Gayndah, Qld, Australia 1999; (Navel) | SC | 2 | 0.79 | 0.013 | 28 | peel | 0.03 | NA | NA | DERBI 1946; GHE-P-1946; trial 098478-01 |
| | | | | | 42 | pulp | < 0.01 | | | |
| | | | | | | peel | 0.03 | | | |
| | | | | | 56 | pulp | < 0.01 | | | |
| | | | | | | peel | 0.03 | | | |
| | | | | | | pulp | < 0.01 | | | |
| Gayndah, Qld, Australia 1999; (Navel) | SC | 2 | 1.6 | 0.026 | <u>28</u> | peel | 0.22 | NA | NA | DERBI 1946; GHE-P-1946; trial 098478-01 |
| | | | | | | pulp | <u>< 0.01</u> | | | |
| | | | | | 42 | peel | 0.02 | | | |
| | | | | | | pulp | < 0.01 | | | |
| | | | | | 56 | peel | 0.12 | | | |
| | | | | | | pulp | < 0.01 | | | |

BF1 = buprofezin, BF9 = reverse Schiff base, BF12 = isopropylphenylurea

- ^a Valid LOQ for buprofezin (BF1) needs to be adapted to 0.02/0.3=0.07 mg/kg in pulp because of matrix interferences in the control sample (0.02 mg/kg for pulp). Valid LOQ for isopropylphenylurea (BF12) needs to be adapted to 0.02/0.3=0.07 mg/kg in peel because of matrix interferences in the control sample (0.02 mg/kg for peel). Values below this threshold are either not selected or set at the adapted LOQ.
- ^b Valid LOQ for buprofezin (BF1) needs to be adapted to 0.03/0.3=0.1 mg/kg in pulp because of matrix interferences in the control sample (0.03 mg/kg for pulp). Values below this threshold are either not selected or set at the adapted LOQ.
- ^c Valid LOQ for buprofezin (BF1) needs to be adapted to 0.41/0.3 = 2 mg/kg in peel and 0.008/0.3=0.03 mg/kg in pulp because of matrix interferences in the control sample (0.41 mg/kg for peel and 0.008 mg/kg for pulp). Values below this threshold are either not selected or set at the adapted LOQ.

Table 72 Distribution of buprofezin derived residues in mango peel and pulp

| Location, year, (variety) | Form | No | kg ai/ha | kgai/hL | DAT | Commodity analysed | BF1 mg/kg | reference |
|--|------|----|----------|---------|-----|--------------------|-----------|--------------|
| Ayr, Qld, Australia; 1994-1995 (Keitt) | WP | 2 | 0.13 | 0.025 | 0 | peel | 0.65 | DERBI 42254 |
| | | | | | | pulp | < 0.01 | GHF-P 1461 |
| | | | | | 7 | peel | 0.61 | ^a |
| | | | | | | pulp | < 0.01 | |
| | | | | | 14 | peel | 0.18 | |

| Location, year, (variety) | Form | No | kg ai/ha | kgai/hL | DAT | Commodity analysed | BF1 mg/kg | reference |
|---|------|----|----------|---------|--------------------------------|--|---|------------------------------------|
| | | | | | <u>28</u> 57 71 | pulp peel pulp peel pulp peel pulp | < 0.01 0.025 <u>< 0.01</u> < 0.02 < 0.01 < 0.02 < 0.01 | |
| Ayr, Qld, Australia; 1994-1995 (Keitt) | WP | 2 | 0.26 | 0.050 | 0 7 14 28 57 71 | peel pulp peel pulp peel pulp peel pulp peel pulp | 1.4 0.015 1.7 < 0.01 0.68 < 0.01 0.13 < 0.01 0.037 < 0.01 0.024 < 0.01 | DERBI 42254 GHF-P 1461 a |
| Walkamin, Qld, Australia; 1994-1995 (Kensington Pride) | WP | 2 | - | 0.025 | 0 7 <u>21</u> 56 | peel pulp peel pulp peel pulp peel pulp | 0.75 < 0.01 0.52 < 0.01 0.23 <u>< 0.01</u> 0.025 < 0.01 | DERBI 42254 GHF-P 1461 a |
| Walkamin, Qld, Australia; 1994-1995 (Kensington Pride) | WP | 2 | - | 0.050 | 0 7 21 56 | peel pulp peel pulp peel pulp peel pulp | 2.8 0.024 1.2 < 0.01 0.17 < 0.01 0.076 < 0.01 | DERBI 42254 GHF-P 1461 a |
| Rockhampton, Qld, Australia; 1994-1995 (Keitt) | WP | 2 | 0.29 | 0.025 | 0 7 15 59 78 | peel pulp peel pulp peel pulp peel pulp | 1.0 < 0.01 0.43 < 0.01 0.27 < 0.01 0.057 < 0.01 < 0.02 < 0.01 | DERBI 42254 GHF-P 1461 a |
| Rockhampton, Qld, Australia; 1994-1995 (Keitt) | WP | 2 | 0.58 | 0.050 | 0 7 15 | peel pulp peel pulp peel pulp | 2.0 0.015 2.2 0.017 1.0 0.017 | DERBI 42254 GHF-P 1461 a |

| Location, year, (variety) | Form | No | kg ai/ha | kgai/hL | DAT | Commodity analysed | BF1 mg/kg | reference |
|--|------|------------------|----------|---------|-----------|--------------------|-----------|---|
| | | | | | 59 | peel | 0.36 | |
| | | | | | 78 | pulp | < 0.01 | |
| | | | | | | peel | 0.13 | |
| | | | | | | pulp | < 0.01 | |
| Gatton, Qld, Australia; 1994-1995 (Kent) | SC | 2 | 0.31 | 0.025 | 0 | peel | 1.6 | DERBI 42254 GHF-P 1461 ^a |
| | | | | | 7 | pulp | < 0.01 | |
| | | | | | 7 | peel | 0.26 | |
| | | | | | 14 | pulp | < 0.01 | |
| | | | | | 14 | peel | 0.020 | |
| | | | | | <u>28</u> | pulp | < 0.01 | |
| | | | | | 28 | peel | < 0.02 | |
| 56 | pulp | <u>< 0.01</u> | | | | | | |
| 56 | peel | < 0.02 | | | | | | |
| 84 | pulp | < 0.01 | | | | | | |
| 84 | peel | < 0.02 | | | | | | |
| 84 | pulp | < 0.01 | | | | | | |
| Gatton, Qld, Australia; 1994-1995 (Kent) | SC | 2 | 0.75 | 0.050 | 0 | peel | 3.3 | DERBI 42254 GHF-P 1461 ^a |
| | | | | | 7 | pulp | 0.019 | |
| | | | | | 7 | peel | 0.52 | |
| | | | | | 14 | pulp | < 0.01 | |
| | | | | | 14 | peel | 0.22 | |
| | | | | | 28 | pulp | < 0.01 | |
| | | | | | 28 | peel | 0.026 | |
| 56 | pulp | < 0.01 | | | | | | |
| 56 | peel | 0.036 | | | | | | |
| 84 | pulp | < 0.01 | | | | | | |
| 84 | peel | < 0.02 | | | | | | |
| 84 | pulp | < 0.01 | | | | | | |

BF1 = buprofezin

^a Valid LOQ for buprofezin (BF1) needs to be adapted to 0.089/0.3=0.3 mg/kg in peel because of matrix interferences in the control sample (0.089 mg/kg for peel). Values below this threshold are either not selected or set at the adapted LOQ.

RESIDUES IN ANIMAL COMMODITIES

Direct animal treatments

No data submitted.

Farm animal feeding studies

The Meeting received information on feeding studies with lactating cows.

Cattle feeding studies

A residue transfer study in livestock [Tymoschenko and Williams, 1997, R-1083] was conducted with four groups of 3 Holstein dairy cows that were fed for 28 consecutive days with buprofezin. Buprofezin was applied orally twice daily with a gelatine capsule at a nominal intake of 0–119–357–1190 mg ai/cow/day or 0.0–5.0–15–50 mg ai/kg dw feed (average 23.8 kg feed consumption per day). Average body weights were 544 kg (range 370–699 kg) at the start of the feeding study and 525 kg (range 384–645 kg) at the end of the feeding study. Cows were 3–5 years old.

Milk was collected throughout the study on days -1, 2, 4, 7, 10, 14, 17, 21, 24 and 28. Cream and skim milk samples were prepared from whole milk collected on day 28. All cows were slaughtered on day 29, each within 24 h of the final dose. Liver, kidney, muscle (hind quarter) and fat (perinephric) were taken for analysis. Samples were stored frozen for 126–167 days (tissues) or 64–250 days (milk).

Buprofezin (BF1), 4-hydroxybuprofezin (BF2), isopropylphenylurea (BF12) and 4-hydroxyacetanilide (BF23) were analysed by GC-NPD methods RAM BF/06/97, RAM BF/01/97, RAM BF/02/97, RAM BF/04/97, or GC-MS method BF/09/97. The reported LOQ was 0.01 mg/kg in milk and 0.05 mg/kg in tissues for each analyte.

Results are shown in Tables 73 and table 74. Tissue samples were corrected for an average recovery of 96%, whole milk samples were corrected for an average recovery of 90% for buprofezin (BF1) or 98% for 4-hydroxyacetanilide (BF23). Uncorrected results were not available. Control samples from untreated cows contained no residues, except milk where 4-hydroxyacetanilide (BF23) was found at levels up to 0.01 mg/kg, beef fat where buprofezin (BF1) was found up to 0.02 mg/kg and beef liver where buprofezin (BF1) was found up to 0.028 mg/kg.

Table 73 Residues (mg/kg) in milk from cows fed with buprofezin for 28 consecutive days

| Matrix | Analyte | 1190 mg ai/cow | | | | 357 mg ai/cow | | | | 119 mg ai/cow | | | | 0 mg ai/cow | | |
|--------|-------------------|----------------|----|-------------------|------|---------------|------|---|------|---------------|---|----|------|-------------|---|------|
| | | 3 | 10 | 4 | mean | 7 | 5 | 2 | mean | 12 | 9 | 11 | mean | 1 | 6 | 8 |
| day -1 | BF1 | < | < | < | < | - | - | - | - | - | - | - | - | < | - | - |
| | BF12 | < | < | < | < | - | - | - | - | - | - | - | - | < | - | - |
| | BF23 ^b | - | - | - | - | - | - | - | - | - | - | - | - | - | - | - |
| day 2 | BF1 | < | < | 0.02 | 0.01 | - | - | - | - | - | - | - | - | < | - | - |
| | BF12 | < | < | < | < | - | - | - | - | - | - | - | - | - | - | - |
| | BF23 ^b | - | - | - | - | - | - | - | - | - | - | - | - | - | - | - |
| day 4 | BF1 | < | < | 0.01 | 0.01 | - | - | - | - | - | - | - | - | < | - | - |
| | BF12 | < | < | < | < | - | - | - | - | - | - | - | - | < | - | - |
| | BF23 ^b | - | - | - | - | - | - | - | - | - | - | - | - | - | - | - |
| day 7 | BF1 | < | < | 0.01 | 0.01 | - | - | - | - | - | - | - | - | < | - | < |
| | BF12 | < | < | < | < | - | - | - | - | - | - | - | - | < | - | < |
| | BF23 ^b | - | - | - | - | - | - | - | - | - | - | - | - | - | - | - |
| day 10 | BF1 | < | < | 0.02 | 0.01 | - | - | - | - | - | - | - | - | - | < | - |
| | BF12 | < | < | < | < | - | - | - | - | - | - | - | - | - | < | - |
| | BF23 ^b | - | - | - | - | - | - | - | - | - | - | - | - | - | - | - |
| day 14 | BF1 | 0.01 | < | 0.02 | 0.01 | - | - | - | - | - | - | - | - | < | - | < |
| | BF12 | < | < | < | < | - | - | - | - | - | - | - | - | < | - | < |
| | BF23 ^b | - | - | - | - | - | - | - | - | - | - | - | - | - | - | - |
| day 17 | BF1 | < | < | 0.01 | 0.01 | - | - | - | - | - | - | - | - | < | - | < |
| | BF12 | < | < | < | < | - | - | - | - | - | - | - | - | < | - | < |
| | BF23 ^b | - | - | - | - | - | - | - | - | - | - | - | - | - | - | - |
| day 21 | BF1 | < | < | 0.02 ^a | 0.01 | - | - | - | - | - | - | - | - | < | - | < |
| | BF12 | < | < | < | < | - | - | - | - | - | - | - | - | < | - | < |
| | BF23 ^b | - | - | - | - | - | - | - | - | - | - | - | - | - | - | - |
| day 24 | BF1 | < | < | 0.01 | 0.01 | < | < | < | < | < | < | < | < | < | - | < |
| | BF12 | < | < | < | < | < | < | < | < | < | < | < | < | < | - | < |
| | BF23 ^b | 0.01 | < | < | 0.01 | 0.01 | 0.01 | < | 0.01 | < | < | < | < | - | - | 0.01 |
| day 28 | BF1 | < | < | 0.01 | 0.01 | < | < | < | < | < | < | < | < | < | - | < |

| Matrix | Analyte | 1190 mg ai/cow | | | | 357 mg ai/cow | | | | 119 mg ai/cow | | | | 0 mg ai/cow | | |
|------------------|-------------------|----------------|------|------|------|---------------|------|------|------|---------------|---|----|------|-------------|---|------|
| | | 3 | 10 | 4 | mean | 7 | 5 | 2 | mean | 12 | 9 | 11 | mean | 1 | 6 | 8 |
| whole milk | BF12 | < | < | < | < | < | < | < | < | < | < | < | < | < | - | < |
| | BF23 ^b | 0.01 | < | < | 0.01 | < | < | < | < | < | < | < | < | < | - | 0.01 |
| day 28 skim milk | BF1 | < | < | < | < | < | < | < | < | < | < | < | < | < | - | - |
| | BF12 | < | < | < | < | < | < | < | < | < | < | < | < | < | - | - |
| | BF23 ^b | - | - | - | - | - | - | - | - | - | - | - | - | - | - | - |
| day 28 cream | BF1 | 0.03 | 0.03 | 0.05 | 0.04 | 0.01 | 0.01 | 0.01 | 0.01 | < | < | < | < | < | - | - |
| | BF12 | < | < | < | < | < | < | < | < | < | < | < | < | < | - | - |
| | BF23 ^b | - | - | - | - | - | - | - | - | - | - | - | - | - | - | - |

BF1 = buprofezin, BF12 = isopropylphenylurea, BF23 = 4-hydroxyacetanilide

< Less than LOQ (0.01 mg/kg for each analyte)

- no analysis performed

^a Average of three analytical portions

^b Valid LOQ for 4-hydroxyacetanilide (BF23) needs to be adapted to 0.01/0.3=0.04 mg/kg because of matrix interferences in the control samples (0.01 mg/kg). Values below this threshold are either not selected or set at the adapted LOQ.

Table 74 Residues (mg/kg) in tissues from cows fed with buprofezin for 28 consecutive days

| Matrix | Analyte | 1190 mg ai/cow cow number | | | | 357 mg ai/cow | | | | 119 mg ai/cow | | | |
|--------|------------------|------------------------------|------|-------------------|------|---------------|---|---|------|---------------|---|----|------|
| | | 3 | 10 | 4 | mean | 7 | 5 | 2 | mean | 12 | 9 | 11 | mean |
| fat | BF1 ^b | 0.11 | 0.07 | 0.12 | 0.10 | < | < | < | < | < | < | < | < |
| | BF2 | < | < | < | < | < | < | < | < | < | < | < | < |
| | BF12 | < | < | < | < | < | < | < | < | < | < | < | < |
| liver | BF1 ^b | < | < | 0.05 ^a | 0.05 | < | < | < | < | < | < | < | < |
| | BF2 | < | < | < | < | < | < | < | < | < | < | < | < |
| | BF12 | < | < | < | < | < | < | < | < | < | < | < | < |
| kidney | BF1 | < | < | < | < | < | < | < | < | < | < | < | < |
| | BF2 | < | < | < | < | < | < | < | < | < | < | < | < |
| | BF12 | < | < | < | < | < | < | < | < | < | < | < | < |
| muscle | BF1 | < | < | < | < | < | < | < | < | < | < | < | < |
| | BF2 | < | < | < | < | < | < | < | < | < | < | < | < |
| | BF12 | < | < | < | < | < | < | < | < | < | < | < | < |

BF1 = buprofezin, BF2 = 4-hydroxybuprofezin, BF12 = isopropylphenylurea

< Less than LOQ (0.05 mg/kg for each tissue and each analyte)

^a Average of three analytical portions

^b Valid LOQ for buprofezin needs to be adapted to 0.02/0.3=0.07 mg/kg in beef fat and 0.028/0.3=0.1 mg/kg in beef liver, because of matrix interferences: 0.02 mg/kg in beef fat and 0.028 mg/kg in beef liver. Values below this threshold are either not selected or set at the adapted LOQ.

RESIDUES IN FOOD IN COMMERCE OR AT CONSUMPTION

No data submitted.

APPRAISAL

The insecticide buprofezin was evaluated by the JMPR for residues in 1991, 1995 and 1999. Toxicology was reviewed in 1991. Buprofezin was listed within the periodic re-evaluation programme at the 40th Session of the CCPR for periodic review by the 2008 JMPR for toxicology and residues.

The Meeting received information on identity, metabolism, storage stability, residue analysis, use patterns, fate of residue during processing, livestock feeding studies and residues resulting from supervised trials on oranges, mandarins, lemons, grapes, apples, pears, persimmons, custard apples, mangoes, cucumbers, eggplants and tomatoes. The Meeting also received information on use patterns from Japan and Australia.

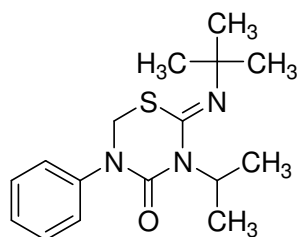
Chemical name

ISO common name buprofezin

IUPAC: 2-tert-butylimino-3-isopropyl-5-phenyl-1,3,5-thiadiazinan-4-one

CA: (Z)-2-[(1,1-dimethylethyl)imino]tetrahydro-3-(1-methylethyl)-5-phenyl-4H-1,3,5-thiadiazin-4-one

Structural formula:



Metabolites referred to in the appraisal were addressed by their common names, except reverse Schiff base which refers to 3-isopropyl-5-phenyl-1,3,5-thiadiazinan-2,4-dione and the allophanate degradate which refers to 2-amino-2-methylpropyl-2-methylethyl-4-phenyl-allophanate.

Animal metabolism

The Meeting received results of animal metabolism studies in a lactating cow and in laying hens. Experiments were carried out using uniformly [¹⁴C]phenyl labelled buprofezin.

Metabolism in laboratory animals was summarized and evaluated by the WHO panel of the JMPR in 2008. Studies with [¹⁴C]phenyl buprofezin showed that radioactivity was rapidly absorbed (C_{max} at 9 h) and rapidly excreted (> 60% in 24 h and > 80% in 48 h) in male and female rats at 10 and 100 mg/kg bw. The metabolism of buprofezin was studied in rat liver homogenates and in vivo. Hydroxylation with consecutive methylation of the phenyl ring, hydroxylation of the t-butyl moiety, oxidation of sulfur with consecutive ring opening of the thiadiazinane ring and conjugation reactions with sulfate and glucuronic acid were the main metabolic routes. Buprofezin, buprofezin sulfoxide, isopropylphenylurea, 4-hydroxybuprofezin, dihydroxybuprofezin, hydroxy-methoxybuprofezin, 4-aminophenol, 4-hydroxyacetanilide, dimethoxybuprofezin, reverse Schiff base, 4-hydroxyisopropylphenylurea, 2-[3-isopropyl-3-[methylsulfonylmethyl(phenyl)carbamoyl]ureido]-2-methylpropionic acid tert-butylhydroxy-buprofezin, biuret and thiobiuret were identified in the rat metabolism.

A lactating cow, orally treated twice daily for 7 consecutive days with [¹⁴C]phenyl-buprofezin at a calculated dose rate of 27 ppm in the dry weight feed (equivalent to 0.38 mg ai/kg bw/d), was sacrificed 15 hours after the last dose. Most of the radioactivity was excreted: with 46% of the administered dose found in the faeces and 19% in the urine. Tissues contained only 1.6%, while milk

contained 0.087% of the administered dose. The radioactivity in the tissues ranged from 1.21 mg/kg in the liver and 0.41 mg/kg in the kidney to 0.020 mg/kg in the fat and 0.018 mg/kg buprofezin equivalents in muscle. Radioactivity in milk reached a plateau on the fifth day of dosing at an average level of 0.026 mg/kg buprofezin equivalents. Radioactivity in the milk was distributed between cream and whey in a ratio of approximately 2:1.

Radioactivity was characterized in cow liver, kidney and milk. Metabolites were only identified after hydrolysis of the organic extracts with β -glucuronidase and sulfatase, indicating that the metabolites identified were conjugates.

No buprofezin was detected in the liver or kidney. The major metabolite in liver and kidney was 4-hydroxybuprofezin at 11% and 18% of the total radioactivity, respectively. Isopropylphenylurea, 4-hydroxyisopropylphenylurea and 4-hydroxyacetanilide were identified as minor metabolites at levels up to 8% of the total radioactivity. In milk 2.2% of the total radioactivity was identified as buprofezin. The principal milk metabolite was 4-hydroxyacetanilide at 14% of the total radioactivity with minor amounts of 4-hydroxybuprofezin and isopropylphenylurea at levels up to 4% of the total radioactivity. The major part of the residue in liver, kidney and milk remained unidentified (67–81% of the total radioactivity), but was characterized as organic soluble compounds (10–12% of the total radioactivity) comprising each less than 6% of the total radioactivity, as a mixture of highly polar metabolites (15–28% of the total radioactivity) or as unextractable residue (20–55% of the total radioactivity). Most of the unextractable residue could be released by proteinase treatment (16–36% of the total radioactivity) indicating that residues were incorporated in animal tissues.

Six laying hens, orally treated twice daily for 14 consecutive days with [14 C]phenylbuprofezin at a calculated dose rate of 12 ppm in the dry weight feed (equivalent to 0.80 mg ai/kg bw/d), were sacrificed 13–14 h after the last dose. The largest amount of radioactivity was found in the excreta, which contained 80% of the administered dose. Tissues contained only 0.2%, while eggs contained less than 0.1% of the administered dose. The radioactivity in the tissues ranged from 0.15 mg/kg in liver and 0.14 mg/kg in kidney to 0.035 mg/kg in fat and 0.019 mg/kg buprofezin equivalents in muscle. Radioactivity in egg yolks reached a plateau on the 12th day of dosing at an average level of 0.11 mg/kg buprofezin equivalents; radioactivity in egg whites reached a plateau on the 3rd day of dosing at an average level of 0.012 mg/kg buprofezin equivalents.

Radioactivity was characterized in hen liver, egg yolk and egg white. Metabolites could only be identified following hydrolysis of the organic extracts with dioxane/hydrochloric acid and sodium hydroxide under severe conditions, indicating that metabolites identified must be considered as conjugates.

Buprofezin was detected at trace amounts in liver, egg yolks and egg whites (0.3–0.9% of the total radioactivity). In addition, the reverse Schiff base, isopropylphenylurea, and 4-hydroxyisopropylphenylurea were identified as minor metabolites at levels up to 4% of the total radioactivity. The major part of the residue in liver, egg yolks and egg whites remained unidentified (90–95% of the total radioactivity), but was characterized as organic soluble compounds (9–31% of the total radioactivity) comprising each less than 9% of the total radioactivity, as aqueous soluble highly polar metabolites (11–39% of the total radioactivity) or as unextractable residue (45–56% of the total radioactivity). Residue released from solids was also characterized as a mixture of highly polar metabolites.

It was found that [14 C]buprofezin was efficiently eliminated from cattle and hens. The absorbed dose was extensively metabolized and conjugated as demonstrated by the wide range of solvent polarities required to extract and partition radioactivity from the tissues, the necessity for acid or enzyme hydrolysis to release identifiable metabolites and also the large amount of minor unidentifiable and bound metabolites.

The metabolic pathways have been found to be virtually identical for cattle and hens. Two basic metabolic pathways are proposed. The first is hydroxylation at the para position of buprofezin to form 4-hydroxybuprofezin, followed by cleavage of the thiadiazinane ring and loss of the $-\text{CH}_2\text{-S-}$

C=N-C(CH₃)₃ group to leave 4-hydroxyisopropylphenylurea which is degraded to 4-hydroxyacetanilide. The second proposed route consists of a reverse Schiff base reaction followed by cleavage of the thiadiazinane ring with loss of -CH₂-S-C=O to form isopropylphenylurea which is hydroxylated and metabolized by multiple steps also to the 4-hydroxyacetanilide.

The metabolic pathway proposed for ruminants and hens is consistent with that for rats, though rats have some additional metabolic routes, i.e., double hydroxylation at the phenyl ring, hydroxylation of the tert-butyl moiety and formation of the buprofezin sulfoxide. These additional rat metabolic routes were evaluated in livestock, with the aid of reference standards, and were not found; the Meeting therefore concluded that these additional metabolic routes are specific to rats.

Plant metabolism

The Meeting received plant metabolism studies for buprofezin in fruit (citrus), fruiting vegetables (tomato), leafy vegetables (lettuce) and oilseeds (cotton). Experiments were carried out using uniformly [¹⁴C]phenyl labelled buprofezin.

Greenhouse grown tomato plants were sprayed to run-off with [¹⁴C]buprofezin four times at 14 day intervals at a dose rate of 0.0075 kg ai/hL. Tomato fruit were harvested 0, 1, 3 and 7 days after the last application. Total radioactive residues declined from 0.49–0.67 mg/kg to 0.32–0.37 mg/kg buprofezin equivalents from 0 to 7 days. Washing with water released 16% to 4% of the total radioactivity from 0 to 7 days, while washing with ethanol released 61% to 26% of the radioactivity.

Fruit of greenhouse grown tomato plants were treated topically with [¹⁴C]buprofezin at a dose rate equivalent to 0.062 kg ai/hL with the treated tomatoes harvested 0, 1, 3 and 7 days after the last application. The applied radioactivity on the day 7 tomato fruit was 36% surface residue, 33% in the peel and 11% in the fruit pulp, while 20% of the applied radioactivity was lost. Autoradiography of the day 7 tomato fruit indicated that a large part of the radioactivity was still present in the peel, although diffusion into the pulp had started. Total radioactive residues varied between 0.28 to 0.72 mg/kg buprofezin equivalents for day 0 to 7 samples. Of the total radioactivity in the day 7 tomato fruits, 93% was identified as unchanged buprofezin.

Fruit from greenhouse grown lemon trees, treated with [¹⁴C]buprofezin, were harvested 75 days after a single foliar treatment of 1.0 kg ai/ha (0.05 kg ai/hL), 14 days after a double foliar treatment with a 75 day interval at 1.0 kg ai/ha (0.05 kg ai/hL) each or 30 days after a single foliar treatment of 3.5 kg ai/ha (0.17 kg ai/hL). Total radioactive residues were 0.40, 0.94 or 3.8 mg/kg buprofezin equivalents, respectively. The vast majority of the total radioactive residue from the fruit (90–98%) was recoverable by an ethanol surface wash and a solvent extraction of the peel, indicating surface residue, with 2–9% non-extractable. In the lemons treated two times at 1.0 kg ai/ha and a pre-harvest interval of 14 days, 79% of the total residue was identified with the aid of acid hydrolysis indicating conjugation of residues. Buprofezin was the major residue (66%) of which the majority remained on the surface of the fruit as unconjugated compound (64%). Reverse Schiff base (6.0%), isopropylphenylurea (1.7%), and allophanate degradate (5.7%) were identified as minor metabolites in the extractable and fibre bound residue with the aid of acid hydrolysis indicating conjugation. Levels of other unidentified metabolites individually did not exceed 3.6% of the total radioactivity (0.03 mg/kg eq). In the lemons treated once at 1.0 kg ai/ha and at a longer pre-harvest interval of 75 days, 68% of the total residue was identified. The metabolite profile was similar, but the levels of buprofezin had decreased (18% of total residue) and levels of conjugated metabolites had increased (7.3–34% of total residue).

Lemon twigs and leaves from greenhouse grown trees were treated topically with [¹⁴C]buprofezin at 2.0 kg ai/ha (0.1 kg ai/hL) and adjacent fruits were harvested 28 days later. Fruits contained only 0.03–1.2% of the applied dose and total radioactive residues in the fruits were less than 0.01 mg/kg buprofezin equivalents. This translocation study indicates that buprofezin does not move systemically through the plant.

Field-grown leaf lettuce was sprayed with [¹⁴C]buprofezin two times at an interval of 12 days at a dose rate of 0.86 kg ai/ha. The lettuce was then harvested 14 days after the last treatment.

Average total radioactive residue was 43 mg/kg eq. The majority of the radioactive residues were removable by ethanol surface wash (89%) indicating that the residue resides primarily on the surface. The remainder of the residue was extractable with organic solvents and water (10%), while 1.1% was non-extractable. Buprofezin was the major component of the residue (89%) with the majority remaining on the leaf surface as unconjugated compound (89%). Reverse Schiff base (0.2%), isopropylphenylurea (0.4%), and allophanate degradate (0.6%) were identified as minor metabolites in the extractable and fibre bound residue with the aid of acid and base hydrolysis indicating conjugation. Levels of other unidentified metabolites individually did not exceed 1% TRR (0.52 mg/kg eq).

Field-grown cotton was sprayed with [^{14}C]buprofezin twice at an interval of 42 days at a dose rate of 0.85 kg ai/ha. The cotton was harvested 27 days after the last treatment and separated into seeds and gin trash. Average total radioactive residue was 16 and 0.37 mg/kg buprofezin equivalents in gin trash and cotton seeds, respectively. A large part of the radioactive residues were removable by ethanol surface wash (45–68%) indicating surface residues. The remainder of the residue was extracted with organic solvents and water (17–44%), while 13–14% was non-extractable. Approximately 76% and 62% of the total radioactive residue was identified in gin trash and cotton seeds, respectively. Buprofezin was the major residue (59%) of which the majority remaining as unconjugated compound on the surface of the gin trash (46%) or cotton seeds (53%). With the aid of acid hydrolysis reverse Schiff base (1.4–5.8%), isopropylphenylurea (1.5–5.7%), and allophanate degradate (0.4–6.1%) were identified as minor metabolites in the extractable and fibre bound residue. Levels of other unidentified metabolites individually did not exceed 7.5% TRR (1.1 mg/kg eq).

In each commodity tested, buprofezin was found to be the major residue (59–89% of the total radioactivity), staying primarily on the surface of the treated crop as unconjugated compound. The remainder of the residue was identified as reverse Schiff base, isopropylphenylurea, and allophanate degradate as free or conjugated compound albeit at very low levels (less than 7% of the total residue). No single unidentified metabolite comprised more than 7.5% TRR in either crop tested (0.03–1.1 mg/kg eq, depending on the commodity).

Two metabolic pathways are proposed for buprofezin residues that penetrate the surface of plants. The first proposed route consists of a reverse Schiff base reaction followed by cleavage of the thiadiazinane ring with loss of $-\text{CH}_2-\text{S}-\text{C}=\text{O}$ to form isopropylphenylurea. The second proposed route consists of chemical rearrangements and cleavage of the thiadiazinane ring to form allophanate degradate followed by formation of isopropylphenylurea or formation of reverse Schiff base followed by formation of isopropylphenylurea.

Other than the allophanate degradate, plant metabolites were also found in the rat. The unconjugated form of the allophanate degradate was only found in cotton seeds at trace levels (0.4% of the total residue). Conjugated forms of the allophanate degradate were found at levels of up to 5.7% of the total residue in lemons treated 14 days prior to harvest, while the levels increased to 34% of the total residue in lemons treated 75 days prior to harvest. Only trace levels of the allophanate degradate could be released from lemon by mild enzyme hydrolysis (β -glucuronidase, β -glucosidase, cellulase, 20 h at 37 °C), quantifiable amounts were released by a more forcing acid hydrolysis (dioxane:concentrated HCl, 5:2, v/v, 16 h at 50 °C). Additional analysis of the lemon residues indicated that the allophanate degradate most likely originated from hydrolysis of tert-butylhydroxy-buprofezin linked to a non-glucose hexose. The unconjugated tert-butylhydroxy-buprofezin could not be isolated from the lemon residues, but acid hydrolysis of a solution of tert-butylhydroxy-buprofezin (1 M HCl, 90 °C, 1 h) resulted in the formation of allophanate degradate, isopropylphenylurea and reverse Schiff base, which were the same metabolites as found in plants.

Environmental fate

The Meeting received information on the hydrolysis and photolysis of buprofezin in sterile water. Experiments were carried out using uniformly [^{14}C]phenyl labelled buprofezin.

Buprofezin is hydrolytically stable in sterile water at pH 7 and 9 but hydrolyses at pH 5 with a half life of 51 days. The proposed route for hydrolysis in water involves opening of the thiadiazinane

ring to form thiobiuret followed by amide cleavage to produce isopropylphenylurea or replacement of the sulfur with oxygen to form biuret followed by amide cleavage to produce isopropylphenylurea.

The hydrolysis products thiobiuret and biuret were not found in or on crops treated with a foliar spray of buprofezin.

Three photolysis studies were conducted involving either artificial sunlight or natural sunlight, with, in each case, the light equivalent to 30 days of natural sunlight. Half lives ranged from 33 days (Study 2) and 38 days (Study 3) to 106–140 days (Study 1) for natural sunlight in summer. The major route is either a reverse Schiff base reaction or cleavage of the thiadiazinane ring to form thiobiuret followed by further degradation to isopropylphenylurea, phenylurea and the major photodegrade formamide or formation of biuret. Minor photodegradation products found were des-isopropyl buprofezin, buprofezin sulfoxide, and 4-hydroxybuprofezin.

The photodegradation products 4-hydroxybuprofezin, des-isopropyl buprofezin, thiobiuret, biuret, phenylurea, formamide and buprofezin sulfoxide were not found in or on crops treated with a foliar spray of buprofezin, despite buprofezin persisting for a long time on plant surfaces. Reference standards for phenylurea and formamide were not available in the metabolism study on lettuce.

Methods of analysis

The Meeting received description and validation data for analytical methods for enforcement-monitoring of buprofezin and residue analytical methods used in the various study reports for buprofezin and its metabolites.

Multi-residue method DFG S19 is a post-registration monitoring and enforcement method for parent buprofezin in crops. The Meeting considered the method sufficiently validated for commodities with high water content, commodities with high acid content, commodities with high fat content and dried commodities. No enforcement-monitoring method was available for animal commodities.

The methods reported to the Meeting and used in the supervised residue trials, processing studies and storage stability studies on crops, determined parent buprofezin and in some cases also the metabolite 4-hydroxybuprofezin or the metabolites reverse Schiff base and isopropylphenylurea. Macerated samples were extracted with acetone or ethyl acetate. The extract was cleaned up by solvent partition and/or column chromatography and/or solid phase extraction, if necessary. The final residue could then be determined by GC-NPD, GC-MS, HPLC-UV or HPLC-MS-MS. Determination of 4-hydroxybuprofezin generally required acetylation. LOQs were in the 0.005–0.1 mg/kg range for buprofezin and 4-hydroxybuprofezin, and in the 0.01–0.05 mg/kg range for reverse Schiff base and isopropylphenylurea.

The methods reported to the Meeting and used in the feeding studies and storage stability studies on animal commodities, determined parent buprofezin and/or the metabolites 4-hydroxybuprofezin, isopropylphenylurea or 4-hydroxyacetanilide. Macerated samples were typically extracted with acetonitrile. The extract was cleaned up by solvent partition and/or solid phase extraction. The final residue could then be determined by GC-NPD or GC-MS. The analytical method has a reported limit of quantification of 0.01 mg/kg in milk and 0.05 mg/kg in tissues for each analyte, but suffers from matrix interferences, thereby increasing the valid limit of quantification to levels of 0.04 mg/kg for 4-hydroxyacetanilide in milk, 0.07 mg/kg buprofezin in beef fat, and 0.1 mg/kg in beef liver.

The Meeting noted that conjugated forms of buprofezin and its metabolites are unlikely to be detected by the analytical methods described for plant and animal commodities because of the simple extraction methods used.

Stability of pesticide residues in stored analytical samples

The Meeting received information on the stability of buprofezin, 4-hydroxybuprofezin, reverse Schiff base and isopropylphenylurea in samples stored frozen.

Parent buprofezin was stable when stored frozen for up to 32 months in crops with high water content (32 months lettuce, 30 months tomatoes, 5 months cucumbers), up to 12 months in crops with high acid content (12 months citrus, 4 months grapes), up to 6 months in dry tomato pomace and tomato juice, and 6 months in tomato paste.

Metabolites reverse Schiff base and isopropylphenylurea were stable when stored frozen for 32 months in crops with high water content (32 months lettuce, 30 months tomatoes), 12 months in crops with high acid content (citrus), and 6 months in dry tomato pomace, tomato juice, and tomato paste. 4-Hydroxybuprofezin is stable when stored frozen for 12 months in crops with high acid content (12 months citrus) and 5 months in crops with high water content (5 months tomato and 3 months cucumber).

Parent buprofezin was stable when stored frozen at $-10\text{ }^{\circ}\text{C}$ for 10 months in beef fat and 10 months in milk (degraded at 12 months). Storage stability results for beef liver could not be interpreted because of the high variability in the analytical results.

The Meeting extrapolated 32 months of storage stability for apple, pear, persimmon, custard apple, mango and eggplant samples from crops with high water content. Samples in selected supervised residue trials on mandarins, oranges were stored for periods up to 3 years (mandarin) or 2 years (oranges) which is longer than the maximum storage period tested of 12 months for crops with high acid content. Because pH for tomatoes (4.3–4.5) is similar to pH for oranges (3.7–4.3) or mandarins, the Meeting considered the storage stability for citrus to be sufficiently covered. Storage stability data for orange juice, orange pomace, wine, grape juice and raisins were not available, although the samples were stored for a period of up to 2 years. Processed tomato samples were stored for periods of up to 8 months, longer than the maximum storage period tested at 6 months for tomato juice and 6 months for tomato paste. The Meeting considered the storage stability for processed commodities to be adequately covered by the storage stability data on the raw commodities.

Residue definition

In the metabolism studies [^{14}C]buprofezin was efficiently eliminated from cattle and hens. The absorbed dose was extensively metabolized and conjugated as indicated by the wide range of solvent polarities required to extract and partition radioactivity from the tissues, the necessity for acid or enzyme hydrolysis to release identifiable exocons and also the large amount of minor unidentifiable and bound metabolites. Based on the metabolism studies significant residues were not identified in animal commodities.

However, the Meeting noted that in a feeding study on lactating cows, where the dose rate was 6 times higher than in the metabolism study, residues of up to 0.02 and 0.12 mg/kg buprofezin were found in milk and beef fat, respectively. Taking into account the residues found in this feeding study, the residue is defined as buprofezin (no metabolites) for enforcement in animal products as well as for dietary risk assessment.

The log K_{ow} of 3.7 for buprofezin suggests fat solubility. The fat solubility of buprofezin was indicated in a poultry metabolism study where buprofezin levels (as mg/kg) in egg yolk were higher by a factor of 2 than in egg whites and by a feeding study in cows where buprofezin concentrated by a factor of 4 in cream as compared to whole milk. Buprofezin, however, was not detected in the fat of cows or poultry and could be removed easily by washing with water from plants surfaces. As a consequence, the Meeting considers the residue to be not soluble in fat.

Based on the available comparative plant metabolism studies, parent buprofezin is the major component (59–89% of the total residue) of the crops tested at short pre-harvest intervals (14–27 days). The Meeting concluded that parent buprofezin is a suitable analyte in plant commodities for enforcement purposes.

The remainder of the residue was identified, principally after hydrolysis, as reverse Schiff base, isopropylphenylurea, and the allophanate degradate, albeit at very low levels (less than 7% of the total residue). The reverse Schiff base and isopropylphenylurea were found in rat, but the

allophanate degradate was not. Based on toxicological data the Meeting considered the allophanate degradate toxicologically relevant.

Since unconjugated forms of allophanate degradate were only available at trace levels in cotton seeds, and the allophanate degradate could only be identified using strong acid hydrolysis conditions (dioxane:concentrated HCl, 5:2, v/v, 16 h 50 °C). The Meeting considered the allophanate degradate an artefact resulting from strong hydrolysis. No analytical methods were available to quantify free or conjugated allophanate degradate.

Although the allophanate degradate is, and some of the other metabolites might be, of toxicological relevance, the levels are so low that the Meeting agreed that they should be excluded from the residue definition for risk assessment.

The Meeting recommended the following as the residue definition for buprofezin:

Definition of the residue for compliance with the MRL or for estimation of the dietary intake for plants and animals: *buprofezin*

Results of supervised residue trials on crops

The Meeting received supervised residue trial data for buprofezin on lemons, mandarins, oranges, apples, pears, grapes, persimmons, custard apples, mangoes, cucumbers, egg plants and tomatoes.

Citrus fruits

Supervised field trials involving lemons were performed in New Zealand. GAP for citrus in New Zealand is for 2–4 applications at 0.013 kg ai/hL (PHI 14 days). In trials matching New Zealand GAP (2× 0.012 kg ai/hL, PHI 14 days), buprofezin residues in whole fruit were 0.22 mg/kg ($n = 1$). Buprofezin residues in lemon pulp were not available.

GAP for citrus in Australia is for 1–2 spray applications at 0.013–0.026 kg ai/hL (PHI 28 days) and in trials from New Zealand matching this GAP (2× 0.025 kg ai/hL, PHI 28 days), buprofezin residues in whole fruit were 0.40 mg/kg ($n = 1$). Buprofezin residues in lemon pulp were not available.

The Meeting agreed that the data corresponding to the New Zealand and Australian GAP were insufficient to estimate a maximum residue level for lemon.

Field trials involving mandarins were performed in Spain, Australia and Japan.

GAP for citrus in Spain is for 1 spray application at 0.013–0.025 kg ai/hL (PHI 7 days). In trials from Spain matching this GAP (1× 0.025 kg ai/hL, PHI 6–7 days), buprofezin residues in whole fruit were 0.11, 0.22, 0.23 (3), 0.41, 0.45, 0.46 mg/kg ($n = 8$). Buprofezin residues in mandarin pulp in these trials were < 0.01, 0.03, 0.04, 0.04, 0.05, 0.06 (3) mg/kg ($n = 8$).

GAP for citrus in Australia is for 1–2 spray applications at 0.013–0.026 kg ai/hL (PHI 28 days) and in trials from Australia matching this GAP (1–2× 0.024–0.026 kg ai/hL, PHI 28 days), buprofezin residues in whole fruit were 0.05, 0.33, 0.69 mg/kg ($n = 3$). Buprofezin residues in mandarin pulp in these trials were < 0.01 (2), 0.084 mg/kg ($n = 3$).

GAP for mandarin in Japan is for 1–3 spray applications at 0.017–0.025 kg ai/hL (PHI 14 days). In trials from Japan matching this GAP (2–3× 0.025 kg ai/hL, PHI 14 days), buprofezin residues in whole fruit were 0.07 (3) and 0.08 mg/kg ($n = 4$). Buprofezin residues in mandarin pulp in these trials were < 0.01 (3) and 0.02 mg/kg ($n = 4$).

The Meeting noted that the datasets from Australia and Japan were too small to estimate a maximum residue level. The Meeting agreed to use the dataset from Spain.

Field trials involving oranges were performed in Spain, USA, and Australia.

GAP for citrus in Spain is for 1 spray application at 0.013–0.025 kg ai/hL (PHI 7 days). In trials from Spain matching this GAP (1× 0.025 kg ai/hL, PHI 7–8 days), buprofezin residues in whole

fruit were 0.17 (2), 0.19, 0.21 (2), 0.23, 0.32, 0.37 mg/kg ($n = 8$). Buprofezin residues in orange pulp in these trials were 0.03, 0.04 (4), 0.05, 0.10 mg/kg ($n = 7$).

Trial data from the USA did not match the available GAP for that country.

GAP for citrus in Australia is for 1–2 spray applications at 0.013–0.026 kg ai/hL (PHI 28 days) and in trials from Australia matching this GAP (2×0.025 kg ai/hL, PHI 29 days), buprofezin residues in whole fruit were 0.05, 0.067, 0.12 mg/kg ($n = 3$). Buprofezin residues in orange pulp in these trials were < 0.01 , 0.011, 0.021 mg/kg ($n = 3$).

GAP for citrus in New Zealand is for 2–4 spray applications at 0.013 kg ai/hL (PHI 14 days) and in trials from Australia matching this GAP (2×0.012 kg ai/hL, PHI 14 days), buprofezin residues in whole fruit were 0.051 and 0.11 mg/kg ($n = 2$). Buprofezin residues in orange pulp in these trials were 0.011 and 0.030 mg/kg ($n = 2$).

The Meeting noted that the individual datasets from Australia and New Zealand were too small to estimate a maximum residue level. The Meeting agreed to use the dataset from Spain.

The Meeting noted that GAPs for mandarin and orange were the same and that the datasets were from similar populations and could be combined. Buprofezin residues in whole fruit in ranked order were: 0.11, 0.17, 0.19, 0.21, 0.21, 0.22, 0.23, 0.23, 0.23, 0.23, 0.32, 0.37, 0.41, 0.45, 0.46 mg/kg ($n = 16$). Buprofezin residues found in the pulp were: < 0.01 , 0.03 (2), 0.04 (6), 0.05 (3), 0.06 (3), 0.10 mg/kg ($n = 16$).

The Meeting agreed that the mandarin and orange data could be used to support a citrus fruit commodity group maximum residue level and estimated a maximum residue level of 1 mg/kg for buprofezin on citrus fruit and estimated an STMR of 0.04 mg/kg and an HR of 0.10 mg/kg for buprofezin in the edible portion of citrus fruit. For purposes of calculating residues in processed citrus commodities an STMR of 0.23 mg/kg and an HR of 0.46 mg/kg was estimated based on whole fruit orange.

The Meeting withdrew its previous recommendation of 0.5 mg/kg for oranges, sweet and sour.

Pome fruits

Field trials involving apples were performed in New Zealand. Trials performed in New Zealand did not match with the available GAP for New Zealand or Australia.

The Meeting agreed that there was insufficient data to estimate a maximum residue level for apples.

Field trials involving pears were performed in Australia.

GAP for pears in Australia is for 2 spray applications at 0.013–0.026 kg ai/hL (PHI 56 days) and in trials from Australia matching this GAP ($2\text{--}3 \times 0.026$ kg ai/hL, PHI 52–62 days), buprofezin residues in whole fruit were 0.02, 0.04, 0.05, 0.05 mg/kg ($n = 4$).

GAP for pome fruit in New Zealand is for 3 spray applications at 0.013 kg ai/hL (PHI 56 days) and in trials from Australia matching this GAP ($2\text{--}3 \times 0.013$ kg ai/hL, PHI 52–62 days), buprofezin residues in whole fruit were < 0.01 (2), 0.02, 0.03 mg/kg ($n = 4$).

The Meeting noted that the individual datasets from Australia and New Zealand were too small to estimate a maximum residue level. As the GAPs were different, data could not be combined. The Meeting agreed that there was insufficient data to estimate a maximum residue level for pears.

Berries and other small fruits

Trials involving field-grown grapes were performed in Germany, France, Italy, USA, and Australia. Trials involving greenhouse-grown grapes were performed in Japan.

Trials performed in Germany, France and Italy did not match available GAPs for Switzerland or Italy.

Trials performed in the USA did not match the available GAP for the USA.

GAP for grapes in Australia consists of 2 applications at 0.013–0.026 kg ai/hL (PHI 56 days) and in field trials from Australia matching this GAP (2–3× 0.026 kg ai/hL, PHI 56–57 days), buprofezin residues in grapes were 0.02, 0.03, 0.07, 0.09, 0.19 mg/kg ($n = 5$).

GAP for grapes in New Zealand is for 2 spray applications at 0.013 kg ai/hL (no PHI, pre-flowering applications only) and in field trials from Australia matching this GAP (3× 0.013 kg ai/hL, pre-flowering), buprofezin residues found in grapes were < 0.01 (2) mg/kg ($n = 2$).

GAP for grapes in Japan is for 1–2 spray applications at 0.007–0.020 kg ai/hL (PHI 30 days) and in greenhouse trials from Japan matching this GAP (2× 0.013–0.020 kg ai/hL, PHI 30–31 days), buprofezin residues found in grapes were 0.18, 0.22, 0.28, 0.29 mg/kg (4).

The Meeting noted that the individual datasets from Australia, New Zealand and Japan were too small to estimate a maximum residue level. As the GAPs were substantially different, the meeting decided that the data sets could not be combined. The Meeting therefore agreed that there was insufficient data available to estimate a maximum residue level for grapes.

Persimmons

Field trials involving persimmons were performed in Australia. GAP for persimmons in Australia is for 1–2 applications at 0.026 kg ai/hL (PHI 28 days) and in field trials from Australia matching this GAP (2× 0.026 kg ai/hL, PHI 28 days), buprofezin residues in whole fruits were 0.44 and 0.46 mg/kg ($n = 2$). The analytical method used to determine the residue values was insufficiently described and validated.

The Meeting agreed that there was insufficient data available to estimate a maximum residue level for persimmons.

Assorted tropical and subtropical fruits – inedible peel

Custard apple

Field trials involving custard apples were performed in Australia. GAP for custard apples in Australia is for 1–2 spray applications at 0.013–0.026 kg ai/hL (PHI 14 days) and in field trials from Australia matching this GAP (2× 0.024 kg ai/hL, PHI 14 days), buprofezin residues in whole fruits were 0.04 and 0.05 mg/kg ($n = 2$). Buprofezin residues in custard apple pulp were not available.

The Meeting agreed that there was insufficient data available to estimate a maximum residue level for custard apples.

Mangoes

Field trials involving mangoes were performed in Australia. GAP for mangoes in Australia is for 1–2 applications at 0.026 kg ai/hL (PHI 28 days) and in field trials from Australia matching this GAP (2× 0.025 kg ai/hL, PHI 28 days), buprofezin residues in whole fruits were < 0.01, < 0.01, 0.01, 0.03, 0.045 mg/kg ($n = 5$). Buprofezin residues determined in mango pulp from three of these trials were < 0.01, < 0.01, < 0.01 mg/kg ($n = 3$).

The Meeting estimated a maximum residue level of 0.1 mg/kg for buprofezin in mango whole fruit and estimated an STMR of 0.01 mg/kg and HR of 0.01 mg/kg for buprofezin in mango pulp.

Cucumbers

Trials involving field-grown cucumbers were performed in Spain, Greece and the USA. Trials involving indoor-grown cucumbers were performed in the UK, France, Italy, Spain, Australia and Japan.

Trials on field-grown cucumbers performed in Spain and Greece did not match the available GAPs from Spain, Greece, Italy and Portugal.

Trials on field-grown cucumbers performed in the USA did not match the available GAP from the USA.

GAP for cucumbers in Hungary is for applications at 0.25 kg ai/ha (PHI 3 days) and in indoor trials from the UK, France, Italy, and Spain matching this GAP (2× 0.20–0.28 kg ai/ha, PHI 3 days), buprofezin residues in whole fruit were < 0.01, 0.03 (3), 0.04 (2), 0.06, 0.09 mg/kg ($n = 8$) for SC formulations, and < 0.01, 0.03, 0.04, 0.10 mg/kg ($n = 4$) for WP formulations at the same locations. The Meeting noted that the residue populations corresponding to SC and WP formulations were from similar populations and as they were from the same location should be treated as replicates, i.e., only one residue should be selected per location. The Meeting therefore agreed to use only the dataset corresponding to the highest residue from each location. This resulted in the following dataset: < 0.01, 0.03, 0.03, 0.03, 0.04, 0.04, 0.06, 0.10 mg/kg ($n = 8$).

GAP for glasshouse cucumbers in Australia and New Zealand did not match with the indoor trials performed in Australia.

GAP for cucumbers in Japan is for 1–3 spray applications at 0.025 kg ai/hL (PHI 1 day) and in indoor trials from Japan matching this GAP (3× 0.020 kg ai/hL, PHI 1 day), buprofezin residues in whole fruit were 0.34 and 0.44 mg/kg ($n = 2$).

The Meeting noted that the dataset from Japan was too small to estimate a maximum residue level and agreed to use the dataset corresponding to Hungarian GAP.

The Meeting estimated a maximum residue level of 0.2 mg/kg for buprofezin in cucumber and estimated an STMR of 0.035 mg/kg and HR of 0.10 mg/kg for buprofezin in cucumber.

The Meeting withdrew its previous recommendation of 1 mg/kg for cucumber.

Fruiting vegetables other than cucurbits

Eggplant

Trials involving indoor-grown eggplants were performed in Spain.

GAP for eggplants in France is for spray applications at 0.13 kg ai/ha (PHI 5 days) and in trials from Spain matching this GAP (1× 0.14 kg ai/ha, PHI 4 days), buprofezin residues in whole fruit were 0.05 mg/kg ($n = 1$).

The Meeting agreed that the data were insufficient to estimate a maximum residue level for egg plants.

Tomatoes

Trials involving field-grown tomatoes were performed in Spain, Greece, France and the USA. Trials involving indoor-grown tomatoes were performed in the UK, France, Italy, Spain, New Zealand, and Japan.

Trials on field-grown tomatoes performed in Spain, Greece and France did not match the available GAPs from Spain, Greece, France, Italy and Portugal.

The GAP for tomatoes in the USA is for 1–2 applications at 0.28–0.43 kg ai/ha (PHI 7 days) and in trials on field-grown tomatoes from the USA matching this GAP (2× 0.42–0.43 kg ai/ha, PHI 7 days), buprofezin residues in whole fruit were 0.031 mg/kg ($n = 1$).

The GAP for tomatoes in Hungary is for spray applications at 0.13–0.25 kg ai/ha (PHI 3 days) and the GAP for Poland is for 2–4 spray applications at 0.012–0.025 kg ai/hL (PHI 3 days). In indoor trials from UK, France, Italy, and Spain matching this GAP (3× 0.23–0.27 kg ai/ha = 3× 0.025 kg ai/hL, PHI 3 days), buprofezin residues in whole fruit were 0.05, 0.12, 0.16, 0.17, 0.30, 0.35, 0.52 (2) mg/kg ($n = 8$) for the SC formulations and 0.13, 0.17, 0.24 mg/kg ($n = 3$) for the WP formulations applied at the same locations. The Meeting noted that the residue populations corresponding to SC and WP formulations were from similar populations and as they were from the same location should be treated as replicates, i.e., only one residue should be selected per location.

The Meeting therefore agreed to use only the dataset corresponding to the highest residue from each location. This resulted in the following dataset: 0.05, 0.12, 0.16, 0.17, 0.30, 0.35, 0.52 (2) mg/kg ($n = 8$).

GAP for glasshouse tomatoes in New Zealand is for 1–2 applications at 0.013 kg ai/hL (PHI 3 days) and in indoor trials from New Zealand matching this GAP (0.012 kg ai/hL, PHI 4 days), buprofezin residues in whole fruit were 0.14 mg/kg ($n = 1$).

GAP for tomatoes in Japan is for 1–3 spray applications at 0.013–0.025 kg ai/hL (PHI 1 day) and in indoor trials from Japan matching this GAP (3×0.025 kg ai/hL, PHI 1 day), buprofezin residues in whole fruit were 0.31 and 0.40 mg/kg ($n = 2$).

The Meeting noted that the individual datasets from New Zealand and Japan were too small to estimate a maximum residue level and agreed to use the dataset corresponding to Hungarian and Polish GAP.

The Meeting estimated a maximum residue level of 1 mg/kg for buprofezin in tomatoes and estimated an STMR of 0.24 mg/kg and HR of 0.52 mg/kg for buprofezin in tomatoes.

The Meeting confirmed its previous recommendation of 1 mg/kg for tomatoes.

Fate of residues in storage

Not applicable.

Fate of residues during processing

The Meeting received information on the fate of buprofezin under simulated processing conditions and on the fate of incurred residues of buprofezin during the processing of oranges, grapes, and tomatoes.

An aqueous solution of [phenyl-¹⁴C]buprofezin was treated for 20 min at 90 °C at pH 4 (pasteurization), 60 minutes at 100 °C at pH 5 (brewing/baking/boiling), or for 20 minutes at 120 °C at pH 6 (sterilization). Degradation proceeded in the order pH 4 > pH 5 > pH 6 and 28.2%, 30.5%, 76% of the applied radioactivity remained as unchanged buprofezin after processing. Degradation proceeded via opening of the thiadiazinane ring to form thiobiuret (6.6–43%) followed by amide cleavage to produce isopropylphenylurea (5.3–31%) and aniline (7.2–18.9%) or replacement of the sulfur with oxygen to form biuret (< 4%).

The degradation products formed during simulated processing conditions are identical to the degradation products formed during hydrolysis in sterile water at low pH (pH 5), except that hydrolysis during simulated processing conditions proceeds further to aniline.

The degradation products isopropylphenylurea, biuret and thiobiuret were found in the rat metabolism study, but the degradation product aniline was not. Aniline is considered toxicologically relevant, but can come from sources other than buprofezin and could not therefore be included in a residue definition for risk assessment. Additional toxicological studies were available for biuret and thiobiuret and the Meeting considered these degradates toxicologically relevant.

In a processing study on tomatoes, where tomatoes were treated at 1× and 3× rate (3×0.25 and 3×0.75 kg ai/ha), biuret was not detected in any samples. Thiobiuret was not detected in the majority of samples, but was found in the 3× rate treatment at 0.02 mg/kg in two juice and two puree samples and at 0.01 mg/kg in one wet pomace and one canned tomato sample. The concentration ratios buprofezin: isopropylphenylurea: thiobiuret were 14:0.5:1.0 and 6.5:1.0:1.0 for the juices sample, 26:10:1.0 and 20:13:1.0 for the puree samples, 110:14:1.0 for the wet pomace sample and 11:1.0:1.0 for the canned tomato sample. The ratios in juice and canned tomatoes resemble the ratios found in the simulated processing study at pH 6. Since biuret was not detected and the concentration level of thiobiuret was at maximum six times lower than the parent compound, the Meeting concluded that the residue definition for plant commodities is also suitable for the residues in processed plant commodities.

Buprofezin

In the processed tomato commodities the isopropylphenylurea degradate was always present at levels lower than the parent. This was not the case in the processing study provided on grapes, where isopropylphenylurea was found at levels higher than the parent in white wine and grape juice. Since the level of isopropylphenylurea might be indicative for increased levels of thiobiuret, the Meeting considers additional quantitative data on thiobiuret in other processed commodities desirable.

Two processing studies were undertaken in which field treated oranges were processed into juice and wet or dry pomace. Calculated processing factors for buprofezin parent were 0.56, 0.58 for orange juice, 1.5 and 2.0 for wet pomace and 4.5 and 6.0 for dry pomace.

Fifteen processing studies were undertaken in which field treated grapes were processed into juice, white wine, red wine and raisins. Several processing studies were disregarded because residue levels in the raw agricultural commodity were near or below the LOQ and relevant processing factors could not be calculated. Calculated processing factors for buprofezin parent were 0.31 and 0.35 for grape juice, 0.51, 0.56, 0.69 and 0.78 for white wine, 0.52 for red wine, 1.0 and 1.7 for raisins.

Four processing studies were undertaken in which field or indoor treated tomatoes were processed into juice, canned tomatoes, puree, ketchup and wet/dry pomace. Calculated processing factors for buprofezin were 0.18, 0.2, 0.2, 0.21, 0.22, 0.22, 0.31, 0.42, 0.38, 0.75 for pasteurized tomato juice, 0.03, 0.09, 0.1, 0.11, 0.17, 0.19, 0.19, 0.2, 0.26, < 0.3 for canned whole tomatoes, 0.5, 0.71, 0.8, 0.81, 0.89, 0.9, 0.91, 0.95, 0.96, 1.0, 2.0 for tomato puree, 0.45, 0.47, 0.5, 0.5, 0.52, 0.67, 0.67, 0.69, 0.88, 1.2 for tomato ketchup, 2.3, 3.8, 4.1, 4.2, 5.2, 7.5 for wet tomato pomace, and 9.0, 15, 19, 20, 24, 40 for dry tomato pomace.

The Meeting considered the appropriate HR-P and STMR-P to be used in the livestock dietary burden calculation or dietary intake calculation. In the table below, relevant processing factors for citrus and tomatoes are summarized. The Meeting decided to extrapolate the processing factor for orange juice to citrus juice, to extrapolate the processing factor for canned tomatoes to peeled tomatoes and to extrapolate the processing factor for tomato puree to tomato paste.

Using the HR for tomatoes (0.52 mg/kg), the Meeting estimated HR-Ps for their processed commodities as listed below. Furthermore, using the STMRs for citrus whole fruit and tomatoes (0.23, 0.24 mg/kg, respectively), the Meeting estimated STMR-Ps for these commodities as listed below.

| Codex Code | Commodity | Processing factors | Processing factor (median or best estimate) |
|------------|------------------|--------------------|---|
| - | Citrus juice | 0.56, 0.58 | 0.57 |
| AB0001- | Citrus pulp, dry | 4.5, 6.0 | 5.25 |

| Codex Code | Commodity | Processing factors | Processing factor (median or best estimate) | |
|---------------|-----------------|--|--|-------|
| JF0448 | Tomato juice | 0.18, 0.2, 0.2, 0.21, 0.22, 0.22, 0.31, 0.42, 0.38, 0.75 | 0.22 | |
| - | Tomato paste | 0.5, 0.71, 0.8, 0.81, 0.89, 0.9, 0.91, 0.95, 0.96, 1.0, 2.0 | 0.9 ^a | |
| - | Tomato, peeled | 0.03, 0.09, 0.1, 0.11, 0.17, 0.19, 0.19, 0.2, 0.26, < 0.3 | 0.17 ^b | 0.041 |

^a extrapolated from tomato puree

^b extrapolated from canned tomatoes

The Meeting estimated an MRL of 2 mg/kg on a dry weight basis for Citrus pulp, dry.

Farm animal dietary burden

The Meeting estimated the dietary burden of buprofezin residues in farm animals from the diets listed in the Table of OECD Feedstuffs as published in Annex 6 of the 2006 JMPR Report³. Orange dry pomace was the only feedstuff identified as relevant to cattle. Poultry were not exposed to buprofezin through pesticide treated feed that was evaluated by the Meeting. A mean and maximum dietary burden of 0.40 ppm of dry matter diet was estimated for beef and dairy cattle in Australia as is shown in the table below.

Animal dietary burden for buprofezin, expressed as ppm of dry matter diet

| | US-Canada | | EU | |
|--|-----------|------|-----|------|
| | max | mean | max | mean |
| | | | | |

³ identical to OECD, series on testing and assessment number 64, series on pesticides number 32, ENV/JM/MONO(2006)32

| | | | | |
|-------------------------------------|------|------|------|------|
| beef c a t t l e | 0.13 | 0.13 | 0.07 | 0.07 |
| dairy c a t t l e | 0.13 | 0.13 | 0.26 | 0.26 |

^a Highest mean and maximum beef or dairy cattle dietary burden suitable for maximum residue level and STMR estimates for mammalian meat and maximum residue level and STMR estimates for milk.

Farm animal feeding studies

The Meeting received a feeding study on lactating cows. Four groups of three lactating Holstein cows were dosed twice daily via gelatin capsules at levels of 0.0–5.0–15–50 ppm dry weight feed for 28 consecutive days. Taking the average body weight of 544 kg, this dose was equivalent to 0.0–0.22–0.66–2.2 mg ai/kg bw/d. Milk was collected throughout the study on days 2, 4, 7, 10, 14, 17, 21, 24 and 28 and tissues were collected on day 29 within 24 h after the last dose.

Residues of up to 0.02 mg/kg buprofezin were found in milk and residues of up to 0.12 mg/kg buprofezin were found in beef fat from cows dosed at the highest level.

Animal commodity maximum residue levels

In a feeding study where lactating cows were dosed at 5.0 and 15 ppm dry feed, no parent buprofezin residues were detected in tissues and milk. Therefore, no residues are to be expected in tissues and milk at the mean and maximum calculated dietary burden of 0.40 ppm.

The Meeting estimated a maximum residue level for buprofezin of 0.01* mg/kg for milks and 0.05* mg/kg for meat from mammals other than marine mammals and mammalian edible offal. The Meeting estimated STMRs and HRs of 0 mg/kg in milk, muscle, and edible offal of mammals.

RECOMMENDATIONS

On the basis of the data from supervised trials the Meeting concluded that the residue levels listed below are suitable for establishing maximum residue limits and for IEDI and IESTI assessment.

Definition of the residue for compliance with the MRL and for estimation of dietary intake, both for animal and plant commodities: *buprofezin*

Summary of recommendations

| CCN | Commodity | Recommended MRL mg/kg | | STMR or STMR-P mg/kg | HR or HR-P mg/kg |
|---------|-------------------------|--------------------------|----------|-------------------------|---------------------|
| | | New | Previous | | |
| FC 0001 | Citrus fruit | 1 | - | 0.04 | 0.10 |
| JF 0001 | Citrus juice | - | - | 0.13 | - |
| FC 0004 | Oranges, sweet and sour | W | 0.5 | - | - |
| FI 0345 | Mango | 0.1 | - | 0.01 | 0.01 |
| VC 0424 | Cucumber | 0.2 | 1 | 0.035 | 0.10 |
| VO 0448 | Tomato | 1 | 1 | 0.24 | 0.52 |

| | | | | | |
|---------|---|--------|---|-------------|-------|
| JF 0448 | Tomato juice | - | - | 0.053 | - |
| VW 0448 | Tomato paste | - | - | 0.22 | - |
| | Tomato, peeled | - | - | 0.041 | 0.088 |
| MM 0095 | Meat (from mammals other than marine mammals) | 0.05* | - | 0 | 0 |
| MO 0105 | Edible offal (mammalian) | 0.05* | - | 0 | 0 |
| ML 0106 | Milks | 0.01* | - | | |
| | | | | | |
| AB 0001 | Citrus pulp, dry | 2 (dw) | - | 1.2 (fresh) | - |

FURTHER WORK OR INFORMATION

None required.

DIETARY RISK ASSESSMENT

Long-term intake

The International Estimated Daily Intakes (IEDI) for buprofezin was calculated from recommendations for STMRs for raw commodities in combination with consumption data for corresponding food commodities. The results are shown in Annex 3 of the 2008 Report of the JMPR.

The International Estimated Daily Intakes (IEDI) of in the 13 GEMS/Food cluster diets, based on the estimated STMRs were in the range 0–9% of the maximum ADI of 0.009 mg/kg bw. The Meeting concluded that the long-term intake of residues of buprofezin from uses considered by the Meeting is unlikely to present a public health concern.

Short-term intake

The International Estimated Short-term Intake (IESTI) for buprofezin was calculated for the food commodities for which STMRs or HRs were estimated and for which consumption data were available. The residue value for citrus was entered separately for orange, lemon, mandarin, and grapefruit. The results are shown in Annex 4 of the 2008 Report of the JMPR.

The International Estimated Short-term Intake (IESTI) varied from 0–1% of the ARfD (0.5 mg/kg bw) for the general population. The IESTI varied from 0–3% of the ARfD for children 6 years and below. The Meeting concluded that the short-term intake of residues of buprofezin from uses considered by the Meeting is unlikely to present a public health concern.

REFERENCES

References were submitted by the sponsor Nihon Nohyaku, Japan and by the Australia Government.

| Code | Author | Year | Title, Institute & report number, Submitting manufacturer and report code, GLP/Non-GLP. Published/Unpublished |
|------|---------------|------|--|
| - | AgriSolutions | 2005 | Determination of residues of buprofezin in vegetables by GC/MS. AgriSolutions Australia Pty Ltd, Deception Bay, QLD, Australia. Laboratory Method ALM-044, Project no HVG04072, Study no AVG270, 8 March 2005. Submitted by Australia. Non-GLP. Not published. |

| Code | Author | Year | Title, Institute & report number, Submitting manufacturer and report code, GLP/Non-GLP. Published/Unpublished |
|------------|--------------------------|-------|---|
| E-1015 | Allan JG and Singer SS | 1995 | The aqueous hydrolysis of [UL-14C]-buprofezin at pH 5, pH 7 and pH 9. AgrEvo Research Center, Pikeville, NC, USA. Study no 517BF, 5 May 1995. Submitted by Nihon Nohyaku, Japan, code no E-1015. GLP. Not published. |
| R-1096 | Barnard G and Tate S | 1998 | Buprofezin and its metabolites BF09 and BF12 six months stability trial in oranges stored at ~ -18°C. Huntingdon Life Sciences Ltd, Eye, Suffolk, England. Study number NHH/091, report no NHH091/983151, 9 July 1998. Submitted by Nihon Nohyaku, Japan, Code No R-1096. GLP. Not published. |
| NHH 0143 | Bartolomé J | 2008 | Buprofezin. Residue study (processing) with buprofezin 250 g/kg WP applied to indoor tomatoes in Spain in 2008. Huntingdon Life Sciences Ltd, Huntingdon, Cambridgeshire, UK. Study number NHH/0143, 11 Sept 2008. Submitted by Nihon Nohyaku, Japan, GLP. Not published. <i>Document not fully authorised, was distributed during the Meeting.</i> |
| R-1023 | Caley CY and Cameron BD | 1988 | The disposition and metabolism of buprofezin in the tomato. Inveresk Research International, Musselburgh, Scotland. IRI project no 135868, report no 4522, 3 February 1988. Submitted by Nihon Nohyaku, Japan, Code No R-1023. GLP. Not published. |
| PC-1003 | Campbell C and MacLean K | 1993 | Buprofezin: Analytical method validation and physico-chemical testing on buprofezin, Inveresk Research International, Tranent, Scotland. IRI project no 354816, report no 9176, 20 September 1993. Submitted by Nihon Nohyaku, Japan, Code No. PC-1003. GLP. Not published. |
| R-1164 | Carringer SJ | 2005 | Volume 2. Magnitude of the residue of buprofezin and its metabolites in grape raw agricultural commodities following applications of APPLAUD 70®WP. Morse Laboratories, Inc., Sacramento, CA, USA. Study no TCI-04-088, IR-4 PR no 09478, 17 August 2005. Submitted by Nihon Nohyaku, Japan, Code No R-1164. GLP. Not published. |
| DERBI 1944 | Cowles J | 2003a | Buprofezin residues in custard apples after two applications of Applaud insecticide in the 1998 – 1999 season. Dow AgroSciences Australia Ltd, Frenchs Forest, NSW, Australia. Report No. GHF-P 1944, study plan 098476, 2 April 2003. Submitted by Australia. Non-GLP. Not published. Includes Analytical Summary Report. Dow AgroSciences, 9 February 2000, 11 pages. |
| DERBI 1945 | Cowles J | 2003b | Magnitude of residues of buprofezin in mangoes after the application of Applaud insecticide in the 1998 – 1999 season. Dow AgroSciences Australia Ltd, Frenchs Forest, NSW, Australia. Report No. GHF-P 1945, study plan 098477, DERBI 1945, 12 December 2003. Submitted by Australia. Non-GLP. Not published. Includes Analytical summary report. Dow AgroSciences, 9 February 2000, 12 pages. |
| DERBI 1946 | Cowles J | 2003c | Magnitude of residues of buprofezin in citrus (oranges and mandarins) after two applications of Applaud insecticide in the 1999 season. Dow AgroSciences Australia Ltd, Frenchs Forest, NSW, Australia. Report No. GHF-P 1946, study plan 098478, DERBI 1946, 12 December 2003. Submitted by Australia. GLP. Not published. Includes Analytical Summary Report, Dow AgroSciences, 9 February 2000, 13 pages. |
| DERBI 2792 | Cowles J | 2004a | Residues of buprofezin in Australian grapes at harvest after two applications of Applaud insecticide at three vine stages in the 2001 – 2002 season. Dow AgroSciences Australia Ltd, Report No. GHF-P 2792, Study plan 029002, DERBI 2792, 24 February 2004. Submitted by Australia. GLP. Not published. Includes Analytical Summary Report, AMDEL report no 2L00209, 26 July 2002, 14 pages. |
| DERBI 2795 | Cowles J | 2004b | Residues of buprofezin in Australian pears at harvest after two applications of Applaud 40SC insecticide in the 2001 – 2002 season. Dow AgroSciences Australia Ltd, Frenchs Forest, NSW, Australia. Report No. GHF-P 2795, study plan 029003, DERBI 2795, 3 May 2004. Submitted by Australia. GLP, Not |

| Code | Author | Year | Title, Institute & report number, Submitting manufacturer and report code, GLP/Non-GLP. Published/Unpublished |
|------------|----------------------|-------|---|
| | | | published. |
| DERBI 2839 | Cowles J | 2004c | Includes Analytical Summary Report, AMDEL Ltd, Report no 2L00210, 26 July 2002, 14 pages. Buprofezin residues in Australian pears at harvest after three applications of Applaud insecticide in the 2002 – 2003 season. Dow AgroSciences Australia Ltd, Frenchs Forest, NSW, Australia. Report No. GHF-P 2839, study plan no 020082, DERBI 2839, 3 May 2004. Submitted by Australia. GLP. Not published. |
| DERBI 2842 | Cowles J | 2004d | Includes Analytical Summary Report, Agrisearch Analytical, report no 03-0206, 12 November 2003, 16 pages. Residues of buprofezin in Australian grapes at harvest after three applications of Applaud insecticide at two vine stages in the 2002 – 2003 season. Dow AgroSciences Australia Ltd, Frenchs Forest, NSW, Australia. Report No. GHF-P 2842, study plan 020083, 3 May 2004. Submitted by Australia. GLP. Not published. |
| R-1174 | Dacus SC and Lopes A | 2000 | At-harvest buprofezin-derived residues in or on Valencia Oranges following sequential applications of APPLAUD at its highest rate and shortest Pre-Harvest Interval – USA, 1998. Aventis CropScience, Pikeville, NC, USA. Study identification/report no BF98R001, Code AE F064503 00 WP70 A1, Document no B002842, 8 August 2000. Submitted by Nihon Nohyaku, Japan, Code No R-1174. GLP. Not published. |
| - | DFG | 1999 | Modular Multi Method L 00.00-34 of the Official Collection of test methods according to para 64 LFGB (Food, Commodity and Feed Code) former para 35 LMBG (German Foods and Commodities Act), November 1999, Bundesinstitut fuer gesundheitlichen Verbraucherschutz und Veterinaermedizin, edited by Beuth Verlag GmbH, Berlin. Non-GLP. Published. |
| R-1156 | Domenichini P | 2003a | Generation of wine and table grape samples, suitable for residue analysis following application of buprofezin 25% WP and 40% SC. Sipcam S.p.A., Salerano, LO, Italy. Study number BU2, Analytical Phase Identification SIP1366, 3 November 2003. Submitted by Nihon Nohyaku, Japan, Code No R-1156. GLP. Not published. |
| R-1182 | Domenichini P | 2003b | Generation of wine and table grape samples, suitable for residue analysis following application of buprofezin 25% WP and 40% SC and for processed commodity of wine grape. Sipcam S.p.A., Salerano, LO, Italy. Study number BU1, Analytical Phase Identification SIP1324, 26 September 2003. Submitted by Nihon Nohyaku, Japan, Code No R-1182. GLP. Not published. |
| - | Dow Elanco | 1990a | Analytical method. Determination of residues of buprofezin and its p-hydroxy metabolite in tomato. Dow Elanco (NZ) Ltd, New Plymouth, New Zealand. Analytical method identification no RM89001, 18 May 1990. Submitted by Australia. Non-GLP. Not published. |
| - | Dow Elanco | 1990b | Analytical Method. Determination of Residues of Buprofezin and its p-Hydroxy metabolite in apple. Dow Elanco (NZ) Ltd, New Plymouth, New Zealand. Analytical Method Identification no RM89003, 13 September 1990. Submitted by Australia. Non-GLP. Not published. |
| - | Drew H and Drew J | 2003 | Insecticide residue trials in persimmons for off-label permit extensions and approvals. Horticulture Australia, Sydney, Australia. Project No. FR02020, 15 May 2003. Submitted by Australia. Non-GLP. Not published. |
| R-1142 | Gillis N | 2004 | Final report on project AF/6768/NN - To determine the magnitude of buprofezin residues at intervals and at harvest in the raw agricultural commodity cucumber (field) resulting from two applications of Buprofezin 25 WP, in Spain and Greece during 2002. Agrisearch UK Ltd., Melbourne, Derbyshire, UK. Report no AF/6768/NN, 14 September 2004. Submitted by Nihon Nohyaku, Japan, Code No R-1142. GLP. Not published. |

| Code | Author | Year | Title, Institute & report number, Submitting manufacturer and report code, GLP/Non-GLP. Published/Unpublished |
|----------------|---------------------------|-------|---|
| R-1123 | Goodband T | 2003 | Final report on project AF/6122/NN - To determine the magnitude of buprofezin residues at intervals and harvest in the raw agricultural commodity cucumber (field) resulting from two applications of Buprofezin 25 WP in Spain and Greece, in 2001. Agrisearch UK Ltd., Melbourne, Derbyshire, UK. Report no AF/6122/NN, 31 January 2003. Submitted by Nihon Nohyaku, Japan, Code No R-1123. GLP. Not published. |
| DC-10 | Goto M | 1983 | Residue analysis report. The Institute of Environmental Toxicology, Japan. Report no 58P-5-113, 2 November 1983. Submitted by Nihon Nohyaku, Japan, Data Catalogue 10. Non-GLP. Not published. |
| DC-13 | Goto M | 1985 | Residue Analysis Report. The Institute of Environmental Toxicology, Japan. Report no 60P-6-75, 2 December 1985. Submitted by Nihon Nohyaku, Japan, Data Catalogue 13. Non-GLP. Not published. |
| NHH 0144 | Harper J | 2008 | Buprofezin and BF-25. Validation of the methodology for the determination of residues of buprofezin and BF-25 in tomato fruit, puree and ketchp. Huntingdon Life Sciences, Huntingdon, Cambridgeshire, UK, project no NHH0144. Submitted by Nihon Nohyaku, Japan. GLP. Not published. |
| DERBI 47076 | Harris BM | 1996 | Residues from post-flower applications of buprofezin to apples in New Zealand, 1995/96. DowElanco (NZ) Ltd, New Plymouth, New Zealand. Report No. GHF-P-1519, protocol number PA95H5A003, DERBI no 47076, August 1996. Submitted by Australia. Non-GLP. Not published. |
| - | Hastings M and Patel K | 2000 | Determination of Residues of Buprofezin in Citrus, Mangoes and Custard Apples by High Performance Liquid Chromatography with +APCI Tandem Mass Spectroscopy Detection. Dow AgroSciences, Wantage, Oxon, UK. Study no RV99-008, method no GRM 99.19, 23 February 2000. Submitted by Australia. Non-GLP. Not published. |
| E-1010 | Hori K | 1991 | Measurement of water solubility of buprofezin by column elution method. Chemical Inspection & Testing Institute, Japan. Test number 80637, Report no P91-0637, 5 December 1991. Submitted by Nihon Nohyaku, Japan, Code no E-1010. GLP. Not published. |
| R-1081 | Huang MN | 1997 | Metabolism of [14C]-buprofezin in laying hens. AgrEvo USA Company, Pikeville, NC, USA. Laboratory project ID 523BF, Report no BF97E523, 27 August 1997. Submitted by Nihon Nohyaku, Japan, Code No R-1081. GLP. Not published. |
| R-1068 | Huang MN and Smith SN | 1995 | Metabolism of [14C]-buprofezin in a lactating cow. AgrEvo USA Company, Pikeville, NC, USA. Study no 513BF, 13 June 1995. Submitted by Nihon Nohyaku, Japan, Code No.: R-1068. GLP. Not published. |
| R-1082 | Huang MN and Smith SN | 1997 | Analysis of metabolites in tissues following administration of [14C]-buprofezin to a lactating dairy cow. AgrEvo USA Company, Pikeville, NC, USA. Laboratory project ID 548BF, Report no BF97E548, 1 October 1997. Submitted by Nihon Nohyaku, Japan, Code No R-1082. GLP. Not published. |
| PC- 1019 | Husband R | 1995 | Buprofezin: Vapour pressure and UV-VIS spectral data of pure material, Zeneca Agrochemicals, Bracknell, Berkshire, UK. Study no 94JH182, Report no RJ1788B, February 1995. Submitted by Nihon Nohyaku, Japan, Code No. PC-1019. GLP. Not published. |
| PC- 1091 | Ihara T | 2006 | Partition coefficients of buprofezin in n-octanol/buffer solutions, Research Center, Nihon Nohyaku Co., Ltd., Kawachinagano, Osaka, Japan. Study protocol number GE-05, 06-0178, Report number LSRC-A06-201A, 14 September 2006. Submitted by Nihon Nohyaku, Japan, Code No. PC-1091. GLP. Not published. |
| R-1024 | Izawa Y and Uchida M | 1991a | Storage stability of buprofezin and the p-hydroxy metabolite residues in deep frozen crops of tomato, cucumber and citrus fruit. Institute for Life Science Research, Nihon Nohyaku Co., Ltd, Kawachinagano, Osaka, Japan. Report no ILSR-R91-034A, September 1991. Submitted by Nihon Nohyaku, Code no R-1024. Non-GLP. Not published. |
| R-1025 | Izawa Y and Uchida M | 1991b | Storage stability of buprofezin and the p-hydroxy metabolite residues in deep frozen crops of tomato and cucumber (II). Institute for Life Sciences, Nihon Nohyaku Co., Ltd, Kawachinagano, Osaka, Japan, Report no ILSR-R91-035A, |

| Code | Author | Year | Title, Institute & report number, Submitting manufacturer and report code, GLP/Non-GLP. Published/Unpublished |
|------------|-------------------------|------|--|
| | | | September 1991. Submitted by Nihon Nohyaku, Japan, Code No R-1025. Non-GLP. Not published. |
| DERBI 2881 | James R | 2005 | Buprofezin residues in grapes at harvest after two applications of Applaud insecticide between budburst and 80% capfall in the 2004 – 2005 season. Dow AgroSciences Australia Ltd, Frenchs Forest, NSW, Australia. Report No. GHF-P 2881, study number 040092, DERBI 2881, 27 June 2005. Submitted by Australia. Non-GLP. Not published. Includes Analytical Summary Report. Agrisearch Analytical, Report no 05-0181, 31 May 2005, 14 pages. |
| A-1031 | Kaiser FE | 1996 | Independent laboratory confirmation of AgrEvo residue method No.BF/02/96 for determination of buprofezin residues in vegetable crops according to PR Notice 88-5 guidelines. ABC Laboratories, Inc., Columbia, Missouri, USA, AgrEvo study number, BF-96R-06, ABC Protocol ACFS-43346, ABC report no 43347, Document no A55817, 27 November 1996. Submitted by Nihon Nohyaku, Code No A-1031. GLP. Not published. |
| E-1019 | Kent Rupprecht J | 1997 | Photodegradation of Buprofezin: A Summary of Photolysis Under Natural Sunlight and Artificial Light. AgrEvo USA Company, Pikeville, NC, USA. Laboratory project ID 516BF, report no BF97E516, 28 July 1997. Submitted by Nihon Nohyaku, Japan, Code No E-1019. This summary report contains two original study reports as appendix: Appendix I: Nihon Nohyaku (1985) Aqueous photolysis of [UL-14C]-buprofezin under natural sunlight. Nihon Nohyaku Co., Ltd., Kawachinagano, Osaka, Japan. Study no C-04/82-0062, Report no E-1003-2, January 1985, Revised June 1996. Non-GLP. Not published. Appendix II: Letinski DJ (1994) Exxon Biomedical Sciences, Inc., East Millstone, NJ, USA. Study no 126390C, Report no E-1014, 2 March 1994. GLP. Not published. |
| A-1054 | Klimmek S and Klimmek A | 2007 | Validation of DFG Method S 19 (extended and revised version) for the determination of residues of buprofezin in matrix with high water (cucumber) and high acid content (lemon). Eurofins Analytik GmbH/Dr. Specht Laboratorien, Hamburg, Germany. Study no NNC-0701V, File Reference G07-0001, 13 March 2007. Submitted by Nihon Nohyaku, Japan, Code No A-1054. GLP. Not published. |
| DC-33 | Komatsu K, Yabusaki T | 1994 | Residue Analysis Report 6P-6-158. Japan Food Research Laboratories. , Japan. Report no 6P-6-158, 24 November 1994. Submitted by Nihon Nohyaku, Japan, Data Catalogue 33. Non-GLP. Not published. |
| R-1141 | Martin C | 2004 | Final report on project AF/6758/NN - To determine the magnitude of buprofezin residues at intervals and harvest in the raw agricultural commodity protected cucumber resulting from two directed applications of either Buprofezin 25 WP or Buprofezin 25 SC, in Southern Spain, Northern Spain and the UK, in 2002. Agrisearch UK Ltd., Melbourne, Derbyshire, UK. Report no AF/6758/NN, 1 October 2004. Submitted by Nihon Nohyaku, Japan, Code no R-1141. GLP. Not published. |
| E-1036 | Masaki T | 2007 | Direct photolysis of 14C-buprofezin in buffer solutions. Research Center, Nihon Nohyaku Co., Ltd., Kawachinagano, Osaka, Japan. Study protocol number GC-03, 07-0004, Report no LSRC-E07-040A, 20 March 2007. Submitted by Nihon Nohyaku, Japan. Code No E-1036. GLP. Not published. |
| PC-1092 | Motoba K | 2007 | NMR spectrometry of buprofezin: nuclear overhauser effect. Research Center, Nihon Nohyaku Co. Ltd., Kawachinagano, Japan. Study protocol number GE-05, 07-0017, Report no LSRC-A07-0021A, 5 February 2007. Submitted by Nihon Nohyaku, Japan. Code No PC-1092. GLP. Not published. |
| A-1051 | Munro S | 2003 | Buprofezin and its metabolites BF-09 and BF-12. Independent laboratory validation of methodology for the determination of residues of Buprofezin and its metabolites BF-09 and BF-12 in apples and tomatoes. Huntingdon Life Sciences Limited, Huntingdon, Cambridgeshire, UK, Project identity AUL 005, report no AUL 005/032912. Submitted by Nihon Nohyaku, Japan, Code No A-1051. GLP. Not published. |

| Code | Author | Year | Title, Institute & report number, Submitting manufacturer and report code, GLP/Non-GLP. Published/Unpublished |
|--------|--------------------------------|-------|---|
| DC-64 | Narita N and Ishibashi T | 2000 | Residue Analysis Report. Tokyo Kenbikyoin Foundation, Japan. No report number, 25 October 2000. Submitted by Nihon Nohyaku, Japan, Data Catalogue 64. Non-GLP. Not published. |
| DC-52 | Narita N, Kondo M, Ishibashi T | 1996 | Residue Analysis Report. Food Res. Center J. Medical Foods Association, Japan. No report number, 20 August 1996. Submitted by Nihon Nohyaku, Japan, Data Catalogue 52. Non-GLP. Not published. |
| R-1073 | Neal JL | 1997 | At-harvest Buprofezin-derived residues in or on Cucumbers following sequential applications of APPLAUD at its highest recommended rate and shortest Pre-Harvest Interval, USA, 1994. AgrEvo USA Company, Pikeville, NC, USA. Laboratory project ID/report no BF-94R-03, Document no A55841, 27 February 1997. Submitted by Nihon Nohyaku, Japan, Code No R-1073. GLP. Not published. |
| R-1092 | Neal JF | 1998 | At-Harvest buprofezin-derived residues in or on citrus following sequential applications of APPLAUD at its highest recommended rate and shortest pre-harvest interval, USA, 1996. Amendment to report number BF96R002 (Neal, 1997, document A57852). AgrEvo USA Company, Pikeville, NC, USA, laboratory project ID, BF-96R-02, report no BF96R002A, document no A57860, 15 January 1998. Submitted by Nihon Nohyaku, Japan, Code no R-1092. GLP. Not published. |
| R-1093 | Netzband DJ and Neal JL | 1998a | Stability of Buprofezin and its metabolites in processed tomato fractions during frozen storage, USA, 1994. AgrEvo USA Company, Pikeville, NC, USA. Laboratory project ID BF-94R-01, report no BF94R006, Document no A57827, 6 February 1998. Submitted by Nihon Nohyaku, Code No R-1093. GLP. Not published. |
| R-1094 | Netzband DJ and Neal JL | 1998b | Stability of Buprofezin and its metabolites in lettuce during frozen storage, USA, 1994. AgrEvo USA Company, Pikeville, NC, USA, laboratory project ID BF-94R-05, Report no BF94R005, Document no A57811, 23 February 1998. Submitted by Nihon Nohyaku, Japan, Code No R-1094. GLP. Not published. |
| A-1004 | Nihon Nohyaku | 1985a | Analytical method of buprofezin in crops, soil and water. Nihon Nohyaku Co., Ltd, Report no A-1004. April 1980. Revised July 1985. Submitted by Nihon Nohyaku, Japan, code A-1004. Non-GLP. Not published. |
| A-1005 | Nihon Nohyaku | 1985b | Analytical method of buprofezin and p-hydroxy metabolite in crops and soil. Nihon Nohyaku Co., Ltd, Report no A-1005. August 1981. Revised July 1985. Submitted by Nihon Nohyaku, Japan, code A-1005. Non-GLP. Not published. |
| A-1007 | Nihon Nohyaku | 1986 | Analytical method of buprofezin and p-hydroxy metabolite in citrus. Nihon Nohyaku Co., Ltd, Japan. Report no A-1007, August 1981, revised April 1986. Submitted by Australia. Non-GLP. Not published. |
| S-1014 | Nihon Nohyaku | 2007 | Response to questions raised by EFSA on Data requirement 1.1 in the Evaluation Table for buprofezin, 28 February 2007. Submitted by Nihon Nohyaku, Japan. Code no S-1014. Non-GLP. Not published. |
| R-1117 | Oxspring S | 2002a | Final report on project AF/6010/NN - To determine the magnitude of buprofezin residues at intervals and harvest in the raw agricultural commodity protected tomato resulting from three directed applications of either Buprofezin 25 WP or Buprofezin 25 SC, in Southern France, the UK and Italy, in 2001. Agrisearch UK Ltd., Melbourne, Derbyshire, UK. Report no AF/6010/NN, 11 October 2002. Submitted by Nihon Nohyaku, Japan, Code No R-1117. GLP. Not published. |
| R-1118 | Oxspring S | 2002b | Final report on project AF/6087/NN - To determine the magnitude of buprofezin residues at intervals and harvest in the raw agricultural commodity protected cucumber resulting from two directed applications of either Buprofezin 25 WP or Buprofezin 25 SC, in Southern France, the UK and Italy, in 2001. Agrisearch UK Ltd., Melbourne, Derbyshire, UK. Report no AF/6087/NN, 18 October 2002. Submitted by Nihon Nohyaku, Japan, Code No R-1118. GLP. Not published. |
| R-1119 | Oxspring S | 2002c | Final report on project AF/6093/NN - To determine the magnitude of buprofezin residues at intervals and harvest in the raw agricultural commodity outdoor tomato resulting from two directed applications of either Buprofezin 25 |

| Code | Author | Year | Title, Institute & report number, Submitting manufacturer and report code, GLP/Non-GLP. Published/Unpublished |
|--------|------------------------|-------|---|
| | | | WP or Buprofezin 25 SC, in Spain and Greece, in 2001. Agrisearch UK Ltd., Melbourne, Derbyshire, UK. Report no AF/6093/NN, 18 October 2002. Submitted by Nihon Nohyaku, Japan, Code No R-1119. GLP. Not published. |
| R-1124 | Oxspring S | 2003a | Final report on project AF/5498/NN – Buprofezin: Residue levels in mandarin and orange, including processed fractions from trials carried out in Spain during 2000 and 2001. Agrisearch UK Ltd., Melbourne, Derbyshire, UK. Report no AF/5498/NN, 30 May 2003. Submitted by Nihon Nohyaku, Japan, Code No R-1124. GLP. Not published. |
| R-1125 | Oxspring S | 2003b | Final report on project AF/6759/NN - To determine the magnitude of buprofezin residues at intervals and harvest in the raw agricultural commodity protected tomato resulting from three directed applications of either Buprofezin 25 WP or Buprofezin 25 SC, in Spain and the UK, in 2002. Agrisearch UK Ltd., Melbourne, Derbyshire, UK. Report no AF/6759/NN, 16 May 2003. Submitted by Nihon Nohyaku, Japan, Code No R-1125. GLP. Not published. |
| R-1126 | Oxspring S | 2003c | Final report on project AF/6753/NN - To determine the magnitude of buprofezin residues at intervals and harvest in the raw agricultural commodity outdoor tomato and the processed fractions resulting from two directed applications of either Buprofezin 25 WP or Buprofezin 25 SC, in Southern France and Spain, in 2002. Agrisearch UK Ltd., Melbourne, Derbyshire, UK. Report no AF/6753/NN, 29 May 2003. Submitted by Nihon Nohyaku, Japan, Code No R-1126. GLP. Not published. |
| R-1134 | Oxspring S | 2004 | Final report on project AF/6114/NN- To determine the magnitude of buprofezin residues at intervals and harvest in the raw agricultural commodity grape resulting from a single directed application of Buprofezin 25 WP, in Northern France and Germany, in 2001. Agrisearch UK Ltd., Melbourne, Derbyshire, UK. Report no AF/6114/NN, 15 January 2004. Submitted by Nihon Nohyaku, Japan, Code R-1134. GLP. Not published. |
| R-1143 | Oxspring S | 2005 | Final report on project AF/6763/NN - To determine the magnitude of buprofezin residues at intervals and harvest in the raw agricultural commodity grapes and the processed fractions resulting from a single directed application of Buprofezin 25 WP, in Northern France and Germany, in 2002. Agrisearch UK Ltd., Melbourne, Derbyshire, UK. Report no AF/6763/NN, 5 July 2005. Submitted by Nihon Nohyaku, Japan, Code No R-1143. GLP. Not published. |
| R-1184 | Oxspring S | 2007 | Final report amendment no 2 on project AF/11290/NN – To determine the magnitude of buprofezin and metabolite BF-9 and BF-12 residues at harvest in the raw agricultural commodity orange resulting from a single directed application of Buprofezin 25 WP, in Spain, in 2006/7. Agrisearch UK Ltd., Melbourne, Derbyshire, UK. Report no AF/11290/NN, 8 August 2007. Submitted by Nihon Nohyaku, Japan, Code R-1184. GLP. Not published. |
| E-1032 | Penketh S | 2006 | Buprofezin: Hydrolysis under simulated processing conditions. Huntingdon Life Sciences Ltd., Huntingdon, Cambridgeshire, UK. Report no NHH 0117/062909, 8 September 2006. Submitted by Nihon Nohyaku, Japan, Code no E-1032. GLP. Not published. |
| R-1060 | Rieser MJ and Smith SM | 1995 | Metabolism of [14C]-buprofezin in citrus. AgrEvo Research Center, Pikeville, NC, USA. Study no 508BF, 8 June 1995. Submitted by Nihon Nohyaku, Japan, Code No R-1060. GLP. Not published. |
| R-1067 | Rieser MJ and Smith SM | 1996 | Metabolism of [14C]-Buprofezin in Lettuce. AgrEvo USA Company, Pikeville, NC, USA. Laboratory project ID 510BF, Study no A011/U022, 16 May 1996. Submitted by Nihon Nohyaku, Japan, Code no R-1067. GLP. Not published. |
| R-1057 | Roberts-McIntosh C | 1991 | Buprofezin: Analysis of assorted crop samples for storage stability. Bioanalytical Research Ltd., Ely, Cambridgeshire, England. Report no 91/115/PC, September 1991. Submitted by Nihon Nohyaku, Japan, Code No R-1057. NGLP. Not published. |
| - | Serve-Ag Research | 2005 | Determination of the level of buprofezin residues in greenhouse cucumber following two applications of Applaud 440EC applied as a foliar spray before harvest. Serve-Ag Research Pty Ltd, Devonport, TAS, Australia. Study No. AVG270, project no HVG04072, 27 October 2005. Submitted by Australia. |

Buprofezin

| Code | Author | Year | Title, Institute & report number, Submitting manufacturer and report code, GLP/Non-GLP. Published/Unpublished |
|-------------|--|-------|--|
| | | | GLP. Not published. |
| R-1076 | Smith SM | 1997a | Metabolism of [14C]-buprofezin in cotton. AgrEvo USA Company, Pikeville, NC, USA. Laboratory project ID 509BF, report no BF97E509, 28 July 1997. Submitted by Nihon Nohyaku, Japan, Code No R-1076. GLP. Not published. |
| R-1080 | Smith SM | 1997b | Metabolism of Buprofezin in citrus: Additional characterisation of metabolites. AgrEvo USA Company, Pikeville, NC, USA. Laboratory Project ID 549BF, report no BF97E549, 14 August 1997. Submitted by Nihon Nohyaku, Japan, Code No R-1080. GLP. Not published. |
| R-1162 | Stewart ER | 2004 | Buprofezin and BF09&BF12 Metabolites: Residue Levels on Tomato from Trials Conducted in the United States During 2003. Stewart Agricultural Research Services, Inc, Clarence, Missouri, USA. Protocol number/study number SARS-03-15, Morse Laboratories study number ML03-1072-NAI, 2 February 2004. Submitted by Nihon Nohyaku, Japan, Code no R-1162. GLP. Not published. |
| PC-1088 | Toriumi Y | 2007 | X ray Crystal Structure Analysis of Buprofezin. Toray Research Centre, Inc., Kanagawa, Japan. Study number A06-0060, 5 February 2007. Submitted by Nihon Nohyaku, Japan. Code No. PC-1088. Non-GLP. Not published. |
| R-1083 | Tymoschenko MF and Williams LE | 1997 | Buprofezin-derived residues in the meat and milk of dairy cows resulting from oral ingestion of buprofezin, USA, 1996. AgrEvo USA Company, Pikeville, NC, USA. Laboratory project ID BF-96R-07, report no BF96R007, document no A57729, 3 November 1997. Submitted by Nihon Nohyaku, Code No R-1083. GLP. Not published. |
| - | Valverde-Garcia A, Gonzalez-Pradas E and Aguilera-del Real A | 1993 | Analysis of buprofezin residues in vegetables. Application to the degradation study on eggplant grown in a greenhouse. J. Agric. Food Chem. 1993, 41, 2319-2323. Submitted by Australia. Non-GLP. Published. |
| R-1111 | Williams LE | 2000 | Stability of buprofezin in beef tissues and whole milk during frozen storage, USA, 1997 (Storage interval of 371 days). Aventis Cropscience, Pikeville, NC, USA. Study identification BP97R001, report no BF97R001, document no B003025, 15 December 2000. Submitted by Nihon Nohyaku, Japan, Code no R-1111. GLP. Not published. |
| - | Wilson BI | 1990 | Residues of buprofezin and its major metabolite in tomatoes after application of Applaud 25W insecticide in New Zealand. DowElanco (New Zealand) Ltd, New Plymouth, New Zealand. Project no 89001, Report No. GHF-P 998, 2 July 1990. Submitted by Australia. Non-GLP. Not published. |
| DERBI 6317 | Wilson BI, Lobb PG and McMillan V | 1993 | Residues of buprofezin and its major metabolite in citrus after application of Applaud 25W insecticide in New Zealand. DowElanco (New Zealand) Ltd, New Plymouth, New Zealand. Report No. GHF-P 1285, protocol number 92134, DERBI No 6317, 9 July 1993. Submitted by Australia. Non-GLP. Not published. |
| DERBI 40158 | Wilson BI, Webb K and Murphy A | 1995a | Residues of buprofezin in citrus after application of Applaud 25W or 40SC insecticide in Australia. DowElanco (New Zealand) Ltd, New Plymouth, New Zealand. Report No. GHF-P 1452, Protocol number 93187, DERBI no 40158, 25 August 1995. Provided by Nihon Nohyaku and by Australia. Non-GLP. Not published. |
| DERBI 42254 | Wilson BI, Fossett G and Wells G | 1995b | Residues of buprofezin in mango after application of Applaud 25W or 40SC insecticide in Australia. DowElanco (New Zealand) Ltd, New Plymouth, New Zealand. Report No. GHF-P1461, protocol number 94228, DERBI no 42254, 24 October 1995. Submitted by Australia. Non-GLP. Not published. |