

## 2,4-D (020)

*First draft prepared by Dr. Y Yamada, Ministry of Agriculture, Forestry and Fisheries, Tokyo, Japan*

### EXPLANATION

Herbicide 2,4-D, 2,4-dichlorophenoxyacetic acid, is currently registered in a variety of salt, amine, and ester formulations for control of broadleaf weeds on a variety of food and feed uses. As a synthetic auxin herbicide, 2,4-D causes disruption of plant hormone responses. It is currently registered in many countries.

It was first evaluated by JMPR in 1970. It was subsequently evaluated in 1986, 1987, 1996, 1997, 1998 and 2001. The 1998 JMPR evaluated it under the Periodic Reevaluation Programme. Its specification was established by the Joint FAO/WHO Meeting on Specifications in 1994. The present ADI is 0–0.01 mg/kg bw for sum of 2,4-D and its salts and esters expressed as 2,4-D and ARfD is unnecessary. The present residue definition established by the 1998 JMPR is 2,4-D for enforcement of MRLs and for dietary intake estimation for plant and animal commodities. The residue is not fat-soluble.

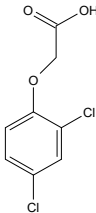
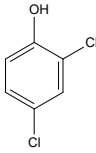
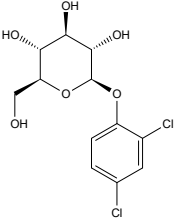
2,4-D was scheduled for JMPR evaluation in the year 2017 for consideration of residues arising from use on a GM cotton crop. There are a number of Codex MRLs but no MRL has been set for cotton seed.

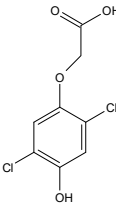
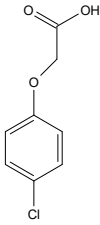
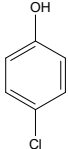
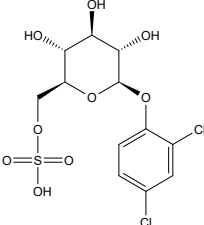
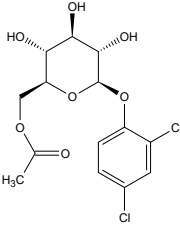
### METABOLISM AND ENVIRONMENTAL FATE

JMPR has previously considered a number of plant and animal metabolism studies, studies on rotational crops and environmental fate. The current Meeting received information on a GM cotton, in which expression of the aryloxyalkanoate dioxygenase-12 (AAD-12) protein confers tolerance to 2,4-D and associated increased metabolism of 2,4-D (hereafter referred to as AAD-12 cotton).

Following table described the structure, chemical name and the common or code name of each of residue components identified in the study.

Table 1 Identification of metabolites from 2,4-D metabolism study on AAD-12 cotton

| Common name/code no.      | Chemical name                             | Major or minor | Chemical structure   |
|---------------------------|---|----------------|--|
| 2,4-D                     | 2,4-dichlorophenoxyacetic acid            | Major          |  |
| 2,4-DCP                   | 2,4-dichlorophenol                        | Major          |  |
| 2,4-DCP glucose conjugate | 2,4-dichlorophenyl beta-D-glucopyranoside | Major          |  |

| Common name/code no.              | Chemical name                                     | Major or minor | Chemical structure   |
|-----------------------------------|---|----------------|--|
| 4-OH-2,5-D                        | (2,5-dichloro-4-hydroxyphenoxy) acetic acid       | Minor          |    |
| 4-CPAA                            | 4-chlorophenoxyacetic acid                        | Minor          |    |
| 4-CP                              | 4-chlorophenol                                    | Minor          |    |
| 2,4-DCP-glucose-sulfate conjugate | 2,4-dichlorophenyl beta-D-glucopyranoside-sulfate | Minor          |   |
| 2,4-DCP-glucose-acetate conjugate | 2,4-dichlorophenyl beta-D-glucopyranoside-acetate | Minor          |  |

*AAD-12 Cotton (Rotondaro, S.L. et al, 2015; Study No. 140024)*

Cotton plants have been genetically modified to express the aryloxyalkanoate dioxygenase (AAD-12) protein. The AAD-12 protein provides rapid metabolic detoxification mediated by an  $\alpha$ -ketoglutarate-dependent dioxygenase enzyme and thereby provides protection of the plant to certain phenoxy auxins, such as 2,4-D. The enzyme facilitates degradation of 2,4-D to the corresponding inactive phenol (2,4-DCP).

[<sup>14</sup>C]-2,4-D choline (2,4-dichlorophenoxy acetic acid choline salt labelled at phenyl ring) was applied to a plot of AAD-12 cotton at the maximum seasonal rate in the USA of 3.3 kg ai/ha (three applications each 1.1 kg ai/ha at pre-emergence, BBCH 61, and BBCH 65 with an interval of 12 days). The 2,4-D choline was formulated as a soluble concentrate (GF-2654). The cotton was grown outdoors to maturity. Plot maintenance simulated typical cultural practices, with the exception that the harvest occurred when the lower bolls were mature, whereas commercial production is when all bolls are mature to obtain maximum yield.

Mature seeds and associated trash (e.g., leaves and open bolls) samples were collected 56 days (DAT) after the third and final application (138 days after the pre-emergent application).

Aliquots (10 × approximately 0.05 g) of the milled treated samples were analyzed by oxidative combustion to determine the radioactive residues in the samples.

A portion of these tissues was sequentially extracted beginning with hexane to remove oils (seeds only), a neutral methanol/water, then a basic methanol, a base reflux, and an acid reflux (seeds only). Extracts analyzed by liquid scintillation counter and HPLC after clean-up with an SPE cartridge. LC-MS or LC-MS/MS was used for identification/confirmation. The remaining post-extracted solids were subjected to determination of unextracted residue such as pectin, lignin, acid-detergent fiber, and cellulose.

TRR levels in the treated samples, expressed as mg/kg of 2,4-D acid equivalents are shown below.

Table 2 Total radioactive residues (TRRs) in cotton seed and trash

| Plant part    | Application |        |                                   | DAT (days) | TRR (mg eq/kg) |
|---------------|-------------|--------|-----------------------------------|------------|----------------|
|               | No.         | Method | Timing                            |            |                |
| Treated Seed  | 3           | Foliar | Preemergence, BBCH 61 and BBCH 65 | 56         | 1.18           |
| Treated Trash | 3           | Foliar | Preemergence, BBCH 61 and BBCH 65 | 56         | 39.8           |

Seeds and trash contained 1.18 mg/kg and 39.8 mg/kg 2,4-D acid equivalents (mg eq/kg), which, due to the shortened DAT, would be near maximum predicted residue levels.

The distribution of the residues in each seed and trash sample among the fractions generated following extraction, expressed both as a percentage of the total sample residue and as mg/kg of 2,4-D acid equivalents, is shown below.

Table 3 Distribution of the parent and the metabolites in AAD-12 cotton matrices after applications of [<sup>14</sup>C]-2,4-D choline

|                                      | Seed         |              | Trash          |              |
|--------------------------------------|--------------|--------------|----------------|--------------|
|                                      | %TRR         | mg eq /kg    | %TRR           | mg eq /kg    |
| <b>TRR</b>                           | <b>100.0</b> | <b>1.181</b> | <b>100.0</b>   | <b>39.78</b> |
| Hexane extract                       | 3.6          | 0.042        | — <sup>a</sup> | —            |
| MeOH:H <sub>2</sub> O 90:10 extract  | 21.3         | 0.251        | 74.7           | 29.73        |
| MeOH:1M NaOH 90:10 extract           | 7.5          | 0.088        | 8.2            | 3.24         |
| 2 N NaOH extract (1 replicate)       | 31.8         | 0.375        | 11.9           | 4.75         |
| 2 N HCl extract (1 replicate)        | 2.9          | 0.034        | --             | --           |
| <b>Total Extracted<sup>b</sup></b>   | <b>67.0</b>  | <b>0.791</b> | <b>94.8</b>    | <b>37.72</b> |
| <b>Total Unextracted<sup>c</sup></b> | <b>31.2</b>  | <b>0.368</b> | <b>3.4</b>     | <b>1.36</b>  |
| Pectin                               | 0.6          | 0.007        | 2.2            | 0.87         |
| Lignin                               | 15.1         | 0.178        | 0.5            | 0.19         |
| ADF                                  | 0.9          | 0.011        | 0.3            | 0.14         |
| Cellulose                            | 4.7          | 0.056        | 0.1            | 0.039        |
| <b>Accountability<sup>d</sup></b>    | <b>98.2</b>  | <b>1.159</b> | <b>98.3</b>    | <b>39.08</b> |

<sup>a</sup> — = Not Applicable

<sup>b</sup> Includes exhaustive extractions of hexane (seed only), methanol/water (90/10), methanol/1 N NaOH (90/10), 2 N NaOH, and 2 N HCl (seed only)

<sup>c</sup> Residues remaining after exhaustive extractions

<sup>d</sup> Accountability = (Total extracted + Total unextractable)/(TRRs from combustion analysis) × 100

The pellet remaining after the neutral extraction was next extracted with methanol/1 N NaOH (90/10, v/v). Approximately 8% of the seed and trash TRR was further extracted using this procedure.

An aliquot of each basic methanol extract was prepared and analyzed by HPLC. Seed and trash SPE recoveries were good (90–100%); however, only 75–90% of the applied radioactivity was recovered in SPE elution EL1. For the seed, only EL1 was concentrated and analyzed by HPLC. For the trash, all three phases (load/wash, EL1, and EL2) were concentrated and analyzed by HPLC. Concentration recoveries were good for the load/wash and EL1, but lower for EL2. The total amount analyzed by HPLC in all three phases is reported below. Overall, less than 2% of the TRR was unaccounted due to extract preparation procedural recoveries; 5.8% out of 7.5% of the seed extracted residues and 7.9% out of 8.2% of the trash extracted residues were analyzed.

The pellet from replicate A remaining after the methanolic base extraction was next extracted with 2 N NaOH. An additional 32% of the seed and 12% of the trash TRR was removed using this procedure.

An aliquot of each sodium hydroxide extract was prepared and analyzed by HPLC. Seed and trash SPE recoveries were good (90–100%); however, approximately 25% of the radioactivity was recovered in the load/wash, 60–65% was recovered in SPE elution EL1, and 6–11% was recovered in EL2 (methanol/1 M NaOH [90/10, v/v] for trash and methanol/2 M NaOH [50/50, v/v] followed by methanol/10 M NaOH [90/10, v/v] for seed). All three of the trash SPE phases were concentrated with good recovery, and analyzed by HPLC. The trash load/wash (3% of the TRR) contained only non-retained polar material (not shown), whereas EL1 and EL2 (< 1% of the TRR, not shown) contained a range of non-resolved compounds eluting from 2–22 minutes; 2,4-D and 2,4-DCP were observed each at < 1.5% of the TRR. The total of these three trash SPE phases is provided below.

Concentration of the seed SPE phases proved to be more difficult. The seed load/wash was concentrated and a precipitate formed, which was partially dissolved in methanol and partially in hydrochloric acid. Ultimately, approximately 5% of the seed TRR in the load/wash was analyzed by HPLC (of the 8.1% originally in the load/wash), and the majority of the radioactivity eluted near the solvent front. Seed EL1, containing approximately 20% of the TRR, was initially adjusted to pH 7–8 then concentrated using a Turbovap evaporator (40°C) with approximately 80% recovery; therefore, approximately 4% of the TRR was not recovered and not analyzed by HPLC. Another aliquot of the seed EL1 was concentrated on a rotary evaporator, collecting the condensate (data reported below). In this case, the concentration recovery was >85%; however, nearly 15% (3% of the TRR) was volatile material that was collected in the condensate. The HPLC profile of the seed EL1 SPE phase concentrated by rotovap was similar to concentration by Turbovap. In addition, the pH of the condenser sample was adjusted to >9, then reconcentrated with almost 70% recovery, analyzed by HPLC, and shown to be primarily 2,4-DCP. Seed EL2 contained approximately 3% of the TRR. A precipitate was formed upon concentration of the seed EL2. HPLC analysis of the supernatant, which contained 1% of the TRR, showed entirely non-retained polar component(s).

The amount of unextracted radioactivity was approximately 30% of the seed TRR and less than 5% of the trash TRR. Total accountability after all the extraction and hydrolysis procedures was approximately 98%.

The residues remaining unextracted were further evaluated, and the results are also shown above. In seed, the majority of the unextracted residue was associated with the lignin (approximately 15% of the TRR), plus lesser amounts of cellulose. In trash, pectin contained 2% of the TRR, and other bound fractions each accounted for less than 1% of the TRR.

Residues in both seed and trash methanol/water extract were multicomponent, with the major residues identified as parent 2,4-D and conjugates of 2,4-DCP. There was very little polar residue. Additional low level metabolites, <5% of the TRR, were also observed. Upon acid hydrolysis, many of the low-level peaks (labeled as conjugates) were converted to primarily 2,4-DCP. Levels of 2,4-D did not increase after hydrolysis, indicating that the conjugates were not of 2,4-D. Levels of 4-CP did increase slightly; however, they remained below 1% of the TRR (seed) or 3% of the TRR (trash). Minor non-polar residues were also released upon hydrolysis. In the trash, a component was detected at 27 minutes, but this was shown to consist of multiple low-level components when the gradient was extended. Alternatively, the non-polar product was not reproducible. In either case, the non-polar product is not relevant to the residue profile.

Table 4 Characterization of methanol/water extract of AAD-12 Cotton seed and trash

|                                      | Seed MeOH/water average |              | Seed hydrolyzed MeOH/water replicate A EL1 |           | Trash MeOH/water average |                | Trash hydrolyzed MeOH/water replicate A EL1 |                    |
|--------------------------------------|-------------------------|--------------|--|-----------|--------------------------|----------------|---|--------------------|
|                                      | % TRR                   | mg eq /kg    | % TRR                                      | mg eq /kg | % TRR                    | mg eq /kg      | % TRR                                       | mg eq /kg          |
| TRR                                  | 100%                    | 1.181        | 100%                                       | 1.181     | 100%                     | 39.778         | 100%  | 39.778             |
| % Extracted                          | 21.3%                   | 0.251        | 19.7%                                      | 0.232     | 74.7%                    | 29.731         | 76.4%                                       | 30.395             |
| % Analyzed by HPLC                   | 21.0%                   | 0.248        | 18.0%                                      | 0.213     | 74.7%                    | 29.731         | 70.6%                                       | 28.068             |
| Polar (multi-component)              | 0.1%                    | 0.001        |  |           | 0.5%                     | 0.215          |   |                    |
| Unknown conjugate                    | 0.6%                    | 0.008        |  |           | 0.5%                     | 0.203          |   |                    |
| Unknown conjugate                    | 0.7%                    | 0.008        |  |           | 3.0%                     | 1.186          |   |                    |
| Sulfate glucose conjugate of 2,4-DCP | 4.7%*                   | 0.055*       |  |           | *                        | *              |   |                    |
| 4-OH-2,5-D                           | 2.0%*                   | 0.024*       | *  | *         | 2.8%*                    | 1.094*         | *   | *                  |
| DCP glucose conjugate                | 2.2%*                   | 0.026*       | 0.2%*                                      | 0.003*    | <b>22.6%*</b>            | <b>8.995*</b>  | *   | *                  |
| Unknown conjugate                    | 0.3%                    | 0.004        |  |           | 0.6%                     | 0.235          |   |                    |
| Unknown conjugate                    | 1.0%                    | 0.012        |  |           | 0.3%                     | 0.135          |   |                    |
| Unknown conjugate                    | 1.8%                    | 0.022        |  |           | 4.1%                     | 1.623          |   |                    |
| 4-CPAA                               | *                       | *            | *  | *         | 3.3%*                    | 1.320*         | 0.8%*                                       | 0.309*             |
| 2,6-D                                | 0.5%                    | 0.005        | 0.8%                                       | 0.009     | 1.1%                     | 0.427          |   |                    |
| 4-CP                                 | < 0.1%*                 | 0.001*       | 0.3%*                                      | 0.004*    | 0.3%                     | 0.113          | 2.8%*                                       | 1.128*             |
| DCP acetyl glucose conjugate         | 0.1%*                   | 0.002*       | *  | *         | *                        | *              | *   | *                  |
| Unknown 1                            | 0.2%                    | 0.002        | 1.8%                                       | 0.021     |                          |                | 0.7%  | 0.264              |
| 2,4-D                                | 4.8%*                   | 0.057*       | 4.1%*                                      | 0.048*    | <b>31.0%*</b>            | <b>12.326*</b> | <b>24.6%*</b>                               | <b>9.796*</b>      |
| 2,4-DCP                              | 0.2%                    | 0.003        | 8.3%*                                      | 0.099*    | 1.7%                     | 0.672          | <b>33.4%*</b>                               | <b>13.282*</b>     |
| Unknown 2                            |                         |              | 1.1%                                       | 0.013     |                          |                |   |                    |
| Unknown 3                            |                         |              | 1.1%                                       | 0.013     |                          |                |   |                    |
| Unknown 4                            |                         |              |  |           | 0.7%                     | 0.295          | 6.8% <sup>‡</sup>                           | 2.723 <sup>‡</sup> |
| DCA                                  |                         |              |  |           |                          |                | 0.5%  | 0.205              |
| Conjugated DCP or 4-CP (sum)         | <b>13.5%</b>            | <b>0.159</b> | 0.2%                                       | 0.003     | <b>33.9%</b>             | <b>13.471</b>  | ND  | ND                 |

\* Identified by LC-MS.

‡ Multiple component or non-reproducible.

As shown below, residues in the methanolic base extract of both seed and trash were multicomponent, with the major residues tentatively identified as parent 2,4-D and glucose conjugates of 2,4-DCP, as was observed in the neutral organic extracts. There was very little polar residue, even though the load fraction was entirely non-retained polar material (<1% of the TRR, not shown). Upon acid hydrolysis of the SPE methanol/water elution (EL1) (only one replicate was hydrolyzed for trash), many of the low-level peaks were converted to primarily 2,4-DCP, although levels remained less than 3% of the TRR. Levels of 2,4-D did not increase significantly, indicating that the conjugates were likely not of 2,4-D. Levels of 4-CP did increase slightly; however, they remained well below 1% of the TRR. Minor non-polar residues were also released upon hydrolysis.

Table 5 Characterization of methanol/NaOH extract of AAD-12 Cotton seed and trash

|             | Seed MeOH/NaOH average |           | Seed hydrolyzed MeOH/NaOH average EL1 |           | Trash MeOH/NaOH average |           | Trash hydrolyzed MeOH/NaOH replicate A EL1 |           |
|-------------|------------------------|-----------|---------------------------------------|-----------|-------------------------|-----------|--|-----------|
|             | % TRR                  | mg eq /kg | % TRR                                 | mg eq /kg | % TRR                   | mg eq /kg | % TRR                                      | mg eq /kg |
| TRR         | 100%                   | 1.181     | 100%                                  | 1.181     | 100%                    | 39.778    | 100%                                       | 39.778    |
| % Extracted | 7.5%                   | 0.088     | 7.5%                                  | 0.088     | 8.2%                    | 3.242     | 8.1%                                       | 3.230     |

|                                      | Seed MeOH/NaOH average |           | Seed hydrolyzed MeOH/NaOH average EL1 |           | Trash MeOH/NaOH average |           | Trash hydrolyzed MeOH/NaOH replicate A EL1 |           |
|--------------------------------------|------------------------|-----------|---------------------------------------|-----------|-------------------------|-----------|--|-----------|
|                                      | % TRR                  | mg eq /kg | % TRR                                 | mg eq /kg | % TRR                   | mg eq /kg | % TRR                                      | mg eq /kg |
| % Analysed by HPLC                   | 5.8%                   | 0.068     | 5.3%                                  | 0.062     | 7.9%                    | 3.129     | 6.1%                                       | 2.434     |
| Polar (multi-component)              | 0.4%                   | 0.004     |                                       |           | 0.4%                    | 0.174     |  |           |
| Unknown conjugate                    | 0.2%                   | 0.002     |                                       |           | 0.1%                    | 0.037     | < 0.1%                                     | 0.019     |
| Unknown conjugate                    | 0.3%                   | 0.003     |                                       |           | 0.1%                    | 0.052     |  |           |
| Sulfate glucose conjugate of 2,4-DCP | 0.6%                   | 0.007     |                                       |           | < 0.1%                  | 0.019     |  |           |
| 4-OH-2,5-D                           | 0.9%                   | 0.010     |                                       |           | 0.2%                    | 0.077     | < 0.1%                                     | 0.012     |
| DCP glucose conjugate                | 2.0%                   | 0.023     | < 0.1%                                | < 0.001   | 2.3%                    | 0.919     | < 0.1%                                     | 0.011     |
| Unknown conjugate                    | 0.4%                   | 0.004     | < 0.1%                                | < 0.001   | 0.1%                    | 0.025     | < 0.1%                                     | 0.026     |
| Unknown conjugate                    | 0.1%                   | 0.001     |                                       |           | < 0.1%                  | 0.019     | < 0.1%                                     | 0.022     |
| Unknown conjugate                    | 0.1%                   | 0.001     |                                       |           | 0.2%                    | 0.060     |  |           |
| 4-CPAA                               | < 0.1%                 | 0.001     | < 0.1%                                | < 0.001   | 0.4%                    | 0.164     | 0.2%                                       | 0.070     |
| 2,6-D                                | < 0.1%                 | 0.001     | 0.2%                                  | 0.002     |                         |           | < 0.1%                                     | 0.024     |
| 4-CP                                 | < 0.1%                 | < 0.001   | < 0.1%                                | 0.001     | < 0.1%                  | 0.013     | 0.3%                                       | 0.105     |
| DCP acetyl glucose conjugate         | < 0.1%                 | 0.001     | < 0.1%                                | < 0.001   | 0.1%                    | 0.040     |  |           |
| Unknown 1                            |                        |           | 0.8%                                  | 0.009     | < 0.1%                  | 0.014     |  |           |
| 2,4-D                                | < 0.1%                 | 0.001     | 0.2%                                  | 0.002     | 2.5%                    | 0.988     | 2.5%                                       | 0.995     |
| 2,4-DCP                              |                        |           | 2.7%                                  | 0.032     | < 0.1%                  | 0.020     | 2.5%                                       | 0.975     |
| Unknown 2                            |                        |           | 0.3%                                  | 0.004     |                         |           |  |           |
| Unknown 3                            |                        |           | 0.3%                                  | 0.003     |                         |           |  |           |
| Unknown 4                            |                        |           |                                       |           | 0.2%                    | 0.098     | 0.1%                                       | 0.057     |
| DCA                                  |                        |           |                                       |           |                         |           |  |           |
| Conjugated DCP or 4-CP (sum)         | 4.5%                   | 0.054     | 0.1%                                  | 0.002     | 3.1%                    | 1.238     | 0.2%                                       | 0.091     |

The total amount of the 2 N NaOH extract analyzed by HPLC (all three SPE phases) is reported below. Overall, less than 2% of the TRR was unaccounted due to extract preparation procedural recoveries from the trash and approximately 9% from the seed. Extensive efforts were made to recover all of the radioactivity in the seed 2 N NaOH extract. As shown below, residues in both seed and trash 2 N NaOH extract are multicomponent, with the major residues characterized as parent 2,4-D and glucose conjugates of 2,4-DCP, as was observed in the neutral and basic organic extracts, plus polar radioactivity.

The SPE methanol/water elution (EL1) was acid hydrolyzed. For trash, the procedural recoveries were nearly 100%. For the seed, several attempts resulted in procedural recoveries of nearly 80%; however, without centrifugation to remove the precipitate that formed, no signal was observed in the RAM trace. With centrifugation, despite significant effort to recovery the radioactivity that precipitated, ultimately less than 4% of the TRR could be analyzed by HPLC. Apparently, hydrolysis products were strong associated with the precipitate or otherwise insoluble in solvent. After hydrolysis, the low levels of seed that were analyzed contained only 2,4-D; 2,4-DCP; and 2,6-D; each at <2% of the TRR. The trash analyses showed a similar profile to the sample before hydrolysis: a large “hump” of non-resolved radioactivity eluted from 2–22 minutes.

Table 6 Characterization of 2N NaOH extract of AAD-12 Cotton seed and trash

|                                      | Seed 2N NaOH replicate A |           | Seed hydrolyzed 2N NaOH replicate A EL1 |           | Trash 2N NaOHL replicate A |           | Trash hydrolyzed 2N NaOH replicate A EL1 <sup>a</sup> |           |
|--------------------------------------|--------------------------|-----------|---|-----------|----------------------------|-----------|---|-----------|
|                                      | % TRR                    | mg eq /kg | % TRR                                   | mg eq /kg | % TRR                      | mg eq /kg | % TRR   | mg eq /kg |
| TRR                                  | 100%                     | 1.181     | 100%                                    | 1.181     | 100%                       | 39.778    | 100%  | 39.778    |
| % Extracted                          | 31.8%                    | 0.375     | 31.8%                                   | 0.375     | 11.9%                      | 4.748     | 11.9%   | 4.748     |
| % Analyzed by HPLC                   | 22.6%                    | 0.267     | 3.8%                                    | 0.045     | 10.2%                      | 4.042     | 7.7%  | 3.079     |
| Polar (multi-component)              | 9.3%                     | 0.110     | 31.8%                                   | 0.375     | 3.8%                       | 1.503     | 1.2%  | 0.464     |
| Unknown conjugate                    |                          |           | 3.8%                                    | 0.045     |                            |           | 0.2%  | 0.078     |
| Unknown conjugate                    |                          |           |   |           |                            |           | 0.3%  | 0.105     |
| Sulfate glucose conjugate of 2,4-DCP |                          |           |   |           | 0.2%                       | 0.068     |   |           |

|                              | Seed 2N NaOH replicate A |           | Seed hydrolyzed 2N NaOH replicate A EL1 |           | Trash 2N NaOHL replicate A |           | Trash hydrolyzed 2N NaOH replicate A EL1 <sup>a</sup> |           |
|------------------------------|--------------------------|-----------|---|-----------|----------------------------|-----------|---|-----------|
|                              | % TRR                    | mg eq /kg | % TRR                                   | mg eq /kg | % TRR                      | mg eq /kg | % TRR   | mg eq /kg |
| 4-OH-2,5-D                   | 0.4%                     | 0.004     |   |           |                            |           | 0.3%  | 0.130     |
| DCP glucose conjugate        | 0.7%                     | 0.009     |   |           | 0.3%                       | 0.126     | 0.4%  | 0.144     |
| Unknown conjugate            | 2.4%                     | 0.028     |   |           | 0.2%                       | 0.088     |   |           |
| Unknown conjugate            | 0.3%                     | 0.004     |   |           | 0.1%                       | 0.051     | 0.2%  | 0.098     |
| Unknown conjugate            | 0.3%                     | 0.003     |   |           | 0.2%                       | 0.066     | 0.2%  | 0.081     |
| 4-CPAA                       |                          |           |   |           | < 0.1%                     | 0.004     | 0.1%  | 0.048     |
| 2,6-D                        | 0.7%                     | 0.008     | 0.6%                                    | 0.007     | 0.4%                       | 0.145     | 0.3%  | 0.129     |
| 4-CP                         | 0.2%                     | 0.002     |   |           | 0.3%                       | 0.110     | 0.2%  | 0.060     |
| DCP acetyl glucose conjugate | 0.3%                     | 0.004     |   |           | < 0.1%                     | 0.035     | 0.4%  | 0.144     |
| Unknown 1                    | 0.2%                     | 0.002     | 1.5%                                    | 0.017     | 0.2%                       | 0.070     | 0.2%  | 0.093     |
| 2,4-D                        | 0.2%                     | 0.002     |   |           | 1.2%                       | 0.473     | 1.4%  | 0.556     |
| 2,4-DCP                      | 2.9%                     | 0.035     | 0.6%                                    | 0.007     | 0.8%                       | 0.325     | 0.7%  | 0.291     |
| Unknown 2                    |                          |           |   |           |                            |           |   |           |
| Unknown 3                    |                          |           |   |           |                            |           |   |           |
| Unknown 4                    |                          |           |   |           | 0.1%                       | 0.057     |   |           |
| Conjugated DCP or 4-CP (sum) | 4.4%                     | 0.052     | ND                                      | ND        | 1.1%                       | 0.444     | 2.0%  | 0.779     |

<sup>a</sup> There was a non-resolved “hump” of radioactivity eluting from 2.83–21.67 min.

For the trash, >90% of the TRR was extracted and analyzed by HPLC. The major residues in trash were 2,4-D and conjugated 2,4-DCP, both at approximately 35% of the TRR, as shown below. Acid hydrolysis was effective at releasing the 2,4-DCP from the conjugates, which were known or suspected glucose conjugates.

For the seed, nearly 70% of the TRR was extracted and approximately 50% was analyzed by HPLC. The major residue in seed was conjugated 2,4-DCP at approximately 22% of the TRR. Acid hydrolysis was effective at releasing the 2,4-DCP from the conjugates, which were known or suspected glucose conjugates.

Table 7 Total characterized from extracts of AAD-12 Cotton Seed and Trash

|                                      | Seed MeOH/water Total |          | Seed Hydrolyzed Total |              | Trash MeOH/water Total |               | Trash Hydrolyzed Total |               |
|--------------------------------------|-----------------------|----------|-----------------------|--------------|------------------------|---------------|------------------------|---------------|
|                                      | % TRR                 | mg eq/kg | % TRR                 | mg eq/kg     | % TRR                  | mg eq/kg      | % TRR                  | mg eq/kg      |
| TRR                                  | 100%                  | 1.181    | 100%                  | 1.181        | 100%                   | 39.778        | 100%                   | 39.778        |
| % Extracted                          | 67.0%                 | 0.791    | 58.9%                 | 0.696        | 94.8%                  | 37.721        | 96.5%                  | 38.373        |
| % Analyzed by HPLC                   | 49.4%                 | 0.583    | 27.1%                 | 0.320        | 92.8%                  | 36.903        | 84.4%                  | 33.581        |
| Polar (multi-component)              | 9.8%                  | 0.116    |                       |              | 4.8%                   | 1.892         | 1.2%                   | 0.464         |
| Unknown conjugate                    | 0.8%                  | 0.010    |                       |              | 0.6%                   | 0.241         | 0.2%                   | 0.097         |
| Unknown conjugate                    | 0.9%                  | 0.011    |                       |              | 3.1%                   | 1.239         | 0.3%                   | 0.105         |
| Sulfate glucose conjugate of 2,4-DCP | 5.3%                  | 0.062    |                       |              | 0.2%                   | 0.088         |                        |               |
| 4-OH-2,5-D                           | 3.2%                  | 0.038    |                       |              | 2.9%                   | 1.171         | 0.4%                   | 0.142         |
| DCP glucose conjugate                | 4.9%                  | 0.058    | 0.3%                  | 0.003        | <b>25.2%</b>           | <b>10.040</b> | 0.4%                   | 0.155         |
| Unknown conjugate                    | 3.1%                  | 0.036    | < 0.1%                | < 0.001      | 0.9%                   | 0.348         | < 0.1%                 | 0.026         |
| Unknown conjugate                    | 1.5%                  | 0.017    |                       |              | 0.5%                   | 0.205         | 0.3%                   | 0.120         |
| Unknown conjugate                    | 2.2%                  | 0.026    |                       |              | 4.4%                   | 1.750         | 0.2%                   | 0.081         |
| 4-CPAA                               | < 0.1%                | < 0.001  | 0.6%                  | < 0.001      | 3.7%                   | 1.488         | 1.1%                   | 0.427         |
| 2,6-D                                | 1.2%                  | 0.014    | 1.5%                  | 0.018        | 1.4%                   | 0.572         | 0.4%                   | 0.153         |
| 4-CP                                 | 0.3%                  | 0.004    | 0.4%                  | 0.005        | 0.6%                   | 0.237         | 3.3%                   | 1.294         |
| DCP acetyl glucose conjugate         | 0.5%                  | 0.006    | < 0.1%                | 0.001        | 0.2%                   | 0.074         | 0.4%                   | 0.144         |
| Unknown 1                            |                       |          | 4.0%                  | 0.048        | 0.2%                   | 0.084         | 0.9%                   | 0.357         |
| 2,4-D                                | 5.1%                  | 0.060    | 4.3%                  | 0.050        | <b>34.7%</b>           | <b>13.788</b> | <b>28.5%</b>           | <b>11.347</b> |
| 2,4-DCP                              | 3.2%                  | 0.037    | <b>11.7%</b>          | <b>0.138</b> | 2.6%                   | 1.017         | <b>36.6%</b>           | <b>14.548</b> |
| Unknown 2                            |                       |          | 1.5%                  | 0.017        |                        |               |                        |               |
| Unknown 3                            |                       |          | 1.4%                  | 0.017        |                        |               |                        |               |

|                              | Seed MeOH/water<br>Total |              | Seed Hydrolyzed<br>Total |          | Trash MeOH/water<br>Total |               | Trash Hydrolyzed<br>Total |          |
|------------------------------|--------------------------|--------------|--------------------------|----------|---------------------------|---------------|---------------------------|----------|
|                              | % TRR                    | mg eq/kg     | % TRR                    | mg eq/kg | % TRR                     | mg eq/kg      | % TRR                     | mg eq/kg |
| Unknown 4                    |                          |              |                          |          | 1.1%                      | 0.450         | 7.0% <sup>‡</sup>         | 2.780    |
| DCA                          |                          |              |                          |          |                           |               | 0.5%                      | 0.205    |
| Conjugated DCP or 4-CP (sum) | <b>22.5%</b>             | <b>0.265</b> | 0.4%                     | 0.005    | <b>38.1%</b>              | <b>15.153</b> | 2.2%                      | 0.870    |

<sup>‡</sup> Multiple components or not reproducible.

The analytical method uses a similar extraction method of methanol/1.0 N NaOH (90/10, v/v), demonstrating effectiveness toward extracting as well as stability of 2,4-D and 2,4-DCP using this solvent. Radiovalidation with this extraction solvent has shown it to be effective for conventional crops, AAD-1 corn and AAD-12 soy. Furthermore, the analytical method includes a similar acid hydrolysis as was used in this study: 1.7 N HCl at 90°C for 1 hour.

Several components in both the neutral organic extracts and the hydrolyzed extracts have been identified. The specificity of mass spectrometry (HPLC retention time and known molecular mass when compared to a reference standard) allowed for identification of several low level components, including some which were not observed by the radioactive HPLC detection methods used for quantitation purposes.

In both the seed and trash, the mono-glucose (major metabolite), glucose-acetyl, and glucose-sulfate conjugates of 2,4-DCP were confirmed by mass spectrometry. Additional minor metabolites that were confirmed by mass spectrometry included 4-OH-2,5-D (chlorine migration and hydroxylation), 4-CPAA (loss of a chlorine), and 4-CP (loss of acetic acid to phenol from 4-CPAA). Additional conjugates were suspected due to decreased levels after acid hydrolysis, e.g., the peaks eluting at 16, 17, and 17.7 minutes. The majority of these unknown conjugates are of 2,4-DCP, as shown by the significant increase of 2,4-DCP after hydrolysis, but slight increases of 4-CP may indicate 4-CP conjugates were also present at low levels in the original extracts.

The low levels of free DCP compared to conjugated forms indicated that conjugation was rapid and the preferential route of metabolism. Radioactivity was further incorporated into natural plant constituents demonstrating extensive metabolism of the applied 2,4-D. In neither nor AAD-12 soybeans was hydroxylation and subsequent chlorine migration observed; however, the overall metabolism is consistent with the metabolic pathway of 2,4-D in conventional (non-genetically modified) plants.

#### *Metabolic pathway*

The primary route of metabolism proceeds through loss of the acetic acid side chain to form the phenol. The phenol is then rapidly conjugated with glucose, which is subsequently further conjugated. Metabolism proceeds through natural incorporation of the radiolabeled carbon into natural plant constituents, such as lignin and cellulose. The minor metabolism pathways include de-chlorination and chlorine migration with hydroxylation, to form 4-CPAA and 4-OH-2,5-D, respectively. Additional minor degradation of 2,4-DCP and 4-CPAA may then occur to form 4-CP by de-chlorination.



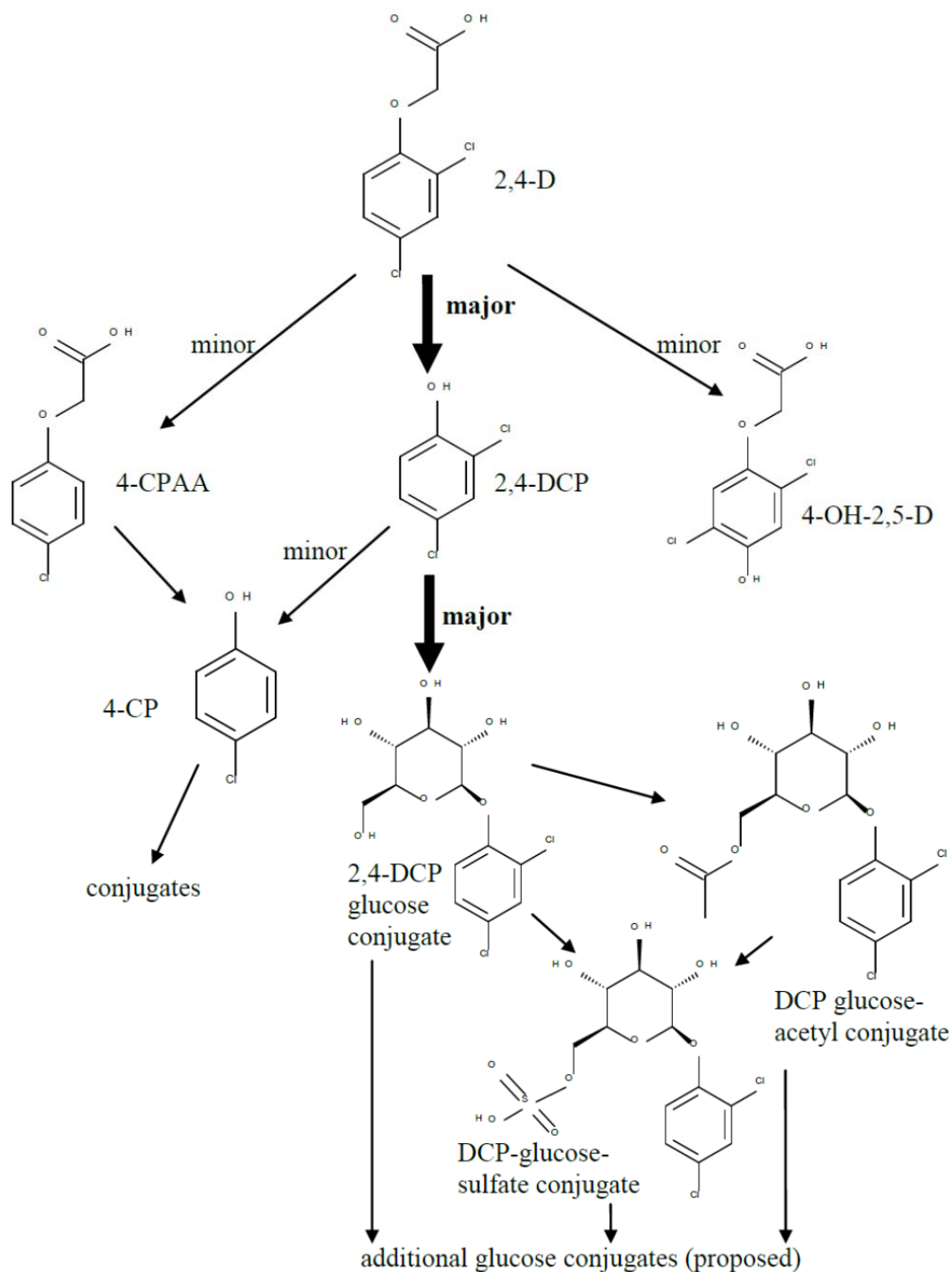


Figure 1 Proposed metabolic pathway of 2,4-D in AAD-12 cotton

## RESIDUE ANALYSIS

### *Analytical methods*

Analytical method for 2,4-D and its metabolite (2,4-DCP) in undelinted seed and gin by-products of AAD-12 cotton (Vespestad, D. 2014a, study No. 120430; Vespestad, D. 2014b, study No. 120431)

The analytical method “Procedure for the Analysis of 2,4-D and 2,4-DCP in Cotton Matrices by LC-MS/MS” was concurrently validated within the scope of the above two trial studies for residues of 2,4-D and its metabolite 2,4-DCP. The validated LOQ of the method was 0.01 mg/kg for 2,4-D and 2,4-DCP in undelinted cotton seed and cotton gin by-products.

**Procedure:** Residues of 2,4-D and 2,4-DCP were extracted from the sample matrices by shaking with a methanol:1.0M NaOH (90:10, v/v) solution. For Study No. 120430, an aliquot of each sample was taken and mixed with 5 mL of hexane. For both studies, after centrifuging, an aliquot was taken from the aqueous layer of the mixture, and a solution containing 0.1 mg/L of the mixed stable-isotope internal standards was added. The samples were mixed and concentrated to near dryness. Next, 500 µL of 2M HCl was added, and the acidified samples were incubated at  $90 \pm 5^\circ\text{C}$  for a minimum of 60 minutes. After cooling, 500 µL of methanol was added to the hydrolyzed samples; samples were mixed by vortex and rolled, then filtered into vials. The samples were analyzed using an online reverse-phase polymeric solid-phase extraction (SPE) cartridge with liquid chromatography with negative-ion electrospray tandem mass spectrometry (LC-MS/MS). Tables 8 through to Table 11 summarize the recovery data from these method validation studies.

Table 8 Summary of 2,4-D Recovery Data for Validation of Method (Study No. 120430)

| Fortification (µg/g)          | Recovery Results |               |                 |                        |                    |
|-------------------------------|------------------|---------------|-----------------|------------------------|--------------------|
|                               | n                | Range (%)     | Mean (%)        | Standard Deviation (%) | % RSD <sup>a</sup> |
| <b>Undelinted Cotton Seed</b> |                  |               |                 |                        |                    |
| 0.01                          | 10               | 88–103        | 95              | 4.4                    | 4.6                |
| 0.1                           | 8                | 89–99         | 92              | 3.5                    | 3.8                |
| 0.5                           | 2                | 94            | NA <sup>b</sup> | NA                     | NA                 |
| <b>Overall</b>                | <b>20</b>        | <b>88–103</b> |                 |                        |                    |
| <b>Gin By-products</b>        |                  |               |                 |                        |                    |
| 0.01                          | 8                | 87–108        | 94              | 6.1                    | 6.5                |
| 0.5                           | 4                | 88–94         | 91              | 2.7                    | 3.0                |
| 0.7                           | 3                | 94–100        | 97              | 3.0                    | 3.1                |
| <b>Overall</b>                | <b>15</b>        | <b>87–108</b> |                 |                        |                    |

<sup>a</sup> RSD = Relative standard deviation

<sup>b</sup> NA = Not applicable

Table 9 Summary of 2,4-DCP Recovery Data for Validation of Method (Study No. 120430)

| Fortification (µg/g)          | Recovery Results |               |                 |                        |                    |
|-------------------------------|------------------|---------------|-----------------|------------------------|--------------------|
|                               | n                | Range (%)     | Mean (%)        | Standard Deviation (%) | % RSD <sup>a</sup> |
| <b>Undelinted Cotton Seed</b> |                  |               |                 |                        |                    |
| 0.01                          | 10               | 92–114        | 103             | 7.1                    | 6.9                |
| 0.1                           | 8                | 92–103        | 98              | 3.4                    | 3.5                |
| 0.5                           | 2                | 98–103        | NA <sup>b</sup> | NA                     | NA                 |
| <b>Overall</b>                | <b>20</b>        | <b>92–114</b> |                 |                        |                    |
| <b>Gin By-products</b>        |                  |               |                 |                        |                    |
| 0.01                          | 8                | 78–106        | 92              | 8.8                    | 9.6                |
| 0.5                           | 4                | 92–97         | 94              | 1.9                    | 2.1                |
| 0.7                           | 3                | 88–105        | 95              | 8.9                    | 9.4                |
| <b>Overall</b>                | <b>15</b>        | <b>78–106</b> |                 |                        |                    |

<sup>a</sup> RSD = Relative standard deviation

<sup>b</sup> NA = Not applicable

Table 10 Summary of 2,4-D Recovery Data for Validation of Method (Study No. 120431)

| Fortification ( $\mu\text{g/g}$ ) | Recovery Results |               |          |                        |                    |
|-----------------------------------|------------------|---------------|----------|------------------------|--------------------|
|                                   | n                | Range (%)     | Mean (%) | Standard Deviation (%) | % RSD <sup>a</sup> |
| <b>Undelinted Cotton Seed</b>     |                  |               |          |                        |                    |
| 0.01                              | 4                | 81–96         | 90       | 6.6                    | 7.3                |
| 0.5                               | 4                | 84–97         | 90       | 5.1                    | 5.6                |
| <b>Overall</b>                    | <b>8</b>         | <b>81–97</b>  |          |                        |                    |
| <b>Hulls</b>                      |                  |               |          |                        |                    |
| 0.01                              | 4                | 86–100        | 92       | 6.2                    | 6.7                |
| 0.5                               | 4                | 88–91         | 90       | 1.2                    | 1.4                |
| <b>Overall</b>                    | <b>8</b>         | <b>86–100</b> |          |                        |                    |
| <b>Untoasted Meal</b>             |                  |               |          |                        |                    |
| 0.01                              | 4                | 82–100        | 92       | 8                      | 8.6                |
| 0.5                               | 4                | 82–91         | 87       | 4                      | 4.6                |
| <b>Overall</b>                    | <b>8</b>         | <b>82–100</b> |          |                        |                    |
| <b>Toasted Meal</b>               |                  |               |          |                        |                    |
| 0.01                              | 4                | 84–97         | 91       | 6.7                    | 7.3                |
| 0.5                               | 4                | 75–94         | 84       | 10.4                   | 12.4               |
| <b>Overall</b>                    | <b>8</b>         | <b>75–97</b>  |          |                        |                    |
| <b>Crude Oil</b>                  |                  |               |          |                        |                    |
| 0.01                              | 4                | 80–91         | 83       | 5.2                    | 6.3                |
| 0.5                               | 4                | 82–86         | 84       | 1.9                    | 2.3                |
| <b>Overall</b>                    | <b>8</b>         | <b>80–91</b>  |          |                        |                    |
| <b>Refined Oil</b>                |                  |               |          |                        |                    |
| 0.01                              | 4                | 79–95         | 87       | 7.5                    | 8.6                |
| 0.5                               | 4                | 89–100        | 95       | 5.3                    | 5.6                |
| <b>Overall</b>                    | <b>8</b>         | <b>79–100</b> |          |                        |                    |

<sup>a</sup> RSD = Relative standard deviation

Table 11 Summary of 2,4-DCP Recovery Data for Validation of Method (Study No. 120431)

| Fortification ( $\mu\text{g/g}$ ) | Recovery Results |               |          |                        |                    |
|-----------------------------------|------------------|---------------|----------|------------------------|--------------------|
|                                   | n                | Range (%)     | Mean (%) | Standard Deviation (%) | % RSD <sup>a</sup> |
| <b>Undelinted Cotton Seed</b>     |                  |               |          |                        |                    |
| 0.01                              | 4                | 76–107        | 95       | 14                     | 14.7               |
| 0.5                               | 4                | 90–98         | 96       | 3.5                    | 3.7                |
| <b>Overall</b>                    | <b>8</b>         | <b>76–107</b> |          |                        |                    |
| <b>Hulls</b>                      |                  |               |          |                        |                    |
| 0.01                              | 4                | 94–123        | 107      | 13.4                   | 12.5               |
| 0.5                               | 4                | 92–101        | 96       | 4.2                    | 4.4                |
| <b>Overall</b>                    | <b>8</b>         | <b>92–123</b> |          |                        |                    |
| <b>Untoasted Meal</b>             |                  |               |          |                        |                    |
| 0.01                              | 4                | 103–112       | 108      | 4.4                    | 4.1                |
| 0.5                               | 4                | 92–99         | 95       | 3.1                    | 3.2                |
| <b>Overall</b>                    | <b>8</b>         | <b>92–112</b> |          |                        |                    |
| <b>Toasted Meal</b>               |                  |               |          |                        |                    |
| 0.01                              | 4                | 101–116       | 107      | 6.7                    | 6.2                |
| 0.5                               | 4                | 84–105        | 93       | 10.1                   | 10.8               |
| <b>Overall</b>                    | <b>8</b>         | <b>84–116</b> |          |                        |                    |
| <b>Crude Oil</b>                  |                  |               |          |                        |                    |
| 0.01                              | 4                | 105–110       | 108      | 2.2                    | 2.1                |
| 0.5                               | 4                | 95–106        | 100      | 4.8                    | 4.8                |
| <b>Overall</b>                    | <b>8</b>         | <b>95–110</b> |          |                        |                    |
| <b>Refined Oil</b>                |                  |               |          |                        |                    |
| 0.01                              | 4                | 98–112        | 107      | 6.2                    | 5.9                |
| 0.5                               | 4                | 94–96         | 95       | 0.7                    | 0.8                |
| <b>Overall</b>                    | <b>8</b>         | <b>94–112</b> |          |                        |                    |

<sup>a</sup> RSD = Relative standard deviation

### Stability of Pesticide Residues in Stored Analytical Samples

Freezer storage stability of 2,4-D and 2,4-DCP in samples of transgenic cotton and its processed fractions were studied at the fortification level of 0.10 mg/kg at -20 °C (nominal) for a duration of 3 to 8 months. The residue levels of transgenic cotton and its processed fractions were analyzed after 1 month-, 2 month and 3 month storage. At additional interval of 6 months and 8 month for the undelinted seed and 6 months for gin by products storage stability was determined (Gesell, J.T., Smith, K. A. 2014; Report No. 130518). Samples were analysed using the same method as that employed in the two residue trial studies (Study No. 120430 and 120431, "Procedure for the Analysis of 2,4-D and 2,4-DCP in Cotton Matrices by LC-MS/MS").

The results of the study indicate that residues of 2,4-D and 2,4-DCP are stable in cotton gin by-products for at least 6 months and stable in cotton hulls, untoasted meal, toasted meal, crude oil, and refined oil for at least 3 months when stored at -20 °C. Additionally, the results of the study indicate that residues of 2,4-D and 2,4-DCP experienced some observable degradation in cotton undelinted seed during storage. (Tables 12 and 13).

Table 12 Summary Results of Frozen Storage Stability Samples for 2,4-D

| Length of Frozen Storage (Months) | Average Uncorrected 2,4-D (mg/kg) | Percent Remaining | Procedural Recovery (%) |
|-----------------------------------|-----------------------------------|-------------------|-------------------------|
| <b>Seed</b>                       |                                   |                   |                         |
| 0                                 | 0.092                             | 100               | 92                      |
| 1                                 | 0.064                             | 70                | 98                      |
| 2                                 | 0.061                             | 66                | 95                      |
| 3                                 | 0.065                             | 71                | 94                      |
| 6                                 | 0.062                             | 67                | 89                      |
| 8                                 | 0.063                             | 68                | 93                      |
| <b>Gin by-products</b>            |                                   |                   |                         |
| 0                                 | 0.090                             | 100               | 88                      |
| 1                                 | 0.090                             | 100               | 96                      |
| 2                                 | 0.091                             | 101               | 92                      |
| 3                                 | 0.086                             | 96                | 89                      |
| 6                                 | 0.091                             | 101               | 89                      |
| <b>Hulls</b>                      |                                   |                   |                         |
| 0                                 | 0.092                             | 100               | 96                      |
| 1                                 | 0.079                             | 86                | 96                      |
| 2                                 | 0.083                             | 90                | 96                      |
| 3                                 | 0.087                             | 94                | 100                     |
| <b>Untoasted meal</b>             |                                   |                   |                         |
| 0                                 | 0.097                             | 100               | 93                      |
| 1                                 | 0.091                             | 94                | 90                      |
| 2                                 | 0.101                             | 104               | 101                     |
| 3                                 | 0.104                             | 107               | 100                     |
| <b>Toasted meal</b>               |                                   |                   |                         |
| 0                                 | 0.099                             | 100               | 100                     |
| 1                                 | 0.098                             | 99                | 95                      |
| 2                                 | 0.102                             | 103               | 100                     |
| 3                                 | 0.105                             | 106               | 100                     |
| <b>Crude oil</b>                  |                                   |                   |                         |
| 0                                 | 0.093                             | 100               | 92                      |
| 1                                 | 0.094                             | 101               | 88                      |
| 2                                 | 0.102                             | 110               | 100                     |
| 3                                 | 0.105                             | 113               | 104                     |
| <b>Refined oil</b>                |                                   |                   |                         |
| 0                                 | 0.102                             | 100               | 98                      |
| 1                                 | 0.106                             | 104               | 97                      |
| 2                                 | 0.103                             | 101               | 100                     |
| 3                                 | 0.103                             | 101               | 101                     |

Table 13 Summary Results of Frozen Storage Stability Samples for 2,4-DCP

| Length of Frozen Storage (Months) | Average Uncorrected 2,4-DCP ( $\mu\text{g/g}$ ) | Average Uncorrected Percent Remaining | Procedural recovery (%) |
|-----------------------------------|---|---------------------------------------|-------------------------|
| <b>Seed</b>                       |   |                                       |                         |
| 0                                 | 0.099   | 100                                   | 96                      |
| 1                                 | 0.075   | 76                                    | 95                      |
| 2                                 | 0.074   | 75                                    | 94                      |
| 3                                 | 0.072   | 73                                    | 94                      |
| 6                                 | 0.062   | 63                                    | 88                      |
| 8                                 | 0.056   | 57                                    | 96                      |
| <b>Gin by-products</b>            |   |                                       |                         |
| 0                                 | 0.090   | 100                                   | 92                      |
| 1                                 | 0.096   | 107                                   | 98                      |
| 2                                 | 0.093   | 103                                   | 94                      |
| 3                                 | 0.096   | 107                                   | 90                      |
| 6                                 | 0.096   | 107                                   | 98                      |
| <b>Hulls</b>                      |   |                                       |                         |
| 0                                 | 0.098   | 100                                   | 100                     |
| 1                                 | 0.097   | 99                                    | 104                     |
| 2                                 | 0.090   | 92                                    | 102                     |
| 3                                 | 0.090   | 92                                    | 106                     |
| <b>Untoasted meal</b>             |   |                                       |                         |
| 0                                 | 0.104   | 100                                   | 102                     |
| 1                                 | 0.104   | 100                                   | 95                      |
| 2                                 | 0.103   | 99                                    | 101                     |
| 3                                 | 0.103   | 99                                    | 97                      |
| <b>Toasted meal</b>               |   |                                       |                         |
| 0                                 | 0.102   | 100                                   | 100                     |
| 1                                 | 0.112   | 110                                   | 104                     |
| 2                                 | 0.102   | 100                                   | 100                     |
| 3                                 | 0.105   | 103                                   | 102                     |
| <b>Crude oil</b>                  |   |                                       |                         |
| 0                                 | 0.106   | 100                                   | 107                     |
| 1                                 | 0.114   | 108                                   | 104                     |
| 2                                 | 0.103   | 97                                    | 101                     |
| 3                                 | 0.104   | 98                                    | 96                      |
| <b>Refined oil</b>                |   |                                       |                         |
| 0                                 | 0.103   | 100                                   | 102                     |
| 1                                 | 0.105   | 102                                   | 107                     |
| 2                                 | 0.102   | 99                                    | 100                     |
| 3                                 | 0.105   | 102                                   | 102                     |

## USE PATTERN

2,4-D is an herbicide in the phenoxyacetic acid family that mimics the naturally occurring plant auxins and overloads the plant's auxin balance affecting vital processes such as cell division and elongation, resulting in abnormal growth and control of susceptible plants. It is used postemergence for selective control of broadleaf weeds in a number of crops and also in other sites including pasture and rangeland. 2,4-D is currently registered for use on a number of crops in many countries.

Many of the 2,4-D formulations in use contain the amine salts of 2,4-D, which are more water soluble than the acid, or the ester derivatives, which are readily dissolved in an organic solvent. There are two formulations containing 2,4-D in the USA related to the use on AAD-12 cotton. The two formulations contain 2,4-D in the form of 2,4-D choline, which is a quaternary ammonium salt.

Table 14 presents a summary of the GAP for use of 2,4-D choline salt in the in the USA in AAD-12 cotton. The application rate for 2,4-D in the GAP table as well as in the summary of supervised residue trials is presented based on 2,4-D acid (acid equivalent or a.e. basis). All the uses are ground broadcast spray in the field.

Table 14 Registered uses of 2,4-D for cotton

| Crop             | Country | Conc.,<br>g ai/L,<br>Form | Application  |              |            |              |             | PHI<br>days  |                 |
|------------------|---------|---------------------------|--|--------------|------------|--------------|-------------|--|-----------------|
|                  |         |                           | Timing   | g ae/hL      | L/ha       | g ae/ha      | No.         |  | Interval<br>day |
| AAD-12<br>Cotton | USA     | 455 SL                    | Preplant/preemergence<br>+<br>Postemergence (from crop<br>emergence to full<br>flowering; BBCH 65) | 570-<br>1130 | 94-<br>140 | 800-<br>1060 | 1<br>+<br>2 | 12<br>(between<br>the 2 <sup>nd</sup> and<br>3 <sup>rd</sup> ) | ≥30             |
| Cotton           | USA     | 192 SL                    | Preplant/preemergence<br>+<br>Postemergence (from crop<br>emergence to full<br>flowering; BBCH 65) | 570-<br>1130 | 94-<br>140 | 780-<br>1060 | 1<br>+<br>2 | 12<br>(between<br>the 2 <sup>nd</sup> and<br>3 <sup>rd</sup> ) | ≥30             |

## RESULTS OF SUPERVISED RESIDUE TRIALS ON CROPS

### AAD-12 Cotton

The critical GAP for residue trials with 2,4-D conducted in AAD-12 cotton in the USA is summarized in Table 15. As indicated in this summary table, the critical GAP is based on a total of three applications of 2,4-D, each at a rate of 1060 g eq/ha with one application made preemergence and two applications postemergence with the first postemergence application targeted at 12 days prior to the time when the crop would reach BBCH 65 (mid-bloom) when the final/second postemergence application would occur.

Table 15 Critical GAP for 2,4-D in USA Cotton Expressing AAD-12

| Type of Application   | Max. no. of<br>Applications   | Max. Rate (g ae/ha)                   | Min. Interval<br>between<br>Applications         | Maximum Growth Stage at<br>Final Application |
|---|---|---------------------------------------|--|--|
| Preemergence<br>+<br>Postemergence<br>(Ground broadcast<br>spray) | 1 Preemergence<br>+<br>2 Postemergence<br>applications<br>(Total of 3 applications<br>for the season) | 1060<br>(seasonal maximum of<br>3180) | 12 days between<br>postemergence<br>applications | BBCH 65<br>(mid-bloom growth stage)          |

A total of 16 trials were carried out in the USA, where cotton is grown commercially, with 2,4-D on AAD-12 cotton during 2012 (Study ID 120430, Vespestad, 2014a). AAD-12 cotton contained the inserted Aryloxyalkanoate Dioxygenase-12 (*aad-12*) gene, which expresses the AAD-12 protein and is a genetic modification added to increase tolerance of cotton to the herbicide 2,4-D. The crop was grown according to typical commercial production practices at the trial sites. The application / use pattern of 2,4-D in these trials was in compliance with the critical GAP listed in Table 15.

Each trial included two plots: an untreated control plot and a treated plot that received three applications of an SL formulation of 2,4-D choline salt (formulation number GF-2654), at the target application rate of 1120 g acid equivalent (ae) per ha for each application, which is within the range of ± 25% of the critical GAP application rate of 1060 g ae/ha. The SL formulation was applied at pre-emergence, post-emergence at approximately 12 days before application 3, and post-emergence at the BBCH 65 growth stage (mid-bloom) at all site locations. Applications were performed with pressurized ground broadcast spray equipment, using a tractor-mounted boom or a backpack sprayer with a hand-held boom.

Seed cotton was collected from all plots at earliest crop maturity suitable for commercial harvest and was ginned to separate undelinted seed and cotton gin by-products from the lint within approximately 24 hours of harvest. Two independently collected replicate samples of seed cotton were obtained from the treated plot at each sampling interval, and one sample was obtained from

control plots, with each sample being obtained from at least 12 separate areas of the plot. Raw Agricultural Commodity (RAC) samples of undelinted cottonseed were collected from all trials and cotton gin by-products were collected from five selected trials in Oklahoma and Texas (120430 OK-2, TX-2, TX-3, TX-4, and TX-5). All cotton gin by-product samples were collected using cotton stripper harvest (USA EPA guidelines require data for cotton gin by-products on only stripper cotton from three field trials; but data from picker cotton are not required). At decline trials, undelinted cottonseed and cotton gin by-product samples were collected at five timing intervals; at 7 days prior to when cotton was expected to first reach maturity suitable for commercial harvest, at earliest crop maturity suitable for commercial harvest, and approximately 7 days, 14 days, and 21 days following earliest crop maturity sampling. Only undelinted cottonseed was collected from decline trial 120430 AR-1.

The samples of undelinted cottonseed and cotton gin by-products were placed into frozen storage generally within 4 hours after collection. Samples were stored frozen at field sites, and then shipped frozen to the analytical laboratory, where they were homogenized and held in frozen storage (maximum storage interval of 145 days for undelinted cottonseed and 161 days for cotton gin by-products) until analyzed for 2,4-D and 2,4-DCP. Results from a frozen storage stability study with 2,4-D and 2,4-DCP indicated at least 92%, if corrected for concurrent recovery) of both compounds remained in cotton gin byproducts for a period of 6 months/184 days (Gesell, 2014), which fully covers the storage period in the magnitude of residue study.

The LC-MS/MS method used for analysis of 2,4-D and 2,4-DCP was validated concurrently within the scope of the residue study. The analytical method had a limit of quantification (LOQ) of 0.01 µg/g, and a limit of detection (LOD) of 0.003 µg/g, for both 2,4-D and 2,4-DCP for the matrix types analyzed. Individual concurrent recoveries for undelinted cottonseed and cotton gin by-products ranged from 87 to 108% for 2,4-D and 78 to 114% for 2,4-DCP over all levels.

A summary of the 2,4-D and 2,4-DCP residue data for undelinted cottonseed and for cotton gin by-products for each of the sixteen trials conducted in the USA is presented in Table 16 and Table 18, respectively. Residue values from both replicate samples collected from each treated plot are presented, as well as an average of the two replicate values. Residue concentrations in study samples are reported as the uncorrected concentration. Analyte residues were detected in both treated sample matrices but were generally highest in cotton gin by-products. Decline data indicated that residues of 2,4-DCP in undelinted cottonseed and gin by-products generally decreased at longer days after the last application. In the decline trials, the samples collected at earliest crop maturity suitable for commercial harvest (second sampling interval) were selected as the samples used to represent the GAP residue values for that trial since this sample collection interval aligns with the interval targeted in other trials (i.e. at earliest crop maturity suitable for commercial harvest) and generally provided the highest level of residues.

In addition to results from the 16 critical GAP-compliant trials conducted in the USA, there are results from five trials conducted in Brazil during 2014-2015 that are also included in the residue trial summary presented in Table 16 (Study ID numbers 141060/141060.01). Registration of 2,4-D on GM cotton in Brazil is not anticipated until 2018, these trials were included in this document.

The targeted use pattern for the five trials conducted in Brazil (Study ID numbers 141060/141060.01) was as follows: a total of four applications of 2,4-D with each at a nominal rate of 1368 g ae/ha; one application was preplant (approximately 15 days before planting), one application preemergence, and two applications postemergence. Therefore, the total seasonal application rate for the Brazil trails targeted 5472 g ae/ha ( $4 \times 1368$  g ae/ha) with 2,736 g ae/ha ( $2 \times 1368$  g ae/ha) of the total seasonal rate applied after crop emergence (postemergence). By comparison, the critical GAP for the U.S. is for a total seasonal application rate of 3,180 g ae/ha ( $3 \times 1060$  g ae/ha) with 2,052 g ae/ha ( $2 \times 1060$  g ae/ha) applied after crop emergence.

The formulation applied in the Brazil trials was 455 SL. Applications were performed with pressurized ground broadcast spray equipment, using a backpack sprayer with a hand-held boom. There was a single untreated and treated plot at each trial site.

A single sample of seed cotton was collected from each the untreated and treated plot at sampling and the seed was mechanically separated, providing at least 1 kg of seed per sample. Samples of cotton gin by-products were not collected from these trials. Decline samples were collected in three of the five trials conducted in Brazil. Samples were analysed within 84 to 118 days of sample collection using the same LC-MS/MS analytical method used for the USA trials.

The sums of residues of 2,4-D and 2,4-DCP in undelinted cottonseed and cotton gin by products from the field residue study are presented in Table 17 and

Table 19, respectively.

In Table 16 and 18, 2,4-DCP residues are expressed (uncorrected) as 2,4-DCP.

Table 16 Summary of 2,4-D Residue Trial Data in Undelinted Cotton Seed from Cotton Expressing AAD-12

| Trial ID / Country / Year | Formulation | No. of Apps. | Rate (g ae/ha)     | DALA (days)     | 2,4-D (mg/kg) |                           | 2,4-DCP (mg/kg) <sup>*</sup> |                           | Reference (Study ID No.) |
|---------------------------|-------------|--------------|--------------------|-----------------|---------------|---------------------------|------------------------------|---------------------------|--------------------------|
|                           |             |              |                    |                 | Rep. Samples  | Avg. Residue <sup>a</sup> | Rep. Samples                 | Avg. Residue <sup>b</sup> |                          |
| 120430 AR-1 / USA / 2012  | GF-2654     | 3            | 1122 + 1121 + 1124 | 51              | < 0.01        | < 0.01                    | 0.093                        | 0.092                     | 120430                   |
|                           |             |              |                    |                 | < 0.01        |                           | 0.090                        |                           |                          |
|                           |             |              |                    | 58 <sup>c</sup> | < 0.01        | <b>ND</b>                 | 0.061                        | 0.074                     |                          |
|                           |             |              |                    |                 | ND            |                           | 0.086                        |                           |                          |
|                           |             |              |                    | 65              | 0.012         | < 0.01                    | 0.043                        | 0.043                     |                          |
|                           |             |              |                    |                 | ND            |                           | 0.043                        |                           |                          |
| 72                        | ND          | ND           | 0.041              | 0.044           |               |                           |                              |                           |                          |
|                           | ND          |              | 0.046              |                 |               |                           |                              |                           |                          |
| 79                        | ND          | ND           | 0.042              | 0.034           |               |                           |                              |                           |                          |
|                           | ND          |              | 0.025              |                 |               |                           |                              |                           |                          |
| 120430 CA-1 / USA / 2012  | GF-2654     | 3            | 1147 + 1128 + 1143 | 81              | < 0.01        | <b>ND</b>                 | 0.076                        | 0.079                     | 120430                   |
|                           |             |              |                    |                 | ND            |                           | 0.082                        |                           |                          |
| 120430 CA-2 / USA / 2012  | GF-2654     | 3            | 1113 + 1140 + 1096 | 113             | ND            | <b>ND</b>                 | 0.049                        | 0.041                     | 120430                   |
|                           |             |              |                    |                 | ND            |                           | 0.033                        |                           |                          |
| 120430 CA-3 / USA / 2012  | GF-2654     | 3            | 1129 + 1115 + 1146 | 79              | 0.011         | <b>0.016</b>              | 0.075                        | 0.070                     | 120430                   |
|                           |             |              |                    |                 | 0.020         |                           | 0.065                        |                           |                          |
| 120430 CA-4 / USA / 2012  | GF-2654     | 3            | 1126 + 1127 + 1122 | 57              | 0.055         | <b>0.070</b>              | 0.093                        | 0.099                     | 120430                   |
|                           |             |              |                    |                 | 0.084         |                           | 0.105                        |                           |                          |
| 120430 GA-1 / USA / 2012  | GF-2654     | 3            | 1150 + 1133 + 1126 | 74              | ND            | <b>ND</b>                 | 0.050                        | 0.048                     | 120430                   |
|                           |             |              |                    |                 | ND            |                           | 0.046                        |                           |                          |
| 120430 MO-1 / USA / 2012  | GF-2654     | 3            | 1122 + 1128 + 1125 | 79              | ND            | <b>ND</b>                 | 0.012                        | 0.012                     | 120430                   |
|                           |             |              |                    |                 | ND            |                           | 0.012                        |                           |                          |
| 120430 MS-1 / USA / 2012  | GF-2654     | 3            | 1137 + 1149 + 1113 | 77              | ND            | <b>ND</b>                 | 0.024                        | 0.024                     | 120430                   |
|                           |             |              |                    |                 | ND            |                           | 0.023                        |                           |                          |
| 120430 MS-2 / USA / 2012  | GF-2654     | 3            | 1079 + 1124 + 1121 | 84              | ND            | <b>ND</b>                 | 0.032                        | 0.032                     | 120430                   |
|                           |             |              |                    |                 | ND            |                           | 0.031                        |                           |                          |
| 120430 NC-1 / USA / 2012  | GF-2654     | 3            | 1117 + 1120 + 1139 | 84              | ND            | <b>ND</b>                 | 0.076                        | 0.082                     | 120430                   |
|                           |             |              |                    |                 | ND            |                           | 0.087                        |                           |                          |
| 120430 OK-1 / USA / 2012  | GF-2654     | 3            | 1131 + 1096 + 1098 | 87              | ND            | <b>ND</b>                 | 0.039                        | 0.035                     | 120430                   |
|                           |             |              |                    |                 | ND            |                           | 0.030                        |                           |                          |
| 120430 OK-2 / USA / 2012  | GF-2654     | 3            | 1139 + 1101 + 1106 | 70              | ND            | <b>ND</b>                 | 0.116                        | 0.152                     | 120430                   |
|                           |             |              |                    |                 | ND            |                           | 0.188                        |                           |                          |
| 120430 TX-                | GF-         | 3            | 1124 +             | 81              | < 0.01        | <b>&lt; 0.01</b>          | 0.158                        | 0.140                     | 120430                   |



| Trial ID / Country / Year | Formulation | No. of Apps. | Rate (g ae/ha)            | DALA (days)     | 2,4-D (mg/kg) |                           | 2,4-DCP (mg/kg)* |                           | Reference (Study ID No.) |
|---------------------------|-------------|--------------|---------------------------|-----------------|---------------|---------------------------|------------------|---------------------------|--------------------------|
|                           |             |              |                           |                 | Rep. Samples  | Avg. Residue <sup>a</sup> | Rep. Samples     | Avg. Residue <sup>b</sup> |                          |
| 2/ USA / 2012             | 2654        |              | 1132 + 1128               |                 | < 0.01        |                           | 0.122            |                           |                          |
| 120430 TX-3 / USA / 2012  | GF-2654     | 3            | 1127 + 1126 + 1116        | 61              | < 0.01        | < 0.01                    | 0.069            | 0.064                     | 120430                   |
|                           |             |              |                           |                 | < 0.01        |                           | 0.058            |                           |                          |
|                           |             |              |                           | 69 <sup>c</sup> | < 0.01        | <u>&lt; 0.01</u>          | 0.033            | 0.034                     |                          |
|                           |             |              |                           |                 | < 0.01        |                           | 0.034            |                           |                          |
|                           |             |              |                           | 76              | ND            | ND                        | 0.026            | 0.029                     |                          |
|                           |             |              |                           |                 | ND            |                           | 0.031            |                           |                          |
|                           |             |              |                           | 83              | < 0.01        | < 0.01                    | 0.046            | 0.040                     |                          |
|                           |             |              |                           |                 | < 0.01        |                           | 0.034            |                           |                          |
|                           |             |              |                           | 90              | < 0.01        | < 0.01                    | 0.041            | 0.040                     |                          |
|                           |             |              |                           |                 | < 0.01        |                           | 0.039            |                           |                          |
| 120430 TX-4 / USA / 2012  | GF-2654     | 3            | 1119 + 1111 + 1112        | 79              | < 0.01        | ND                        | 0.140            | 0.124                     | 120430                   |
|                           |             |              |                           |                 | ND            |                           | 0.108            |                           |                          |
|                           |             |              |                           | 86 <sup>c</sup> | < 0.01        | <u>0.014</u>              | 0.163            | 0.148                     |                          |
|                           |             |              |                           |                 | 0.022         |                           | 0.132            |                           |                          |
|                           |             |              |                           | 93              | < 0.01        | < 0.01                    | 0.134            | 0.148                     |                          |
|                           |             |              |                           |                 | < 0.01        |                           | 0.162            |                           |                          |
|                           |             |              |                           | 100             | < 0.01        | < 0.01                    | 0.196            | 0.172                     |                          |
|                           |             |              |                           |                 | < 0.01        |                           | 0.148            |                           |                          |
|                           |             |              |                           | 107             | < 0.01        | < 0.01                    | 0.228            | 0.211                     |                          |
|                           |             |              |                           |                 | < 0.01        |                           | 0.194            |                           |                          |
| 120430 TX-5 / USA / 2012  | GF-2654     | 3            | 1112 + 1130 + 1125        | 82              | ND            | ND                        | 0.080            | 0.074                     | 120430                   |
|                           |             |              |                           |                 | ND            |                           | 0.068            |                           |                          |
|                           |             |              |                           | 89 <sup>c</sup> | ND            | <u>ND</u>                 | 0.091            | 0.081                     |                          |
|                           |             |              |                           |                 | ND            |                           | 0.071            |                           |                          |
|                           |             |              |                           | 96              | ND            | ND                        | 0.052            | 0.051                     |                          |
|                           |             |              |                           |                 | ND            |                           | 0.050            |                           |                          |
|                           |             |              |                           | 103             | ND            | ND                        | 0.041            | 0.041                     |                          |
|                           |             |              |                           |                 | ND            |                           | 0.041            |                           |                          |
|                           |             |              |                           | 111             | ND            | ND                        | 0.052            | 0.058                     |                          |
|                           |             |              |                           |                 | ND            |                           | 0.064            |                           |                          |
| GO1 / Brazil / 2014       | GF-3073     | 4            | 1382 + 1315 + 1363 + 1356 | 125             | ND            | —                         | ND               | —                         | 141060/141060.01         |
| MG1 / Brazil / 2014       | GF-3073     | 4            | 1361 + 1334 + 1505 + 1368 | 125             | ND            | —                         | ND               | —                         | 141060/141060.01         |
| SP1 / Brazil / 2014       | GF-3073     | 4            | 1402 + 1327 + 1343 + 1382 | 111             | ND            | —                         | 0.024            | —                         | 141060/141060.01         |
|                           |             |              |                           | 117             | ND            | —                         | 0.026            | —                         |                          |
|                           |             |              |                           | 125             | ND            | —                         | 0.028            | —                         |                          |
|                           |             |              |                           | 132             | ND            | —                         | 0.035            | —                         |                          |
|                           |             |              |                           | 139             | ND            | —                         | 0.031            | —                         |                          |
| SP2 / Brazil / 2014       | GF-3073     | 4            | 1334 + 1348 + 1382 + 1368 | 111             | ND            | —                         | ND               | —                         | 141060/141060.01         |
|                           |             |              |                           | 117             | ND            | —                         | ND               | —                         |                          |
|                           |             |              |                           | 125             | ND            | —                         | ND               | —                         |                          |
|                           |             |              |                           | 132             | ND            | —                         | ND               | —                         |                          |
|                           |             |              |                           | 139             | ND            | —                         | 0.013            | —                         |                          |
| SP3 / Brazil / 2014       | GF-3073     | 4            | 1368 + 1348 + 1320 + 1402 | 119             | ND            | —                         | 0.016            | —                         | 141060/141060.01         |
|                           |             |              |                           | 125             | ND            | —                         | ND               | —                         |                          |
|                           |             |              |                           | 131             | ND            | —                         | ND               | —                         |                          |
|                           |             |              |                           | 139             | ND            | —                         | ND               | —                         |                          |

\* Including conjugates.

<sup>a</sup> 2,4-D values underlined are considered compliant with the critical GAP and are selected for use in MRL calculation

<sup>b</sup> 2,4-DCP values shown in italics in decline trials are those for the sampling that is the earliest mature harvest

<sup>c</sup> Sampling interval for crop maturity at normal commercial harvest in decline trials

Table 17 Sum of 2,4-D and 2,4-DCP Residues in Undelinted Cotton Seed, Expressed as 2,4-D Equivalents—Results from USA Trials

| Field Trial ID <sup>a</sup> | Rep | Residues (mg/kg) |         |   |                                       | Trial Site Average <sup>d</sup> |
|-----------------------------|-----|------------------|---------|---|---------------------------------------|---------------------------------|
|                             |     | 2,4-D            | 2,4-DCP | 2,4-DCP in 2,4-D Equivalents <sup>b</sup> | Sum of 2,4-D and 2,4-DCP <sup>c</sup> |                                 |
| 120430 CA-1                 | 1   | < 0.01           | 0.076   | 0.103                                     | 0.113                                 | 0.117                           |
|                             | 2   | ND               | 0.082   | 0.111                                     | 0.121                                 |                                 |
| 120430 CA-2                 | 1   | ND               | 0.049   | 0.066                                     | 0.076                                 | 0.066                           |
|                             | 2   | ND               | 0.033   | 0.045                                     | 0.055                                 |                                 |
| 120430 CA-3                 | 1   | 0.011            | 0.075   | 0.102                                     | 0.113                                 | 0.110                           |
|                             | 2   | 0.02             | 0.065   | 0.088                                     | 0.108                                 |                                 |
| 120430 CA-4                 | 1   | 0.055            | 0.093   | 0.126                                     | 0.181                                 | 0.204                           |
|                             | 2   | 0.084            | 0.105   | 0.142                                     | 0.226                                 |                                 |
| 120430 GA-1                 | 1   | ND               | 0.050   | 0.068                                     | 0.078                                 | 0.075                           |
|                             | 2   | ND               | 0.046   | 0.062                                     | 0.072                                 |                                 |
| 120430 NC-1                 | 1   | ND               | 0.076   | 0.103                                     | 0.113                                 | 0.121                           |
|                             | 2   | ND               | 0.087   | 0.118                                     | 0.128                                 |                                 |
| 120430 MO-1                 | 1   | ND               | 0.012   | 0.016                                     | 0.026                                 | 0.026                           |
|                             | 2   | ND               | 0.012   | 0.016                                     | 0.026                                 |                                 |
| 120430 MS-1                 | 1   | ND               | 0.024   | 0.033                                     | 0.043                                 | 0.042                           |
|                             | 2   | ND               | 0.023   | 0.031                                     | 0.041                                 |                                 |
| 120430 MS-2                 | 1   | ND               | 0.032   | 0.043                                     | 0.053                                 | 0.053                           |
|                             | 2   | ND               | 0.031   | 0.042                                     | 0.052                                 |                                 |
| 120430 OK-1                 | 1   | ND               | 0.039   | 0.053                                     | 0.063                                 | 0.057                           |
|                             | 2   | ND               | 0.030   | 0.041                                     | 0.051                                 |                                 |
| 120430 OK-2                 | 1   | ND               | 0.116   | 0.157                                     | 0.167                                 | 0.216                           |
|                             | 2   | ND               | 0.188   | 0.255                                     | 0.265                                 |                                 |
| 120430 AR-1                 | 1   | < 0.01           | 0.061   | 0.083                                     | 0.093                                 | 0.110                           |
|                             | 2   | ND               | 0.086   | 0.117                                     | 0.127                                 |                                 |
| 120430 TX-2                 | 1   | < 0.01           | 0.158   | 0.214                                     | 0.224                                 | 0.200                           |
|                             | 2   | < 0.01           | 0.122   | 0.165                                     | 0.175                                 |                                 |
| 120430 TX-3                 | 1   | < 0.01           | 0.033   | 0.045                                     | 0.055                                 | 0.055                           |
|                             | 2   | < 0.01           | 0.034   | 0.046                                     | 0.056                                 |                                 |
| 120430 TX-4                 | 1   | < 0.01           | 0.163   | 0.221                                     | 0.231                                 | 0.216                           |
|                             | 2   | 0.022            | 0.132   | 0.179                                     | 0.201                                 |                                 |
| 120430 TX-5                 | 1   | ND               | 0.091   | 0.123                                     | 0.133                                 | 0.120                           |
|                             | 2   | ND               | 0.071   | 0.096                                     | 0.106                                 |                                 |

<sup>a</sup> Field Trial ID and residue data for 2,4-D and 2,4-DCP in undelinted cottonseed taken from Study No. 120430.

<sup>b</sup> 2,4-DCP in 2,4-D Equivalents was calculated by multiplying the 2,4-DCP residue (including conjugates) value by the ratio of the molecular weights of 2,4-D and 2,4-DCP, which is 221 / 163 or 1.3558.

<sup>c</sup> Sum of 2,4-D and 2,4-DCP expressed in 2,4-D equivalents. When the 2,4-D residue was ND (not detected, < limit of detection of 0.003 mg/kg) or < 0.01 mg/kg, a value of 0.01 mg/kg (equal to the LOQ) was assigned as a conservative approach for calculation of the sum of 2,4-D and 2,4-DCP, expressed in 2,4-D equivalents.

### Cotton gin by-products

Table 18 Summary of 2,4-D Residue Trial Data in Cotton Gin By-Products from Cotton Expressing AAD-12

| Trial ID / Country / Year | Formulation | No. of Apps. | Rate (g ae/ha)     | DALA (days) | 2,4-D (mg/kg) |                           | 2,4-DCP (mg/kg)* |                           | Reference (Study ID No.) |
|---------------------------|-------------|--------------|--------------------|-------------|---------------|---------------------------|------------------|---------------------------|--------------------------|
|                           |             |              |                    |             | Rep. Samples  | Avg. Residue <sup>a</sup> | Rep. Samples     | Avg. Residue <sup>b</sup> |                          |
| 120430 OK-2 / USA / 2012  | GF-2654     | 3            | 1139 + 1101 + 1106 | 70          | ND            | <b>ND</b>                 | 2.94             | 2.99                      | 120430                   |
|                           |             |              |                    |             | ND            |                           | 3.04             |                           |                          |
| 120430 TX-2 / USA / 2012  | GF-2654     | 3            | 1124 + 1132 +      | 81          | 0.574         | <b>0.557</b>              | 14.6             | 14.7                      | 120430                   |
|                           |             |              |                    |             | 0.539         |                           | 14.7             |                           |                          |

| Trial ID / Country / Year | Formulation | No. of Apps. | Rate (g ae/ha)     | DALA (days)              | 2,4-D (mg/kg) |                           | 2,4-DCP (mg/kg)*   |                           | Reference (Study ID No.) |       |       |      |        |        |
|---------------------------|-------------|--------------|--------------------|--------------------------|---------------|---------------------------|--------------------|---------------------------|--------------------------|-------|-------|------|--------|--------|
|                           |             |              |                    |                          | Rep. Samples  | Avg. Residue <sup>a</sup> | Rep. Samples       | Avg. Residue <sup>b</sup> |                          |       |       |      |        |        |
| 120430 TX-3 / USA / 2012  | GF-2654     | 3            | 1127 + 1126 + 1116 | 61                       | 0.018         | 0.022                     | 0.526              | 0.440                     | 120430                   |       |       |      |        |        |
|                           |             |              |                    |                          | 0.025         |                           | 0.353              |                           |                          |       |       |      |        |        |
|                           |             |              |                    | 69 <sup>c</sup>          | 0.040         | <b>0.039</b>              | 0.374              | <i>0.307</i>              |                          |       |       |      |        |        |
|                           |             |              |                    |                          | 0.038         |                           | 0.239              |                           |                          |       |       |      |        |        |
|                           |             |              |                    | 76                       | 0.040         | 0.044                     | 0.215              | 0.217                     |                          |       |       |      |        |        |
|                           |             |              |                    |                          | 0.047         |                           | 0.219              |                           |                          |       |       |      |        |        |
|                           |             |              |                    | 83                       | 0.040         | 0.034                     | 0.179              | 0.174                     |                          |       |       |      |        |        |
|                           |             |              |                    |                          | 0.027         |                           | 0.169              |                           |                          |       |       |      |        |        |
|                           |             |              |                    | 90                       | 0.034         | 0.034                     | 0.162              | 0.161                     |                          |       |       |      |        |        |
|                           |             |              |                    |                          | 0.033         |                           | 0.159              |                           |                          |       |       |      |        |        |
|                           |             |              |                    | 120430 TX-4 / USA / 2012 | GF-2654       | 3                         | 1119 + 1111 + 1112 | 79                        |                          | 0.182 | 0.180 | 5.56 | 5.63   | 120430 |
|                           |             |              |                    |                          |               |                           |                    |                           |                          | 0.177 |       | 5.70 |        |        |
| 86 <sup>c</sup>           | 0.334       | <b>0.282</b> | 8.80               |                          |               |                           |                    | <i>7.77</i>               |                          |       |       |      |        |        |
|                           | 0.230       |              | 6.74               |                          |               |                           |                    |                           |                          |       |       |      |        |        |
| 93                        | 0.161       | 0.256        | 6.08               |                          |               |                           |                    | 8.89                      |                          |       |       |      |        |        |
|                           | 0.350       |              | 11.7               |                          |               |                           |                    |                           |                          |       |       |      |        |        |
| 100                       | 0.266       | 0.282        | 8.36               |                          |               |                           |                    | 7.78                      |                          |       |       |      |        |        |
|                           | 0.298       |              | 7.20               |                          |               |                           |                    |                           |                          |       |       |      |        |        |
| 107                       | 0.270       | 0.263        | 5.92               |                          |               |                           |                    | 6.69                      |                          |       |       |      |        |        |
|                           | 0.256       |              | 7.46               |                          |               |                           |                    |                           |                          |       |       |      |        |        |
| 120430 TX-5 / USA / 2012  | GF-2654     | 3            | 1112 + 1130 + 1125 |                          |               |                           |                    | 82                        | 0.224                    | 0.121 | 2.40  | 2.57 | 120430 |        |
|                           |             |              |                    |                          |               |                           |                    |                           | 0.018                    |       | 2.74  |      |        |        |
|                           |             |              |                    | 89 <sup>c</sup>          | 0.113         | <b>0.108</b>              | 2.24               | <i>2.45</i>               |                          |       |       |      |        |        |
|                           |             |              |                    |                          | 0.103         |                           | 2.66               |                           |                          |       |       |      |        |        |
|                           |             |              |                    | 96                       | 0.252         | 0.166                     | 1.55               | 1.45                      |                          |       |       |      |        |        |
|                           |             |              |                    |                          | 0.079         |                           | 1.34               |                           |                          |       |       |      |        |        |
|                           |             |              |                    | 103                      | 0.119         | 0.093                     | 1.09               | 1.09                      |                          |       |       |      |        |        |
|                           |             |              |                    |                          | 0.067         |                           | 1.08               |                           |                          |       |       |      |        |        |
|                           |             |              |                    | 111                      | 0.087         | 0.136                     | 1.97               | 1.75                      |                          |       |       |      |        |        |
|                           |             |              |                    |                          | 0.184         |                           | 1.52               |                           |                          |       |       |      |        |        |

\* Including conjugates.

<sup>a</sup> 2,4-D values underlined are considered compliant with the critical GAP and are selected for use in MRL calculation

<sup>b</sup> 2,4-DCP values shown in italics in decline trials are those for the sampling that is the earliest mature harvest

<sup>c</sup> Sampling interval for crop maturity at normal commercial harvest in decline trials

<sup>d</sup> The Trial Site Average is the average of the two independently collected replicate samples from the treated plot at each trial site. The residue values are based on those for the sum of 2,4-D and 2,4-DCP, expressed in 2,4-D equivalents. The maximum value across these trial site averages is considered as the HAFT for the sum of 2,4-D and 2,4-DCP, expressed in 2,4-D equivalents.

Table 19 Sum of 2,4-D and 2,4-DCP Residues in Cotton Gin By-products, Expressed as 2,4-D Equivalents—Results from USA Trials

| Field Trial ID <sup>a</sup> | Rep | Residues (µg/g) |         |   |                                       | Trial Site Average <sup>d</sup> |
|-----------------------------|-----|-----------------|---------|---|---------------------------------------|---------------------------------|
|                             |     | 2,4-D           | 2,4-DCP | 2,4-DCP in 2,4-D Equivalents <sup>b</sup> | Sum of 2,4-D and 2,4-DCP <sup>c</sup> |                                 |
| 120430 OK-2                 | 1   | ND              | 2.94    | 3.986                                     | 3.996                                 | 4.064                           |
|                             | 2   | ND              | 3.04    | 4.122                                     | 4.132                                 |                                 |
| 120430 TX-2                 | 1   | 0.574           | 14.6    | 19.795                                    | 20.369                                | 20.419                          |
|                             | 2   | 0.539           | 14.7    | 19.931                                    | 20.470                                |                                 |
| 120430 TX-3                 | 1   | 0.040           | 0.374   | 0.507                                     | 0.547                                 | 0.455                           |
|                             | 2   | 0.038           | 0.239   | 0.324                                     | 0.362                                 |                                 |
| 120430 TX-4                 | 1   | 0.334           | 8.80    | 11.931                                    | 12.265                                | 10.817                          |
|                             | 2   | 0.230           | 6.74    | 9.138                                     | 9.368                                 |                                 |
| 120430 TX-5                 | 1   | 0.113           | 2.24    | 3.037                                     | 3.150                                 | 3.430                           |

|  |   |       |      |       |       |  |
|--|---|-------|------|-------|-------|--|
|  | 2 | 0.103 | 2.66 | 3.607 | 3.710 |  |
|--|---|-------|------|-------|-------|--|

<sup>a</sup> Field Trial ID and residue data for 2,4-D and 2,4-DCP in cotton gin by-products taken from Study No. 120430.

<sup>b</sup> 2,4-DCP in 2,4-D Equivalents was calculated by multiplying the 2,4-DCP residue value by the ratio of the molecular weights of 2,4-D and 2,4-DCP, which is 221 / 163 or 1.3558.

<sup>c</sup> Sum of 2,4-D and 2,4-DCP (including conjugates) expressed in 2,4-D equivalents. When the 2,4-D residue was ND (not detected, < limit of detection of 0.003 mg/kg) or < 0.01 mg/kg, a value of 0.01 mg/kg (equal to the LOQ) was assigned as a conservative approach for calculation of the sum of 2,4-D and 2,4-DCP, expressed in 2,4-D equivalents.

<sup>d</sup> The Trial Site Average is the average of the two independently collected replicate samples from the treated plot at each trial site. The residue values are based on those for the sum of 2,4-D and 2,4-DCP, expressed in 2,4-D equivalents. The maximum value across these trial site averages is considered as the HAFT for the sum of 2,4-D and 2,4-DCP, expressed in 2,4-D equivalents.

## FATE OF RESIDUES IN STORAGE AND IN PROCESSING

### *Cotton*

The potential for concentration of 2,4-D and its metabolite 2,4-DCP in processed commodities produced from undelinted cottonseed was evaluated in a study conducted in the USA using two field trial sites (Study ID no. 120431, Vespestad, 2014b). In this study, the two field trial sites were located in the states of Georgia (GA) and Texas (TX) and the trials were carried out during the 2012 growing season. The field trials were used to produce the undelinted cottonseed Raw Agricultural Commodity (RAC) samples used for generating the processed commodities.

One untreated control plot and two treated plots were established at both trial site locations using AAD-12 cotton. The treated plots received three exaggerated rate applications each of a SL formulation containing 2,4-D choline salt (formulation number GF-2654). The target rate for each application of the first treated plot was 2240 g ae/ha (2×, Plot T2), and 4480 g ae/ha (4×, Plot T3) in each of three applications was the target rate for the second treated plot. An application rate higher than the 4× rate was not used due to the concern over the potential for crop injury. The timing/crop growth stage for the three applications in the two treated plots at both trial site locations were scheduled as follows: (1) pre-emergence, (2) post-emergence at approximately 12 days before Application 3, and (3) Application 3 targeted at the BBCH 65 (mid-bloom) growth stage. Applications were performed with pressurized ground boom broadcast spray equipment, using a tractor-mounted boom.

At each site, one bulk undelinted cottonseed sample was collected from each of the untreated and treated plots at both test sites for generating processed commodities. The bulk samples of undelinted seed were shipped frozen from the field trial facilities to a facility for processing.

The bulk undelinted cottonseed samples were separately processed using simulated industrial processing procedures to produce commercially representative samples of the processed commodities hulls, meal (toasted meal as well as untoasted presscake meal from cold press extraction), crude oil, and refined oil. Prior to generating the processed commodities, two replicate samples of undelinted seed were collected from each bulk sample of seed for residue analysis since the residue concentration in these samples were to be used for comparison with residue concentration in the processed commodities. The samples of undelinted seed as well as samples of processed commodities collected for residue analysis were stored frozen at the processing facility and then were shipped frozen for analysis.

The undelinted cottonseed and processed commodity samples were analyzed for residues of 2,4-D and 2,4-DCP using the same LC-MS/MS method used for analysis of field residue trials in study no. 120430.

The undelinted cottonseed samples collected at the processing facility just prior to beginning processing and processed commodity samples were stored frozen, from collection to extraction for analysis, for a maximum of 91 days. Although the total storage period for the undelinted seed from the time of harvest until extraction for analysis was 234 days (7.8 months), the storage period from collection of the undelinted seed at the processing facility until extraction for analysis is considered as

the more relevant storage period since residue values in processed fractions are compared to residues in the undelinted RAC seed samples collected at the processing facility. Results from a frozen storage stability study with 2,4-D and 2,4-DCP indicated an average of 69% (corrected) 2,4-D and 76% (corrected) 2,4-DCP remained in undelinted seed after frozen storage for 3 months/90 days (Gesell, 2014). In the processed fractions (hulls, meal, and oil), the average corrected amount of 2,4-D and 2,4-DCP remaining was at least 88% and 84%, respectively. Therefore, for purposes of determining level of transfer or concentration of residues from the undelinted cottonseed to process fractions, it is considered that there was sufficient storage stability for both 2,4-D and 2,4-DCP.

A summary of the residue results for seed and processed commodities produced from the seed from both the 2× and 4× rate treatments for seed from both trial sites is presented in Table 20. A summary of mean residue values by trial and treatment for the undelinted cottonseed samples collected at the processor and the processed commodities, and associated Processing Factors (PFs) is presented in Table 21.

This study provides evidence indicating that significant concentration of 2,4-D residues in processed products produced from cottonseed is not expected. Although 2,4-D was not detected in most of the samples of undelinted seed in this study, it was detected at < 0.01 mg/kg in seed from a 4X rate trial conducted in Texas. Since no residue of 2,4-D was detected in processed products (hulls, meal or oil) produced from this seed, the study is considered to provide evidence of no significant concentration of 2,4-D in the processed products hulls, meal or oil. With regard to 2,4-DCP, although residues did not concentrate in oil and residues were slightly higher than seeds in hulls (overall average Processing Factor of 1.16 in hulls, typical of any chemical used on cotton). There was concentration of residues in meal with an overall average Processing Factor across both treatments and both trial sites for untoasted meal (meal from cold press extraction) and toasted meal of 2.10 and 1.86, respectively. These processing factors could be used in estimation of livestock dietary burden if 2,4-DCP is included in the livestock diet for purposes of estimating human dietary exposure and risk

Table 20 Summary of Processing Study Residue Data for 2,4-D in/on Cotton Expressing AAD-12 (Study No. 120431)

| Field Trial ID<br>(City, State)             | Appl.<br>Method        | No | Spray<br>Vol<br>L/ha | Appl.<br>Rate <sup>ab</sup><br>g ae/ha | Spray Int.<br>(days) | DALA Cotton<br>(day) | Commodity /<br>Matrix | 2,4-D<br>mg/kg <sup>c</sup> | 2,4-D<br>Site Mean,<br>mg/kg <sup>c,d</sup> | 2,4-<br>mg/kg <sup>c</sup> | 2,4-DCP<br>Site<br>mg/kg <sup>c,d</sup> |
|---|------------------------|----|----------------------|--|----------------------|----------------------|-----------------------|-----------------------------|---|----------------------------|---|
| GA-1<br>(Sycamore, GA)<br>2× rate treatment | Preemergence<br>Foliar | 3  | 230                  | 2263                                   | -                    | 107                  | Undelinted seed       | ND                          | ND  | 0.0113                     | (0.0094)                                |
|   |                        |    | 228                  | 2243                                   | 54                   | 107                  | Undelinted seed       | ND                          | ND  | (0.0075)                   |   |
|   |                        |    | 231                  | 2246                                   | 11                   |                      | Hulls                 | ND                          | ND  | 0.0155                     | 0.0153                                  |
|   |                        |    |                      | Seasonal Total = 6752                  |                      |                      | Hulls                 | ND                          | ND  | 0.0150                     |   |
|   |                        |    |                      |  |                      |                      | Untoasted meal        | ND                          | ND  | 0.0204                     | 0.0240                                  |
|   |                        |    |                      |  |                      |                      | Untoasted meal        | ND                          | ND  | 0.0276                     |   |
|   |                        |    |                      |  |                      |                      | Toasted meal          | ND                          | ND  | 0.0250                     | 0.0262                                  |
|   |                        |    |                      |  |                      |                      | Toasted meal          | ND                          | ND  | 0.0274                     |   |
|   |                        |    |                      |  |                      |                      | Crude oil             | ND                          | ND  | (0.0049)                   | (0.0051)                                |
|   |                        |    |                      |  |                      |                      | Crude oil             | ND                          | ND  | (0.0053)                   |   |
|   |                        |    |                      |  |                      |                      | Refined oil           | ND                          | ND  | ND                         | ND                                      |
|   |                        |    |                      |  |                      | Refined oil          | ND                    | ND                          | ND  | ND                         |   |
| GA-1<br>(Sycamore, GA)<br>4× rate treatment | Preemergence<br>Foliar | 3  | 229                  | 4507                                   | -                    | 107                  | Undelinted seed       | ND                          | ND  | 0.0121                     | 0.0133                                  |
|   |                        |    | 227                  | 4483                                   | 54                   | 107                  | Undelinted seed       | ND                          | ND  | 0.0145                     |   |
|   |                        |    | 231                  | 4485                                   | 11                   |                      | Hulls                 | ND                          | ND  | 0.0267                     | 0.0227                                  |
|   |                        |    |                      | Seasonal Total = 13,475                |                      |                      | Hulls                 | ND                          | ND  | 0.0187                     |   |
|   |                        |    |                      |  |                      |                      | Untoasted meal        | ND                          | ND  | 0.0346                     | 0.0376                                  |
|   |                        |    |                      |  |                      |                      | Untoasted meal        | ND                          | ND  | 0.0405                     |   |
|   |                        |    |                      |  |                      |                      | Toasted meal          | ND                          | ND  | 0.0367                     | 0.0368                                  |
|   |                        |    |                      |  |                      |                      | Toasted meal          | ND                          | ND  | 0.0368                     |   |
|   |                        |    |                      |  |                      |                      | Crude oil             | ND                          | ND  | (0.0066)                   | (0.0074)                                |
|   |                        |    |                      |  |                      |                      | Crude oil             | ND                          | ND  | (0.0082)                   |   |
|   |                        |    |                      |  |                      |                      | Refined oil           | ND                          | ND  | ND                         | ND                                      |
|   |                        |    |                      |  |                      | Refined oil          | ND                    | ND                          | ND  | ND                         |   |

| Field Trial ID<br>(City, State)          | Appl.<br>Method                          | No                     | Spray<br>Vol<br>L/ha    | Appl.<br>Rate <sup>a,b</sup><br>g ae/ha | Spray Int.<br>(days) | DALA Cotton<br>(day) | Cotton<br>Commodity /<br>Matrix | 2,4-D<br>mg/kg <sup>c</sup> | 2,4-D<br>Site Mean, mg/kg <sup>c,d</sup><br>mg/kg <sup>c,d</sup> | 2,4-<br>mg/kg <sup>c</sup> | 2,4-DCP<br>Site<br>mg/kg <sup>c,d</sup> |        |
|--|--|------------------------|-------------------------|---|----------------------|----------------------|---------------------------------|-----------------------------|--|----------------------------|---|--------|
| TX-1<br>(Groom, TX)<br>2× rate treatment | Preemergence<br>Foliar                   | 3                      | 248                     | 2259                                    | -                    | 112                  | Undelinted seed                 | ND                          | ND   | 0.0393                     | 0.0485                                  |        |
|  |  |                        | 249                     | 2275                                    | 44                   | 112                  | Undelinted seed                 | ND                          |  | 0.0576                     |   |        |
|  |  |                        | 256                     | 2336                                    | 12                   |                      | Hulls                           | ND                          | ND   | 0.0284                     | 0.0303                                  |        |
|  |  |                        |                         | Seasonal Total = 6870                   |                      |                      |                                 | Hulls                       | ND   | 0.0321                     |   |        |
|  |  |                        |                         |   |                      |                      |                                 | Untoasted meal              | ND   | 0.0565                     | 0.0615                                  |        |
|  |  |                        |                         |   |                      |                      |                                 | Untoasted meal              | ND   | 0.0664                     |   |        |
|  |  |                        |                         |   |                      |                      |                                 | Toasted meal                | ND   | 0.0359                     | 0.0368                                  |        |
|  |  |                        |                         |   |                      |                      |                                 | Toasted meal                | ND   | 0.0376                     |   |        |
|  |  |                        |                         |   |                      |                      |                                 | Crude oil                   | ND   | ND                         | 0.0155                                  |        |
|  |  |                        |                         |   |                      |                      |                                 | Crude oil                   | ND   | 0.0309                     |   |        |
|  |  |                        |                         |   |                      |                      |                                 | Refined oil                 | ND   | ND                         | ND                                      |        |
|  |  |                        |                         |   |                      |                      |                                 | Refined oil                 | ND   | ND                         | ND                                      |        |
|  | TX-1<br>(Groom, TX)<br>4× rate treatment | Preemergence<br>Foliar | 3                       | 248                                     | 4514                 | -                    | 112                             | Undelinted seed             | ND   | (0.0042)                   | 0.0455                                  | 0.0685 |
| 245                                      |  |                        |                         | 4492                                    | 44                   | 112                  | Undelinted seed                 | (0.0083)                    |  | 0.0915                     |   |        |
| 246                                      |  |                        |                         | 4480                                    | 12                   |                      | Hulls                           | ND                          | ND   | 0.0461                     | 0.0475                                  |        |
|  |  |                        | Seasonal Total = 13,486 |   |                      |                      | Hulls                           | ND                          | 0.0488   |                            |   |        |
|  |  |                        |                         |   |                      |                      | Untoasted meal                  | ND                          | 0.107  | 0.121                      |   |        |
|  |  |                        |                         |   |                      |                      | Untoasted meal                  | ND                          | 0.135  |                            |   |        |
|  |  |                        |                         |   |                      |                      | Toasted meal                    | ND                          | 0.0791   | 0.0785                     |   |        |
|  |  |                        |                         |   |                      |                      | Toasted meal                    | ND                          | 0.0778   |                            |   |        |
|  |  |                        |                         |   |                      |                      | Crude oil                       | ND                          | 0.0726   | 0.0734                     |   |        |
|  |  |                        |                         |   |                      |                      | Crude oil                       | ND                          | 0.0741   |                            |   |        |
|  |  |                        |                         |   |                      |                      | Refined oil                     | ND                          | ND   | ND                         |   |        |
|  |  |                        |                         |   |                      |                      | Refined oil                     | ND                          | ND   | ND                         |   |        |

Residues of 2,4-DCP include conjugates.

<sup>a</sup> GF-2654, a SL formulation containing 2,4-D, choline salt, was applied in each of three applications at a target rate of 2242 g ae/ha (2×rate) or 4483 g ae/ha (4× rate) with the first application made preemergence and two foliar applications in approximately a 12-day interval with the final application at mid-bloom (BBCH 65).

<sup>b</sup> Each application included a non-ionic surfactant (NIS) in the spray mixture at approximately 0.25% (v/v)

<sup>c</sup> ND = Not detected; less than the LOD (< 0.003 mg/kg); Values displayed in parentheses indicate a concentration < LOQ (0.01 mg/kg) and ≥ LOD (0.003 mg/kg)

<sup>d</sup> To facilitate calculation of average values, residues that were “ND” (<LOD of 0.003 mg/kg) were assigned a value of zero and residues that were detected (i.e. ≥ LOD of 0.003 mg/kg), but were < LOQ of 0.01 mg/kg were assigned the reported numerical residue value (i.e. values displayed within parentheses)

Table 21 Summary of Processing of Cotton Seed (2,4-D and 2,4-DCP)

| Commodity                               | Plot T2 (2× Application Rate) Mean Residues (mg/kg) <sup>a</sup> |               | Processing Factor <sup>b</sup> |         | Plot T3 (4× Application Rate) Mean Residues (mg/kg) <sup>a</sup> |               | Processing Factor <sup>b</sup> |          |
|---|--|---------------|--------------------------------|---------|--|---------------|--------------------------------|----------|
|   | 2,4-D  | 2,4-DCP       | 2,4-D                          | 2,4-DCP | 2,4-D  | 2,4-DCP       | 2,4-D                          | 2,4-DCPP |
| Cotton Trial 120431 GA-1                |  |               |                                |         |  |               |                                |          |
| Undelinted Cotton Seed RAC <sup>c</sup> | ND   | <LOQ (0.0094) | -                              | -       | ND   | 0.0133        | -                              | -        |
| Hulls                                   | ND   | 0.0153        | NC                             | 1.63    | ND   | 0.0227        | NC                             | 1.71     |
| Untoasted Meal                          | ND   | 0.0240        | NC                             | 2.55    | ND   | 0.0376        | NC                             | 2.83     |
| Toasted Meal                            | ND   | 0.0262        | NC                             | 2.79    | ND   | 0.0368        | NC                             | 2.77     |
| Crude Oil                               | ND   | <LOQ (0.0051) | NC                             | 0.54    | ND   | <LOQ (0.0074) | NC                             | 0.56     |
| Refined Oil <sup>d</sup>                | ND (0.0015)  | ND (0.0015)   | NC                             | 0.16    | ND (0.0015)  | ND (0.0015)   | NC                             | 0.11     |
| Cotton Trial 120431 TX-1                |  |               |                                |         |  |               |                                |          |
| Undelinted Cotton Seed                  | ND   | 0.0485        | -                              | -       | <LOQ (0.0042)  | 0.0685        | -                              | -        |

| Commodity                | Plot T2 (2× Application Rate) Mean Residues (mg/kg) <sup>a</sup> |                | Processing Factor <sup>b</sup> |         | Plot T3 (4× Application Rate) Mean Residues (mg/kg) <sup>a</sup> |                | Processing Factor <sup>b</sup> |          |
|--------------------------|--|----------------|--------------------------------|---------|--|----------------|--------------------------------|----------|
|                          | 2,4-D  | 2,4-DCP        | 2,4-D                          | 2,4-DCP | 2,4-D  | 2,4-DCP        | 2,4-D                          | 2,4-DCPP |
| RAC <sup>c</sup>         |  |                |                                |         |  |                |                                |          |
| Hulls                    | ND   | 0.0303         | NC                             | 0.62    | ND   | 0.0475         | NC                             | 0.69     |
| Untoasted Meal           | ND   | 0.0615         | NC                             | 1.26    | ND   | 0.1210         | NC                             | 1.77     |
| Toasted Meal             | ND   | 0.0368         | NC                             | 0.76    | ND   | 0.0785         | NC                             | 1.15     |
| Crude Oil                | ND   | 0.0155         | NC                             | 0.32    | ND   | 0.0734         | NC                             | 1.07     |
| Refined Oil <sup>d</sup> | ND<br>(0.0015)   | ND<br>(0.0015) | NC                             | 0.03    | ND<br>(0.0015)   | ND<br>(0.0015) | 0.36                           | 0.02     |

Residues of 2,4-DCP include conjugates.

<sup>a</sup> “ND” indicates residues below the analytical method LOD of 0.003 mg/kg. “<LOQ” indicates residues between the LOD and LOQ (0.01 mg/kg). For calculation of Processing factors (PF), “ND” values in individual samples were assumed to equal zero, and values <LOQ were assumed to equal the estimated value reported.

<sup>b</sup> PFs were not calculable where the concentration in the RAC is below the LOD (indicated as ND), and in the table described as “NC”.

<sup>c</sup> Mean undelinted cottonseed values are the average of processor collected RAC samples

<sup>d</sup> These values have been adjusted using value a of ½ LOD (0.0015 µg/g) for ND values.

Table 22 Summary of Processing Factors of Cotton Seed Processing (2,4-D and 2,4-DCP)(Based on Table 21)

|                             | 2,4-D              |               | 2,4-DCP                |               |
|-----------------------------|--------------------|---------------|------------------------|---------------|
|                             | Processing factors | Best estimate | Processing factors     | Best estimate |
| RAC: Undelinted Cotton Seed |                    |               |                        |               |
| Hulls                       | NC, NC, NC, NC     | NC            | 0.62, 0.69, 1.63, 1.71 | 1.16          |
| Untoasted Meal              | NC, NC, NC, NC     | NC            | 1.26, 1.77, 2.55, 2.83 | 2.16          |
| Toasted Meal                | NC, NC, NC, NC     | NC            | 0.76, 1.15, 2.77, 2.79 | 1.96          |
| Crude Oil                   | NC, NC, NC, NC     | NC            | 0.32, 0.54, 0.56, 1.07 | 0.55          |
| Refined Oil <sup>d</sup>    | NC, NC, NC, 0.36   | NC            | 0.02, 0.03, 0.11, 0.16 | 0.07          |

## RESIDUES IN ANIMAL COMMODITIES

### *Livestock Feeding Studies*

Relevant studies were previously reviewed by JMPR.

As presented in the 1998 JMPR Report, groups of three cows were dosed at four dose levels equal to 1446, 2890, 5779, and 8585 ppm 2,4-D ae in the diet on a dry weight basis for 28 to 30 consecutive days. Two further groups were treated at the high dose level for 28 days and slaughtered 3 or 7 days after the last dose. The highest residues were in the kidneys, followed in decreasing order by liver, fat, muscle and milk. This relationship was generally consistent in all four dose groups. The residue levels were generally dose-dependent, except in fat where the mean residue in the high dose group was slightly lower than that in the medium-high group, indicating that a plateau level had been reached in fat.

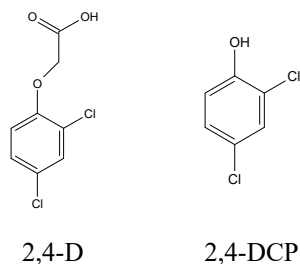
As presented in the 1998 JMPR Evaluation, residues in the tissues, eggs, and excreta were measured in laying hens (three groups of five, each bird weighting 1.5 kg) dosed orally for 7 days with radiolabelled capsules of 2,4-D approximately equivalent to 18 ppm in the feed intake (112–119 g/bird/day). The eggs and excreta were collected throughout the 7 days, and the birds were killed 22–24 hours after the final dose. In hens dosed orally with [<sup>14</sup>C] 2,4-D, about 90% of the dose was recovered from the excreta. The edible tissues and eggs each contained < 0.1% of the total dose.

### APPRAISAL

The herbicide 2,4-D, 2,4-dichlorophenoxyacetic acid, is registered in a variety of salt, amine, and ester formulations for control of broadleaf weeds in a variety of food and feed uses. As a synthetic auxin herbicide, 2,4-D causes disruption of plant hormone responses. It is currently registered in many countries.

It was first evaluated by JMPR in 1970. It was subsequently evaluated in 1986, 1987, 1996, 1997, 1998 and 2001. The 1998 JMPR evaluated it under the Periodic Reevaluation Programme. Its specification was established by the Joint FAO/WHO Meeting on Specifications in 1994. The present ADI is 0–0.01 mg/kg bw for sum of 2,4-D and its salts and esters expressed as 2,4-D, and ARfD is unnecessary. The present residue definition established by the 1998 JMPR is 2,4-D for enforcement of MRLs and for dietary intake estimation for plant and animal commodities. The residue is not fat-soluble.

2,4-D was scheduled for JMPR evaluation in the year 2017 for consideration of residues arising from a GM cotton crop. There are a number of Codex MRLs but no MRL has been set for cotton seed.



#### *Plant metabolism*

The 1998 JMPR evaluated plant metabolism studies on apple, lemon, potato and wheat. The predominant residue was 2,4-D in these plants, except in the apple study in which radioactivity was too low to identify.

The current Meeting received information on GM cotton, in which expression of the  $\alpha$ -ketoglutarate-dependent aryloxyalkanoate dioxygenase-12 (AAD-12) protein confers tolerance to 2,4-D and associated increased metabolism of 2,4-D (hereafter referred to as AAD-12 cotton).

A plot of AAD-12 cotton was treated with [ $^{14}\text{C}$ ]-2,4-D choline (2,4-dichlorophenoxy acetic acid choline salt labelled at phenyl ring) at the maximum seasonal rate in the USA of 3.3 kg ai/ha (three applications each at 1.1 kg ai/ha at pre-emergence, BBCH 61, and BBCH 65 with an interval of 12 days). The 2,4-D choline was formulated as a soluble concentrate. The cotton was grown outdoors to maturity. Cotton bolls were harvested when the lower bolls were mature, unlike in commercial production.

Total radioactive residue (TRR) 56 days after the last application was 1.2 mg eq/kg in cotton seed and 40 mg eq/kg in cotton trash.

A series of extractions with hexane, methanol/water (9:1) and methanol/2M NaOH extracted 32% TRR in seed and 83% TRR in cotton trash (no hexane extraction). Refluxing in 2M NaOH further extracted 32% TRR in seed and 12% TRR in trash; and refluxing in 2M HCl extracted 3% TRR from seed. After these treatments, the unextracted radioactivity was 31% TRR in the seed and 3.4% TRR in trash. The unextracted radioactivity was attributed to pectin, lignin, acid-detergent fiber and cellulose. Overall, 98% of the applied radioactivity was recovered from the seed and trash.



2,4-D was metabolized into numerous components and a number of radioactive components were identified. Major residues identified were parent 2,4-D and conjugates of 2,4-DCP. Other metabolites were also identified but at lower rates of <5% TRR.

**Cotton seed:** In the methanol/water extract, 2,4-D accounted for 4.8% TRR (0.057 mg eq/kg) and free and conjugated 2,4-DCP accounted for 8.3% TRR (0.099 mg eq/kg), mostly in the form of sulphate-glucose conjugate (4.7% TRR). In the methanol/NaOH extract, 2,4-D accounted for less than 0.1% TRR (0.001 mg eq/kg) and free and conjugated 2,4-DCP accounted for around 2.7% TRR (0.032 mg eq/kg). In these extracts, hydrolysis released free 2,4-DCP effectively and hydrolysed 2,4-D to a certain extent to produce 2,4-DCP. 2,4-D and free and conjugated 2,4-DCP were below 2% TRR in the 2M NaOH extract.

**Cotton trash:** In the methanol/water extract, 2,4-D accounted for 31% TRR (12 mg eq/kg) and free and conjugated 2,4-DCP accounted for 33% TRR (13 mg eq/kg), mostly in the form of sulphate-glucose conjugate (23% TRR). In the methanol/NaOH extract, 2,4-D accounted for 2.5% TRR (0.99 mg eq/kg) and free and conjugated 2,4-DCP accounted for around 2.5% TRR (0.98 mg eq/kg). In these extracts, hydrolysis released free 2,4-DCP effectively and hydrolysed 2,4-D to a certain extent to produce 2,4-DCP. 2,4-D and free and conjugated 2,4-DCP were below 2% TRR in the 2M NaOH extract.

The metabolism of 2,4-D in conventional crops (lemon, potato and wheat) evaluated by the 1998 JMPR and that in 2,4-D tolerant transgenic cotton (AAD-12 cotton) were qualitatively similar. Quantitatively, while in conventional crops 2,4-D was the predominant residue with 2,4-DCP as one of the minor components, in AAD-12 cotton 2,4-DCP and its conjugates were detected at similar or even at higher ratios of the TRR. However, 2,4-DCP may occur in or on the plants not only from the use of 2,4-D, but also from its presence in water and the environment and, therefore, it was not considered appropriate to include this compound in the residue definition.

The main route of metabolism of 2,4-D in AAD-12 cotton is the rapid loss of the acetic acid side chain to produce 2,4-DCP. 2,4-DCP is also rapidly conjugated with glucose, which is subsequently further conjugated. Metabolism proceeds through natural incorporation of the radiolabelled carbon into natural plant constituents, such as lignin and cellulose.

Due to its chemical structure, 2,4-D is not expected to concentrate in cotton seed oil, crude or refined. It was not possible to calculate processing factors as 2,4-D was <LOQ in cotton seed and not detected in crude or refined oil.

### ***Methods of analysis***

Analytical methods for 2,4-D and 2,4-DCP in undelinted seed and gin by-products of AAD-12 cotton was submitted to the current Meeting. It was concurrently validated within the supervised residue trial studies.

The analytical procedure involves extraction of 2,4-D and 2,4-DCP with methanol/1M NaOH (90:10, v/v). After addition of stable-isotope internal standards, and concentration to near dryness, the sample solution was incubated at  $90 \pm 5$  °C for a minimum of 60 minutes in the presence of 2M HCl. The samples were analysed using an online reverse-phase polymeric solid-phase extraction (SPE) cartridge with liquid chromatography with negative-ion electrospray tandem mass spectrometry (LC-MS/MS).

The validated LOQ of the method was 0.01 mg/kg for 2,4-D and 2,4-DCP in undelinted cotton seed and cotton gin by-products.

### ***Stability of residues in stored analytical samples***

Freezer storage stability of 2,4-D and 2,4-DCP in samples of AAD-12 cotton and its processed fractions were studied at the fortification level of 0.10 mg/kg at -20 °C for a duration of 3 to 8 months.

The results of the study indicate that residues of 2,4-D and 2,4-DCP are stable in cotton gin by-products for at least 6 months and stable in cotton hulls, untoasted meal, toasted meal, crude oil,