



منظمة الأغذية  
والزراعة  
للأمم المتحدة

联合国  
粮食及  
农业组织

Food  
and  
Agriculture  
Organization  
of  
the  
United  
Nations

Organisation  
des  
Nations  
Unies  
pour  
l'alimentation  
et  
l'agriculture

Organización  
de las  
Naciones  
Unidas  
para la  
Agricultura  
y la  
Alimentación



# The State of Food Insecurity in the World 2013: An Overview

Statistics Division

Food and Agriculture Organization of the United Nations

- Undernourishment around the world: the global monitor
- Measuring different dimensions of food security: a suite of indicators

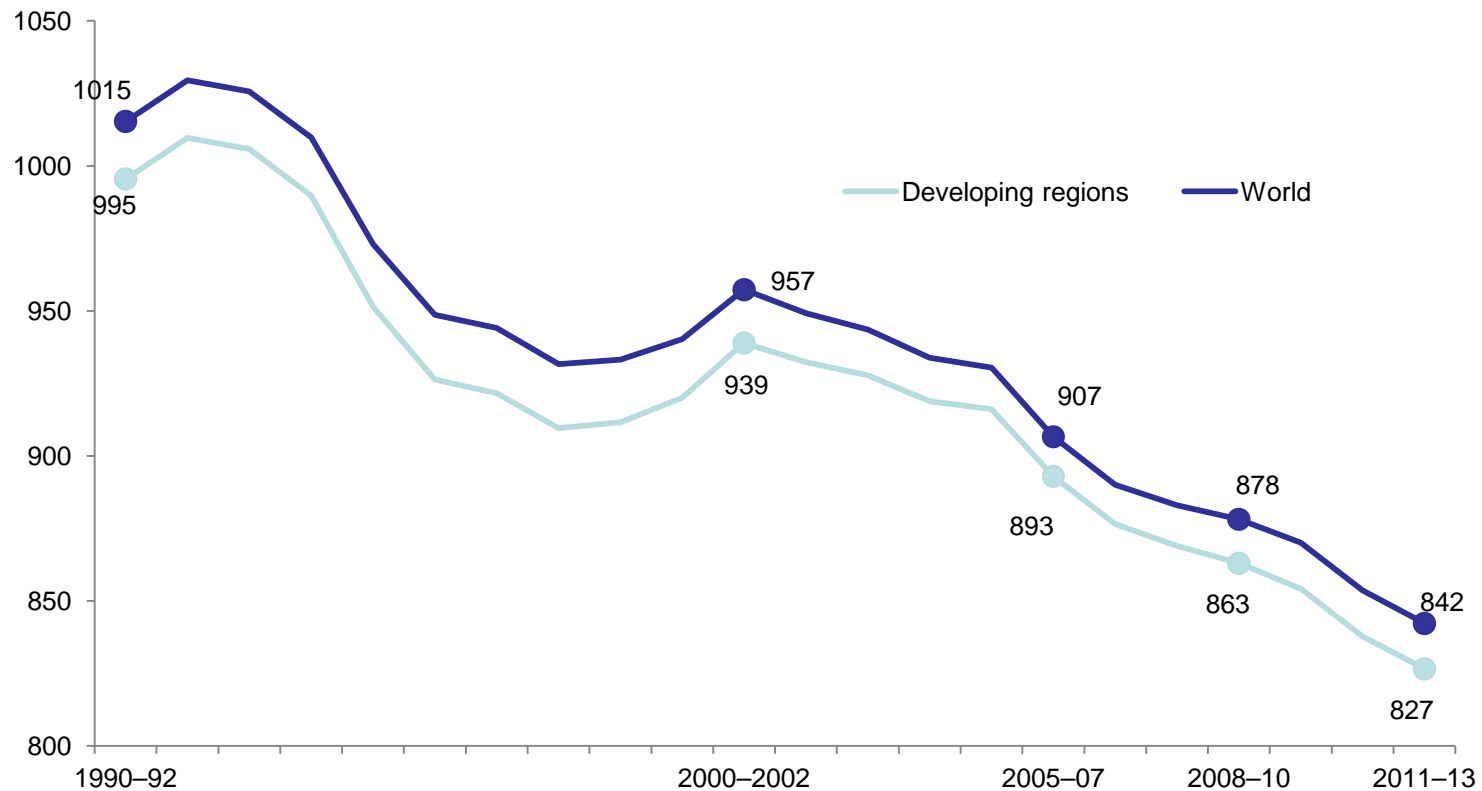
# The Prevalence of Undernourishment (PoU)



- Methodology is unchanged from SOFI 2012
- PoU: *probability that a randomly selected individual in the population is consuming an amount of dietary energy which is insufficient cover her/his requirement for an active and healthy life*
- Probability assessed through skew-normal and skew-lognormal distributions, data permitting
- Number of undernourished: estimated PoU multiplied by population size

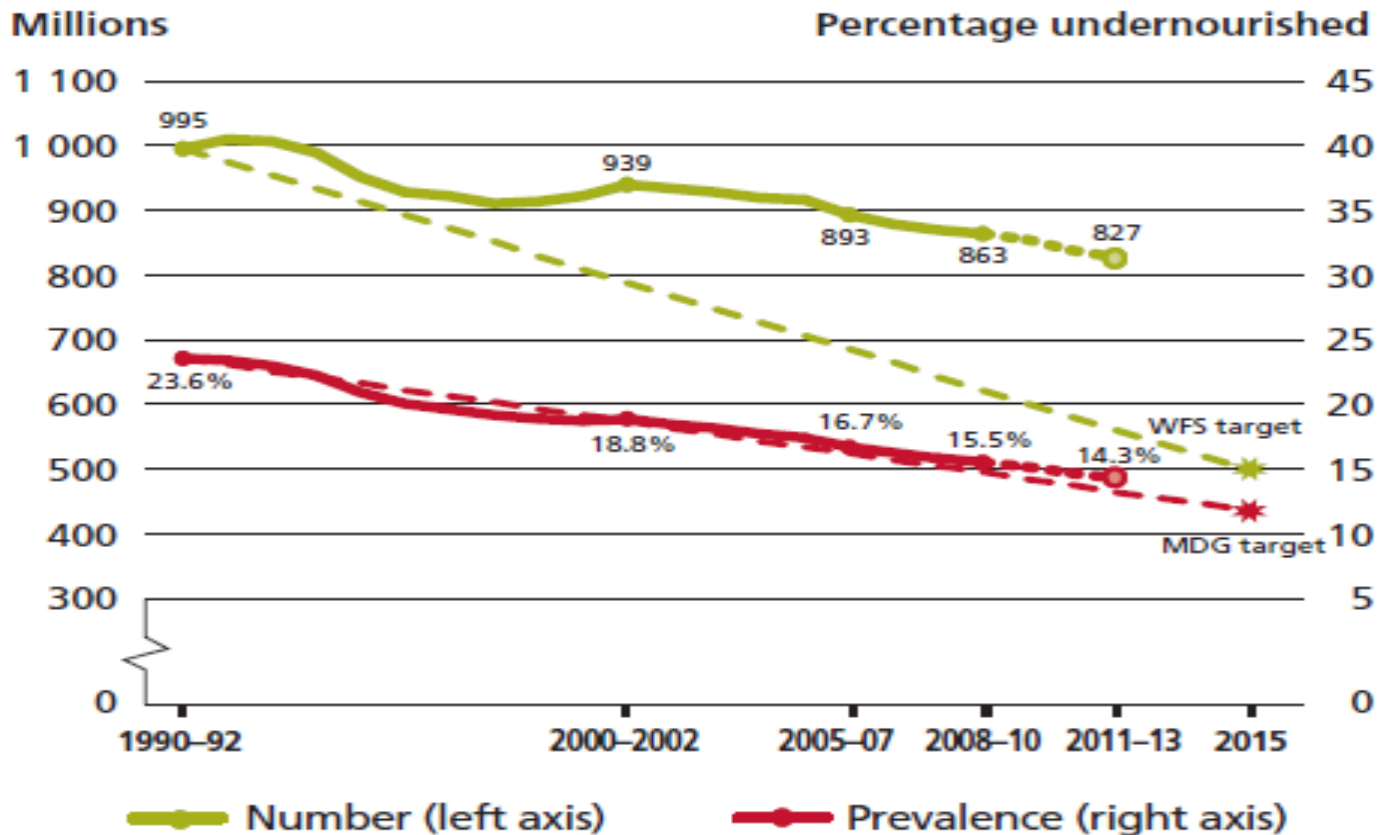
# Undernourishment around the world

- A total of **842 million people** were estimated to be suffering from chronic hunger in 2011–13, down from 868 million in SOFI 2012
- The vast majority, **827 million**, live in **developing countries**.

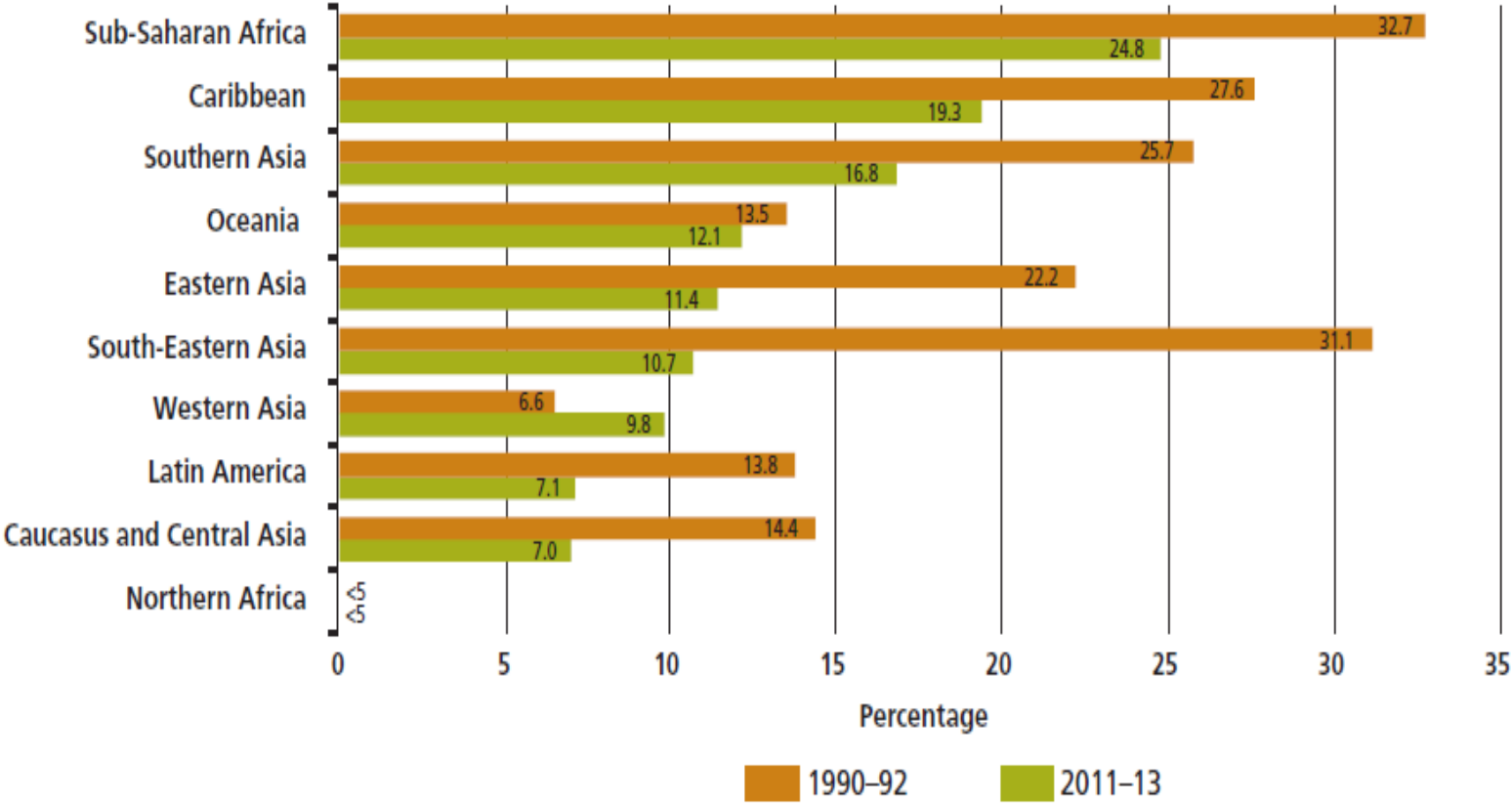


# Hunger targets: a mixed picture

- The **WFS goal is out of reach**: the number of hungry people in developing regions should diminish to 498 million by 2015
- The **MDG one hunger target is close**, and could be reached if additional efforts to reduce hunger are brought underway.



# Progress in almost all regions, but very different rates



# Key messages -- 1

---

- 842 million undernourished people in 2011–13, down from 868 in 2010-12 in last report
- Significant progress towards the MDG 1 hunger for developing regions; WFS goal is globally out of reach
- Sub-Saharan Africa shows the highest prevalence of undernourishment and modest progress. Western Asia shows no progress. Southern Asia and Northern Africa show slow progress
- Significant progress in Eastern and South- Eastern Asia, and in Latin America
- Price hikes in primary food markets had a limited effect on consumer prices and the PoU

# The multiple dimensions of food security: a suite of indicators



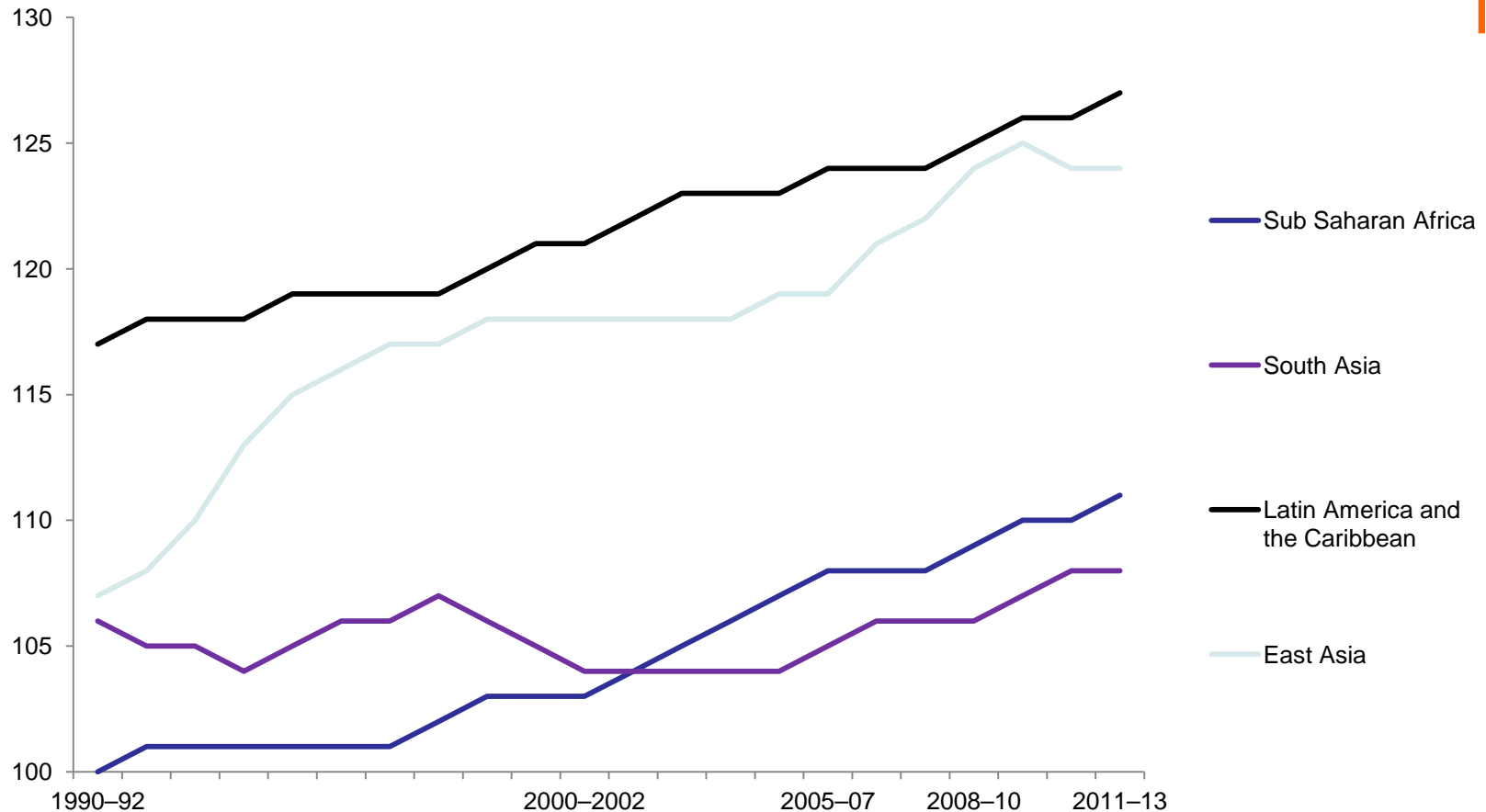
FOOD SECURITY INDICATORS	DIMENSION	
Average dietary energy supply adequacy Average value of food production Share of dietary energy supply derived from cereals, roots and tubers Average protein supply Average supply of protein of animal origin	AVAILABILITY	STATIC and DYNAMIC DETERMINANTS
Percentage of paved roads over total roads Road density Rail lines density	PHYSICAL ACCESS	
Domestic food price index	ECONOMIC ACCESS	
Access to improved water sources Access to improved sanitation facilities	UTILIZATION	
Cereal import dependency ratio Percentage of arable land equipped for irrigation Value of food imports over total merchandise exports	VULNERABILITY	
Political stability and absence of violence/terrorism Domestic food price volatility Per capita food production variability Per capita food supply variability	SHOCKS	
Prevalence of undernourishment Share of food expenditure of the poor Depth of the food deficit Prevalence of food inadequacy	ACCESS	OUTCOMES
Percentage of children under 5 years of age affected by wasting Percentage of children under 5 years of age who are stunted Percentage of children under 5 years of age who are underweight Percentage of adults who are underweight Prevalence of anaemia among pregnant women Prevalence of anaemia among children under 5 years of age Prevalence of vitamin A deficiency (forthcoming) Prevalence of iodine deficiency (forthcoming)	UTILIZATION	



# Availability: much improved, but progress is uneven across regions and over time



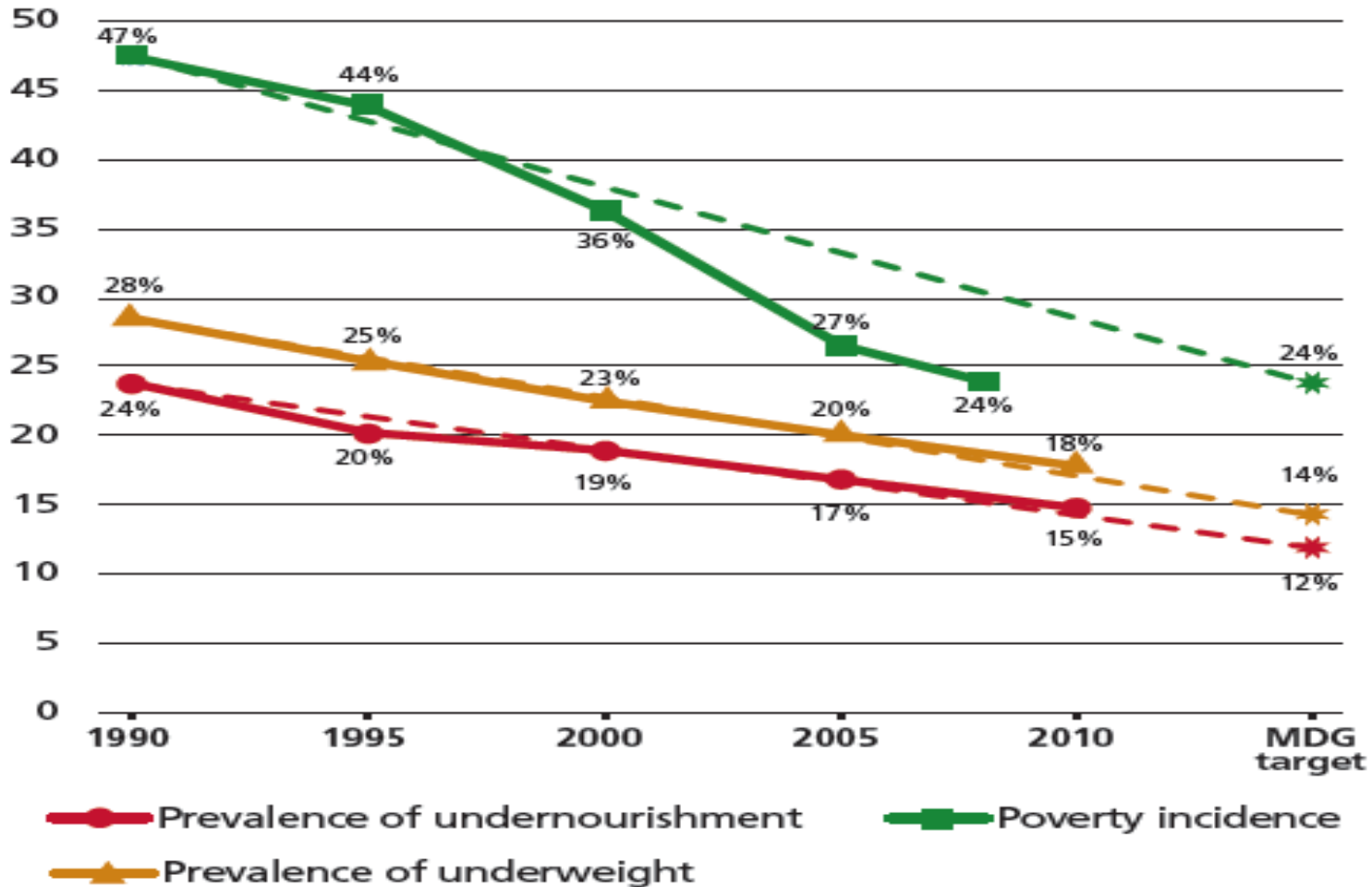
## Average dietary energy supply adequacy



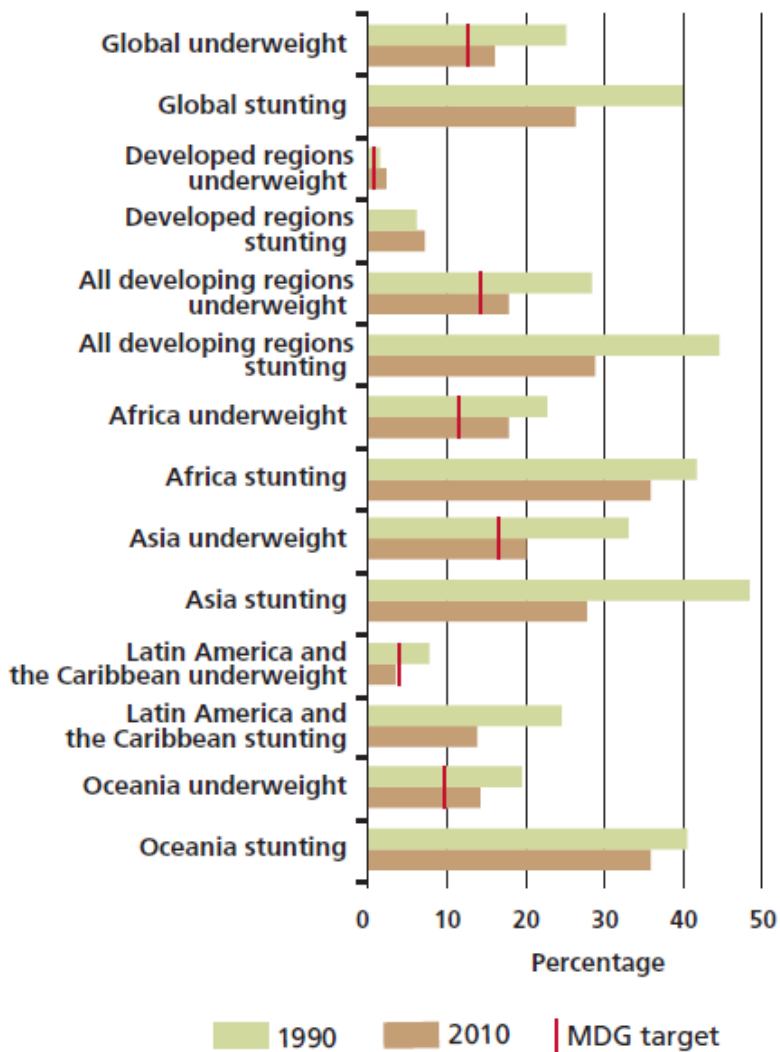
# Access: significantly improved, in line with poverty reduction



Percentage



# Utilization: marked improvements

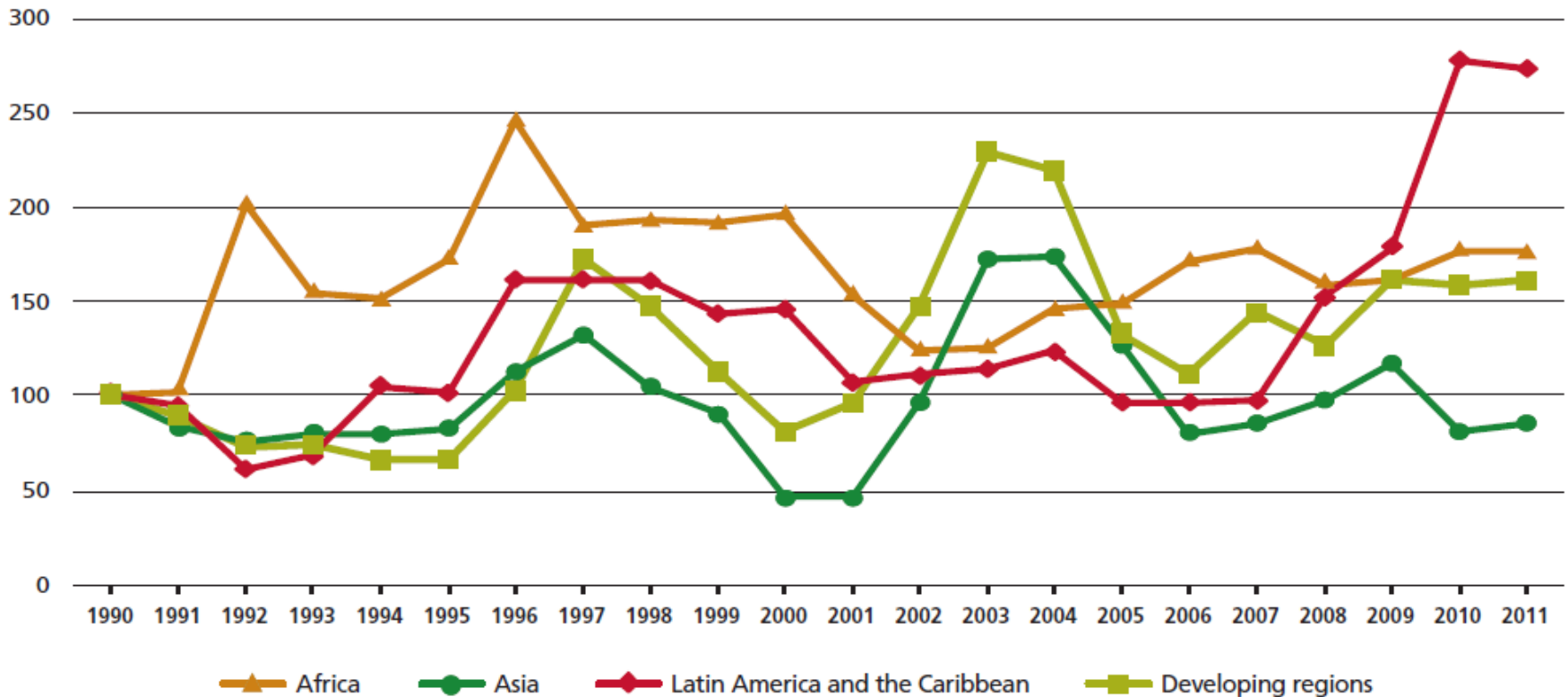


# Stability: short-term risks may endanger long-term progress



Food production has varied widely in developing regions since 1990, with marked regional differences

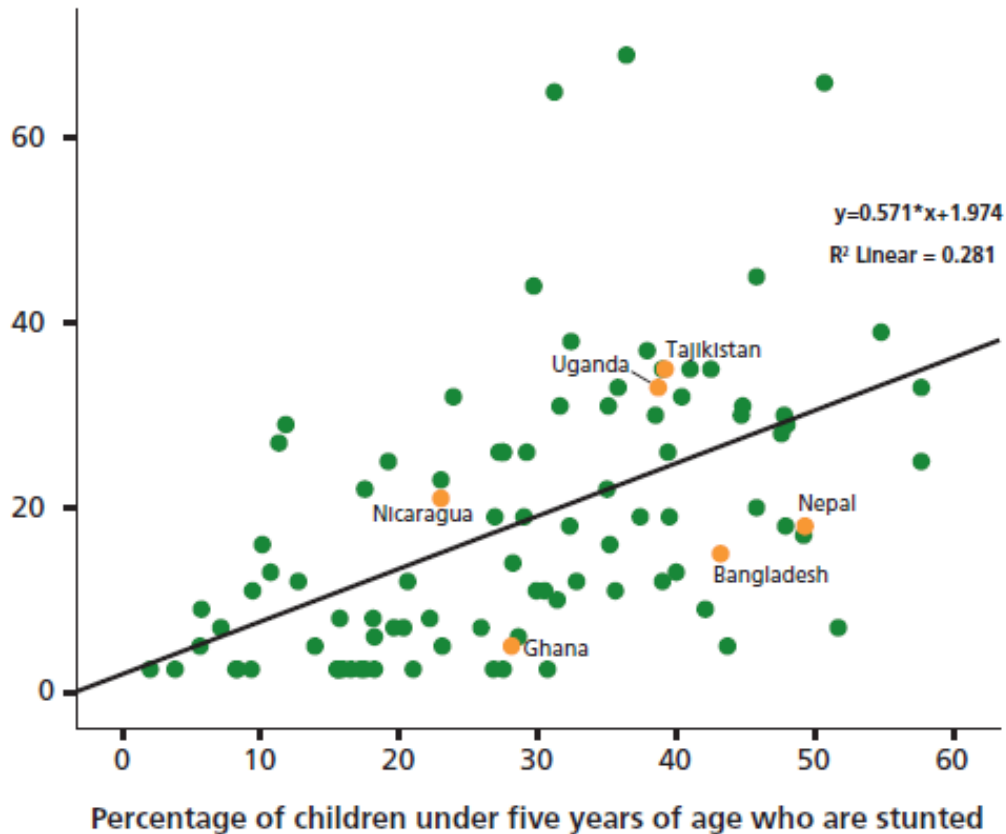
Index (1990 = 100)



# Links across food security dimensions



Prevalence of undernourishment



## Does improved access to food also mean better utilization?

- The relationship between undernourishment and stunting is weak
- Low undernourishment with high malnutrition call for promoting access to safe and nutritious food, more dietary diversity, food safety and hygiene
- Often observed where undernourishment decreased within short time

## Key messages -- 2

---

- Food security is complex. Its dimensions – availability, access, utilization and stability – are better understood when presented through a suite of indicators
- Progress has been uneven across food security dimensions. Availability shows faster progress compared to access and utilization.
- When poor access and utilization occur despite sufficient food availability, social protection and improvements in food distribution and supplementation, should be prioritized
- Undernourishment and undernutrition often coexist; but undernutrition may be frequent despite sufficient food intake. In such cases nutritional and healthcare policies should be prioritized

# Main results of case-studies

---

- Long-term commitment to mainstreaming food security and nutrition in public policies and programmes is key to hunger reduction
- Policies aimed at enhancing agricultural productivity, especially when smallholders are targeted, and combined with social protection are crucial to spur rural development, making possible equitable economic growth
- Nutrition-enhancing interventions are crucial. Improvements require a range of nutrition enhancing interventions in agriculture, health, hygiene, water supply and education, particularly targeting women.
- Remittances can help to reduce poverty, lead to reduced hunger, better diets and, given appropriate policies, increased on-farm investment



منظمة الأغذية  
والزراعة  
للأمم المتحدة

联合国  
粮食及  
农业组织

Food  
and  
Agriculture  
Organization  
of  
the  
United  
Nations

Organisation  
des  
Nations  
Unies  
pour  
l'alimentation  
et  
l'agriculture

Organización  
de las  
Naciones  
Unidas  
para la  
Agricultura  
y la  
Alimentación



# Thank you

**for more information please contact:**

**Piero Conforti, Statistics Division**

**[piero.conforti@fao.org](mailto:piero.conforti@fao.org)**

**<http://www.fao.org/economic/ess/ess-fs/en/>**