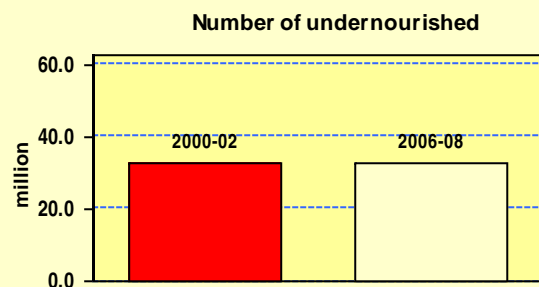
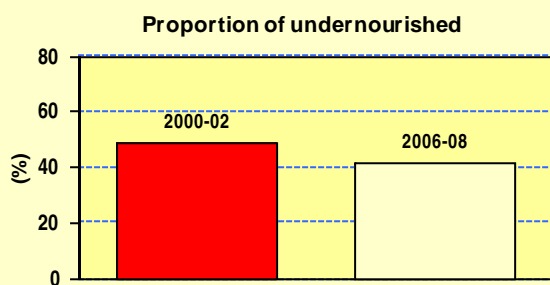




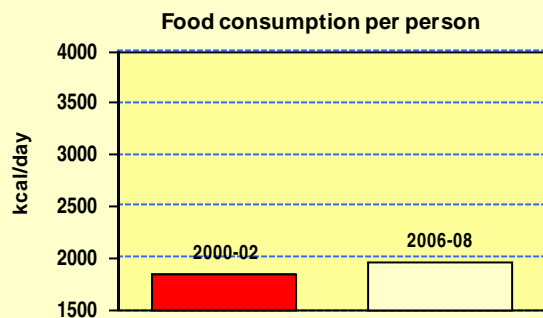
## Ethiopia

Monitoring progress towards hunger reduction targets of the **World Food Summit (WFS)** and the **Millennium Development Goals (MDG)**

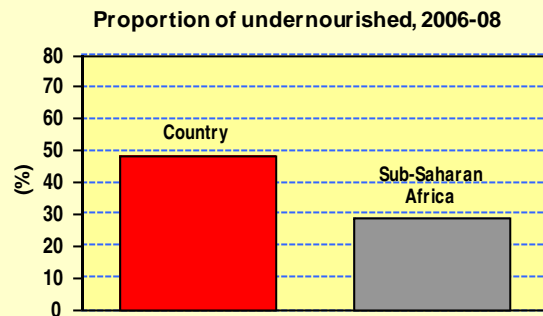
Ethiopia had a very high level of undernourishment in 2006-08, the latest period available; 41 percent of the total population was undernourished. The number of undernourished decreased from 1990-92, benchmark period of the WFS and MDG, to 2000-02 while the proportion of undernourished decreased from 1990-92 to 2006-08.



Food consumption has increased since the beginning of the 90's.



The prevalence of undernourishment in Ethiopia was higher than in Sub-Saharan Africa



Selected statistics

1. Population (million)	2000-02	2006-08
2. Food consumption (kcal/person/day)	1840	1950
3. Number of undernourished (million) - WFS indicator	32.6	32.6
4. Prevalence of undernourishment (%) - MDG indicator		
Ethiopia	48	41
Sub-Saharan Africa	29	27

2000-02      2006-08

67.3      78.7

1840      1950

32.6      32.6

48      41

29      27