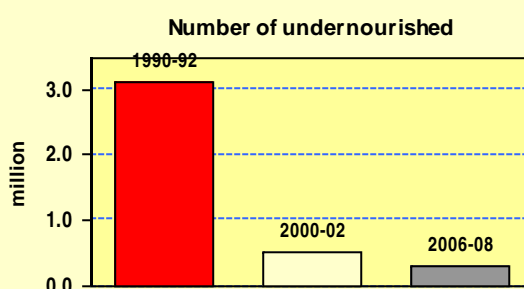
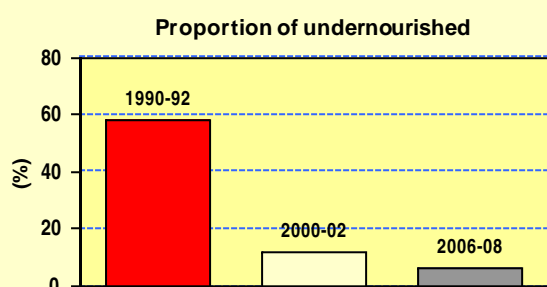




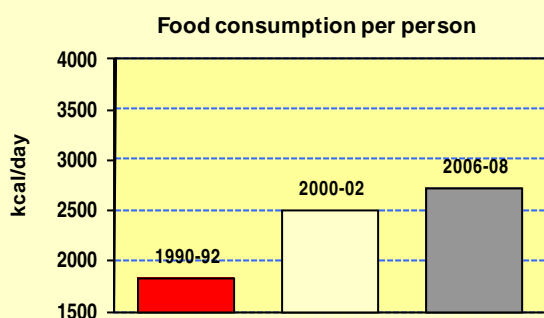
## Georgia

Monitoring progress towards hunger reduction targets of the **World Food Summit (WFS)** and the **Millennium Development Goals (MDG)**

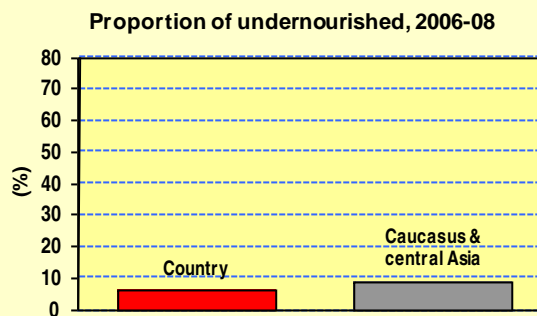
Georgia had a low level of undernourishment in 2006-08, the latest period available; 6 percent of the total population was undernourished. Both the number and proportion of undernourished decreased from 1990-92, benchmark period of the WFS and MDG, to 2006-08.



Food consumption has increased since the beginning of the 90's.



The prevalence of undernourishment in Georgia was lower than in Caucasus & central Asia



### Selected statistics

	1990-92	2000-02	2006-08
1. Population (million)	5.4	4.7	4.4
2. Food consumption (kcal/person/day)	1820	2500	2730
3. Number of undernourished (million) - WFS indicator	3.1	0.5	0.3
4. Prevalence of undernourishment (%) - MDG indicator			
Georgia	58	12	6
Caucasus & central Asia	16	17	9

Note: The 1990-92 proportion of undernourished is based on 1993-95 and the number of undernourished is based on their 1990-92 population and this proportion.