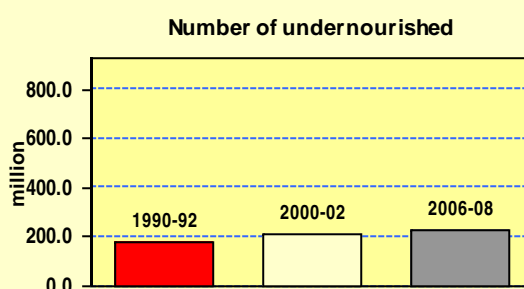
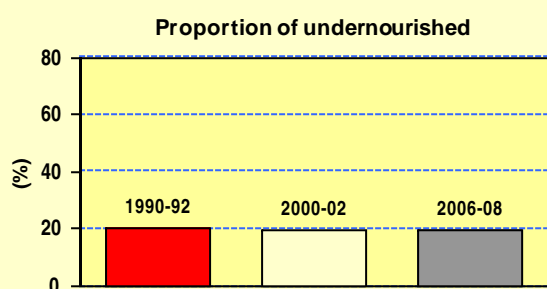




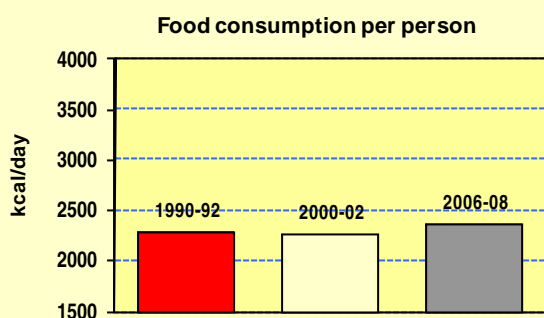
India

Monitoring progress towards hunger reduction targets of the **World Food Summit (WFS)** and the **Millennium Development Goals (MDG)**

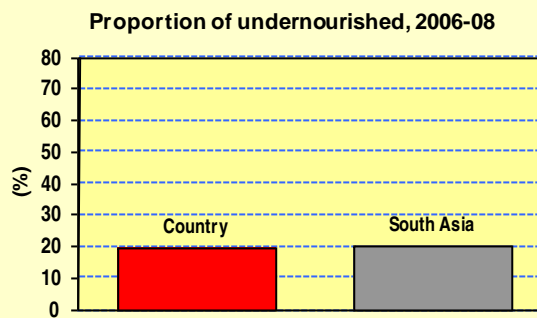
India had a moderate level of undernourishment in 2006-08, the latest period available; 19 percent of the total population was undernourished. The number of undernourished increased from 1990-92, benchmark period of the WFS and MDG, to 2006-08 while the proportion of undernourished decreased from 1990-92 to 2006-08.



Food consumption increased in 2006-08.



The prevalence of undernourishment in India was lower than in South Asia



Selected statistics

1. Population (million)
 2. Food consumption (kcal/person/day)
 3. Number of undernourished (million) - WFS indicator
 4. Prevalence of undernourishment (%) - MDG indicator
- India
- South Asia

	1990-92	2000-02	2006-08
1. Population (million)	880.3	1060.4	1164.6
2. Food consumption (kcal/person/day)	2290	2260	2360
3. Number of undernourished (million) - WFS indicator	177.0	208.0	224.6
4. Prevalence of undernourishment (%) - MDG indicator			
India	20	20	19
South Asia	22	21	20