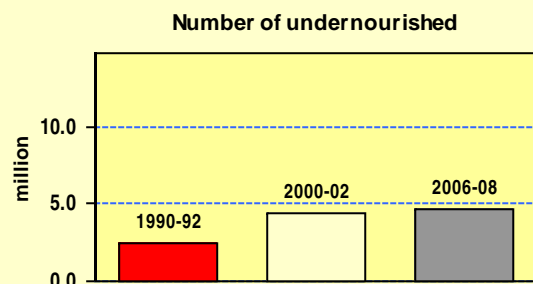
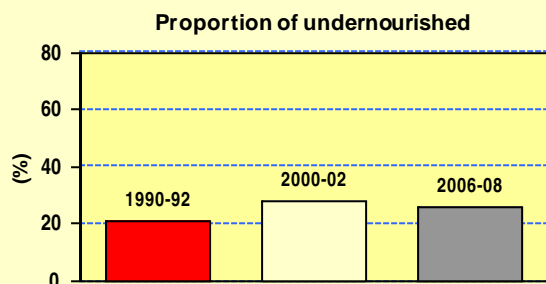




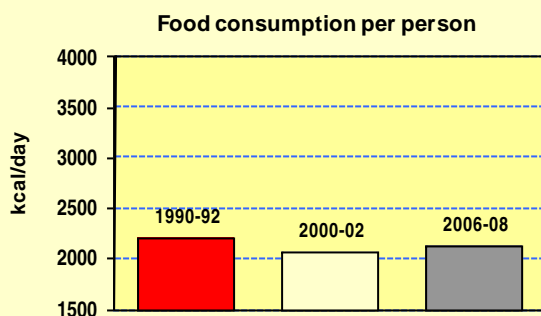
Madagascar

Monitoring progress towards hunger reduction targets of the **World Food Summit (WFS)** and the **Millennium Development Goals (MDG)**

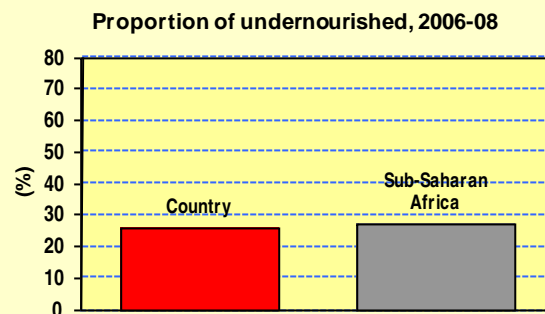
Madagascar had a high level of undernourishment in 2006-08, the latest period available; 25 percent of the total population was undernourished. The number of undernourished increased from 1990-92, benchmark period of the WFS and MDG, to 2006-08 while the proportion of undernourished increased from 1990-92 to 2000-02 but decreased from 2000-02 to 2006-08.



Food consumption increased in 2006-08, but not enough to cover the decrease in 2000-02.



The prevalence of undernourishment in Madagascar was lower than in Sub-Saharan Africa



Selected statistics

	1990-92	2000-02	2006-08
1. Population (million)	11.6	15.7	18.6
2. Food consumption (kcal/person/day)	2200	2060	2130
3. Number of undernourished (million) - WFS indicator	2.4	4.4	4.7
4. Prevalence of undernourishment (%) - MDG indicator			
Madagascar	21	28	25
Sub-Saharan Africa	31	29	27