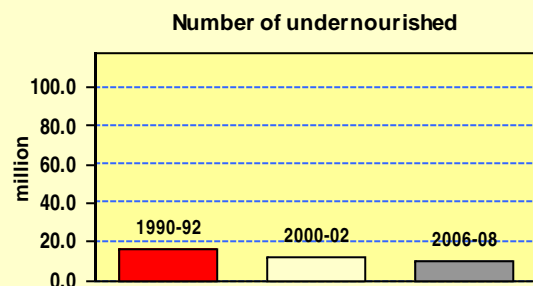
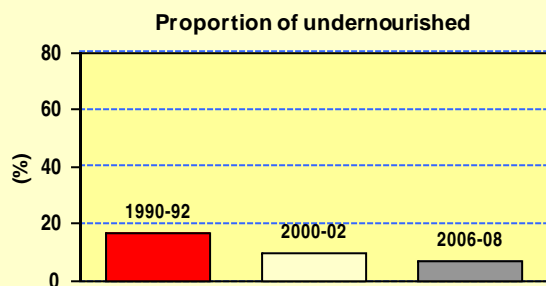




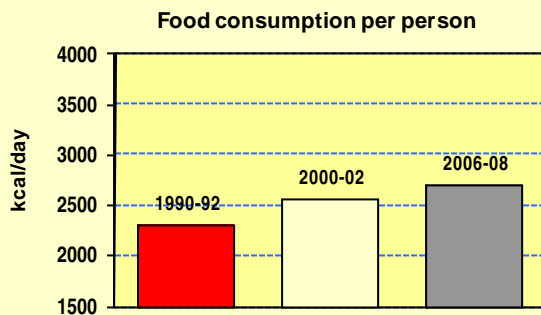
## Nigeria

Monitoring progress towards hunger reduction targets of the **World Food Summit (WFS)** and the **Millennium Development Goals (MDG)**

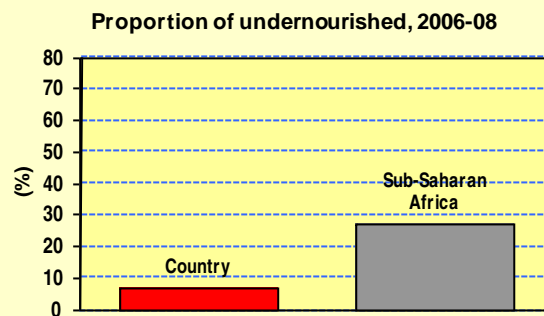
Nigeria had a low level of undernourishment in 2006-08, the latest period available; 6 percent of the total population was undernourished. Both the number and proportion of undernourished decreased from 1990-92, benchmark period of the WFS and MDG, to 2006-08.



Food consumption has increased since the beginning of the 90's.



The prevalence of undernourishment in Nigeria was lower than in Sub-Saharan Africa



Selected statistics

|   | 1990-92 | 2000-02 | 2006-08 |
|---|---------|---------|---------|
| 1. Population (million)                               | 99.9    | 127.9   | 147.7   |
| 2. Food consumption (kcal/person/day)                 | 2310    | 2560    | 2710    |
| 3. Number of undernourished (million) - WFS indicator | 16.3    | 11.9    | 9.4     |
| 4. Prevalence of undernourishment (%) - MDG indicator |         |         |         |
| Nigeria   | 16      | 9       | 6       |
| Sub-Saharan Africa                                    | 31      | 29      | 27      |