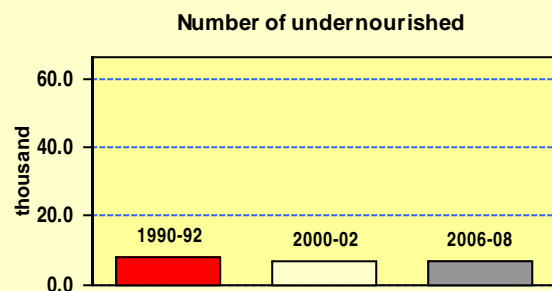
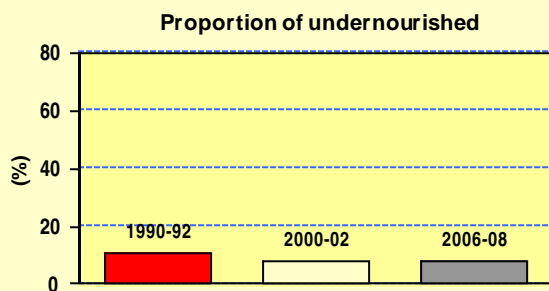




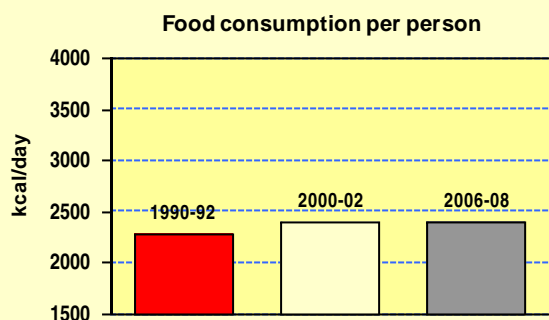
Seychelles

Monitoring progress towards hunger reduction targets of the **World Food Summit (WFS)** and the **Millennium Development Goals (MDG)**

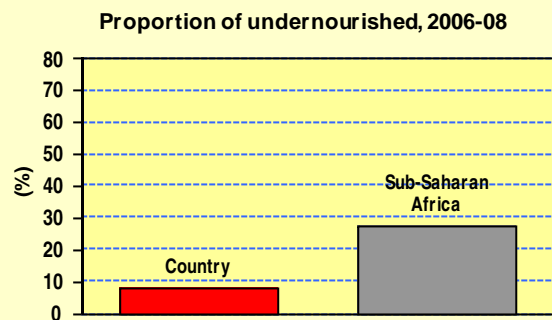
Seychelles had a low level of undernourishment in 2006-08, the latest period available; 8 percent of the total population was undernourished. The number of undernourished decreased from 1990-92, benchmark period of the WFS and MDG, to 2000-02 but increased from 2000-02 to 2006-08 while the proportion of undernourished decreased from 1990-92 to 2000-02.



Food consumption increased during the second half of the 90's.



The prevalence of undernourishment in Seychelles was lower than in Sub-Saharan Africa



Selected statistics

	1990-92	2000-02	2006-08
1. Population (thousand)	72.8	81.6	83.4
2. Food consumption (kcal/person/day)	2280	2390	2400
3. Number of undernourished (thousand) - WFS indicator	7.9	6.5	6.6
4. Prevalence of undernourishment (%) - MDG indicator			
Seychelles	11	8	8
Sub-Saharan Africa	31	29	27