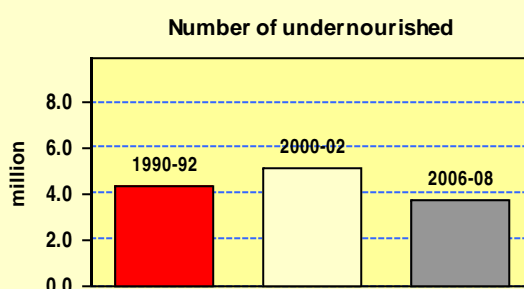
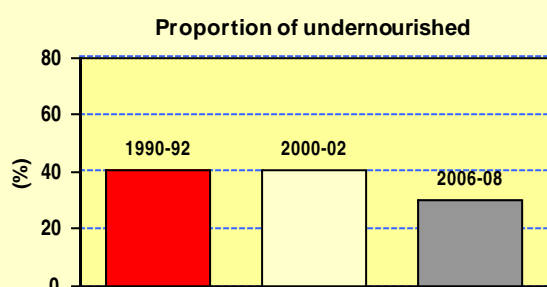




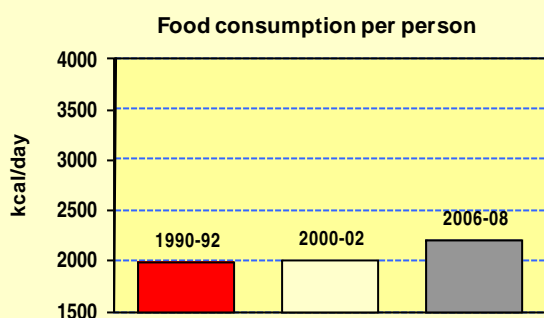
Zimbabwe

Monitoring progress towards hunger reduction targets of the **World Food Summit (WFS)** and the **Millennium Development Goals (MDG)**

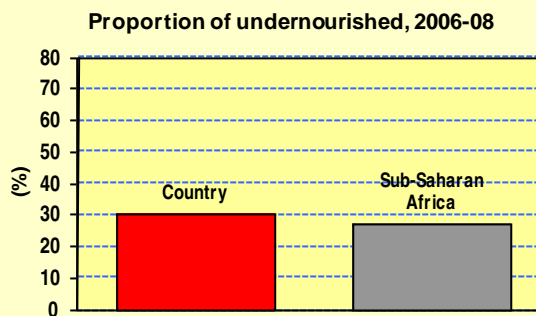
Zimbabwe had a high level of undernourishment in 2006-08, the latest period available; 30 percent of the total population was undernourished. Both the number and proportion of undernourished increased from 1990-92, benchmark period of the WFS and MDG, to 2000-02 but decreased from 2000-02 to 2006-08.



Food consumption has increased since the beginning of the 90's.



The prevalence of undernourishment in Zimbabwe was higher than in Sub-Saharan Africa



Selected statistics

1. Population (million)
 2. Food consumption (kcal/person/day)
 3. Number of undernourished (million) - WFS indicator
 4. Prevalence of undernourishment (%) - MDG indicator
- Zimbabwe*
- Sub-Saharan Africa*

	1990-92	2000-02	2006-08
1. Population (million)	10.7	12.5	12.5
2. Food consumption (kcal/person/day)	1980	2100	2210
3. Number of undernourished (million) - WFS indicator	4.3	5.1	3.7
4. Prevalence of undernourishment (%) - MDG indicator			
<i>Zimbabwe</i>	40	41	30
<i>Sub-Saharan Africa</i>	31	29	27