



# **Asia Pacific Weekly Price Monitor**

Regional Office for Asia and the Pacific

**Issue 38, 10 November 2011**



## Policy

The government of **India** has allowed exports of non-basmati rice under open general licence, and did not impose a Minimum Export Price (MEP). Export of rice and wheat will be stopped once shipments reach two million tonnes each. This follows a complete ban on exports of non-basmati rice export imposed was allowed only with MEP in April 2008, which was partially lifted earlier this year when some South Indian varieties were allowed for export (Agricommodityprices.com, 09 November 2011).

In **Thailand**, main-season paddy production for 2011/2012 is revised down to 21.6 MMT (originally 25.1 MMT), down 2.7 percent from the previous year, due to higher-than-expected production losses of 1.6 million ha of crop land from extensive flooding. However, a bumper off-season crop is anticipated, which will likely offset the losses. Consequently, total rice production for 2011/2012 is expected to remain higher than the previous year by 1.3 percent. The Paddy Pledging Programme\* will likely be more aggressive by mid November when main-crop paddy in the Northeast region will be harvested (US Department of Agriculture Foreign Service, 02 November 2011).

\* After the abolition of agricultural export taxes in 1986, the paddy pledging programme has become the cornerstone of Thailand's agricultural policy. The paddy pledging policy was first introduced in 1981-1982 cropping season when its major objective was to provide soft loans for farmers who wanted to delay sale of their crops. In 2001-2002 the objective changed towards supporting prices in order to increase farmers' income. The objective for 2011 remains the same; however, pledging prices have been set above the highest price observed in 2008 (between US\$ 460-US\$ 600 per tonne depending on the variety pledged).

## Prices

Over the past week food staple commodities remained relatively except for :

- In **Fiji**, despite a 10 percent increase in cassava prices during the last week of October, prices were 15 percent below those recorded a month ago. Prices of dalo tausala taro increased significantly by nearly 22 percent over the past week, and were nearly 40 percent above the prices observed a year ago.

## Weather conditions

- **Cambodia, Lao, Myanmar, Pakistan, Philippines, Thailand and Viet Nam** continue to be affected from floods resulting from heavy monsoon rains in the past 2 months.

- The most recent update for **Cambodia** indicates that more than 10 percent of the rice crop was destroyed and fears of food shortages and personal debt increases.

- In **Viet Nam**, floods hit central provinces over the past week (Alert Net, Government of Viet Nam, 4 and 8 November 2011).

- A recent forecast by the Climate Prediction Center indicate that **Myanmar** will experience a warm and dry winter through to February, despite the return of La Niña (Myanmar Times, 07 November 2011).

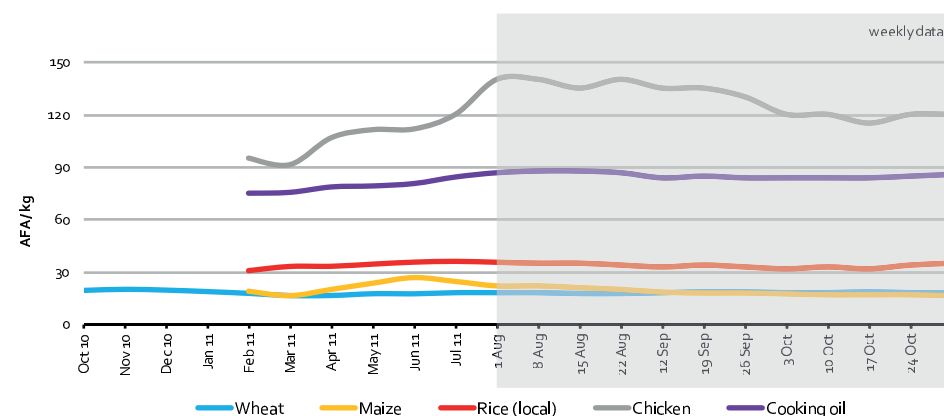


## AFGHANISTAN, Kabul (31 October 2011)

Retail nominal prices

### Country Highlights

- Rice prices increased by nearly 3 percent over the past week and were 5 percent above prices last month.
- Maize prices fell by nearly 3 percent and have shown a downward movement since June 2011.
- Chicken prices showed no change from the previous week. Still, prices have been gradually decreasing during the past 3 months.



Week of 31-Oct-11

% change

Food item	Market	Price (AFA/kg)	1 week	1 month	3 months	1 year
Rice local	Kabul	35.0	2.9%	5.0%	1.0%	na
Wheat	Kabul	18.5	0.0%	-1.8%	1.8%	na
Maize	Kabul	16.5	-2.9%	-9.2%	-21.4%	na
Chicken	Kabul	120.0	0.0%	-10.0%	-13.3%	na
Cooking oil (AFA/Lt)	Kabul	86.0	1.2%	2.0%	-1.9%	na

→ (+/-2%) stable ↑ increase ↓ decrease

### Policy+

Afghanistan will receive food assistance from Kazakhstan through FAO (Kazakhstan General Newswire, 03 November 2011).

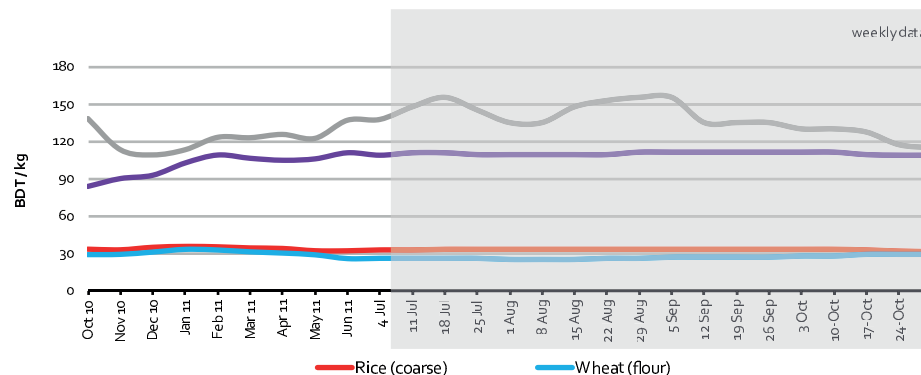


## BANGLADESH, Dhaka (31 October 2011)

Retail nominal prices

### Country Highlights

- Chicken prices dropped by 2 percent over the past week and have been decreasing since early September. They currently are 16.5 percent below the prices observed a year ago.



Week of 31-Oct-11

% change

Food item	Market	Price (BDT/kg)	1 week	1 month	3 months	1 year
Coarse rice	Dhaka	31.0	-1.6%	-6.1%	-6.1%	2.4%
Wheat flour	Dhaka	29.0	0.0%	11.5%	16.0%	-7.6%
Chicken broiler	Dhaka	115.0	-2.1%	-17.9%	-22.0%	-16.5%
Soybean oil (BDT/ltr)	Dhaka	109.0	0.0%	-2.2%	-0.9%	39.9%

→ (+/-2%) stable ↑ increase ↓ decrease

### Policy+

NA

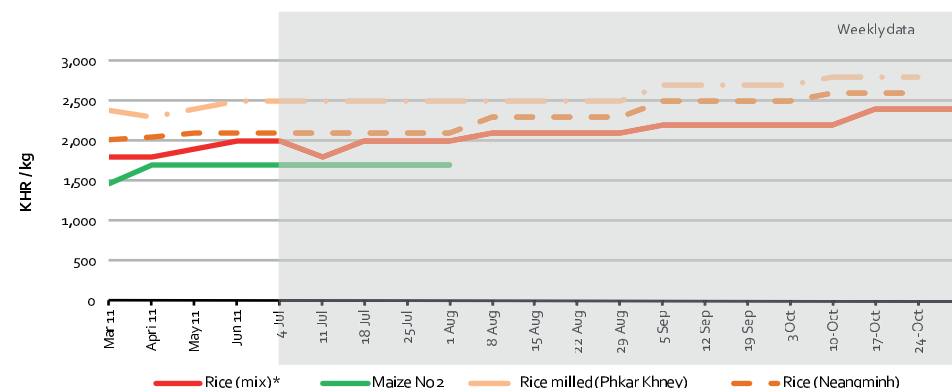


## CAMBODIA, Phnom Penh (07 November 2011)

Wholesale nominal prices

### Country Highlights

- Rice prices remained unchanged from last week reported. However, rice mix prices reached a record high in late October, at 9 percent higher than prices recorded a month ago, and 29 percent higher than a year ago.
- At the end of October, Phakar Khney and Neangminh rice varieties were 12 and 13 percent higher than 3 months ago.



Week of 7-Nov-11

Food item	Market	Price (KHR/ kg)	% change			
			1 week	1 month	3 months	1 year
Rice (mix)	Phnom Pehn	2,400	na	9.1%	12.9%	29.0%
Rice (Phkar Khney)	Phnom Pehn	2,800	na	3.7%	9.8%	na
Rice (Neangminh)	Phnom Pehn	2,600	na	4.0%	10.6%	na
Maize no.2	Phnom Pehn	na	na	na	na	na

→ (+/-2%) stable ↑ increase ↓ decrease

### Policy+

- Cambodia plans to expand its exports on milled rice and other agricultural products to the United Arab Emirates (Phnom Pehn Post, 07 November, 2011).

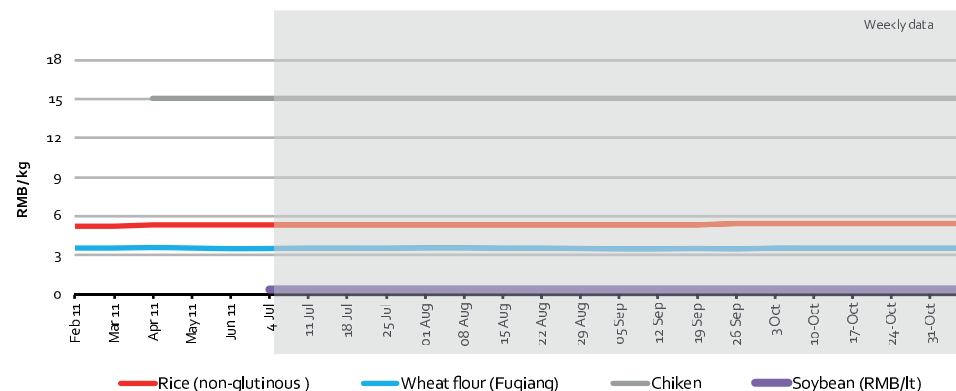


## CHINA, Beijing (07 November 2011)

Retail and wholesale nominal prices

### Country Highlights

- Prices of all staple commodities remain stable.



Week of 7-Nov-11

% change

Food item	Market	Price (RMB/kg)	1 week	1 month	3 months	1 year
Non-Glutinous Rice	Beijing	5.4	0.4%	1.2%	1.5%	na
Fuqiang Wheat Flour	Beijing	3.5	0.0%	0.7%	0.4%	na
Chicken (w)	Beijing	15.0	0.0%	0.0%	0.0%	na

→ (+/-2%) stable ↑ increase ↓ decrease (w) wholesale prices

### Policy+

- China's Cabinet approved a national anti-drought plan that will construct facilities to provide water for drinking and irrigation in drought-affected regions. The plan will be implemented over the next 10 years (Xinhua, 02 November 2011).
- World Agricultural Supply and Demand Estimates (WASDE) reported that China's 2011/12 rice crop is raised 2 MMT to a record 141 MMT, due to an increase in harvested area (Agri Pulse, 09 November 2011).

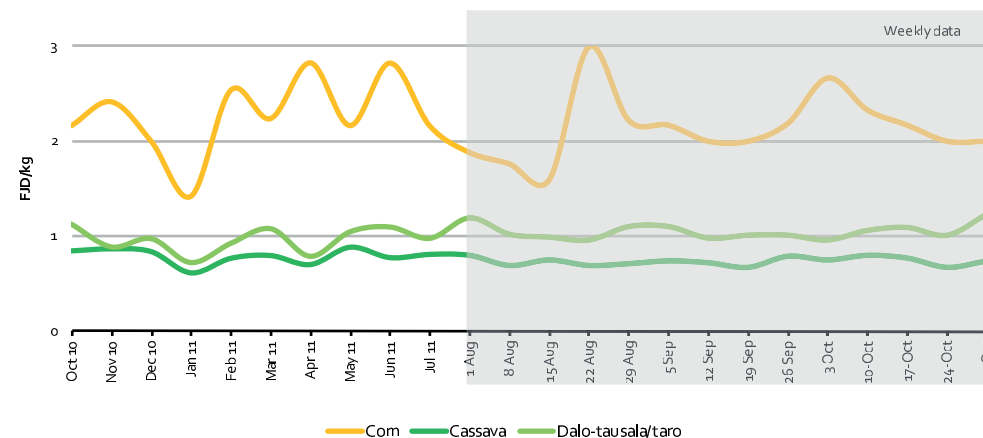


## Fiji, National Average (31 October 2011)

Retail nominal prices

### Country Highlights

- Corn prices remained stable over the past week; however they have been highly volatile over the past year, and are currently 17 percent below the prices observed a year ago.
- Cassava prices increased by 10 percent during the past week, and were 15 percent below prices recorded a month ago.
- Prices of dalo tausala taro increased significantly by nearly 22 percent over the past week, and are nearly 40 percent above the prices observed a year ago.



Week of 31-Oct-11

% change

Food item	Market	Price (FJD/kg)	1 week	1 month	3 months	1 year
Corn	National av	2.0	0.0%	-4.3%	-6.7%	-17%
Cassava	National av	0.7	10.4%	1.4%	4.2%	-15%
Dalo-tausala taro	National av	1.2	21.8%	20.0%	20.9%	39%

→ (+/-2%) stable ↑ increase ↓ decrease

### Policy+

- A new agreement allows papaya producers ship to exports to Australia by air (The Fiji Times, 09 November 2010).

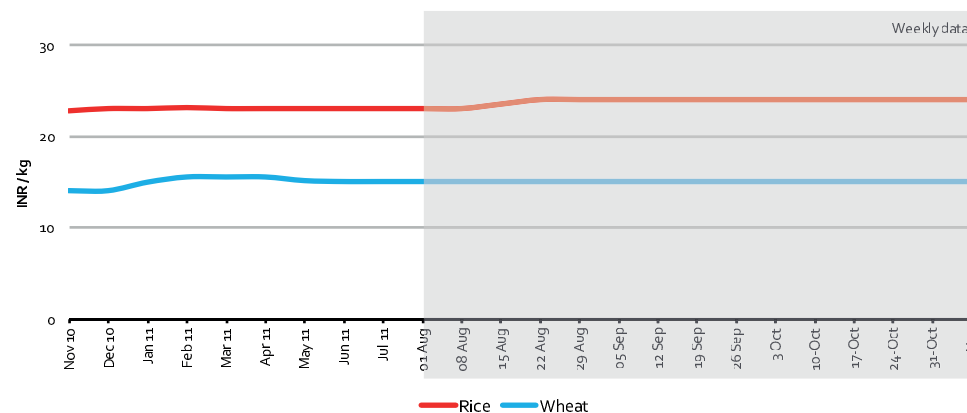


## INDIA, Delhi (07 November 2011)

Retail nominal prices

### Country Highlights

- Rice and wheat prices remained stable during the past week and were 6 and 7 percent respectively above the prices observed a year ago.



Week of 7-Nov-11

% change

Food item	Market	Price (INR/kg)	1 week	1 month	3 months	1 year
Rice	New Delhi	24.0	0.0%	0.0%	0.5%	6.0%
Wheat	New Delhi	15.0	0.0%	0.0%	0.0%	7.0%

→ (+/-2%) stable ↑ increase ↓ decrease

### Policy+

- The Central Government will soon launch a Credit Guarantee Fund to ease access to home loans by lower income groups. According to an official release, the fund will be provided under the Rajiv Awas Yojana scheme whose objective is to facilitate affordable housing for slum dwellers (Prasar Bharati, 08 November 2011).



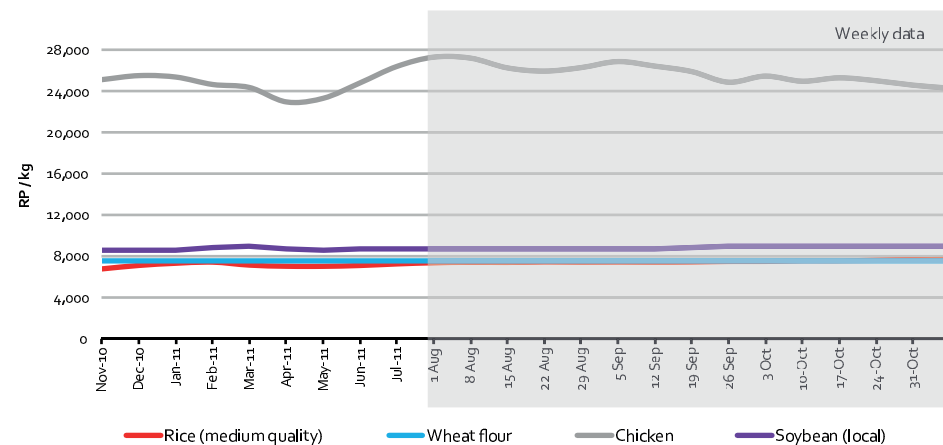


## INDONESIA, National Average (07 November 2011)

Retail nominal prices

### Country Highlights

- Overall, prices of staple commodities (rice, wheat flour, chicken and soybean) remained largely stable over the past week.
- Rice prices were 12 percent above the prices recorded a year ago.
- Chicken prices are 5 percent below the prices observed a month ago.
- Soybean prices are 4.6 percent higher the prices observed a year ago.



Week of 7-Nov-11

% change

Food item	Market	Price (RP/ kg)	1 week	1 month	3 months	1 year
Rice (medium quality)	National av	7,677	0.3%	2.7%	3.2%	12.2%
Wheat flour	National av	7,569	-0.4%	-0.5%	-0.4%	1.0%
Chicken	National av	24,337	-1.2%	-5.3%	-7.7%	-3.1%
Soybean (local)	National av	8,962	0.1%	0.8%	1.9%	4.6%

→ (+/-2%) stable ↑ increase ↓ decrease

### Policy+

NA

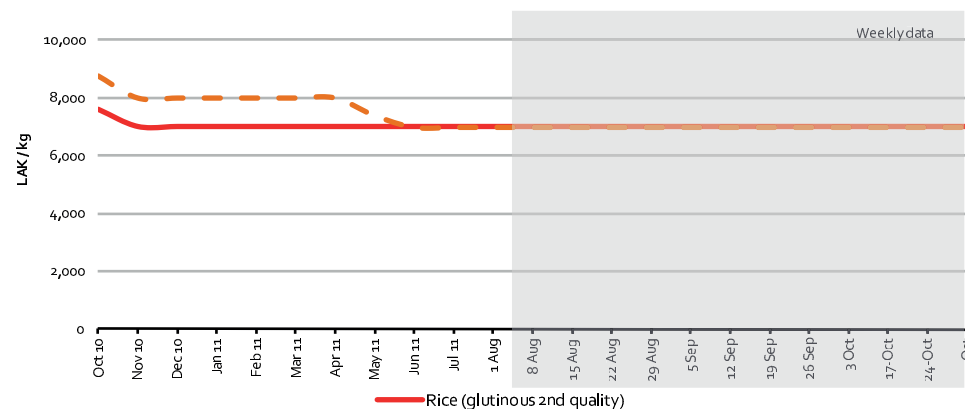


## LAO PDR, Vientiane (31 October 2011)

Retail nominal prices

### Country Highlights

- Prices of both second quality rice varieties (glutinous and ordinary) were stable over the past week. Glutinous rice prices (second quality) are the same from those observed last year, while Ordinary rice prices (second quality) are 12.5 percent below the prices recorded a year ago.



Week of 7-Nov-11

% change

Food item	Market	Price (LAK/kg)	1 week	1 month	3 months	1 year
Rice glutinous	Vientiane	7,000	0.0%	0.0%	0.0%	0.0%
Rice ordinary	Vientiane	7,000	0.0%	0.0%	0.0%	-12.5%

→ (+/-2%) stable ↑ increase ↓ decrease

### Policy+

NA

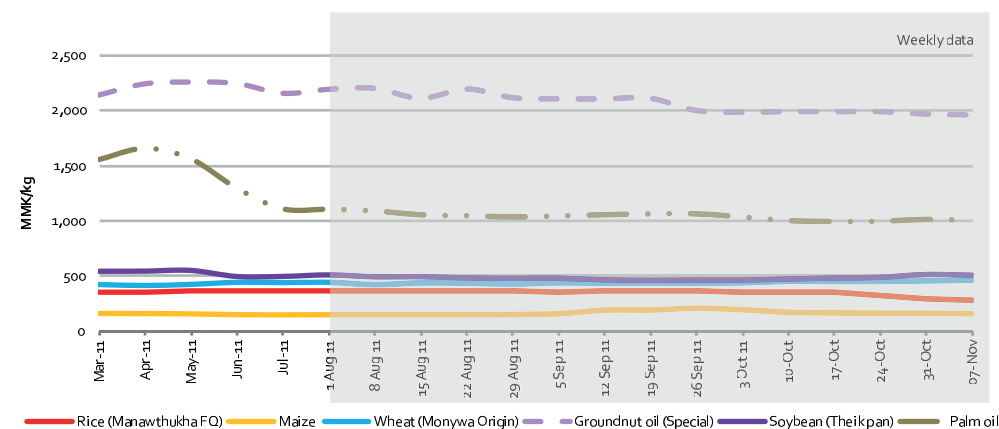


## MYANMAR, Yangon and Mandalay (07 November 2011)

Wholesale nominal prices

### Country Highlights

- Rice prices are about 21 percent below the prices observed three months ago.
- Maize prices remained stable over the past week. However, they are nearly 18 percent below the prices observed a month ago and 3.5 percent above the prices observed 3 months ago.
- Palm oil prices continue to drop gradually since April 2011. Currently they are 5 percent below the prices recorded a month ago.



Week of 7-Nov-11

% change

Food item	Market	Price (MMK/kg)	1 week	1 month	3 months	1 year
Rice (Manawthukha FQ)	Yangon	285	na	-20.8%	-21.0%	na
Wheat (Monywa Origin)	Mandalay	465	1.3%	6.2%	6.7%	na
Maize	Mandalay	159	-1.9%	-17.6%	3.5%	na
Groundnut oil (Special)	Yangon	1,960	-0.4%	-4.5%	-8.2%	na
Soybean (Theik pan)	Yangon	503	-1.3%	9.6%	4.9%	na
Palm oil	Mandalay	1,006	-0.8%	-4.6%	-3.9%	na

→ (+/-2%) stable ↑ increase ↓ decrease

### Policy+

-- According to a media report, a proposal was tabled at parliament to cut palm oil imports by 50 percent to boost consumption and demand for locally produced sesame oil, particularly at harvest time. However, it was decided that palm oil imports will continue in order to keep prices stable (Myanmar Times, 07 November 2011).

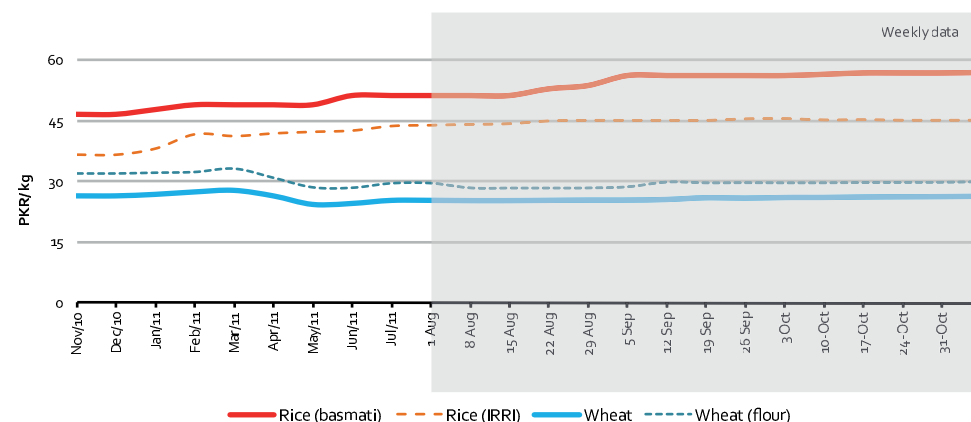


## PAKISTAN, Karachi (07 November 2011)

Retail nominal prices

### Country Highlights

- The prices of main food staples remained largely stable over the past week in Karachi market.
- Rice prices for basmati and IRRI varieties were 30 and 28 percent respectively above prices a year ago.
- Currently, wheat flour prices are 5 percent below the prices observed a year ago.



Week of 7-Nov-11

% change

Food item	Market	Price (PKR/kg)	1 week	1 month	3 months	1 year
Rice (basmati)	Karachi	57.0	0.2%	1.4%	6.5%	30.0%
Rice (IRRI)	Karachi	45.1	0.0%	-0.3%	0.7%	28.0%
Wheat	Karachi	26.4	0.3%	1.9%	4.0%	1.0%
Wheat flour	Karachi	30.0	0.4%	0.7%	4.9%	-5.0%

→ (+/-2%) stable ↑ increase ↓ decrease

### Policy+

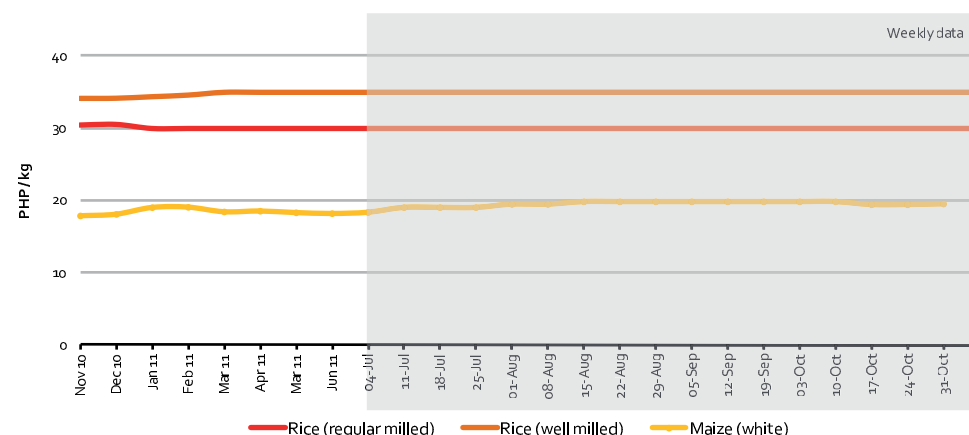
- The newly established Ministry of Agriculture is tasked to perform food related economic coordination and planning , quality control and assurance of food related imports and exports, collection of agricultural related statistics (production, consumption, prices, imports and exports of food grains), and coordination with aid/assistance agencies in respect of food sector. Enhancing the availability of fertilizers is also a priority (Right Vision News, 06 November 2011).



**PHILIPPINES, Metro Manila (07 November 2011)**  
Retail nominal prices

### Country Highlights

- Rice prices remained stable over the past month, while the prices for regular milled rice are 2.6 percent below the prices recorded a year ago.



Week of 7-Nov-11

% change

Food item	Market	Price (PHP/kg)	1 week	1 month	3 months	1 year
Rice (regular milled)	Metro Manila	30.0	0.0%	0.0%	0.0%	-2.6%
Rice (well milled)	Metro Manila	35.0	0.0%	0.0%	0.0%	2.0%
Maize (white)*	National av	na	0.5%	-1.5%	-1.1%	12.0%

→ (+/- 2%) stable ↑ increase ↓ decrease

\* Most available data from 31-Oct-2011

### Policy+

- The Department of Agriculture has launched a PHP 192 million (US \$ 4.4 million) community seed bank (CSB) and seed production program (Department of Agriculture, 01 November 2011).  
- Despite the typhoon damage, government estimates that total rice production this year is likely to be a record 17.3 MMT. The government is considering imports of 500,000 MT next year. (Business World and Manila Bulletin, 4 and 5 November 2011).

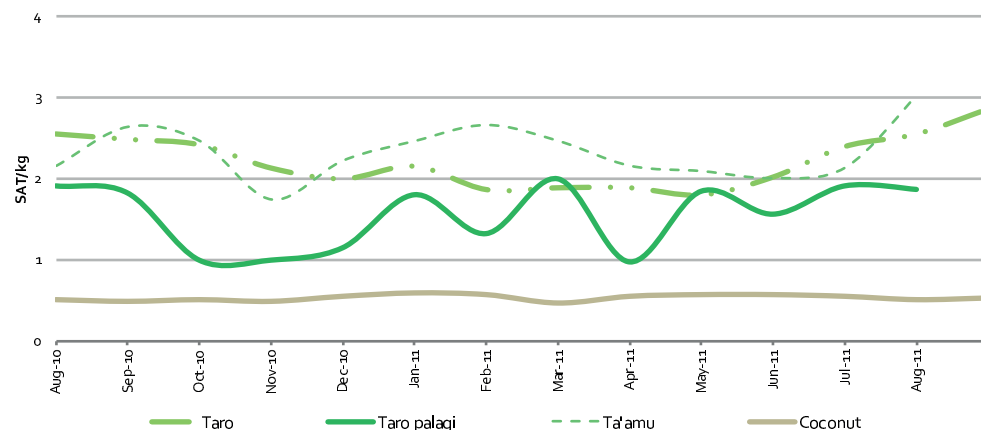


## SAMOA, Fugalei (September 2011)

Retail nominal prices

### Country Highlights

- Taro prices increased 12.1 percent from a month ago and were 41.3 percent above the prices observed 3 months ago.
- Coconut prices increased by 4.3 percent from the previous month and are 9 percent above the prices observed last year.



Month of Sep-11

% change

Food item	Market	Price (SAT/kg)	1 week	1 month	3 months	1 year
Taro	Fugalei	2.9	na	12.1%	41.3%	15.0%
Taro palagi*	Fugalei	0.0	na	-2.3%	1.2%	-2.3%
Ta'amu*	Fugalei	0.0	na	42.3%	45.3%	40.8%
Coconut	Fugalei	0.5	na	4.3%	-7.7%	9.1%

→ (+/-2%) stable ↑ increase ↓ decrease

\* Most available data from August 2011

### Policy+

- The Import Price Index (MPI) measures changes in the cost, insurance, and freight (CIF) prices of imports of merchandise into Samoa. Prices of eggs, mutton flaps, mutton necks and chicken leg quarters decreased by 9.8 percent during the Q3 2011 (Samoa Bureau of Statistics, 08 November 2011).

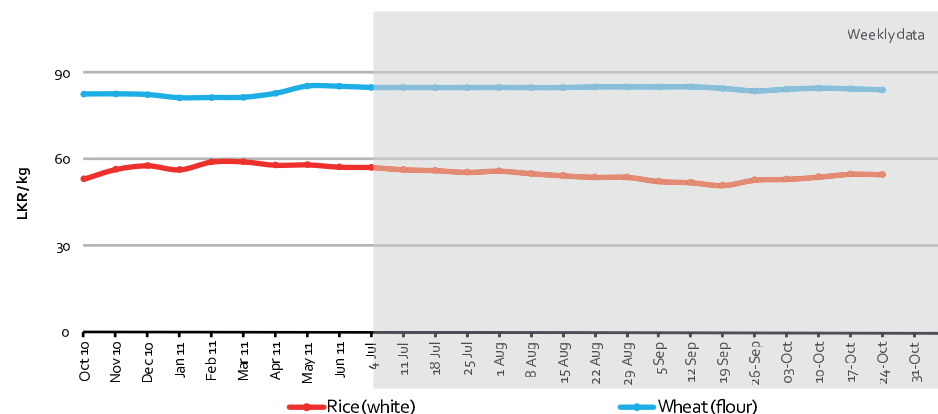


## SRI-LANKA, Colombo (07 November 2011)

Retail nominal prices

### Country Highlights

- Rice prices currently are 5 percent above the prices observed a year ago.
- Current wheat flour prices have remained largely stable over the past three months and are 14 percent above the prices observed a year ago.



Week of 7-Nov-11

% change

Food item	Market	Price (LKR/kg)	1 week	1 month	3 months	1 year
Rice (white)	Colombo	54.7	na	4.5%	1.9%	5%
Wheat flour	Colombo	84.3	na	-0.2%	-0.9%	14%

→ (+/-2%) stable ↑ increase ↓ decrease

### Policy+

-A recent WFP assessment found that half the households in the Northern Province of Sri Lanka lived on less than \$1 a day. Over 60 percent of households in the Northern Province are food-insecure, and lack the income generation and food-production capacity to secure basic need (Salem News, 02 November 2011).

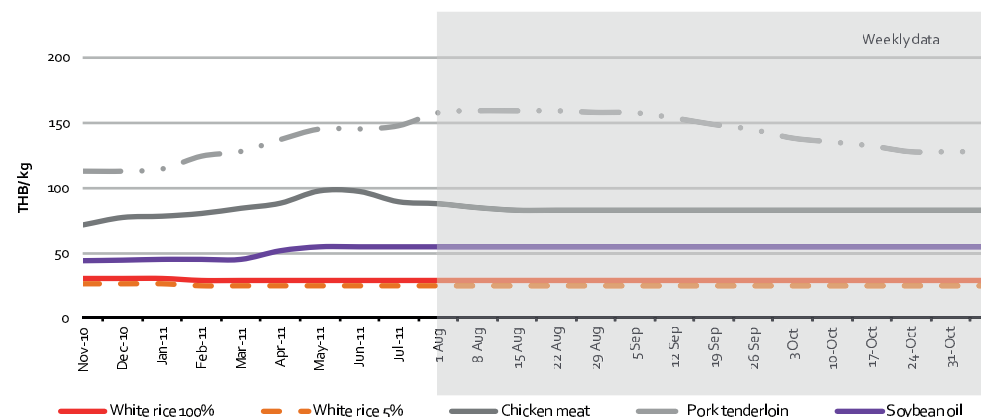


## THAILAND, Bangkok (07 November 2011)

Retail nominal prices

### Country Highlights

- Retail prices for staple commodities in Bangkok remain stable over the past week.
- Pork prices have continued to fall since early August, and currently are 19.5 percent below the prices observed 3 months ago.



Week of 7-Nov-11

% change

Food item	Market	Price (THB/kg)	1 week	1 month	3 months	1 year
White rice 100%	Bangkok	28.67	0.0%	0.0%	0.0%	na
White rice 5%	Bangkok	24.67	0.0%	0.0%	0.0%	na
Chicken	Bangkok	82.5	0.0%	0.0%	0.0%	na
Pork tenderloin	Bangkok	127.5	0.0%	-12.7%	-19.5%	na
Soybean oil (Baht/lit)	Bangkok	55.0	0.0%	0.0%	0.0%	na

→ (+/-2%) stable ↑ increase ↓ decrease

### Policy+

- The Paddy Pledging Program began on October 7, 2011 and has pledged 341,897 MT of paddy which account for approximately 1.4 percent of the total production. The program will likely be more aggressive by mid November when main-crop paddy in the Northeast region will be harvested, which accounts for half of the total main-crop production, and consists mostly of fragrant and glutinous rice (US Department of Agriculture, 02 November 2011).

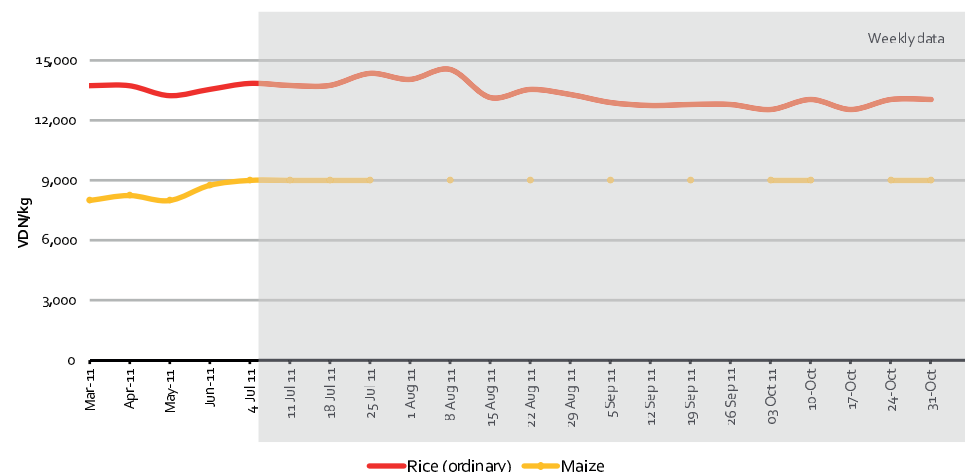




**VIET NAM, Hanoi (31 October 2011)**  
Retail nominal prices

### Country Highlights

- Rice and wheat prices remained stable over the past week. Rice prices currently are 4 percent below the prices recorded three months ago.



Week of 31-Oct-11

% change

Food item	Market	Price (VND/kg)	1 week	1 month	3 months	1 year
Rice ordinary	Hanoi	13,000	0.0%	1.9%	-4.3%	na
Maize	Hanoi	9,000	0.0%	0.0%	0.0%	na

→(+/-2%) stable ↑increase ↓decrease

### Policy+

- The rice festival started this week and it is expected to help further promote Soc Trang scented rice, which has received trademark recognition from the National Office of Intellectual Property and in both local and international markets (Ministry of Agriculture and Rural Development, 09 November 2011).  
- As a result from a bumper crop of skipjack tuna, prices dropped from VND 35,000 per kg to VND 30,000 kg (from US \$1.6 to US \$1.4) (Ministry of Agriculture and Rural Development, 08 November 2011).

## Disclaimer and Acknowledgements

The Asia Pacific Weekly Price Monitor is prepared by the FAO Regional Office for Asia and the Pacific with information from official and unofficial sources. Conditions can change rapidly and information may not always represent the current food price situation as of the present date. None of the country reports should be regarded in any way as statements of governmental views. The designations employed and the presentation of material in this news bulletin do not imply the expression of any opinion whatsoever on the part of the Food and Agriculture Organization of the United Nations concerning the legal status of any country, territory, city or area or of its authorities, or concerning the delimitation of its frontiers or boundaries. This report has been produced with financial assistance from the European Union. The contents of this publication are the sole responsibility of the authors and can in no way be taken to reflect the views of the European Union.

The support of FAO Country Offices, FAO's Food and Agriculture Policy Decision Analysis (FAPDA) and the European Union through the EC-FAO Food Security Programme "Linking information and decision-making to improve food security in selected countries of the Greater Mekong Subregion" are gratefully acknowledged for their contributions.

To subscribe, please e-mail [mailserv@mailserv.fao.org](mailto:mailserv@mailserv.fao.org), leave the subject blank and type subscribe Food-Asia-L

Graphic design by Chaval Sinthusing.