



Asia Pacific Weekly Price Monitor

Regional Office for Asia and the Pacific

Issue 39, 17 November 2011



Policy

Regional level

The leaders of the 21-member [Asia-Pacific Economic Cooperation](#) forum will endorse a range of “meaningful” steps to strengthen regional economic integration, expand trade, and formulate an actionable framework to address the common challenge of sanitation and access to safe drinking water in the region, among others (Addu Declaration, 14 November 2011).

The [Joint Declaration of the Second Meeting of BRICS Ministers of Agriculture](#) and Agrarian Development agreed to further explore ways to provide more accurate long-term market forecasts for food producers and purchasers to reduce excessive speculative activities. They also called for developed countries to phase out trade-distorting subsidies and barriers (Ministry of Agriculture of China, 14 November 2011).

National level

The Ministry of Agriculture in [Thailand](#) will distribute paddy seed to farmers affected by floods in two phases from November 2011 until July 2012. Recipients will be entitled to 10 kg of seed per rai (0.16 ha) affected with a maximum of 10 rai (1.6 ha) per farmer.

[China](#) will implement measures to ensure food safety in the economic zone of Henan. Henan province produces 10 percent of China's grain, with wheat output accounting for a quarter of the country's total.

In [Philippines](#), the National Food Authority plans to exclusively sell Iron Fortified (I-rice) for 2012 in Zamboanga.

Prices

Over the past week prices of food staple commodities remained relatively stable except for :

- In [Afghanistan](#), maize prices fell by 3 percent and were nearly 17 percent below the prices observed 3 months ago. Prices have been decreasing since June 2011.
- Chicken prices in [Bangladesh](#) dropped by 9 percent and reached their lowest level since August 2009.
- In [Fiji](#), cassava prices increased by 5.4 percent, but were 10 percent below prices recorded a month ago.
- In [Samoa](#), taro prices increased 12.1 percent from a month ago and were 41.3 percent above the prices observed 3 months ago. Coconut prices increased by 4.3 percent from the previous month and are 9 percent above the prices observed last year and 4 percent below prices observed 3 years ago.
- Rice prices in [Vietnam](#) increased nearly 4 percent and were 8 percent above

Weather conditions

[Cambodia](#), [Lao](#), [Myanmar](#), [Pakistan](#), [Philippines](#), [Thailand](#) and [Viet Nam](#) continue to be affected by floods resulting from heavy monsoon rains in the past 2 months. According to the [Mekong River](#) Commission for Sustainable Development, flood forecasting for 15 November indicates water level is falling in upper, central and lower Mekong areas (Mekong River Commission, 15 November 2011). The Rehabilitation Department from the Government of Sindh in [Pakistan](#) reported that the crop area affected due to floods amounted to 2,286,000 acres (about 925,000 hectares) and 116,500 cattle head perished (Government of Sindh, 15 November 2011).

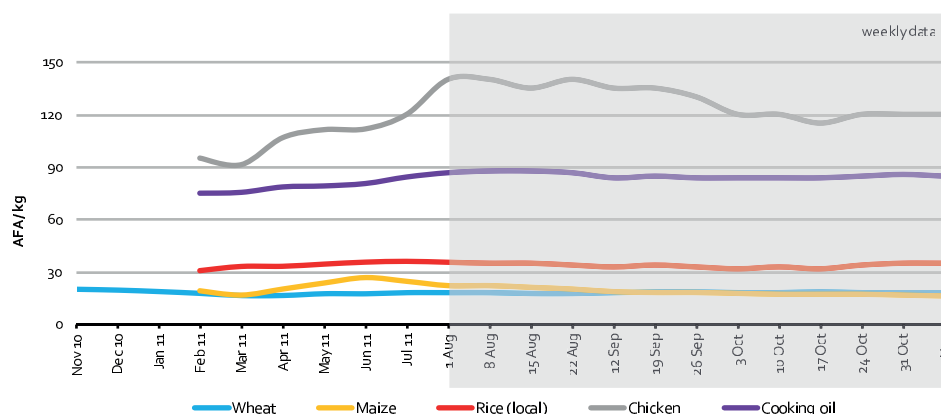


AFGHANISTAN, Kabul (14 November 2011 2011)

Retail nominal prices

Country Highlights

- Rice prices remained unchanged over the past week and were 6.1 percent higher from the prices observed a month ago.
- Maize prices fell by 3 percent during the past week and were nearly 17 percent below the prices observed 3 months ago. Prices have been decreasing since June 2011.
- Although chicken prices were stable over the past week, they were almost 13 percent below the prices recorded 3 months ago. Chicken prices have been falling gradually since mid-August.



Week of 14-Nov-11

% change

Food item	Market	Price (AFA/kg)	1 week	1 month	3 months	1 year
Rice local	Kabul	35.0	0.0%	6.1%	4.5%	na
Wheat	Kabul	18.5	0.0%	-1.3%	1.4%	na
Maize	Kabul	16.0	-3.0%	-9.2%	-16.9%	na
Chicken	Kabul	120.0	0.0%	-5.0%	-12.7%	na
Cooking oil (AFA/Lt)	Kabul	85.0	-1.2%	0.9%	-0.6%	na

→ (+/-2%) stable ↑ increase ↓ decrease

Policy+

- Afghanistan is planning for construction of dams and facilities on its rivers for flood control, electricity generation and irrigation expansion. India also plans to assist Afghanistan in constructing multi-purpose water projects on the tributaries of the Kabul River (Dawn, 14 November 2011).

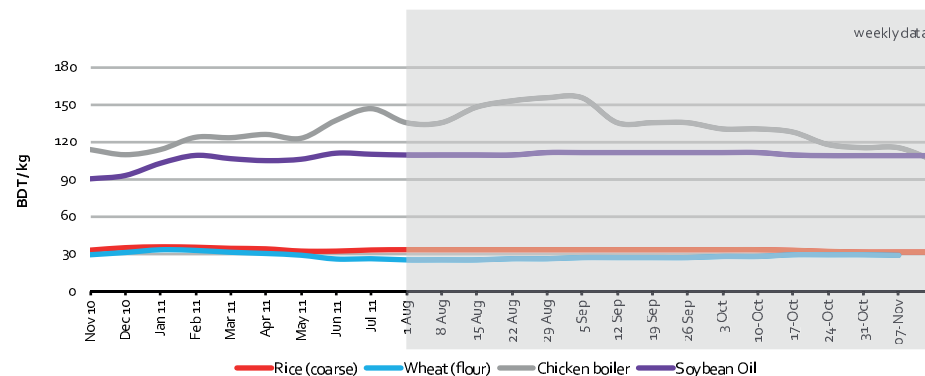


BANGLADESH, Dhaka (14 November 2011)

Retail nominal prices

Country Highlights

- Chicken prices dropped by 9 percent over the past week and reached their lowest level since August 2009.



Week of 14-Nov-11

% change

Food item	Market	Price (BDT/kg)	1 week	1 month	3 months	1 year
Coarse rice	Dhaka	31.0	0.0%	-6.1%	-6.1%	2.4%
Wheat flour*	Dhaka	28.5	-1.7%	8.6%	11.8%	-7.6%
Chicken broiler	Dhaka	105.0	-8.7%	-20.8%	-29.7%	-16.5%
Soybean oil (BDT/lt)	Dhaka	109.0	0.0%	-2.2%	-1.8%	39.9%

→ (+/-2%) stable ↑ increase ↓ decrease

* Most recent data available from 07-Nov-2011

Data source: Ministry of Agriculture.

Policy+

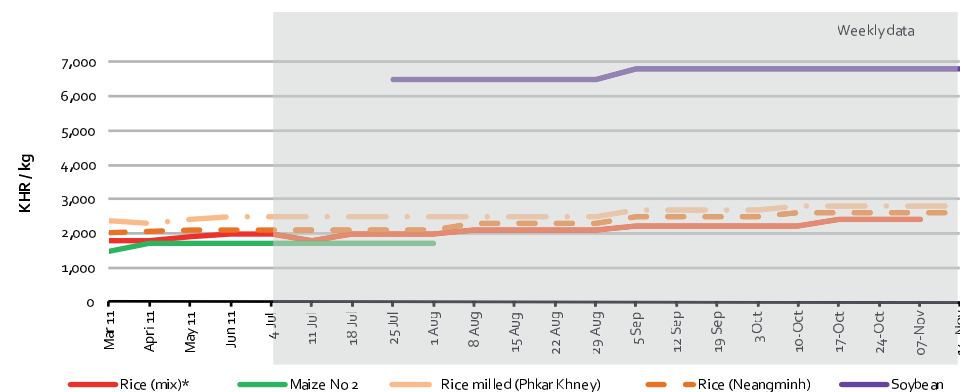
- A special report by the Intergovernmental Panel on Climate Change (IPCC) on Managing the Risks of Extreme Events and Disasters emphasized the lead taken by Bangladesh in designing pro-development, low-carbon plans and policies (UN News Service, 14 November 2011).



CAMBODIA, Phnom Penh (14 November 2011)
Wholesale nominal prices

Country Highlights

- Phkar Khney and Neangminh rice varieties prices remained unchanged over the past week and were 7.7 and 8.3 percent above the prices recorded 3 months ago.
- Chicken prices were 8.3 percent below the prices 3 months ago.
- Soybean oil prices were 2.3 percent above the prices observed 3 months ago.



Week of 14-Nov-11

% change

Food item	Market	Price (KHR/kg)	1 week	1 month	3 months	1 year
Rice (mix)*	Phnom Pehn	2,400	na	9.1%	12.9%	29.0%
Rice (Phkar Khney)	Phnom Pehn	2,800	0.0%	2.4%	7.7%	na
Rice (Neangminh)	Phnom Pehn	2,600	0.0%	2.6%	8.3%	na
Maize no.2	Phnom Pehn	na	na	na	na	na
Chicken	Phnom Pehn	22,000	0.0%	-2.9%	-8.3%	na
Soybean oil	Phnom Pehn	6,800	0.0%	0.0%	2.3%	na

→ (+/-2%) stable ↑ increase ↓ decrease

* Most recent data available from 07-Nov-2011

Policy+

NA

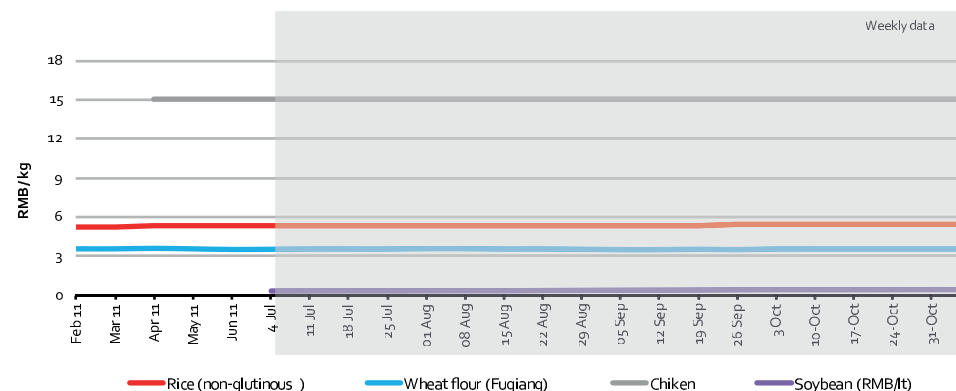


CHINA, Beijing (07 November 2011)

Retail and wholesale nominal prices

Country Highlights

- Prices of all staple commodities remain stable.



Week of 7-Nov-11

% change

Food item	Market	Price (RMB/kg)	1 week	1 month	3 months	1 year
Non-Glutinous Rice	Beijing	5.4	0.4%	1.2%	1.5%	na
Fuqiang Wheat Flour	Beijing	3.5	0.0%	0.7%	0.4%	na
Chicken (w)	Beijing	15.0	0.0%	0.0%	0.0%	na

→ (+/-2%) stable ↑ increase ↓ decrease (w) wholesale prices

Policy+

- To ensure food safety in the economic zone of Henan the government will increase fiscal transfer payments; strengthen financial support to farmers; facilitate agricultural infrastructure construction; and boost closer ties between grain producers and consumer (Xinhua, 11 November 2011).
- Due to oversupply, on 13 November, the price of Chinese cabbage fell 30 percent from last month (Government Official Web Portal, 14 November 2011).

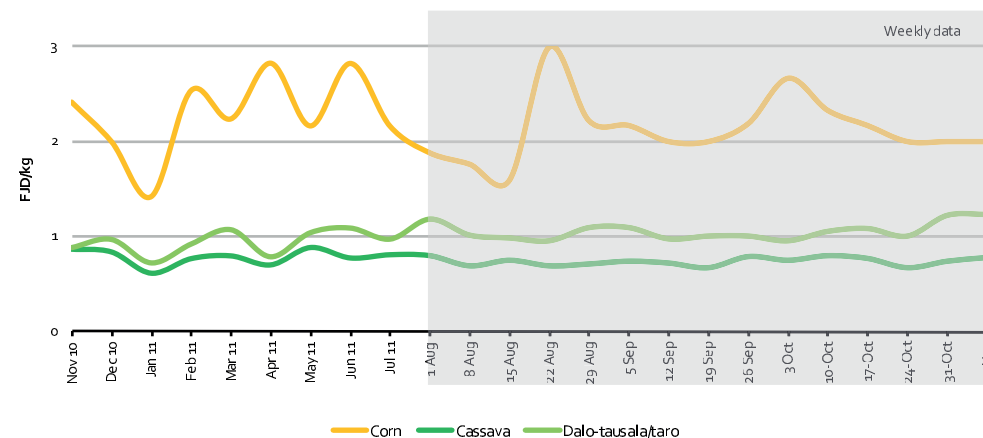


Fiji, National Average (07 November 2011)

Retail nominal prices

Country Highlights

- Corn prices remained relatively stable over the past 3 weeks. However, they have been highly volatile over the past year, and are currently 17 percent below the prices observed a year ago.
- Cassava prices increased by 5.4 percent during the past week, but were 10 percent below prices recorded a year ago.
- Prices of dalo tausala remained relatively stable over the past week, and are 25 and 40 percent above the prices observed a month ago and year ago, respectively.



Week of 7-Nov-11

% change

Food item	Market	Price (FJD/kg)	1 week	1 month	3 months	1 year
Corn	National av	2.0	0.0%	-9.7%	-10.9%	-17%
Cassava	National av	0.8	5.4%	6.5%	8.0%	-10%
Dalo-tausala taro	National av	1.2	0.8%	25.3%	19.5%	40%

→ (+/-2%) stable ↑ increase ↓ decrease

Policy+

NA

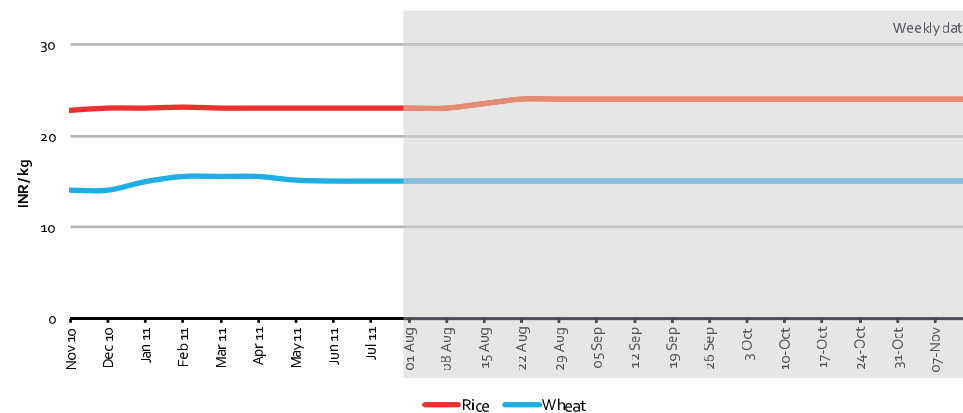


INDIA, Delhi (14 November 2011)

Retail nominal prices

Country Highlights

- Rice and wheat prices remained unchanged from the previous week and were 6 and 7 percent respectively above the prices observed a year ago.



Week of 14-Nov-11

% change

Food item	Market	Price (INR/kg)	1 week	1 month	3 months	1 year
Rice	New Delhi	24.0	0.0%	0.0%	0.0%	6.0%
Wheat	New Delhi	15.0	0.0%	0.0%	0.0%	7.0%

→ (+/-2%) stable ↑ increase ↓ decrease

Policy+

NA

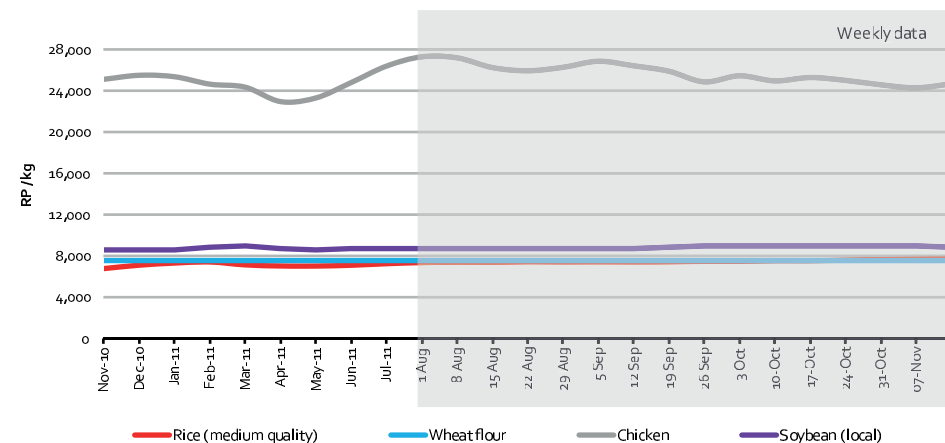


INDONESIA, National Average (14 November 2011)

Retail nominal prices

Country Highlights

- Overall, prices of staple commodities (rice, wheat flour, chicken and soybean) remained largely stable over the past week.
- Rice prices were 12.2 percent above the prices recorded a year ago.
- Chicken prices are 2.4 percent below the prices observed a month ago.
- Soybean prices are 4.4 percent higher than the prices observed a year ago.



Week of 14-Nov-11

% change

Food item	Market	Price (RP/ kg)	1 week	1 month	3 months	1 year
Rice (medium quality)	National av	7,699	0.3%	2.6%	3.4%	12.2%
Wheat flour	National av	7,584	0.2%	-0.4%	-0.1%	1.0%
Chicken	National av	24,715	1.6%	-2.4%	-6.4%	-3.0%
Soybean (local)	National av	8,927	-0.4%	-0.1%	1.4%	4.4%

Data source: Ministry of Trade.

Policy+

- Indonesia is exploring the possibility to import 500,000 MT of rice from India. Indian rice mills are likely to offer 5 percent broken rice to Indonesia at US \$470-\$475 per tonne free on board, about \$100 cheaper than supplies from Thailand and Vietnam. The type of agreement (public or public-private) will be defined in the next few days (Business Recorder, 13 November 2011).

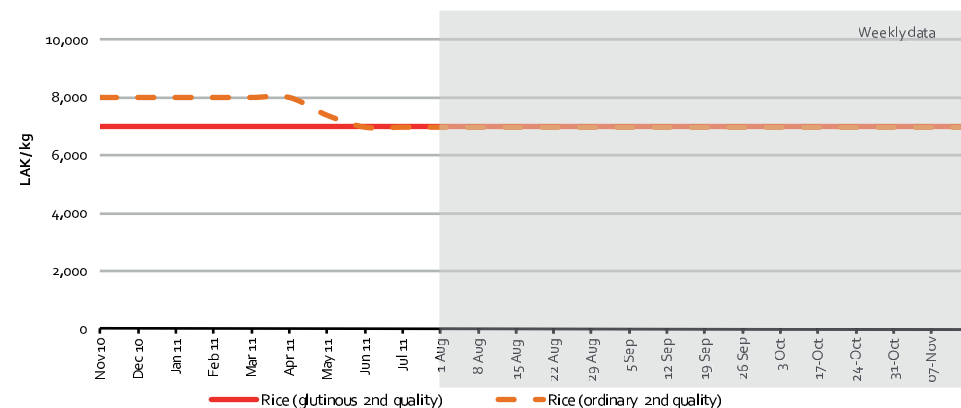


LAO PDR, Vientiane (07 November 2011)

Retail nominal prices

Country Highlights

- Prices of both second quality rice varieties (glutinous and ordinary) continued to be stable over the past week. Glutinous rice prices (second quality) are the same as those observed last year, while ordinary rice prices (second quality) are 12.5 percent below the prices recorded a year ago.



Week of 14-Nov-11

% change

Food item	Market	Price (LAK/kg)	1 week	1 month	3 months	1 year
Rice glutinous	Vientiane	7,000	0.0%	0.0%	0.0%	0.0%
Rice ordinary	Vientiane	7,000	0.0%	0.0%	0.0%	-12.5%
Chicken	Vientiane	40,000	0.0%	0.0%	0.0%	na

→ (+/-2%) stable ↑ increase ↓ decrease

Policy+

- The central government urged local authorities in Vientiane province to encourage local people to undertake commercial ventures, such as growing grass for cattle, raising pigs, and cultivating sago palms (National Portal of Lao, 14 November 2011).

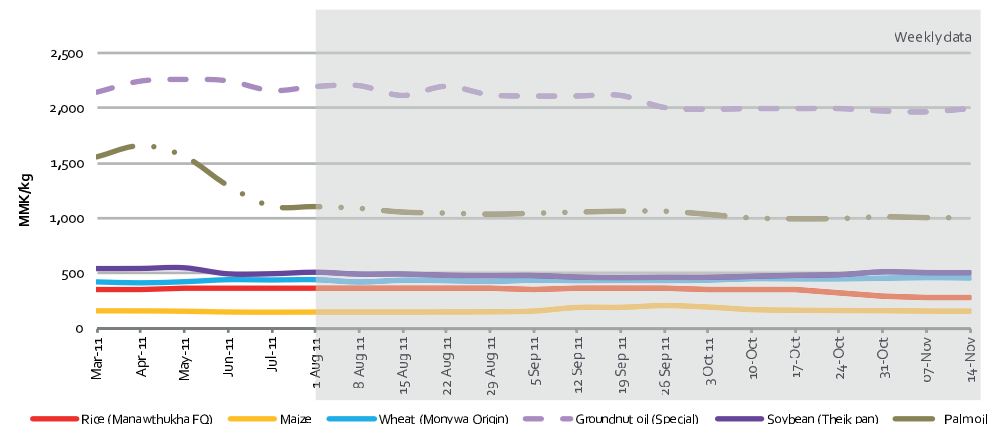


MYANMAR, Yangon and Mandalay (14 November 2011)

Wholesale nominal prices

Country Highlights

- Rice prices are 20 percent below the prices observed a month and 3 months ago.
- Maize prices remained stable over the past week. However, they are nearly 16 percent below the prices observed a month ago, and 2.7 percent below the prices observed 3 months ago.
- Soybean prices currently are 9 percent higher than those registered a month ago.
- Palm oil prices continue to drop gradually since April 2011.



Week of 14-Nov-11

% change

Food item	Market	Price (MMK/kg)	1 week	1 month	3 months	1 year
Rice (Manawthukha FQ)	Yangon	286	0.4%	-20.1%	-20.5%	na
Wheat (Monywa Origin)	Mandalay	462	-0.7%	4.4%	6.2%	na
Maize	Mandalay	158	-0.4%	-16.0%	-2.7%	na
Groundnut oil (Special)	Yangon	1,990	1.6%	-1.6%	-6.7%	na
Soybean (Theik pan)	Yangon	503	-0.1%	9.0%	6.4%	na
Palm oil	Mandalay	1,005	-0.1%	-3.5%	-3.9%	na

→ (+/-2%) stable ↑ increase ↓ decrease

Policy+

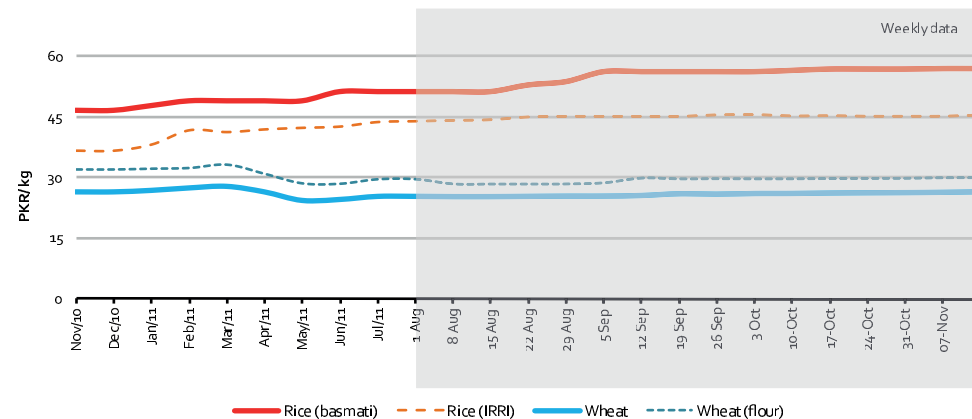
- According to a media report, a part of Myanmar's breadbasket (regions of Mandalay, Magway and Lower Sagaing, which comprise the dry zone) is deteriorating. Crops like maize, cotton, pulses, beans and sesame are threatened by soil breakdown and deforestation (IRIN, 14 November 2011).
- Recent changes in transportation regulations have tripled the transportation cost for fisheries from Ayeyarwady Region to Yangon (Myanmar Times, 14 November 2011).



PAKISTAN, Karachi (14 November 2011)
Retail nominal prices

Country Highlights

- The prices of main food staples remained largely stable over the past week in Karachi market.
- Rice prices for basmati and IRRI varieties were 30 and 28 percent respectively above prices a year ago.
- Currently, wheat flour prices are 4 and 5 percent below the prices observed 3 months ago and a year ago, respectively.



Week of 14-Nov-11

% change

Food item	Market	Price (PKR/kg)	1 week	1 month	3 months	1 year
Rice (basmati)	Karachi	57.0	0.0%	1.2%	4.1%	30.0%
Rice (IRRI)	Karachi	45.4	0.6%	0.2%	0.8%	28.0%
Wheat	Karachi	26.5	0.5%	1.9%	4.2%	1.0%
Wheat flour	Karachi	30.1	0.1%	0.9%	3.7%	-5.0%

→ (+/-2%) stable ↑ increase ↓ decrease

Policy+

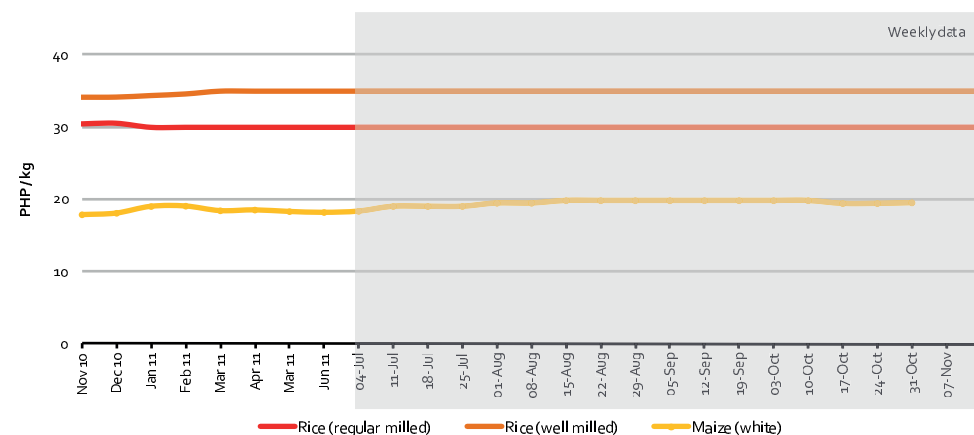
NA



PHILIPPINES, Metro Manila (14 November 2011)
Retail nominal prices

Country Highlights

- Rice prices remained stable over the past week. Prices for regular milled rice are 2.6 percent below the prices recorded a year ago.



Week of 14-Nov-11

% change

Food item	Market	Price (PHP/kg)	1 week	1 month	3 months	1 year
Rice (regular milled)	Metro Manila	30.0	0.0%	0.0%	0.0%	-2.6%
Rice (well milled)	Metro Manila	35.0	0.0%	0.0%	0.0%	2.0%
Maize (white)*	National av	19.5	0.5%	-1.5%	-1.1%	12.0%

→ (+/-2%) stable ↑ increase ↓ decrease

* Most recent data available from 31-Oct-2011

Policy+

- In compliance with the Food Fortification Law or RA 8976, the National Food Authority plans to exclusively sell Iron Fortified (I-rice) for 2012 in Zamboanga. I-rice is enriched rice made from a blend of premixed iron-fortified rice grains with ordinary rice (Manila Bulletin, 13 November 2011).

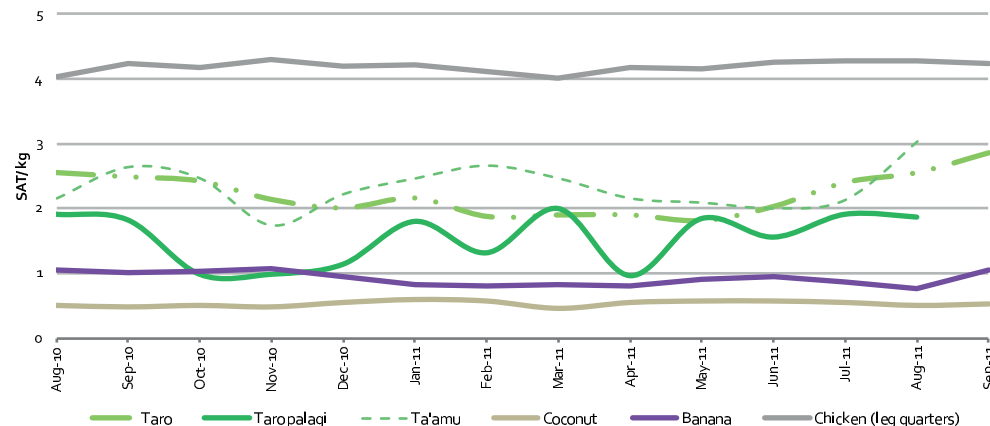


SAMOA, Fugalei (September 2011)

Retail nominal prices

Country Highlights

- Taro prices increased 12.1 percent from a month ago and were 41.3 percent above the prices observed 3 months ago. Taro prices were 15 percent above the prices observed a year ago, but 15 percent below the prices observed 3 years ago.
- Coconut prices increased by 4.3 percent from the previous month and are 9 percent above the prices observed last year and 4 percent below prices observed 3 years ago.



Month of Sep-11

% change

Food item	Market	Price (SAT/kg)	1 month	3 months	1 year	3 years
Taro	Fugalei	2.9	12.1%	41.3%	15.0%	-15.0%
Taro palagi*	Fugalei	1.9	-2.3%	1.2%	-2.3%	54.5%
Ta'amu*	Fugalei	3.0	42.3%	45.3%	40.8%	-33.7%
Coconut	Fugalei	0.5	4.3%	-7.7%	9.1%	-4.0%
Banana*	Fugalei	0.8	-10.3%	-14.6%	-27.1%	-36.4%
Chicken (leg quarters): National Av		4.2	-1.0%	-0.5%	0.0%	-21.3%

→ (+/-2%) stable ↑ increase ↓ decrease

* Most recent data available from August 2011

Policy+

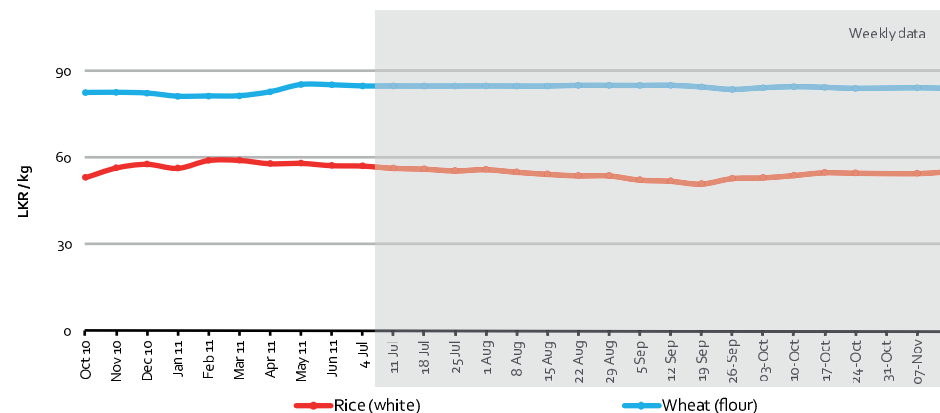
NA



SRI-LANKA, Colombo (14 November 2011)
Retail nominal prices

Country Highlights

- Rice prices currently are 5 percent above the prices observed a year ago.
- Current wheat flour prices have remained largely stable over the past three months and are 14 percent above the prices observed a year ago.



Week of 14-Nov-11

Food item	Market	Price (LKR/ kg)	% change			
			1 week	1 month	3 months	1 year
Rice (white)	Colombo	55.3	1.1%	4.7%	4.2%	5%
Wheat flour	Colombo	84.1	-0.3%	-0.3%	-1.3%	14%

→ (+/-2%) stable ↑ increase ↓ decrease

Policy+

NA

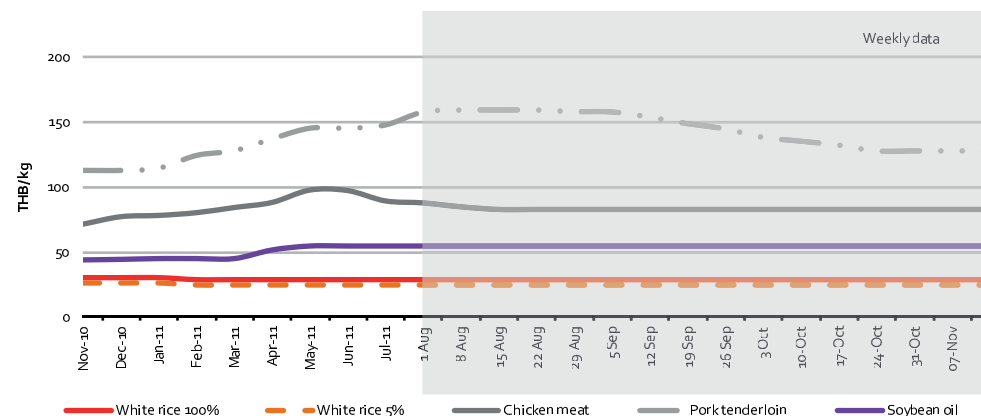


THAILAND, Bangkok (14 November 2011)

Retail nominal prices

Country Highlights

- Retail prices for staple commodities in Bangkok remained stable over the past week.
- Pork prices have continued to fall since early August, and currently are 19 percent below the prices observed 3 months ago.



Week of 14-Nov-11

% change

Food item	Market	Price (THB/kg)	1 week	1 month	3 months	1 year
White rice 100%	Bangkok	28.67	0.0%	0.0%	0.0%	na
White rice 5%	Bangkok	24.67	0.0%	0.0%	0.0%	na
Chicken	Bangkok	82.5	0.0%	0.0%	0.0%	na
Pork tenderloin	Bangkok	127.5	0.0%	-9.9%	-18.8%	na
Soybean oil (Baht/ltr)	Bangkok	55.0	0.0%	0.0%	0.0%	na

→ (+/-2%) stable ↑ increase ↓ decrease

Policy+

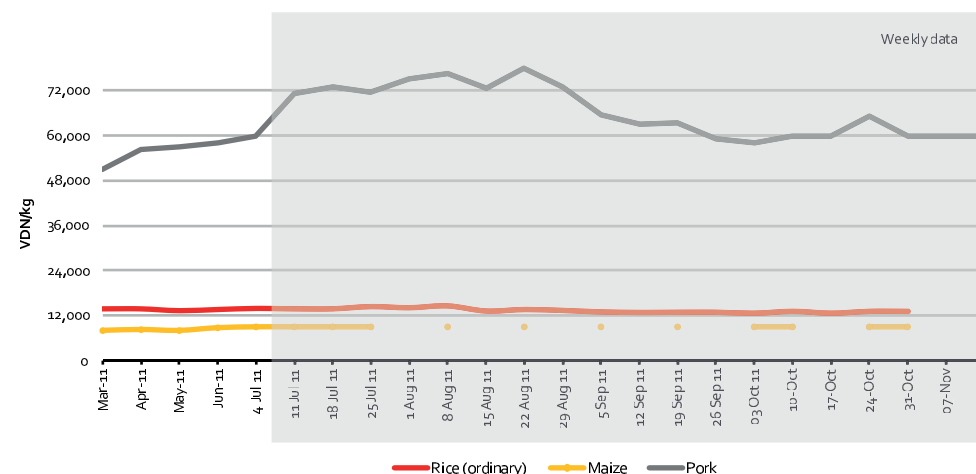
- The Ministry of Agriculture allocated THB 1727.51 million (US \$56 million) for paddy seed distribution to farmers affected by floods in two phases from November 2011 until July 2012. Recipients will be entitled to 10 kg of seed per rai (0.16 ha) damaged, with a maximum of 10 rai (1.6 ha) per farmer. According to the latest estimates, 6 MMT of paddy have been destroyed by floods (Ministry of Agriculture and Cooperatives, November 2011).



VIET NAM, Hanoi (14 November 2011)
Retail nominal prices

Country Highlights

- Rice prices increased nearly 4 percent from the previous week and were 8 percent above the prices recorded a month ago.
- Pork prices remained stable over the past week, and were 14 percent below the prices observed 3 months ago.



Week of 14-Nov-11

% change

Food item	Market	Price (VND/kg)	1 week	1 month	3 months	1 year
Rice ordinary	Hanoi	13,750	3.8%	7.8%	5.2%	na
Maize	Hanoi	9,000	0.0%	0.0%	0.0%	na
Pork	Hanoi	60,000	0.0%	-0.2%	-14.1%	na

→ (+/-2%) stable ↑ increase ↓ decrease

Policy+
NA

Disclaimer and Acknowledgements

The Asia Pacific Weekly Price Monitor is prepared by the FAO Regional Office for Asia and the Pacific with information from official and unofficial sources. Conditions can change rapidly and information may not always represent the current food price situation as of the present date . None of the country reports should be regarded in any way as statements of governmental views. The designations employed and the presentation of material in this news bulletin do not imply the expression of any opinion whatsoever on the part of the Food and Agriculture Organization of the United Nations concerning the legal status of any country, territory, city or area or of its authorities, or concerning the delimitation of its frontiers or boundaries. This report has been produced with financial assistance from the European Union. The contents of this publication are the sole responsibility of the authors and can in no way be taken to reflect the views of the European Union.

The support of FAO Country Offices, FAO's Food and Agriculture Policy Decision Analysis (FAPDA) and the European Union through the EC-FAO Food Security Programme “Linking information and decision-making to improve food security in selected countries of the Greater Mekong Subregion” are gratefully acknowledged for their contributions.

To subscribe, please e-mail mailserv@mailserv.fao.org, leave the subject blank and type subscribe Food-Asia-L

Graphic design by Chaval Sinthusing.