



Asia Pacific Weekly Price Monitor

Regional Office for Asia and the Pacific

14 December 2012



Policy

National

In **India**, following recommendations by the Commission for Agricultural Costs and Prices for the Rabi marketing season 2013/14, the government agreed to release wheat stocks from time to time through Targeted Public Distribution System (TPDS) and/or Open Market Sale Scheme (OMSS), with the aim of stabilizing prices.

Prices

Over the past week, staple food commodity prices remained relatively stable in all reporting countries.

Weather conditions

In the **Philippines**, the tropical storm Bopha, locally known as Pablo, weakened into a tropical depression. The total estimated damages in agriculture, livestock and fisheries were PHP 9.7 billion (USD 235.6 million) (National Disaster Risk Reduction and Management Council, 14 December 2012).

Technical note: Price changes are calculated from W_x , where W =week and x indicates the most recent week. The **one week** change is calculated as $[(W_x/W_{x-1})-1]$; the **one month** change is calculated as $[(W_x/\text{average}(W_{x-1}, W_{x-2}, W_{x-3}, W_{x-4}))-1]$; the **three months** change is calculated as $[(W_x/\text{average}(W_{x-9}, W_{x-10}, W_{x-11}, W_{x-12}))-1]$; and the **one year** change is calculated as $[(W_x/\text{average}(W_{x-49}, W_{x-50}, W_{x-51}, W_{x-52}))-1]$. The criteria to flag unusual price movements is the following: **on a weekly basis**, nominal price variations below plus or minus 5 percent are considered "stable." **On a monthly basis**, nominal price variations below plus or minus 10 percent are considered "stable." **On an annual basis**, nominal price variations below plus or minus 25 percent are considered "stable."



Price and policy information at country level

14 December 2012



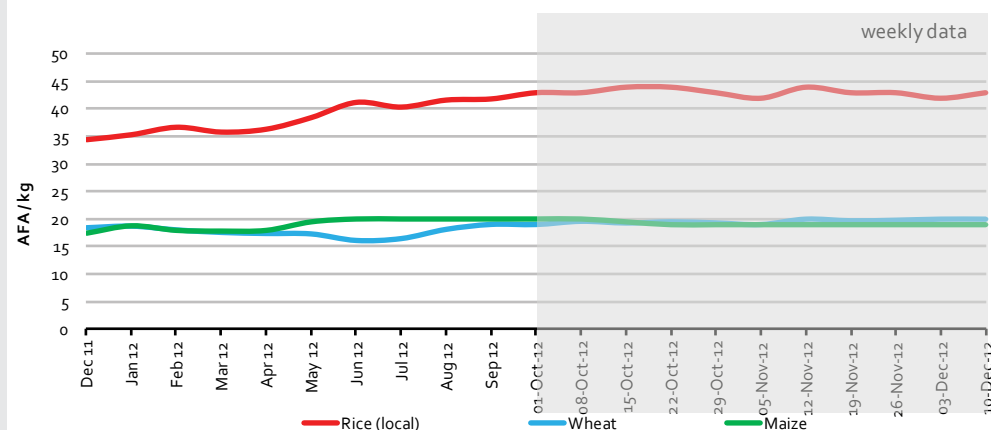


AFGHANISTAN, Kabul (10 December 2012)

Retail nominal prices

Country Highlights

Staple food prices in Kabul market have remained relatively stable over the past week and in comparison to those prices observed a month, three months and a year ago.



Week of 10-Dec-12

% change

Food item	Market	Price (AFA/kg)	1 week	1 month	3 months	1 year
Rice local	Kabul	43.0	2.4%	0.0%	0.9%	24.0%
Wheat	Kabul	20.0	0.0%	0.6%	4.2%	7.9%
Maize	Kabul	19.0	0.0%	0.0%	-5.0%	7.5%
Chicken	Kabul	120.0	0.0%	-1.0%	-4.0%	-1.4%
Cooking oil (AFA/Lt)	Kabul	86.5	-0.6%	-1.4%	-1.4%	1.8%

↑ increase ↓ decrease → stable (+/- 5% in a weekly basis), (+/- 10 % in a monthly basis), and (+/- 25% in an annual basis)

Policy+

NA

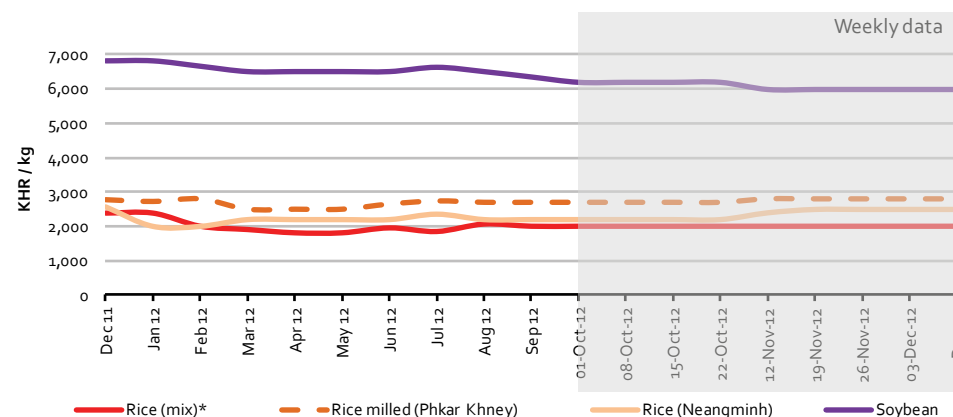


CAMBODIA, Phnom Penh (10 December 2012)
Wholesale nominal prices

Country Highlights

Staple food prices in Phnom Penh markets have remained relatively stable over the past week.

- Rice prices (Neangminh, *high quality*) were 14 percent above the prices observed three months earlier.



Week of 10-Dec-12

% change

Food item	Market	Price (KHR/kg)	1 week	1 month	3 months	1 year
Rice (mix)	Phnom Pehn	2,000	0.0%	0.0%	0.0%	-16.7%
Rice (Phkar Khney)	Phnom Pehn	2,800	0.0%	0.0%	3.7%	1.2%
Rice (Neangminh)	Phnom Pehn	2,500	0.0%	1.0%	13.6%	-2.6%
Chicken	Phnom Pehn	20,000	0.0%	0.0%	-2.4%	-9.1%
Soybean oil	Phnom Pehn	6,000	0.0%	0.0%	-3.2%	-11.8%

↑ increase ↓ decrease → stable (+/- 5% in a weekly basis), (+/- 10 % in a monthly basis), and (+/- 25% in an annual basis)

Policy+

NA

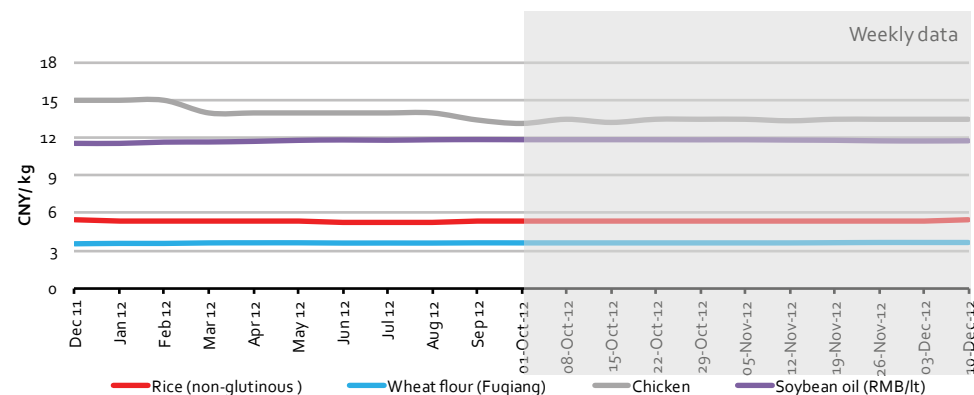


CHINA, Beijing (10 December 2012)

Retail and wholesale nominal prices

Country Highlights

Staple food prices in Beijing market have remained relatively stable over the past year.



Week of 10-Dec-12

% change

Food item	Market	Price (RMB/kg)	1 week	1 month	3 months	1 year
Non-Glutinous Rice	Beijing	5.4	0.4%	0.5%	0.8%	-0.6%
Fuqiang Wheat Flour	Beijing	3.7	0.0%	0.4%	1.0%	3.2%
Chicken (w)	Beijing	13.5	0.0%	0.2%	1.4%	-10.0%
Soybean oil RMB/lt	Beijing	11.7	0.1%	-0.1%	-0.5%	1.2%

↑ increase ↓ decrease → stable (+/- 5% in a weekly basis), (+/- 10% in a monthly basis), and (+/- 25% in an annual basis)

Policy+

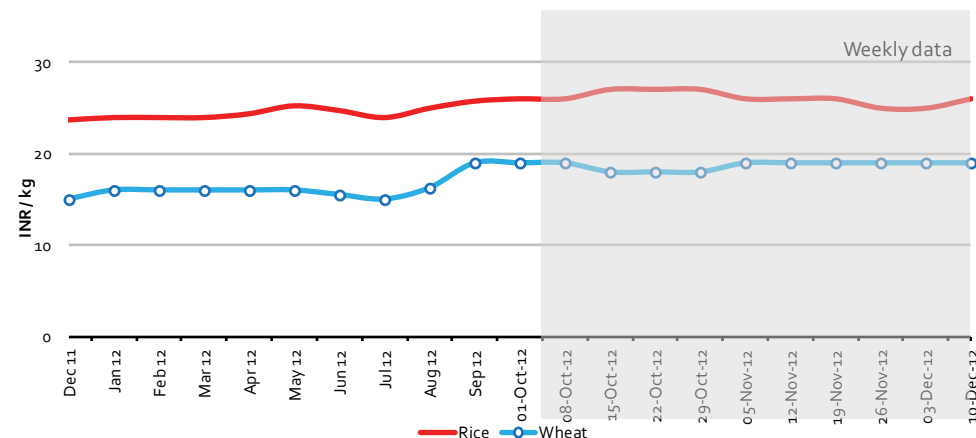
NA



INDIA, Delhi (10 December 2012)
Retail nominal prices

Country Highlights

Staple food prices in Delhi market have remained relatively stable over the past week.



Week of 10-Dec-12

% change

Food item	Market	Price (INR/kg)	1 week	1 month	3 months	1 year
Rice	New Delhi	26.0	4.0%	2.0%	0.0%	9.5%
Wheat	New Delhi	19.0	0.0%	0.0%	0.0%	24.6%

↑increase ↓decrease → stable (+/- 5% in a weekly basis), (+/- 10 % in a monthly basis), and (+/- 25% in an annual basis)

Policy+

- The Rabi (winter) sowing area for all crops exceeded the area sown during the same period a year earlier. Wheat has been sown in 18.7 million hectare as compared to 18.2 million hectare in Rabi 2011. Total sown area for all crops (wheat, rice, coarse cereals, pulses and oil seeds) stands at 42.1 million hectare against 42 million hectare last year (Press Information Bureau, 7 December 2012).

- Following recommendations by the Commission for Agricultural Costs and Prices for the Rabi marketing season 2013/14, the government agreed to release wheat stocks from time to time thru the Targeted Public Distribution System (TPDS) and/or Open Market Sale Scheme (OMSS), with the aim of stabilizing prices (Press Information Bureau, 10 December 2012).

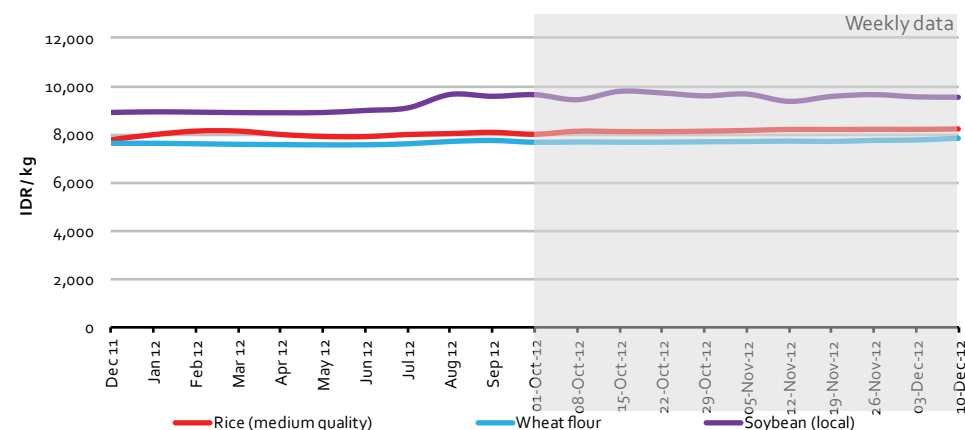


INDONESIA, National Average (10 December 2012)

Retail nominal prices

Country Highlights

Staple food prices in Indonesia have remained relatively stable since mid-2011.



Week of 10-Dec-12

% change

Food item	Market	Price (IDR/kg)	1 week	1 month	3 months	1 year
Rice (medium quality)	National av	8,217	0.2%	0.2%	1.7%	5.2%
Wheat flour	National av	7,828	0.9%	1.3%	1.7%	2.4%
Chicken	National av	24,524	2.9%	2.1%	-2.8%	0.4%
Soybean (local)	National av	9,540	-0.2%	0.0%	-0.4%	7.3%

↑increase ↓decrease → stable (+/- 5% in a weekly basis), (+/- 10 % in a monthly basis), and (+/- 25% in an annual basis)

Policy+

NA

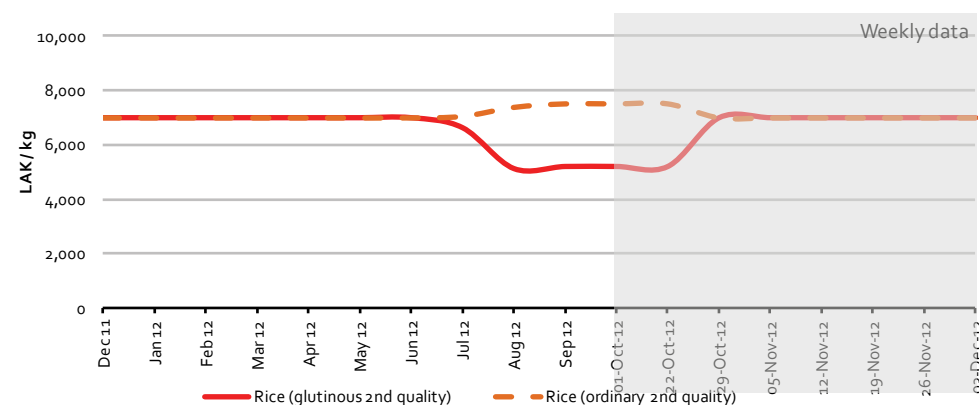


LAO PDR, Vientiane (3 December 2012)
Retail nominal prices

Country Highlights

Staple food prices in Vientiane markets were relatively stable during the last week of November.

- Glutinous rice prices were 35 percent above the levels observed three months ago. However, prices are back to the levels (LAK 7,000 per kilo) observed during the first semester of 2012.
- Beef prices were 17 and 37 percent above those prices observed three months and a year ago, respectively.



Week of 3-Dec-12

% change

Food item	Market	Price (LAK/kg)	1 week	1 month	3 months	1 year
Rice glutinous	Vientiane	7,000	0.0%	0.0%	34.6%	0.0%
Rice ordinary	Vientiane	7,000	0.0%	0.0%	-6.7%	0.0%
Beef (2nd quality)	Vientiane	52,000	0.0%	0.0%	13.5%	36.8%
Pork (2nd quality)	Vientiane	32,000	0.0%	0.0%	7.7%	-5.9%
Chicken	Vientiane	37,500	0.0%	0.0%	-9.2%	-16.7%

↑increase ↓decrease → stable (+/-5% in a weekly basis), (+/-10 % in a monthly basis), and (+/-25% in an annual basis)

Policy+

NA

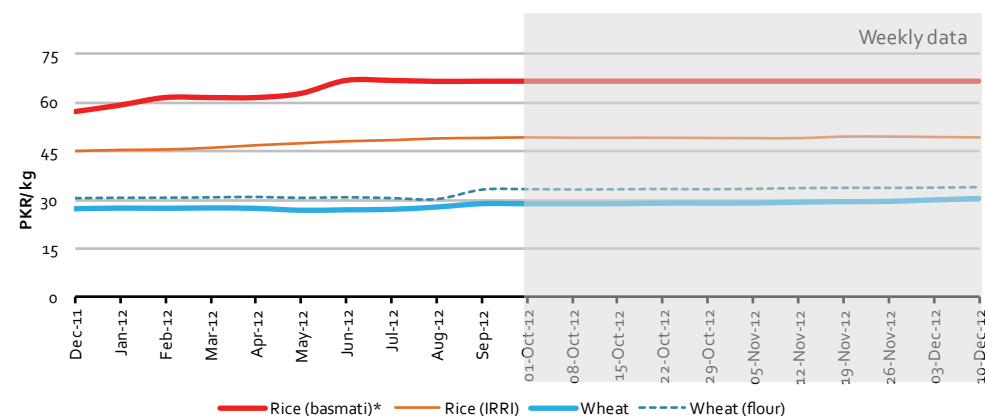


PAKISTAN, Karachi (10 December 2012)

Retail nominal prices

Country Highlights

Staple food prices in Karachi market remained stable over the past week.



Week of 10-Dec-12

% change

Food item	Market	Price (PKR/kg)	1 week	1 month	3 months	1 year
Rice (basmati)	Karachi	66.5	0.0%	0.0%	0.0%	16.3%
Rice (IRRI)	Karachi	49.2	-0.2%	-0.2%	0.2%	9.3%
Wheat	Karachi	30.3	1.4%	2.7%	5.3%	10.6%
Wheat flour	Karachi	34.2	0.5%	0.7%	2.1%	11.3%

↑increase ↓decrease → stable (+/-5% in a weekly basis), (+/-10% in a monthly basis), and (+/-25% in an annual basis)

Policy+

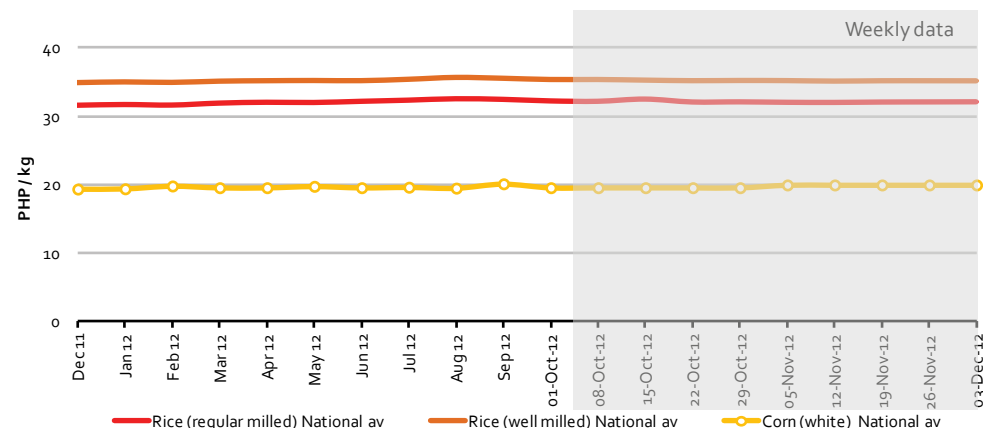
NA



PHILIPPINES, National average and Metro Manila (10 December 2012)
Retail nominal prices

Country Highlights

Staple food prices in the Philippines have remained largely stable since early 2011.



Week of 10-Dec-12

% change

Food item	Market	Price (PHP/kg)	1 week	1 month	3 months	1 year
Rice (regular milled)*	National av	32.1	0.1%	0.2%	-0.9%	1.7%
Rice (well milled)*	National av	35.2	0.0%	0.0%	-0.8%	0.7%
Corn (white)*	National av	20.0	0.0%	0.0%	-1.1%	3.1%
Rice (regular milled)	Metro Manila	30.0	0.0%	0.0%	0.0%	0.0%
Rice (well milled)	Metro Manila	35.0	0.0%	0.0%	0.0%	0.0%

↑increase ↓decrease → stable (+/-5% in a weekly basis), (+/-10 % in a monthly basis), and (+/-25% in an annual basis)

*Most recent price data available from 03- Dec-2012

Policy+

As a result of the typhoon Pablo, the Government is helping banana growers to meet the overseas contracts by sourcing bananas from unaffected plantations. Damages to the banana industry in the Davao region are estimated at PHP 5.6 billion (USD 135.9 million). Reconstruction materials for fish farmers were also distributed (The Official Gazette, 10 December 2012).

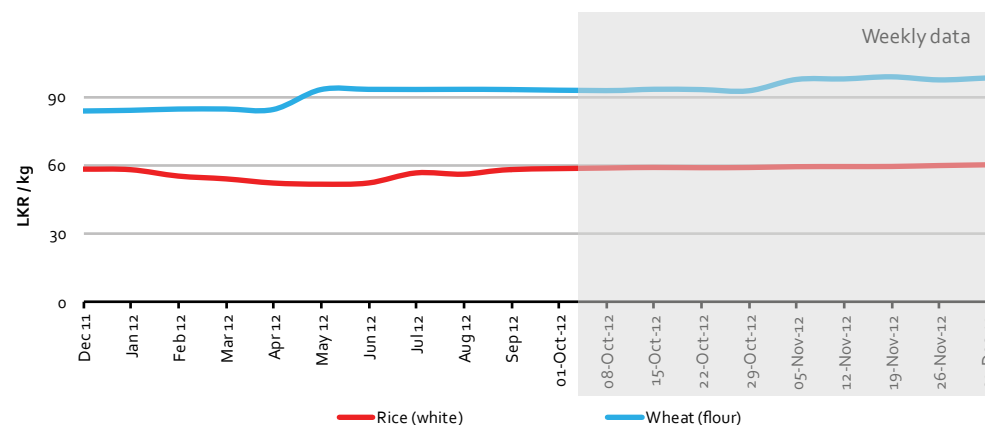


SRI-LANKA, Colombo (3 December 2012)

Retail nominal prices

Country Highlights

Staple food prices in Colombo markets were relatively stable in early-December.



Week of 3-Dec-12

% change

Food item	Market	Price (LKR/kg)	1 week	1 month	3 months	1 year
Rice (white)	Colombo	60.5	0.5%	1.1%	3.1%	3.3%
Wheat flour	Colombo	98.3	0.8%	0.3%	5.5%	17.1%

↑increase ↓decrease → stable (+/-5%in a weekly basis),(+/-10 %in a monthly basis), and (+/-25%in an annual basis)

Policy+

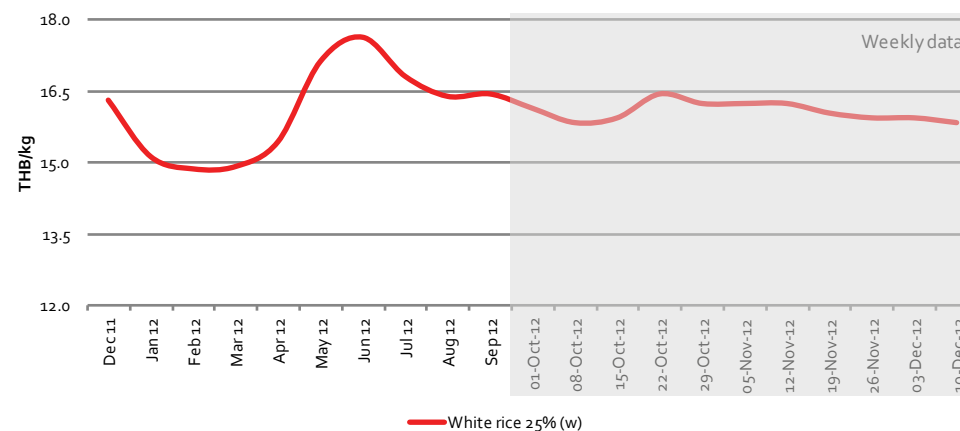
NA



THAILAND, Bangkok (10 December 2012)
Nominal prices

Country Highlights

Overall, staple food prices in Bangkok have remained largely stable over the past week.



Week of 10-Dec-12

% change

Food item	Market	Price (THB/kg)	1 week	1 month	3 months	1 year
White rice 25% (w)	Bangkok	15.9	-0.6%	-1.2%	-1.4%	-1.1%
Chicken	Bangkok	63.5	0.0%	0.0%	7.6%	-23.0%
Pork tenderloin	Bangkok	117.5	0.0%	-3.1%	-3.6%	-13.8%
Soybean oil (Baht/ltr)	Bangkok	55.0	0.0%	0.0%	0.0%	0.0%

↑increase ↓decrease → stable (+/- 5% in a weekly basis), (+/- 10 % in a monthly basis), and (+/- 25% in an annual basis)

Retail nominal prices, except for (w), which means wholesale nominal prices.

Data source: Ministry of Trade.

Policy+

NA

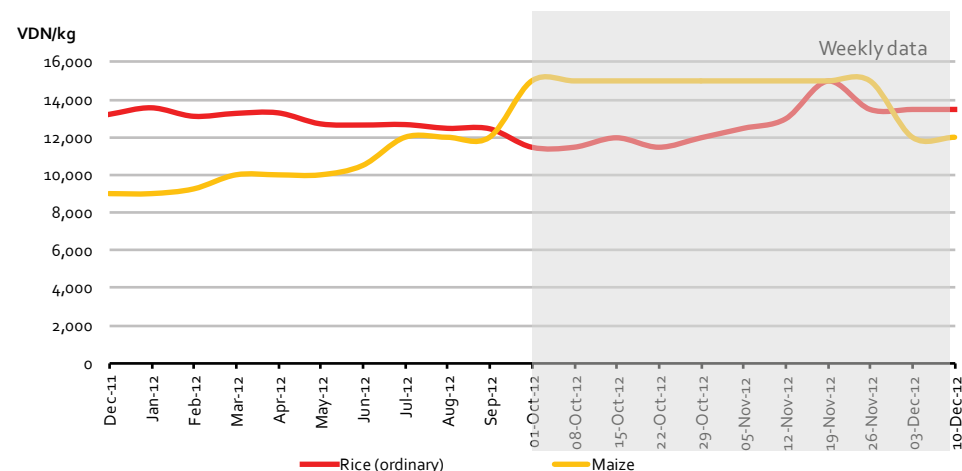


VIET NAM, Hanoi (10 December 2012)
Retail nominal prices

Country Highlights

Staple food prices in Hanoi markets were relatively stable during the second week of December.

- Rice and pork prices were 14 and 27 percent higher than the levels observed three months ago, respectively.
- Maize prices were 16 percent above the prices observed a month ago, but 33 percent higher than those registered a year ago.



Week of 10-Dec-12

% change

Food item	Market	Price (VND/kg)	1 week	1 month	3 months	1 year
Rice ordinary	Hanoi	13,500	0.0%	-1.8%	13.9%	1.7%
Maize	Hanoi	12,000	0.0%	-15.8%	-14.3%	33.3%
Pork	Hanoi	61,000	1.7%	4.7%	27.1%	1.2%

↑increase ↓decrease → stable (+/- 5% in a weekly basis), (+/- 10 % in a monthly basis), and (+/- 25% in an annual basis)

Policy+

NA

Disclaimer and Acknowledgements

The Asia Pacific Weekly Price Monitor is prepared with information from official and non-official sources by the Economic, Social and Policy Assistance Group (ESP).

Conditions can change rapidly and information may not always represent the current food price situation as of the present date. As policy information is based on official and non-official sources, not all of them should be taken as official government position. The designations employed and the presentation of material in this report do not imply the expression of any opinion whatsoever on the part of the Food and Agriculture Organization of the United Nations concerning the legal status of any country, territory, city or area or of its authorities, or concerning the delimitation of its frontiers or boundaries. The support of FAO Country Offices and FAO's Food and Agriculture Policy Decision Analysis (FAPDA) are gratefully acknowledged for their contributions.

To subscribe, please (1) e-mail Listserv@listserv.fao.org, (2) leave the subject blank, and (3) type subscribe "Food-Asia-L"
For further enquiries, please contact AP-Weekly-Price-Monitor@fao.org

I sincerely hope this weekly report is useful and meets your expectations.

*Yours sincerely,
Hiroyuki Konuma
Assistant Director-General and
Regional Representative for Asia and the Pacific*