



Asia Pacific Weekly Price Monitor

Regional Office for Asia and the Pacific

25 January 2013



Policy

National

- The **Chinese Government** allocated CYN 122.2 billion (USD 19.5 billion) as subsidies for agriculture inputs during the spring grain cultivation. An amount of CNY 31.5 billion (USD 5 billion) was set aside for the grain risk fund for 2013 (Ministry of Agriculture, 22 January 2013).
- In order to increase the availability of pulses, the Central Government in **India** resumed pulse imports (and subsidies) via State Governments under Public Distribution System (Press Information Bureau, 22 January 2013).

Prices

Over the past week staple food commodity prices remained relatively stable in all reporting countries, except for:

- In **Bangladesh**, chicken broiler prices dropped by 5 percent and soybean oil prices increased by 6 percent.
- Rice prices in **Cambodia** (Neangmingh, high quality) dropped by 8 percent.
- Pork prices in **Thailand** increased by 8 percent.
- In **Viet Nam**, rice prices increased by 27 percent going back to the levels observed towards the end of 2012.

Technical note: Price changes are calculated from W_x , where W =week and x indicates the most recent week. The **one week** change is calculated as $[(W_x/W_{x-1})-1]$; the **one month** change is calculated as $[(W_x/\text{average}(W_{x-1}, W_{x-2}, W_{x-3}, W_{x-4}))-1]$; the **three months** change is calculated as $[(W_x/\text{average}(W_{x-9}, W_{x-10}, W_{x-11}, W_{x-12}))-1]$; and the **one year** change is calculated as $[(W_x/\text{average}(W_{x-49}, W_{x-50}, W_{x-51}, W_{x-52}))]$. The criteria to flag unusual price movements are the following: **on a weekly basis**, nominal price variations below plus or minus 5 percent are considered "stable." **On a monthly basis**, nominal price variations below plus or minus 10 percent are considered "stable." **On an annual basis**, nominal price variations below plus or minus 25 percent are considered "stable."



Price and policy information at country level

25 January 2013





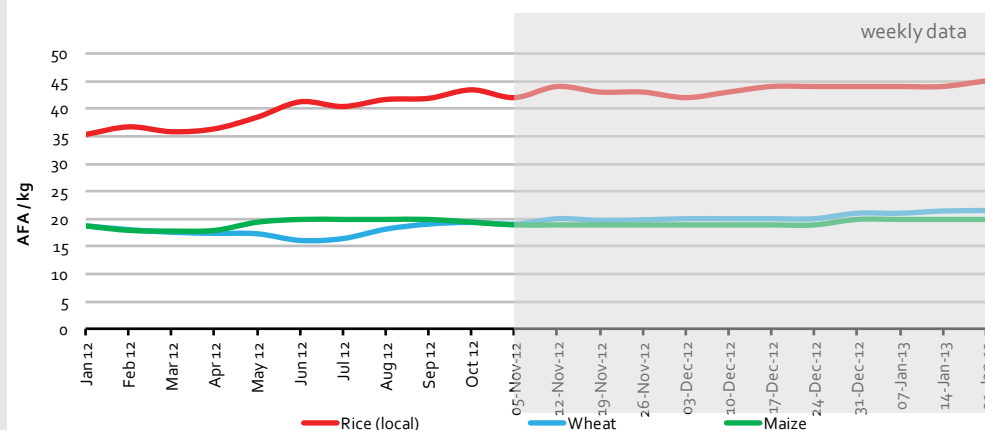
AFGHANISTAN, Kabul (21 January 2013)

Retail nominal prices

Country Highlights

Staple food prices in Kabul market have remained relatively stable over the previous week.

- Wheat prices were 10 percent higher than the prices observed three months ago.



Week of 21-Jan-13

% change

Food item	Market	Price (AFA/kg)	1 week	1 month	3 months	1 year
Rice local	Kabul	45.0	2.3%	2.3%	4.7%	24.1%
Wheat	Kabul	21.5	0.5%	3.1%	10.3%	17.8%
Maize	Kabul	20.0	0.0%	1.3%	5.3%	8.8%
Chicken	Kabul	125.0	0.0%	2.0%	2.0%	-12.3%
Cooking oil (AFA/Lt)	Kabul	88.0	0.0%	0.0%	0.3%	3.5%

↑ increase ↓ decrease → stable (+/-5% in a weekly basis), (+/-10 % in a monthly basis), and (+/-25% in an annual basis)

Policy+

NA



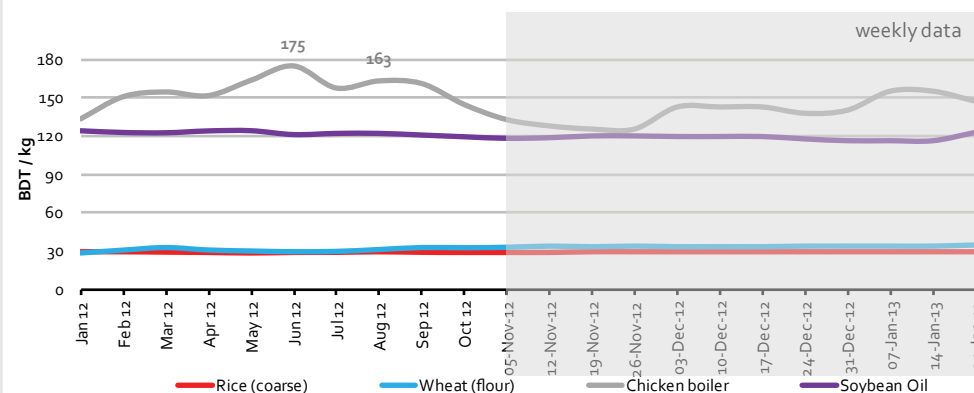
BANGLADESH, Dhaka (21 January 2013)

Retail nominal prices

Country Highlights

Staple food prices in Dhaka market remained relatively stable over the previous week, except for:

- Chicken broiler prices dropped by 5 percent over the past week.
- Soybean oil prices increased by 6 percent over the past week.



Week of 21-Jan-13

% change

Food item	Market	Price (BDT/kg)	1 week	1 month	3 months	1 year
Coarse rice	Dhaka	29.0	0.0%	0.0%	1.3%	0.0%
Wheat flour	Dhaka	35.0	2.9%	2.9%	4.9%	21.2%
Chicken broiler	Dhaka	147.0	-5.2%	0.1%	9.9%	3.2%
Soybean oil (BDT/ltr)	Dhaka	123.0	6.0%	5.7%	3.7%	0.1%

↑increase ↓decrease → stable (+/-5%in a weekly basis),(+/- 10 %in a monthly basis), and (+/-25%in an annual basis)

Policy+

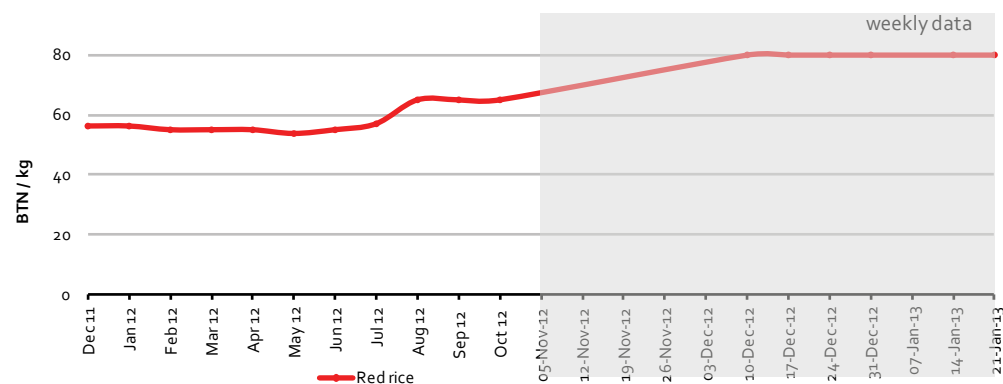
NA



BHUTAN, National Average (21 January 2013)
Retail nominal prices

Country Highlights

Red rice prices in Bhutan markets remained relatively stable over the past week but were 43 percent above the prices registered a year earlier.



Week of 21-Jan-13

Food item	Market	Price (BTN/ kg)	% change			
			1 week	1 month	3 months	1 year
Red Rice	National av	80.0	0.0%	0.0%	NA	43.3%

↑ increase ↓ decrease → stable (+/- 5% in a weekly basis), (+/- 10 % in a monthly basis), and (+/- 25% in an annual basis)

Policy+
NA

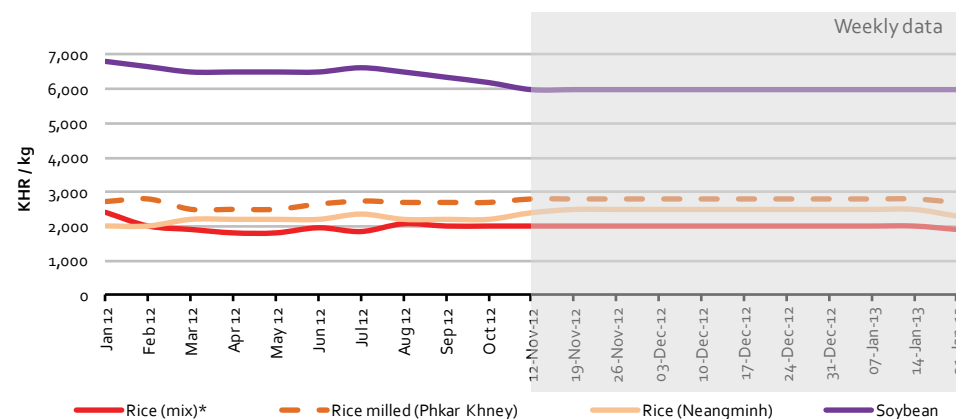


CAMBODIA, Phnom Penh (21 January 2013)
Wholesale nominal prices

Country Highlights

Staple food prices in Phnom Penh markets have remained relatively stable over the past week except for:

- Rice prices (Neangmingh, high quality) dropped by 8 percent during the previous week.



Week of 21-Jan-13

% change

Food item	Market	Price (KHR/kg)	1 week	1 month	3 months	1 year
Rice (mix)	Phnom Pehn	1,900	-5.0%	-5.0%	-5.0%	-15.6%
Rice (Phkar Khney)	Phnom Pehn	2,700	-3.6%	-3.6%	-3.6%	-2.7%
Rice (Neangmingh)	Phnom Pehn	2,300	-8.0%	-8.0%	-6.1%	15.0%
Chicken	Phnom Pehn	22,000	4.8%	4.8%	10.0%	-7.4%
Soybean oil	Phnom Pehn	6,000	0.0%	0.0%	0.0%	-11.8%

↑ increase ↓ decrease → stable (+/- 5% in a weekly basis), (+/- 10 % in a monthly basis), and (+/- 25% in an annual basis)

Policy+

NA

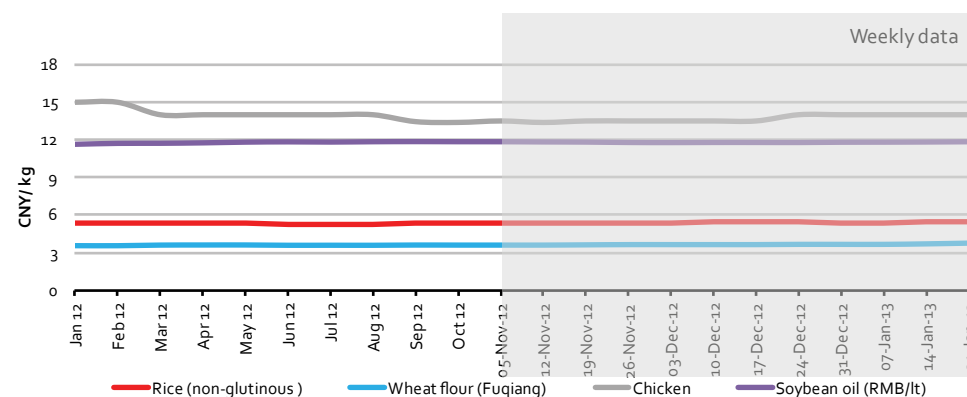


CHINA, Beijing (21 January 2013)

Retail and wholesale nominal prices

Country Highlights

Staple food prices in Beijing market remained relatively stable since 2012.



Week of 21-Jan-13

% change

Food item	Market	Price (RMB/kg)	1 week	1 month	3 months	1 year
Non-Glutinous Rice	Beijing	5.4	0.4%	0.2%	0.4%	0.7%
Fuqiang Wheat Flour	Beijing	3.7	1.1%	1.1%	2.6%	4.6%
Chicken (w)	Beijing	14.0	0.0%	0.0%	3.9%	-6.7%
Soybean oil RMB/lt	Beijing	11.8	0.1%	0.2%	-0.1%	1.4%

↑increase ↓decrease → stable (+/-5%in a weekly basis), (+/-10 %in a monthly basis), and (+/-25%in an annual basis)

Policy+

- The Agricultural Development Bank of China (ADBC) increased the allocation of credit to CNY 260.46 billion (USD 41.3 billion) to fund 1,788 rural infrastructure projects throughout 2012 (Ministry of Agriculture, 21 January 2013).
- The Chinese Government allocated CYN 122.2 billion (USD 19.5 billion) to subsidies for agriculture inputs during the spring grain cultivation. An amount of CNY 31.5 billion (USD 5 billion) was set aside for the grain risk fund for 2013 (Ministry of Agriculture, 22 January 2013).

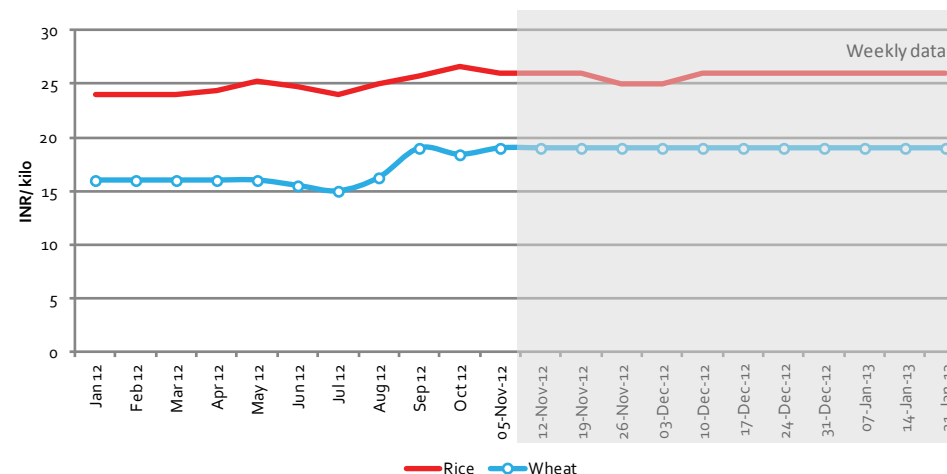


INDIA, Delhi (21 January 2013)

Retail nominal prices

Country Highlights

Staple food prices in Indonesia markets have remained relatively stable over the past week.



Week of 21-Jan-13

% change

Food item	Market	Price (INR/kg)	1 week	1 month	3 months	1 year
Rice	New Delhi	26.0	0.0%	0.0%	-1.0%	8.3%
Wheat	New Delhi	19.0	0.0%	0.0%	1.3%	18.8%

↑increase ↓decrease → stable (+/-5%in a weekly basis),(+/- 10 %in a monthly basis), and (+/-25%in an annual basis)

Policy+

In order to increase the availability of pulses, the Central Government resumed pulse imports (and subsidies) via State Governments under the Public Distribution System (Press Information Bureau, 22 January 2013).

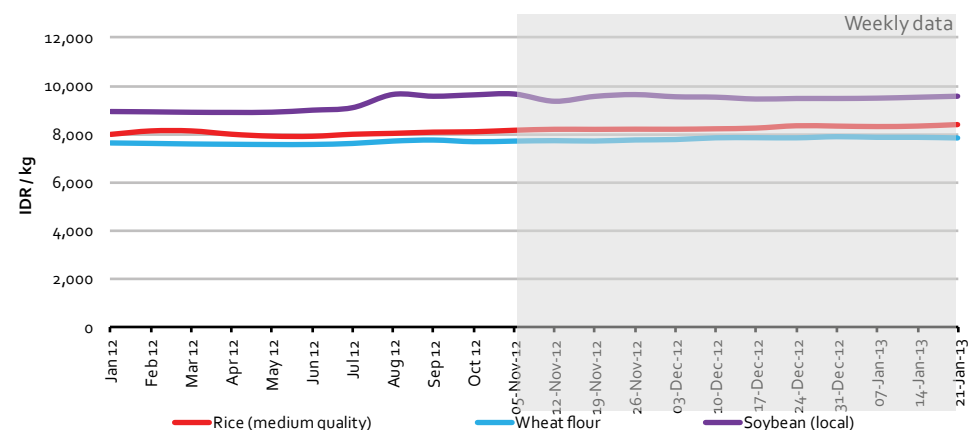


INDONESIA, National Average (21 January 2013)
Retail nominal prices

Country Highlights

Staple food prices in Delhi market have remained relatively stable over the past week.

- Chicken prices were 14 percent above the prices observed three months ago.



Week of 21-Jan-13

% change

Food item	Market	Price (IDR/kg)	1 week	1 month	3 months	1 year
Rice (medium quality)	National av	8,393	0.8%	0.8%	2.8%	3.9%
Wheat flour	National av	7,822	-0.3%	-0.3%	1.6%	3.0%
Chicken	National av	27,751	-0.5%	0.9%	13.9%	3.6%
Soybean (local)	National av	9,581	0.5%	0.8%	0.3%	7.1%

↑increase ↓decrease → stable (+/- 5% in a weekly basis), (+/- 10 % in a monthly basis), and (+/- 25% in an annual basis)

Policy+

NA

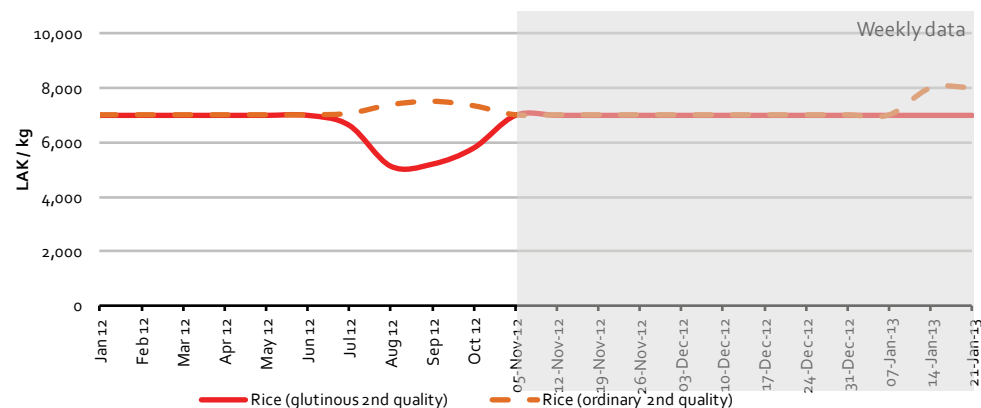


LAO PDR, Vientiane (21 January 2013)
Retail nominal prices

Country Highlights

Staple food prices in Vientiane markets were relatively stable during previous week, except for:

- Ordinary rice prices were 10 and 14 percent above the prices registered one month and three months ago, respectively.



Week of 21-Jan-13

% change

Food item	Market	Price (LAK/kg)	1 week	1 month	3 months	1 year
Rice glutinous	Vientiane	7,000	0.0%	0.0%	0.0%	0.0%
Rice ordinary	Vientiane	8,000	0.0%	10.3%	14.3%	14.3%
Beef (2nd quality)	Vientiane	55,000	0.0%	2.8%	5.8%	27.2%
Pork (2nd quality)	Vientiane	32,000	0.0%	0.0%	0.0%	-1.5%
Chicken	Vientiane	37,000	0.0%	0.0%	-1.3%	-17.8%

↑increase ↓decrease → stable (+/-5%in a weekly basis), (+/-10 %in a monthly basis), and (+/-25%in an annual basis)

Policy+

NA



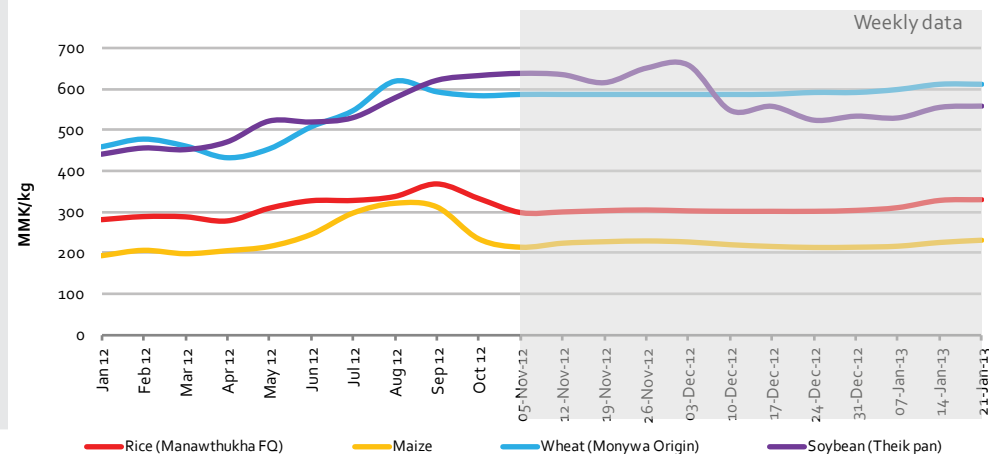
MYANMAR, Yangon and Mandalay (21 January 2013)

Wholesale nominal prices

Country Highlights

Staple food prices in Yangon and Mandalay markets were largely stable over the past week.

- Wheat prices were 29 percent above those observed a year ago.
- Soybean prices were 12 percent below the prices registered three months ago but 29 percent above those observed a year ago.



Week of 21-Jan-13

% change

Food item	Market	Price (MMK/kg)	1 week	1 month	3 months	1 year
Rice (Manawthukha FQ)	Yangon	328	0.5%	6.1%	9.6%	15.7%
Wheat (Monywa Origin)	Mandalay	612	0.0%	2.2%	4.3%	29.0%
Maize	Mandalay	230	2.5%	6.3%	5.1%	13.7%
Groundnut oil (Special)	Yangon	2,347	-0.9%	-0.6%	-3.4%	13.6%
Soybean (Theik pan)	Yangon	557	0.6%	4.2%	-11.5%	29.4%
Palm oil	Mandalay	855	1.2%	1.8%	-3.0%	-18.6%

↑ increase ↓ decrease → stable (+/-5% in a weekly basis), (+/-10 % in a monthly basis), and (+/-25% in an annual basis)

Policy+

NA



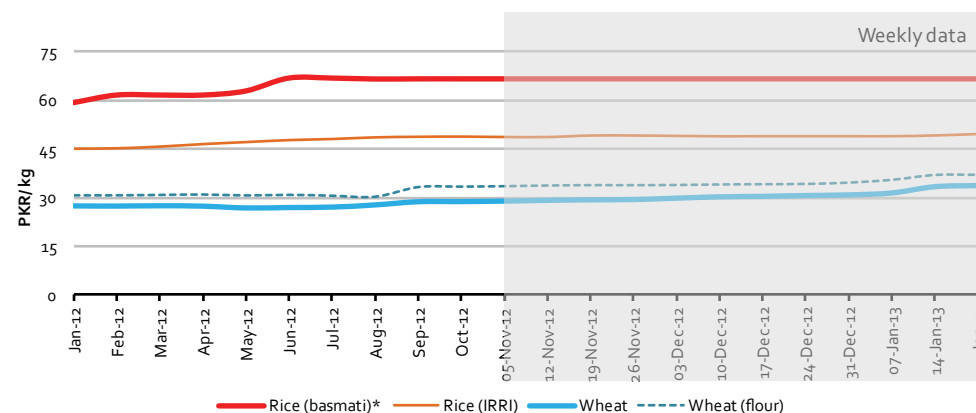
PAKISTAN, Karachi (21 January 2013)

Retail nominal prices

Country Highlights

Staple food prices in Karachi market remained stable over the first week of 2013.

- Wheat prices were 16 percent higher than those observed three months ago.
- Wheat flour prices were 10 percent above the levels observed three months ago.



Week of 21-Jan-13

% change

Food item	Market	Price (PKR/kg)	1 week	1 month	3 months	1 year
Rice (basmati)	Karachi	66.5	0.0%	0.0%	0.0%	9.1%
Rice (IRRI)	Karachi	49.9	0.9%	1.3%	1.6%	10.0%
Wheat	Karachi	33.8	1.0%	6.8%	15.9%	22.8%
Wheat flour	Karachi	37.2	0.1%	4.8%	10.2%	20.8%

↑increase ↓decrease → stable (+/- 5% in a weekly basis), (+/- 10 % in a monthly basis), and (+/- 25% in an annual basis)

Policy+

NA

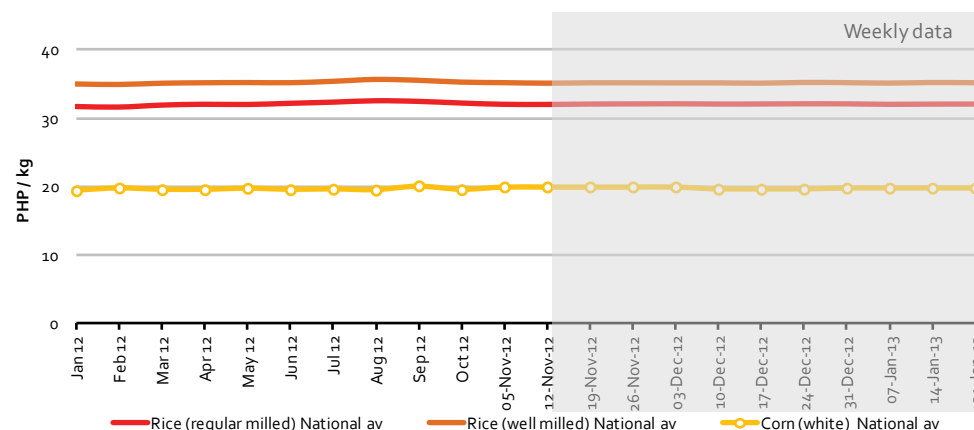


PHILIPPINES, National average and Metro Manila (21 January 2013)

Retail nominal prices

Country Highlights

Staple food prices in the Philippines have remained largely stable since early 2012.



Week of 21-Jan-13

% change

Food item	Market	Price (PHP/kg)	1 week	1 month	3 months	1 year
Rice (regular milled)	National av	32.0	0.1%	0.0%	0.1%	1.6%
Rice (well milled)	National av	35.3	-0.1%	0.0%	0.0%	0.6%
Corn (white)	National av	19.8	0.0%	0.0%	-0.4%	1.7%
Rice (regular milled)	Metro Manila	30.0	0.0%	0.0%	0.0%	0.0%
Rice (well milled)	Metro Manila	35.0	0.0%	0.0%	0.0%	0.0%

↑increase ↓decrease → stable (+/-5%in a weekly basis),(+/- 10 %in a monthly basis), and (+/-25%in an annual basis)

Policy+

In response to the typhoon Pablo in Region XI, the food distribution plan continues under the implementation of the Department of Social Welfare and Development (DSWD). Similarly, national and local governments are formulating livelihood projects to support agriculture and fishing (Official Gazette, 24 January 2013).

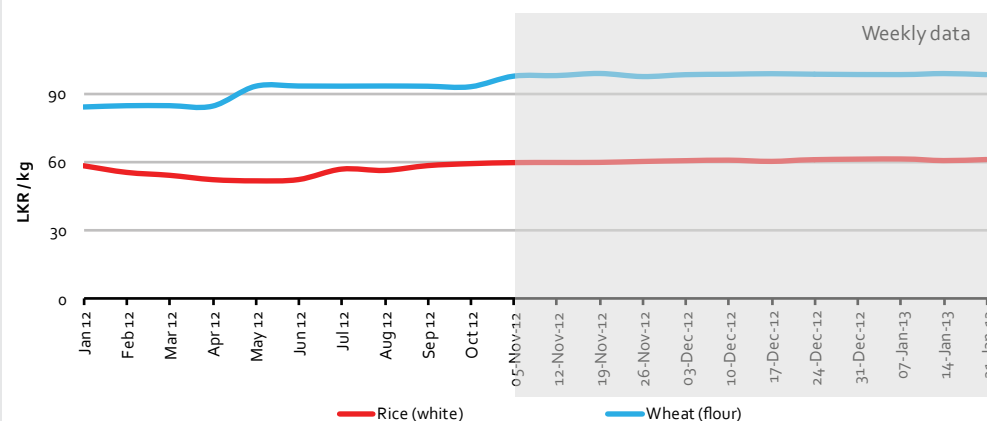


SRI-LANKA, Colombo (21 January 2013)

Retail nominal prices

Country Highlights

Staple prices in Colombo were relatively stable over the past week.



Week of 21-Jan-13

% change

Food item	Market	Price (LKR/kg)	1 week	1 month	3 months	1 year
Rice (white)	Colombo	61.0	0.7%	0.1%	2.3%	7.2%
Wheat flour	Colombo	98.3	-0.5%	-0.2%	1.6%	16.2%

↑increase ↓decrease → stable (+/-5% in a weekly basis), (+/-10 % in a monthly basis), and (+/-25% in an annual basis)

Policy+

NA



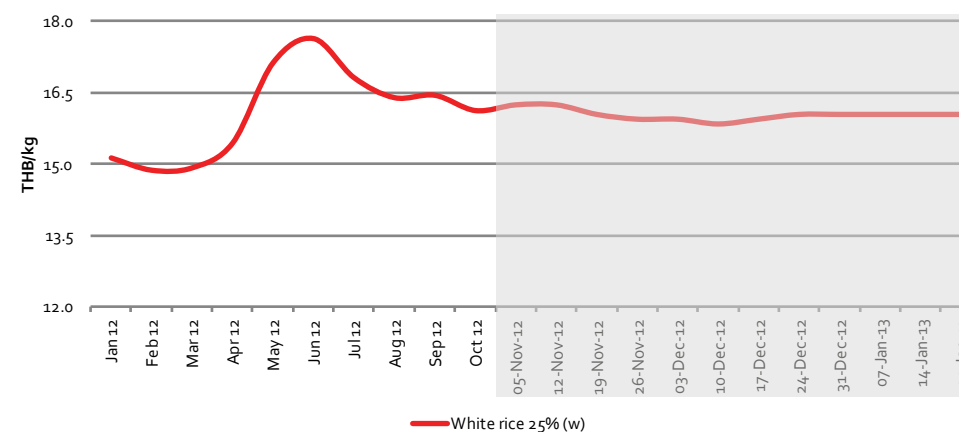
THAILAND, Bangkok (21 January 2013)

Nominal prices

Country Highlights

Overall, staple food prices in Bangkok have remained largely stable during the previous week.

- Pork prices increased by 8 percent over the past week and were 13 and 16 percent higher than the levels observed a month and three months ago, respectively.



Week of 21-Jan-13

% change

Food item	Market	Price (THB/kg)	1 week	1 month	3 months	1 year
White rice 25% (w)	Bangkok	16.1	0.0%	0.0%	-0.9%	6.9%
Chicken	Bangkok	63.5	0.0%	0.0%	2.0%	-20.6%
Pork tenderloin	Bangkok	142.5	7.5%	12.9%	16.3%	10.7%
Soybean oil (Baht/ltr)	Bangkok	55.0	0.0%	0.0%	0.0%	3.5%

↑increase ↓decrease → stable (+/-5% in a weekly basis), (+/-10% in a monthly basis), and (+/-25% in an annual basis)

Retail nominal prices, except for (w), which means wholesale nominal prices.

Policy+

NA

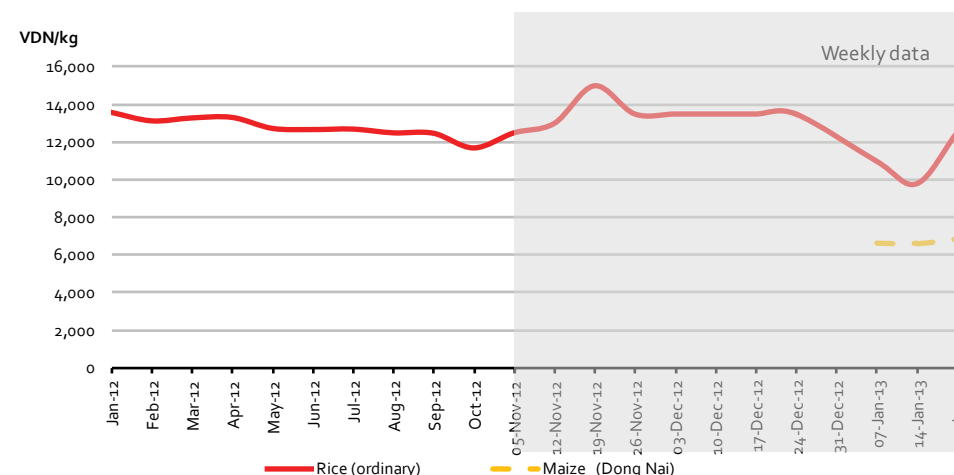


VIET NAM, Hanoi and Dong Nai (21 January 2013)
Retail nominal prices

Country Highlights

Staple food prices in Hanoi markets present significant drops in the prices of rice:

- Rice prices increased by 27 percent over the past week, going back to the levels observed towards the end of 2012.
- Pork prices were 11 and 32 percent lower than those observed a month and year earlier, respectively.



Week of 21-Jan-13

% change

Food item	Market	Price (VND/kg)	1 week	1 month	3 months	1 year
Rice ordinary	Hanoi	12,500	27.6%	9.3%	-4.8%	-10.8%
Maize	Dong Nai	6,800	3.0%	NA	NA	NA
Pork	Hanoi	45,000	-2.2%	-10.6%	-11.3%	-32.4%

↑increase ↓decrease → stable (+/- 5% in a weekly basis), (+/- 10 % in a monthly basis), and (+/- 25% in an annual basis)

Policy+

NA

Disclaimer and Acknowledgements

The Asia Pacific Weekly Price Monitor is prepared with information from official and non-official sources by the Economic, Social and Policy Assistance Group (ESP).

Conditions can change rapidly and information may not always represent the current food price situation as of the present date. As policy information is based on official and non-official sources, not all of them should be taken as official government position. The designations employed and the presentation of material in this report do not imply the expression of any opinion whatsoever on the part of the Food and Agriculture Organization of the United Nations concerning the legal status of any country, territory, city or area or of its authorities, or concerning the delimitation of its frontiers or boundaries. The support of FAO Country Offices and FAO's Food and Agriculture Policy Decision Analysis (FAPDA) are gratefully acknowledged for their contributions.

To subscribe, please (1) e-mail Listserv@listserv.fao.org, (2) leave the subject blank, and (3) type subscribe "Food-Asia-L"
For further enquiries, please contact AP-Weekly-Price-Monitor@fao.org

I sincerely hope this weekly report is useful and meets your expectations.

*Yours sincerely,
Hiroyuki Konuma
Assistant Director-General and
Regional Representative for Asia and the Pacific*