



Asia Pacific Weekly Price Monitor
Regional Office for Asia and the Pacific

8 February 2013



Policy

National

- According to the Ministry of Agriculture of **India**, the second advance estimates for foodgrain production (2012-13) point to a near-record 250 MMT. Overall, production of major crops (except pulses) is likely to be lower than the previous year despite deficient and late rainfall in many parts of the country (Press Information Bureau, 8 February 2013).

- In **Indonesia**, Bulog Regional Divisions started the distribution of subsidized rice to targeted household through the RASKIN programme in different areas of the country. Bulog rice stocks is secured until September 2013 (Bulog, 10 February 2013).

- **Sri Lanka's** Credit Information Bureau is improving the access to loans and other forms of financing using movable assets as collateral for 37,000 small businesses, by reformulating legal framework and expanding the collateral registry to include non-fixed assets which are more available to small businesses (Government of Sri Lanka, 06 February 2013).

Prices

Over the past week staple food commodity prices remained relatively stable in all reporting countries, except for:

- In **Lao PDR** glutinous rice prices fell by 7 percent and chicken prices increased by 15 percent.

Weather conditions

According to a media report following incessant rains during the first week of February, nine villages in **Indonesia** have been inundated and food crops areas devastated in Belu regency, East Nusa Tenggara (Jakarta Post, 01 February 2013).

Technical note: Price changes are calculated from W_x , where W =week and x indicates the most recent week. The **one week** change is calculated as $[(W_x/W_{x-1})-1]$; the **one month** change is calculated as $[(W_x/\text{average}(W_{x-1}, W_{x-2}, W_{x-3}, W_{x-4})) - 1]$; the **three months** change is calculated as $[(W_x/\text{average}(W_{x-9}, W_{x-10}, W_{x-11}, W_{x-12})) - 1]$; and the **one year** change is calculated as $[(W_x/\text{average}(W_{x-49}, W_{x-50}, W_{x-51}, W_{x-52})) - 1]$. The criteria to flag unusual price movements are the following: **on a weekly basis**, nominal price variations below plus or minus 5 percent are considered "stable." **On a monthly basis**, nominal price variations below plus or minus 10 percent are considered "stable." **On an annual basis**, nominal price variations below plus or minus 25 percent are considered "stable."



Price and policy information at country level

8 February 2013





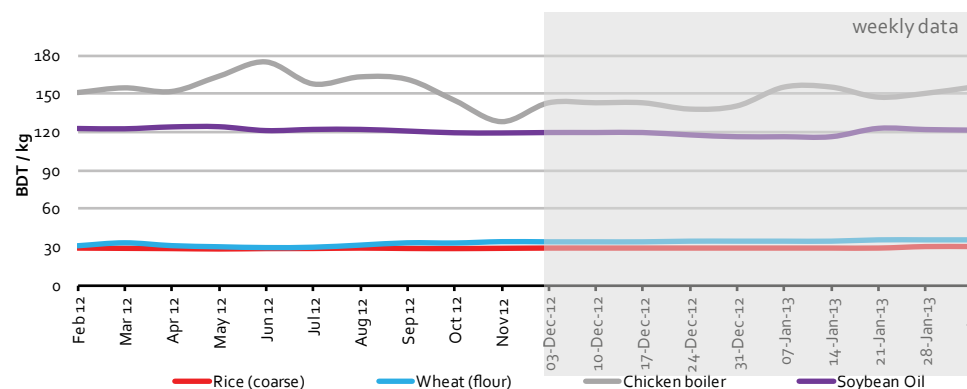
BANGLADESH, Dhaka (4 February 2013)

Retail nominal prices

Country Highlights

Staple food prices in Dhaka market remained relatively stable over the previous week, except for:

- Chicken broiler prices were 19 percent the levels observed three months ago.



Week of 4-Feb-13

% change

Food item	Market	Price (BDT/kg)	1 week	1 month	3 months	1 year
Coarse rice	Dhaka	30.5	0.0%	3.8%	5.6%	5.2%
Wheat flour	Dhaka	35.0	0.0%	1.4%	3.7%	14.8%
Chicken broiler	Dhaka	155.0	3.3%	2.1%	19.2%	2.9%
Soybean oil (BDT/lt)	Dhaka	121.5	-0.4%	1.9%	1.7%	-1.0%

↑increase ↓decrease → stable (+/-5%in a weekly basis), (+/-10%in a monthly basis), and (+/-25%in an annual basis)

Policy+

NA

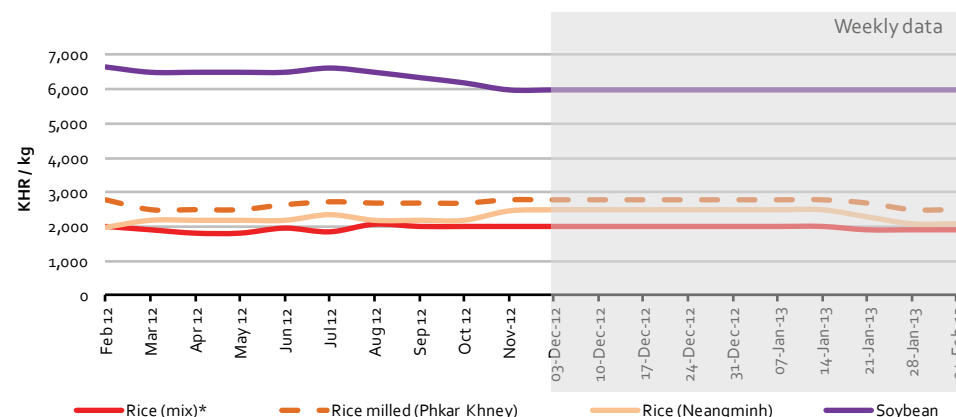


CAMBODIA, Phnom Penh (4 February 2013)
Wholesale nominal prices

Country Highlights

Staple food prices in Phnom Penh markets have remained relatively stable over the past week except for:

- Rice prices (Phkar Khney variety) were 11 percent lower than those prices observed three months ago.
- Rice prices (Neangmingh, high quality) were 11 and 15 percent below the levels observed a month and three months earlier, respectively.



Week of 4-Feb-13

% change

Food item	Market	Price (KHR/kg)	1 week	1 month	3 months	1 year
Rice (mix)	Phnom Pehn	1,900	0.0%	-2.6%	-5.0%	-7.3%
Rice (Phkar Khney)	Phnom Pehn	2,500	0.0%	-7.4%	-10.7%	-10.7%
Rice (Neangmingh)	Phnom Pehn	2,100	0.0%	-10.6%	-15.2%	5.0%
Chicken	Phnom Pehn	22,000	0.0%	2.3%	10.0%	-4.3%
Soybean oil	Phnom Pehn	6,000	0.0%	0.0%	0.0%	-9.8%

↑ increase ↓ decrease → stable (+/- 5% in a weekly basis), (+/- 10% in a monthly basis), and (+/- 25% in an annual basis)

Policy+

NA

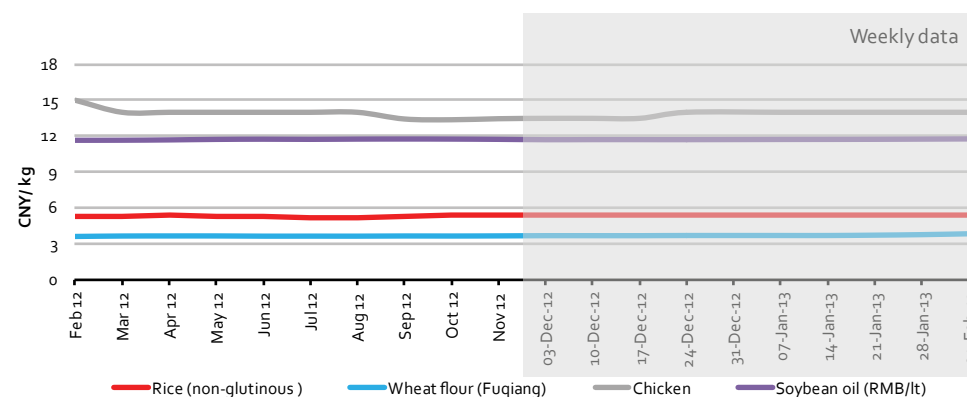


CHINA, Beijing (4 February 2013)

Retail and wholesale nominal prices

Country Highlights

Staple food prices in Beijing market remained relatively stable since 2012.



Week of 4-Feb-13

% change

Food item	Market	Price (RMB/kg)	1 week	1 month	3 months	1 year
Non-Glutinous Rice	Beijing	5.4	-0.4%	0.0%	0.5%	1.6%
Fuqiang Wheat Flour	Beijing	3.9	2.6%	4.1%	6.4%	8.7%
Chicken (w)	Beijing	14.0	0.0%	0.0%	3.9%	-6.7%
Soybean oil RMB/lt	Beijing	11.8	0.2%	0.3%	0.5%	1.3%

↑increase ↓decrease → stable (+/-5% in a weekly basis), (+/-10% in a monthly basis), and (+/-25% in an annual basis)

Policy+

Under the framework of the 2009 Food Safety Law, new administrative measures were approved (effective from 1 May 2013) on traceability and product standards, particularly on inspection, quarantine and supervision of import and export of dairy products (USDA Report, 08 February, 2013).

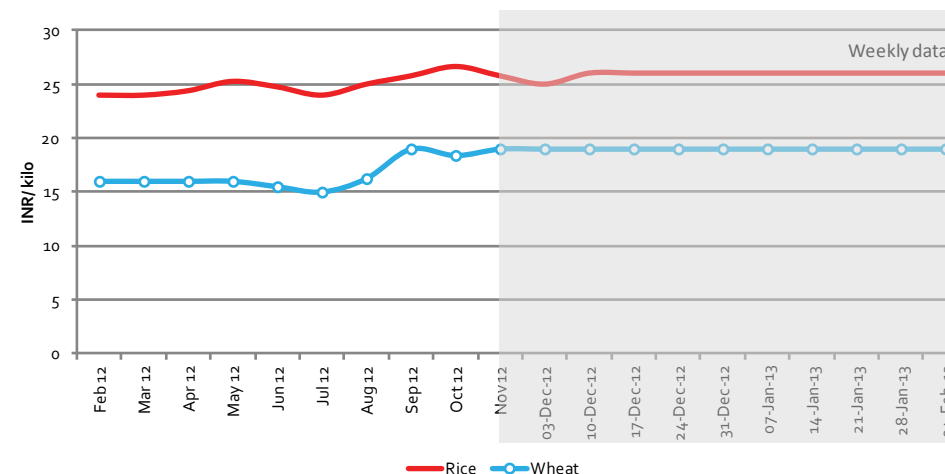


INDIA, Delhi (4 February 2013)

Retail nominal prices

Country Highlights

Staple food prices in Delhi markets have remained relatively stable over the past week.



Week of 4-Feb-13

Food item	Market	Price (INR/ kg)	% change			
			1 week	1 month	3 months	1 year
Rice	New Delhi	26.0	0.0%	0.0%	2.0%	8.3%
Wheat	New Delhi	19.0	0.0%	0.0%	0.0%	18.8%

↑ increase ↓ decrease → stable (+/- 5% in a weekly basis), (+/- 10% in a monthly basis), and (+/- 25% in an annual basis)

Policy+

According to the Ministry of Agriculture, the second advanced estimates for foodgrain production (2012-13) point to a near-record 250 MMT. Overall, production of major crops (except pulses) is likely to be lower than the previous year despite deficient and late rainfall in many parts of the country (Press Information Bureau, 8 February 2013).



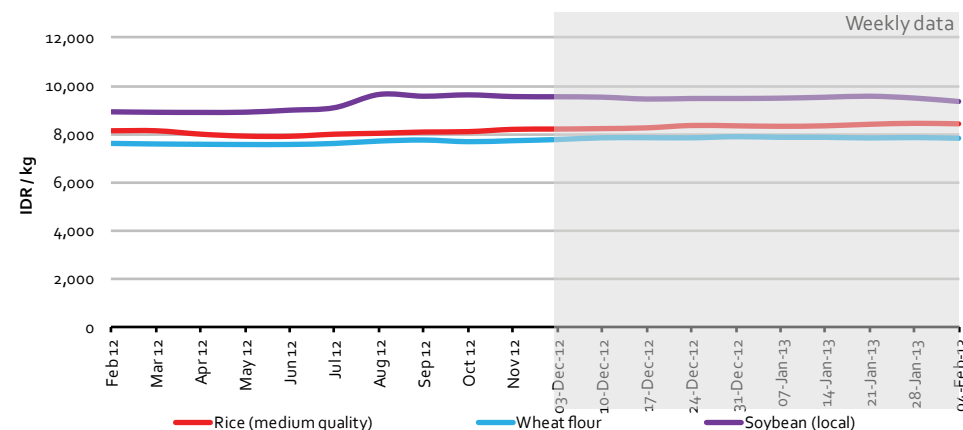
INDONESIA, National Average (4 February 2013)

Retail nominal prices

Country Highlights

Staple food prices in Indonesian markets have remained relatively stable over the past week.

- Chicken prices were 12 percent above the prices observed three months ago.



Week of 4-Feb-13

% change

Food item	Market	Price (IDR/kg)	1 week	1 month	3 months	1 year
Rice (medium quality)	National av	8,412	-0.2%	0.5%	2.6%	3.5%
Wheat flour	National av	7,809	-0.4%	-0.4%	1.0%	2.7%
Chicken	National av	26,830	-1.8%	-3.0%	11.6%	4.2%
Soybean (local)	National av	9,357	-1.5%	-1.8%	-1.9%	5.0%

↑ increase ↓ decrease → stable (+/- 5% in a weekly basis), (+/- 0% in a monthly basis), and (+/- 25% in an annual basis)

Policy+

Bulog Regional Divisions started the distribution of subsidized rice to targeted household through the RASKIN programme in different areas of the country. Bulog rice stocks is secured until September 2013 (Bulog, 10 February 2013).

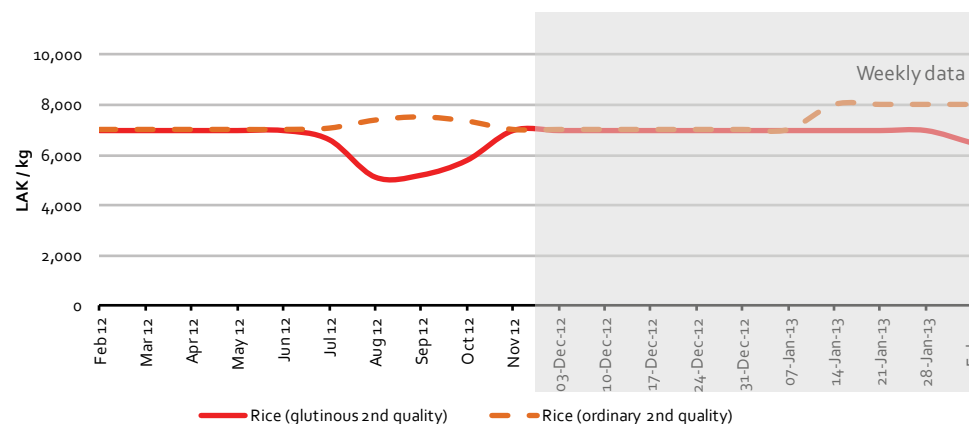


LAO PDR, Vientiane (4 February 2013)
Retail nominal prices

Country Highlights

Staple food prices in Vientiane markets were relatively stable during previous week, except for:

- Glutinous rice prices fell by 7 percent over the past week.
- Ordinary rice prices were 14 percent above the prices registered three months ago.
- Chicken prices increased by 15 percent over the past week.



Week of 4-Feb-13

% change

Food item	Market	Price (LAK/kg)	1 week	1 month	3 months	1 year
Rice glutinous	Vientiane	6,500	-7.1%	-7.1%	-7.1%	-7.1%
Rice ordinary	Vientiane	8,000	0.0%	3.2%	14.3%	14.3%
Beef (2nd quality)	Vientiane	52,500	-4.5%	-4.5%	1.0%	16.7%
Pork (2nd quality)	Vientiane	31,750	-0.8%	-0.8%	-0.8%	-0.8%
Chicken	Vientiane	42,500	14.9%	14.9%	13.3%	-5.6%

↑increase ↓decrease → stable (+/- 5% in a weekly basis), (+/- 0% in a monthly basis), and (+/- 25% in an annual basis)

Policy+

NA



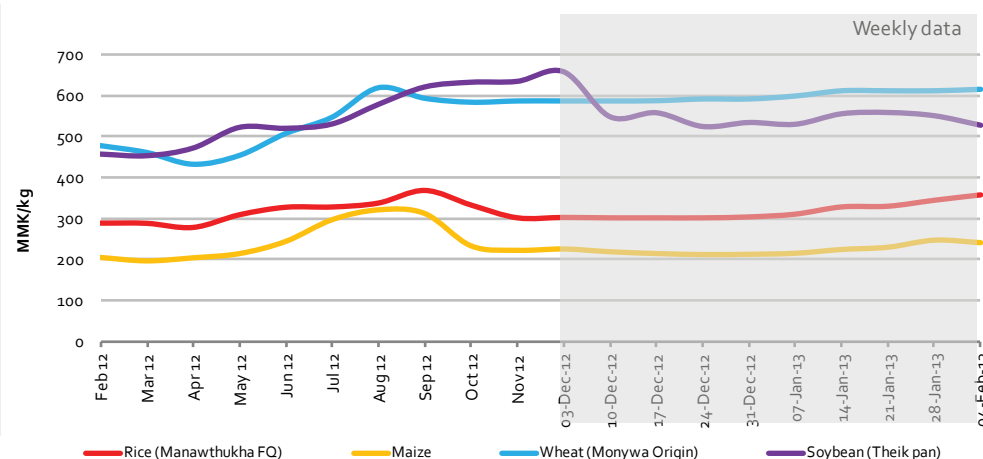
MYANMAR, Yangon and Mandalay (4 February 2013)

Wholesale nominal prices

Country Highlights

Staple food prices in Yangon and Mandalay were relatively stable over the past week.

- Rice prices were 18 percent above the prices observed three months ago.
- Wheat prices were 29 percent above those observed a year ago.
- Soybean prices were 18 percent below the prices registered three months ago.



Week of 4-Feb-13

% change

Food item	Market	Price (MMK/kg)	1 week	1 month	3 months	1 year
Rice (Manawthukha FQ)	Yangon	356	3.9%	9.0%	18.2%	23.9%
Wheat (Monywa Origin)	Mandalay	616	0.6%	1.1%	4.9%	29.1%
Maize	Mandalay	241	-2.6%	5.0%	6.6%	17.3%
Groundnut oil (Special)	Yangon	2,327	0.0%	-1.0%	-4.2%	9.3%
Soybean (Theik pan)	Yangon	526	-4.2%	-3.9%	-17.6%	15.5%
Palm oil	Mandalay	874	1.3%	2.8%	1.8%	-17.3%

↑increase ↓decrease → stable (+/- 5% in a weekly basis), (+/- 10% in a monthly basis), and (+/- 25% in an annual basis)

Policy+

In view of the upcoming rainy season in Kachin State, food supplies (rice, cooking oil, salt, onion and garlic) medicines and medical equipment has been distributed (Government of Myanmar, 08 February, 2013).



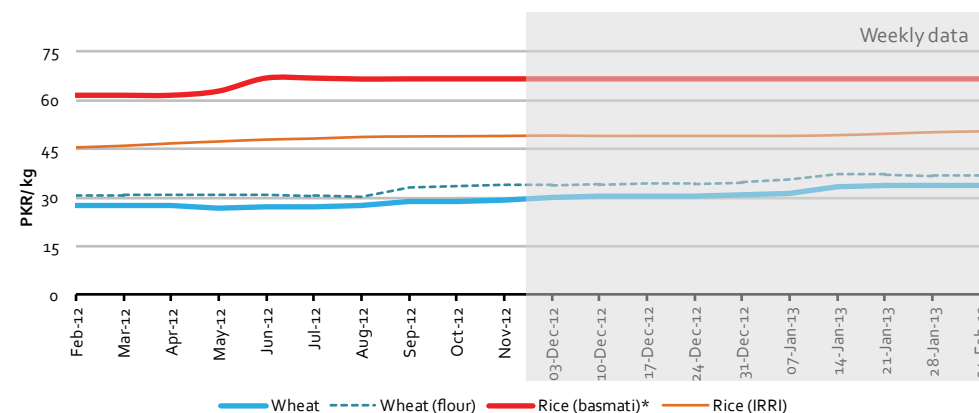
PAKISTAN, Karachi (4 February 2013)

Retail nominal prices

Country Highlights

Staple food prices in Karachi market remained stable over the first week of 2013.

- Wheat prices were 14 percent higher than those observed three months ago.



Week of 4-Feb-13

% change

Food item	Market	Price (PKR/kg)	1 week	1 month	3 months	1 year
Rice (basmati)	Karachi	66.5	0.0%	0.0%	0.0%	8.1%
Rice (IRRI)	Karachi	50.7	0.6%	1.9%	2.9%	11.5%
Wheat	Karachi	33.6	-0.4%	1.5%	13.9%	22.4%
Wheat flour	Karachi	36.7	-0.2%	0.1%	8.2%	19.3%

↑increase ↓decrease → stable (+/-5%ina weekly basis), (+/-10%in a monthly basis), and (+/-25%in an annual basis)

Policy+

NA

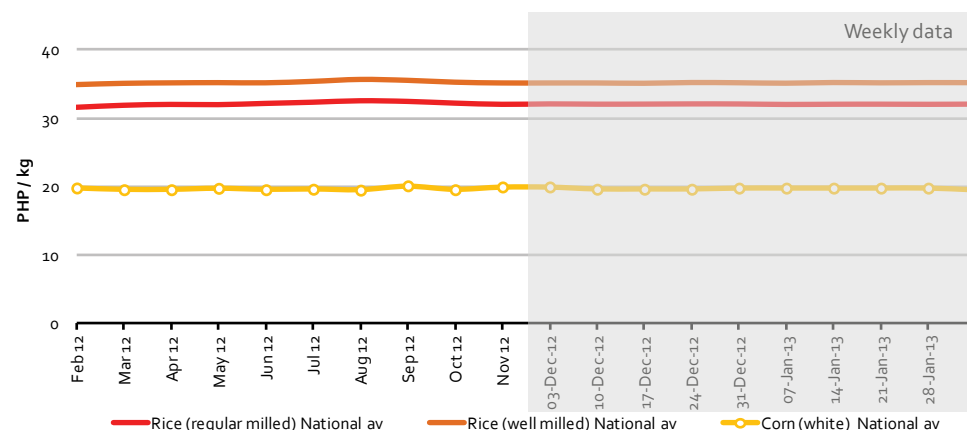


PHILIPPINES, National average and Metro Manila (4 February 2013)

Retail nominal prices

Country Highlights

Staple food prices in the Philippines have remained largely stable since early 2012.



Week of 4-Feb-13

% change

Food item	Market	Price (PHP/kg)	1 week	1 month	3 months	1 year
Rice (regular milled)	National av	32.0	0.1%	0.1%	0.0%	1.8%
Rice (well milled)	National av	35.3	0.0%	0.0%	0.1%	0.8%
Corn (white)	National av	19.5	-1.7%	-1.9%	-2.5%	-1.8%
Rice (regular milled)	Metro Manila	30.0	0.0%	0.0%	0.0%	0.0%
Rice (well milled)	Metro Manila	35.0	0.0%	0.0%	0.0%	0.0%

↑increase ↓decrease → stable (+/-5%in a weekly basis), (+/-0%in a monthly basis), and (+/-25%in an annual basis)

Policy+

Under the framework of the National Government land titles' distribution, local government (Quezon province) distributed farm equipment and production inputs worth PHP 33 million (USD 800,000) (Official Gazette, 07 February 2013).

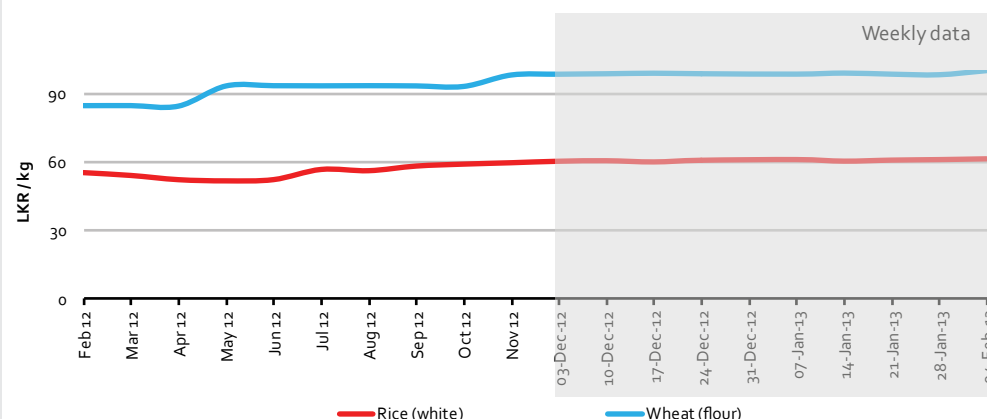


SRI-LANKA, Colombo (4 February 2013)

Retail nominal prices

Country Highlights

Staple prices in Colombo were relatively stable over the past week.



10

Week of 4-Feb-13

% change

Food item	Market	Price (LKR/kg)	1 week	1 month	3 months	1 year
Rice (white)	Colombo	61.6	0.6%	0.9%	2.5%	10.9%
Wheat flour	Colombo	99.8	1.8%	1.5%	1.7%	17.7%

↑ increase ↓ decrease → stable (+/- 5% in a weekly basis), (+/- 10% in a monthly basis), and (+/- 25% in an annual basis)

Policy+

- Sri Lanka's Credit Information Bureau is improving the access to loans and other forms of financing using movable assets as collateral for 37,000 small businesses, by reformulating legal framework and expanding the collateral registry to include non-fixed assets which are more available to small businesses (Government of Sri Lanka, 06 February 2013).



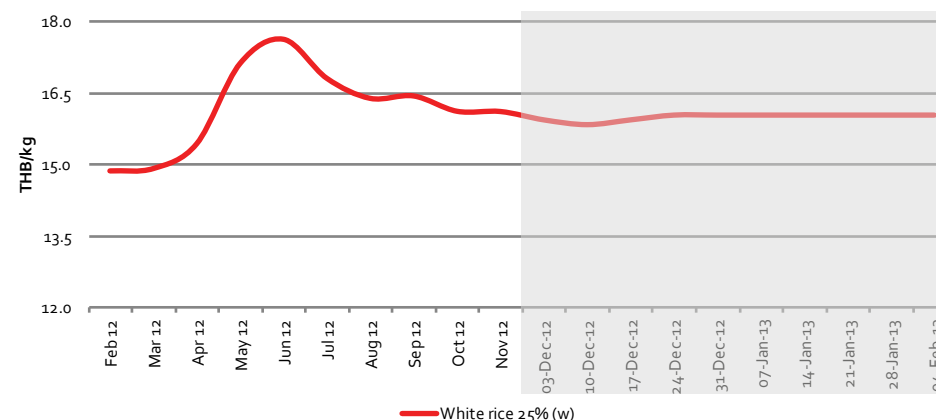
THAILAND, Bangkok (4 February 2013)

Nominal prices

Country Highlights

Overall, staple food prices in Bangkok have remained largely stable during the previous week.

- Pork prices were 18 percent higher than the levels observed three months ago.



Week of 4-Feb-13

% change

Food item	Market	Price (THB/kg)	1 week	1 month	3 months	1 year
White rice 25% (w)	Bangkok	16.1	0.0%	0.0%	0.0%	7.8%
Chicken	Bangkok	63.5	0.0%	0.0%	0.0%	-15.3%
Pork tenderloin	Bangkok	142.5	0.0%	4.6%	17.5%	14.0%
Soybean oil (Baht/ltr)	Bangkok	55.0	0.0%	0.0%	0.0%	0.0%

↑increase ↓decrease → stable (+/- 5% in a weekly basis), (+/- 10% in a monthly basis), and (+/- 25% in an annual basis)

Retail nominal prices, except for (w), which means wholesale nominal prices.

Policy+

NA

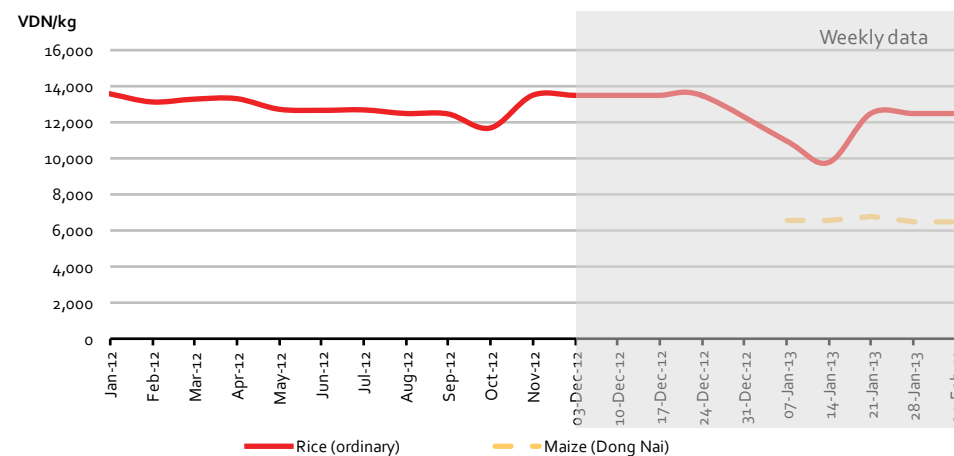


VIET NAM, Hanoi and Dong Nai (4 February 2013)
Retail nominal prices

Country Highlights

Staple food prices in Hanoi markets present significant drops in the prices of rice:

- Pork prices were 25 and 28 percent lower than those observed three months and year earlier, respectively.



Week of 4-Feb-13

% change

Food item	Market	Price (VND/kg)	1 week	1 month	3 months	1 year
Rice ordinary	Hanoi	12,500	0.0%	9.2%	-9.1%	-4.9%
Maize	Dong Nai	6,500	0.0%	NA	NA	NA
Pork	Hanoi	44,000	0.0%	-2.2%	-24.5%	-28.4%

↑increase ↓decrease → stable (+/- 5% in a weekly basis), (+/- 10% in a monthly basis), and (+/- 25% in an annual basis)

Policy+

NA

Disclaimer and Acknowledgements

The Asia Pacific Weekly Price Monitor is prepared with information from official and non-official sources by the Economic, Social and Policy Assistance Group (ESP).

Conditions can change rapidly and information may not always represent the current food price situation as of the present date. As policy information is based on official and non-official sources, not all of them should be taken as official government position. The designations employed and the presentation of material in this report do not imply the expression of any opinion whatsoever on the part of the Food and Agriculture Organization of the United Nations concerning the legal status of any country, territory, city or area or of its authorities, or concerning the delimitation of its frontiers or boundaries. The support of FAO Country Offices and FAO's Food and Agriculture Policy Decision Analysis (FAPDA) are gratefully acknowledged for their contributions.

To subscribe, please (1) e-mail Listserv@listserv.fao.org, (2) leave the subject blank, and (3) type subscribe "Food-Asia-L"
For further enquiries, please contact AP-Weekly-Price-Monitor@fao.org

I sincerely hope this weekly report is useful and meets your expectations.

Yours sincerely,
Hiroyuki Konuma
Assistant Director-General and
Regional Representative for Asia and the Pacific