



Asia Pacific Weekly Price Monitor

Regional Office for Asia and the Pacific

25 February 2013



Policy

National

In **Viet Nam**, the “One million tonnes” programme purchased rice from farmers at VND 5,350 (USD 0.25) per kilo for temporary storage in Mekong Delta provinces (Agroviet, 27 February 2013).

Prices

Over the past week, staple food commodity prices remained relatively stable in all reporting countries, except for:

- Wheat prices in **Myanmar** have been falling since early February, partially because the new supplies from abroad have recently entered Mandalay markets. Wheat prices fell by 18 percent over this week.

- During this week maize prices in **Myanmar** increased by 10 percent during this week. Although maize is produced mainly for feeding purposes, maize prices have been gradually increasing since early this year the recent perhaps formal trading activities in the Chinese border have been influencing domestic prices at some extent.

Weather conditions

In response to the Cyclone Evan (December 2012) the **Government of Fiji** allocated USD 671,000 to rehabilitate affected farmers (Ministry of Primary Industries, 19 February 2013).

Technical note: Price changes are calculated from W_x , where W =week and x indicates the most recent week. The **one week** change is calculated as $[(W_x/W_{x-1})-1]$; the **one month** change is calculated as $[(W_x/\text{average}(W_{x-1}, W_{x-2}, W_{x-3}, W_{x-4}))-1]$; the **three months** change is calculated as $[(W_x/\text{average}(W_{x-9}, W_{x-10}, W_{x-11}, W_{x-12}))-1]$; and the **one year** change is calculated as $[(W_x/\text{average}(W_{x-49}, W_{x-50}, W_{x-51}, W_{x-52}))]$. The criteria to flag unusual price movements are the following: **on a weekly basis**, nominal price variations below plus or minus 5 percent are considered “stable.” **On a monthly basis**, nominal price variations below plus or minus 10 percent are considered “stable.” **On an annual basis**, nominal price variations below plus or minus 25 percent are considered “stable.”



Price and policy information at country level

25 February 2013



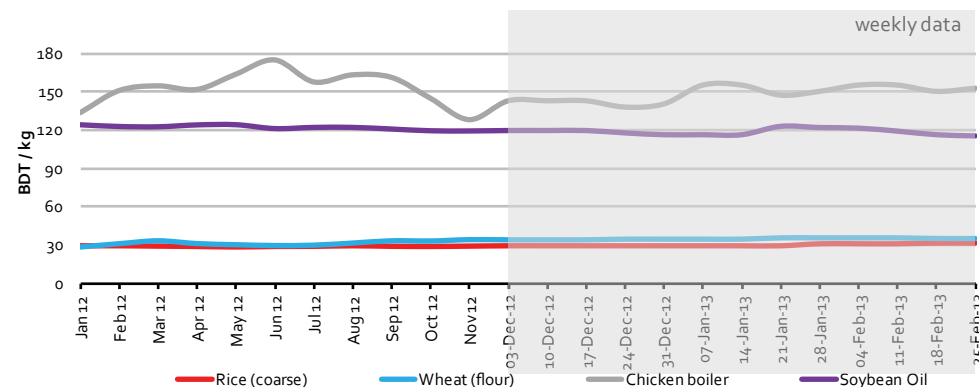


BANGLADESH, Dhaka (25 January 2013)

Retail nominal prices

Country Highlights

Staple food prices in Dhaka markets remained relatively stable over the past week.



Week of 25-Feb-13

% change

Food item	Market	Price (BDT/kg)	1 week	1 month	3 months	1 year
Coarse rice	Dhaka	31.0	0.0%	1.2%	6.9%	7.4%
Wheat flour	Dhaka	34.5	0.0%	-1.1%	2.6%	6.2%
Chicken broiler	Dhaka	152.5	1.7%	0.0%	8.0%	-1.2%
Soybean oil (BDT/ltr)	Dhaka	115.0	-0.9%	-3.9%	-3.4%	-5.9%

↑increase ↓decrease → stable (+/-5%in a weekly basis),(+/- 10 %in a monthly basis), and (+/-25%in an annual basis)

Policy+

NA

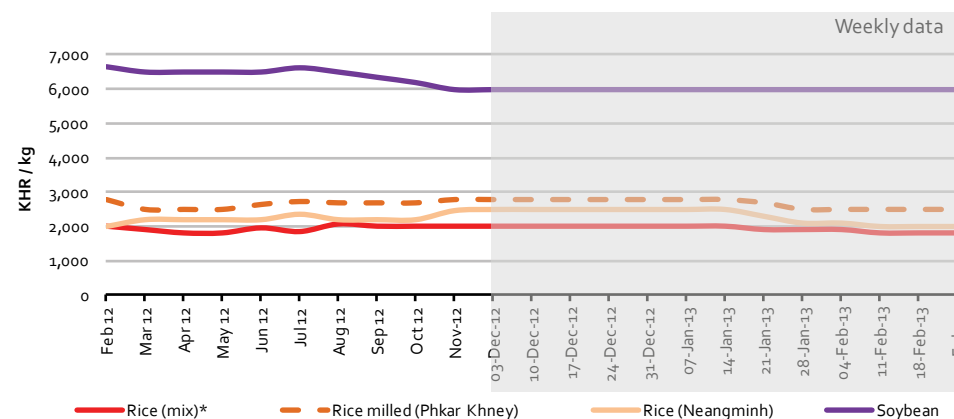


CAMBODIA, Phnom Penh (25 February 2013)
Wholesale nominal prices

Country Highlights

Staple food prices in Phnom Penh markets remained relatively stable over the week and, overall, throughout 2012.

- High quality rice (Neangminh) prices were 20 percent below those prices observed three months ago.
- Phkar Khney rice prices were 11 percent below the levels observed three months ago.



Week of 25-Feb-13

Food item	Market	Price (KHR/ kg)	% change			
			1 week	1 month	3 months	1 year
Rice (mix)	Phnom Pehn	1,800	0.0%	-2.7%	-10.0%	-7.7%
Rice (Phkar Khney)	Phnom Pehn	2,500	0.0%	0.0%	-10.7%	-2.9%
Rice (Neangminh)	Phnom Pehn	2,000	0.0%	-2.4%	-20.0%	-7.0%
Chicken	Phnom Pehn	22,000	-4.3%	-7.4%	7.3%	-4.3%
Soybean oil	Phnom Pehn	6,000	0.0%	0.0%	0.0%	-7.7%

↑ increase ↓ decrease → stable (+/- 5% in a weekly basis), (+/- 10 % in a monthly basis), and (+/- 25% in an annual basis)

Policy+

NA

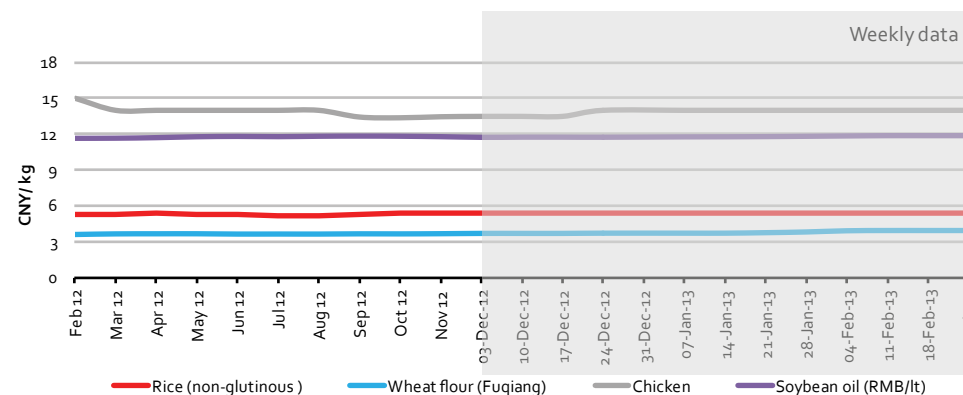


CHINA, Beijing (25 February 2013)

Retail and wholesale nominal prices

Country Highlights

Staple food prices in Beijing markets remained relatively stable over the week and, overall, throughout 2012.



Week of 25-Feb-13

% change

Food item	Market	Price (RMB/kg)	1 week	1 month	3 months	1 year
Non-Glutinous Rice	Beijing	5.4	0.4%	0.0%	0.1%	2.5%
Fuqiang Wheat Flour	Beijing	3.9	0.0%	0.9%	6.4%	8.0%
Chicken (w)	Beijing	14.0	0.0%	0.0%	2.8%	-1.8%
Soybean oil RMB/lt	Beijing	11.8	0.0%	0.1%	0.8%	1.4%

↑increase ↓decrease → stable (+/-5% in a weekly basis), (+/-10 % in a monthly basis), and (+/-25% in an annual basis)

Policy+

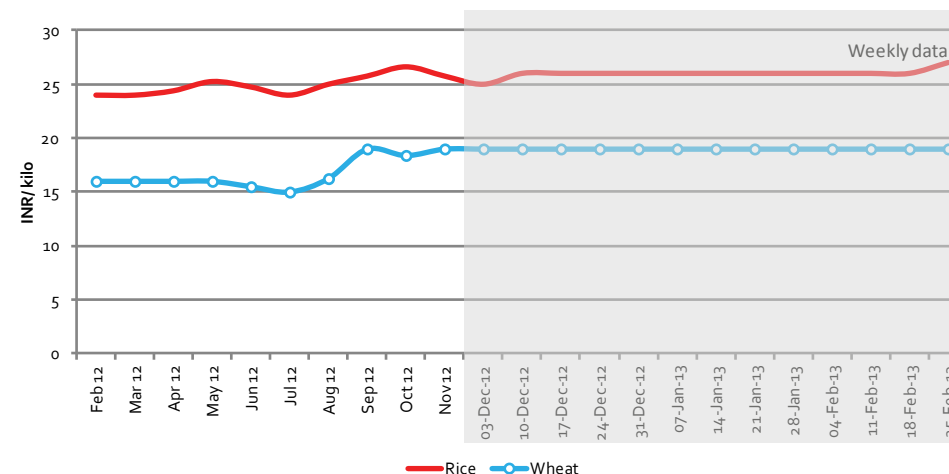
Food prices in China's 36 major cities saw a general decline following the Spring Festival holiday. Food prices account for about one-third of the prices used to calculate the consumer price index (CPI) and in January 2013, general inflation increased by 2 percent from January 2012 (Xinhua and National Bureau of Statistics, 26 and 16 February 2013, respectively).



INDIA, Delhi (25 February 2013)
Retail nominal prices

Country Highlights

Staple food prices in Delhi remained relatively stable over the past week.



Week of 25-Feb-13

Food item	Market	Price (INR/ kg)	% change			
			1 week	1 month	3 months	1 year
Rice	New Delhi	27.0	3.8%	3.8%	4.9%	12.5%
Wheat	New Delhi	19.0	0.0%	0.0%	0.0%	18.8%

↑increase ↓decrease → stable (+/-5%in a weekly basis),(+/- 10 %in a monthly basis), and (+/-25%in an annual basis)

Policy+
NA

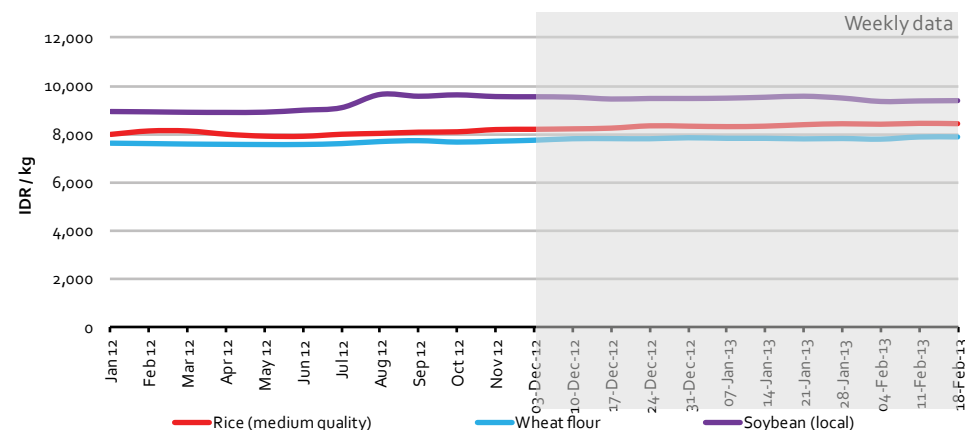


INDONESIA, National Average (25 February 2013)

Retail nominal prices

Country Highlights

Staple food prices in Indonesia markets have remained relatively stable since early 2011.



Week of 18-Feb-13

% change

Food item	Market	Price (IDR/kg)	1 week	1 month	3 months	1 year
Rice (medium quality)	National av	8,435	-0.2%	0.2%	2.7%	3.6%
Wheat flour	National av	7,911	0.0%	0.9%	1.5%	4.0%
Chicken	National av	26,229	-2.2%	-3.5%	6.9%	5.3%
Soybean (local)	National av	9,392	0.1%	-0.7%	-1.7%	5.7%

↑increase ↓decrease → stable (+/- 5% in a weekly basis), (+/- 10 % in a monthly basis), and (+/- 25% in an annual basis)

Policy+

NA



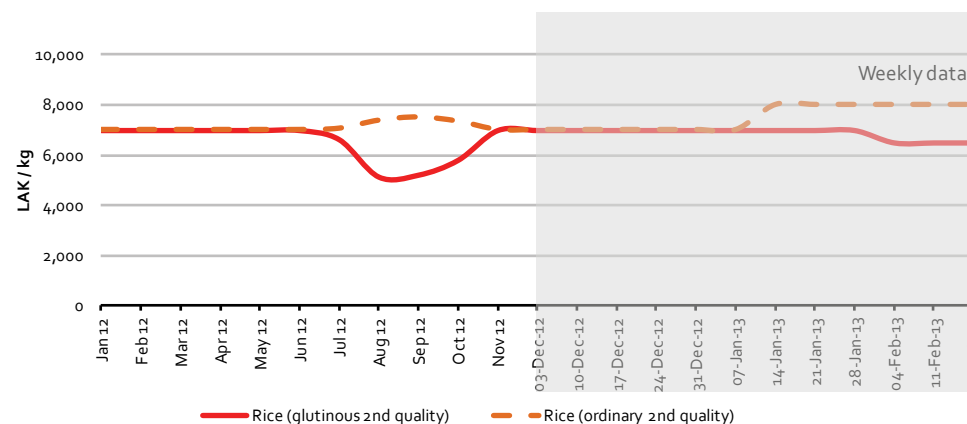
LAO PDR, Vientiane (18 February 2013)

Retail nominal prices

Country Highlights

Staple food prices in Vientiane markets were relatively stable during the last week of November.

- Ordinary rice prices were 15 percent above the prices observed three months ago.
- Chicken prices were 13 percent above the prices registered three months ago.



Week of 18-Feb-13

% change

Food item	Market	Price (LAK/kg)	1 week	1 month	3 months	1 year
Rice glutinous	Vientiane	6,500	0.0%	-3.7%	-7.1%	-7.1%
Rice ordinary	Vientiane	8,000	0.0%	0.0%	14.3%	14.3%
Beef (2nd quality)	Vientiane	52,500	0.0%	-2.3%	1.0%	16.7%
Pork (2nd quality)	Vientiane	31,750	0.0%	-0.4%	-0.8%	-0.8%
Chicken	Vientiane	42,500	0.0%	6.9%	13.3%	-5.6%

↑increase ↓decrease → stable (+/-5% in a weekly basis), (+/-10 % in a monthly basis), and (+/-25% in an annual basis)

Policy+

NA



MYANMAR, Yangon and Mandalay (18 February 2013)

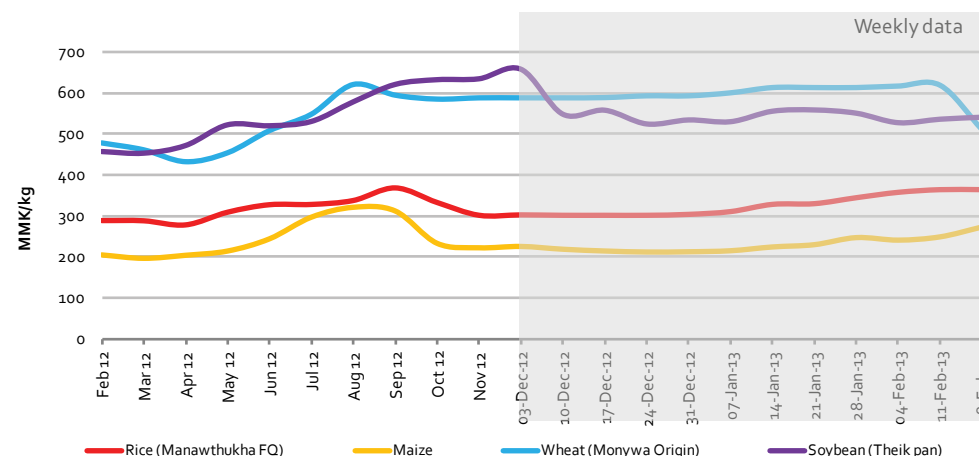
Wholesale nominal prices

Country Highlights

- **Rice** prices have been gradually increasing since early this year. During this week, rice prices were 20 and 26 percent above the levels registered three months and a year ago, respectively.

- **Wheat** prices have been falling since early February, partially because the new supplies from abroad have recently entered Mandalay markets. Wheat prices were 18 and 13 percent below the prices registered a week and three months ago, respectively.

- **Maize** prices increased by 10 percent during this week and were 37 percent above those observed a year ago. Although maize is produced mainly for feed, maize prices have been gradually increasing since early this year.



Week of 18-Feb-13

% change

Food item	Market	Price (MMK/kg)	1 week	1 month	3 months	1 year
Rice (Manawthukha FQ)	Yangon	362	0.0%	4.2%	20.2%	25.9%
Wheat (Monywa Origin)	Mandalay	509	-17.6%	-17.2%	-13.3%	8.7%
Maize	Mandalay	273	9.6%	12.9%	22.9%	37.4%
Groundnut oil (Special)	Yangon	2,347	-0.9%	0.2%	-2.3%	8.0%
Soybean (Theik pan)	Yangon	539	0.7%	-0.5%	-10.5%	18.0%
Palm oil	Mandalay	871	0.3%	0.7%	5.7%	-18.1%

↑increase ↓decrease → stable (+/-5% in a weekly basis), (+/-10 % in a monthly basis), and (+/-25% in an annual basis)

Policy+

The Myanmar Farmer Association (MFA) requested rice farmers to hold for higher prices for their exports to China as the Chinese Government increased the minimum price of paddy rice by 12 percent (Myanmar Times, 01 March 2013).

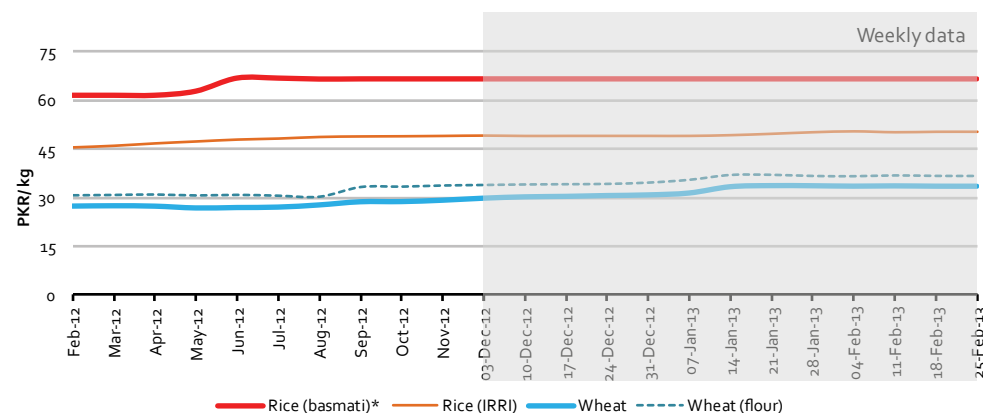


PAKISTAN, Karachi (25 February 2013)

Retail nominal prices

Country Highlights

Rice and wheat flour prices in Karachi market remained stable over the past week.



Week of 25-Feb-13

% change

Food item	Market	Price (PKR/kg)	1 week	1 month	3 months	1 year
Rice (basmati)	Karachi	66.5	0.0%	0.0%	0.0%	8.1%
Rice (IRRI)	Karachi	50.5	0.0%	0.1%	2.7%	10.2%
Wheat	Karachi	33.6	0.0%	-0.2%	10.7%	22.0%
Wheat flour	Karachi	36.8	-0.1%	-0.1%	7.7%	19.4%

↑increase ↓decrease → stable (+/-5% in a weekly basis), (+/-10% in a monthly basis), and (+/-25% in an annual basis)

Policy+

NA

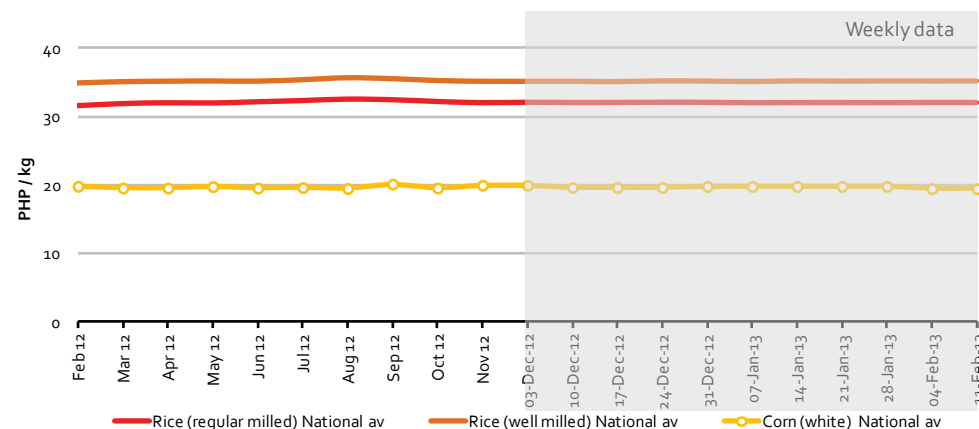


PHILIPPINES, National average and Metro Manila (25 February 2013)

Retail nominal prices

Country Highlights

Staple food prices in the Philippines have remained largely stable since early 2011.



Week of 25-Feb-13

% change

Food item	Market	Price (PHP/kg)	1 week	1 month	3 months	1 year
Rice (regular milled)*	National av	32.0	0.0%	0.0%	-0.1%	1.0%
Rice (well milled)*	National av	35.3	0.1%	0.2%	0.3%	1.1%
Corn (white)*	National av	19.8	1.7%	0.8%	0.0%	-0.1%
Rice (regular milled)	Metro Manila	30.0	0.0%	0.0%	0.0%	0.0%
Rice (well milled)	Metro Manila	35.0	0.0%	0.0%	0.0%	0.0%

↑increase ↓decrease → stable (+/-5% in a weekly basis), (+/-10 % in a monthly basis), and (+/-25% in an annual basis)

*Most recent price data available from 18- Feb-2013

Policy+

The Department of Agriculture (DA), National Food Authority (NFA) and the Bureau of Customs and rice millers agreed to effectively monitor and stop the entry of smuggled rice into the country, in order to ensure the DA's rice sufficiency programme and protect domestic farmers income (Department of Agriculture, 25 February 2013).

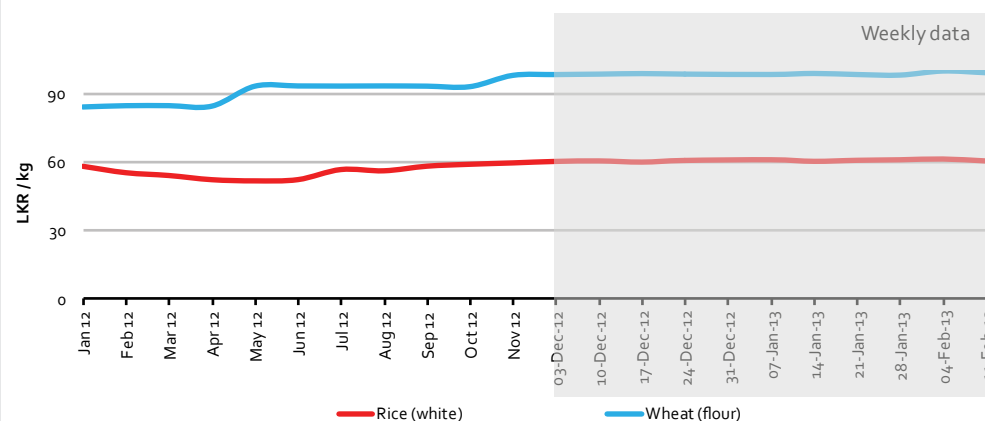


SRI-LANKA, Colombo (11 February 2013)

Retail nominal prices

Country Highlights

Staple food prices in Colombo markets were relatively stable in early February.



10

Week of 11-Feb-13

% change

Food item	Market	Price (LKR/kg)	1 week	1 month	3 months	1 year
Rice (white)	Colombo	60.7	-1.4%	-0.6%	0.7%	10.2%
Wheat flour	Colombo	99.1	-0.7%	0.4%	0.8%	16.9%

↑ Increase ↓ decrease → stable (+/-5% in a weekly basis), (+/-10% in a monthly basis), and (+/-25% in an annual basis)

Policy+

NA



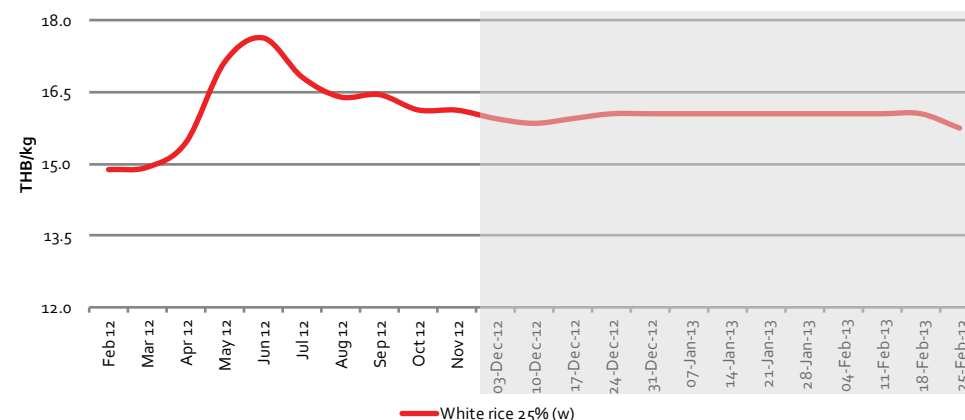
THAILAND, Bangkok (25 February 2013)

Nominal prices

Country Highlights

Overall, staple food prices in Bangkok have remained largely stable over the past week.

- Pork prices were 15 percent above the prices observed three months ago.



Week of 25-Feb-13

% change

Food item	Market	Price (THB/kg)	1 week	1 month	3 months	1 year
White rice 25% (w)	Bangkok	15.8	-1.9%	-1.9%	-1.3%	5.8%
Chicken	Bangkok	62.5	0.0%	-0.8%	-1.6%	-10.7%
Pork tenderloin	Bangkok	137.5	-3.5%	-3.5%	15.8%	16.5%
Soybean oil (Baht/ltr)	Bangkok	55.0	0.0%	0.0%	0.0%	0.0%

↑increase ↓decrease → stable (+/-5% in a weekly basis), (+/-10% in a monthly basis), and (+/-25% in an annual basis)

Retail nominal prices, except for (w), which means wholesale nominal prices.

Policy+

According to a media report, the Ministry of Commerce will request the National Rice Policy Committee to revise downward its rice pledging price from THB 15,000 to 13,000 or 14,000 (from USD 503 to 436 or 470) a tonne for white paddy rice for the second-crop harvest (The Nation, 28 February 2013).



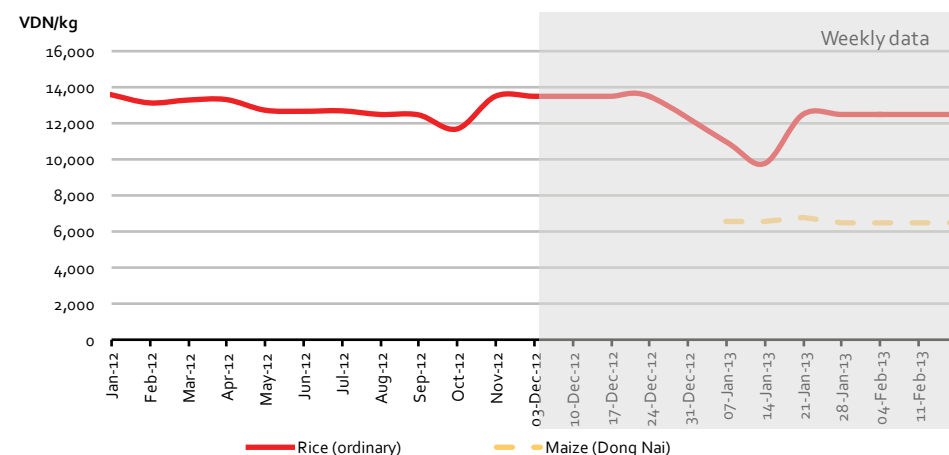
VIET NAM, Hanoi (18 February 2013)

Retail nominal prices

Country Highlights

Overall, staple food prices in Hanoi present diverging trends over the past week.

- Rice prices were 13 percent above the levels observed a month ago.



Week of 18-Feb-13

% change

Food item	Market	Price (VND/kg)	1 week	1 month	3 months	1 year
Rice ordinary	Hanoi	12,500	0.0%	12.6%	-7.4%	-9.2%
Maize	Dong Nai	6,500	-4.4%	na	na	na
Pork	Hanoi	44,000	-2.2%	-2.9%	-19.3%	-32.2%

↑increase ↓decrease → stable (+/- 5% in a weekly basis), (+/- 10 % in a monthly basis), and (+/- 25% in an annual basis)

Policy+

- The "One million tonnes" rice purchasing programme bought rice from farmers at VND 5,350 (USD 0.25) per kilo for temporary storage in Mekong Delta provinces (Agroviets, 27 February 2013).
- The People's Committee (in the Mekong Delta province of Dong Thap, one of the highest productivity localities with an average yield of 7 tonnes per hectare) requested the Government to increase the floor price to purchase rice for stockpiling, in order to ensure 30 percent profit margin for farmers (Talk Viet Nam, 01 March 2013).

Disclaimer and Acknowledgements

The Asia Pacific Weekly Price Monitor is prepared with information from official and non-official sources by the Economic, Social and Policy Assistance Group (ESP).

Conditions can change rapidly and information may not always represent the current food price situation as of the present date. As policy information is based on official and non-official sources, not all of them should be taken as official government position. The designations employed and the presentation of material in this report do not imply the expression of any opinion whatsoever on the part of the Food and Agriculture Organization of the United Nations concerning the legal status of any country, territory, city or area or of its authorities, or concerning the delimitation of its frontiers or boundaries. The support of FAO Country Offices and FAO's Food and Agriculture Policy Decision Analysis (FAPDA) are gratefully acknowledged for their contributions.

To subscribe, please (1) e-mail Listserv@listserv.fao.org, (2) leave the subject blank, and (3) type subscribe "Food-Asia-L"
For further enquiries, please contact AP-Weekly-Price-Monitor@fao.org

I sincerely hope this weekly report is useful and meets your expectations.

*Yours sincerely,
Hiroyuki Konuma
Assistant Director-General and
Regional Representative for Asia and the Pacific*