

FRA 2005 and links to Montreal C&I - the U.S. experience -

presented by
W. Brad Smith
Associate National Program Manager, FIA
US National Correspondent, FRA




U.S. Forest Inventory and Analysis



In the beginning...

we always had Criteria and Indicators,
but the old themes and variables were simpler...



**Monitor
timber
supplies
for
sustainability**



U.S. Forest Inventory and Analysis



Today, more than 150 countries participate in 9 multi-national processes

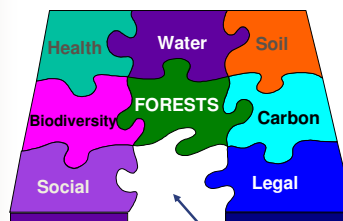
Process	Countries
ITTO	33
MCPFE/Pan European	44
MONTREAL PROCESS	12 <U.S.
TARAPOTO PROPOSAL	8
DRY ZONE AFRICA PROCESS	30
AFRICAN TIMBER ORG. PROCESS	14
NEAR EAST PROCESS	30
LEPATERIQUE PROCESS	7
ASIA DRY FOREST PROCESS	9



U.S. Forest Inventory and Analysis



The new resource puzzle is more much more complex



U.S. Forest Inventory and Analysis



Linking Montreal C&I to FRA Themes

FRA Themes	Montreal Criteria
1a Extent of forest resources	1a
1b Contribution to global carbon cycle	5
2 Biodiversity function	1b,c
3 Forest health and vitality	3
4 Productive function	2
5 Protective function	4
6 Socio-economic function	6



U.S. Forest Inventory and Analysis



We rated the data for each indicator

- Data available nationally, current, and reliable
- Data not consistent nationally, slightly dated, perhaps not measured frequently enough
- Data are:
 - non-existent or inconsistent sources
 - more than 15 years old
 - without consistent data collection



U.S. Forest Inventory and Analysis



FRA 2005 variables and Montreal indicators

FRA 2005 variables

Extent of forests	1y, 3y
Ownership	N/Ay
Designation (Management status)	2y, 4y, 10y, 12y, 19y
Characteristics (Naturalness)	plantationy, othery
Biomass	26y
Carbon Stock	27y
Disturbance of forests	15y, 16y, 17y
Forest tree species	6y
Forest composition	10y
Growing Stock	11y
Primary wood supply	29y, 31y
Value of primary wood supply	29y, 31y
Nonwood forest products supply	14y
Value of nonwood forest products	30y, 32y
Social Functions Sites	35y, 36y, 37y
Employment by primary activities	44y

Montreal indicator and status for U.S.

Results

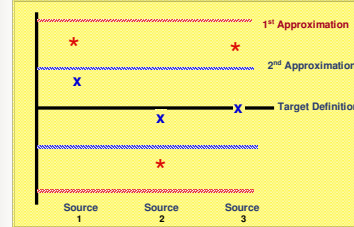
7 good
5 medium
2 poor
2 mixed



U.S. Forest Inventory and Analysis



Refining reported variables



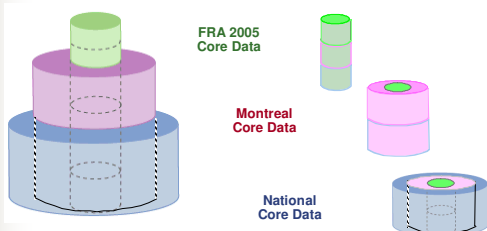
Goal is data as close to the target definition as possible



U.S. Forest Inventory and Analysis



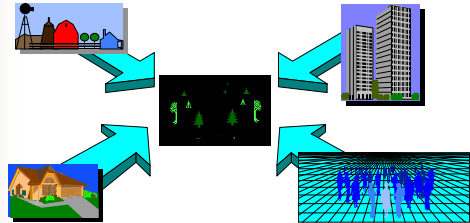
For the U.S. the key to success is core data and common definitions



U.S. Forest Inventory and Analysis



Thank you!



U.S. Forest Inventory and Analysis

