



منظمة الأغذية
والزراعة
للأمم المتحدة

联合国
粮食及
农业组织

Food
and
Agriculture
Organization
of
the
United
Nations

Organisation
des
Nations
Unies
pour
l'alimentation
et
l'agriculture

Продовольственная и
сельскохозяйственная
организация
Объединенных
Наций

Organización
de las
Naciones
Unidas
para la
Agricultura
y la
Alimentación

CONFERENCIA

36.º período de sesiones

Rome, 18 – 23 de noviembre de 2009

Estado de las cuotas a 12 de noviembre de 2009

En este documento se presenta el estado de las contribuciones al Programa ordinario a 12 de noviembre de 2009, que muestra las cuotas corrientes y atrasadas recibidas, con arreglo a lo siguiente:

- Apéndice A: Resumen del estado de las contribuciones al Programa ordinario a 12 de noviembre de 2009;
- Apéndice B: Contribuciones al Programa ordinario a 12 de noviembre de 2009;
- Apéndice C: Estados Miembros con cuotas atrasadas a 12 de noviembre de 2009;
- Apéndice D: Atrasos abonados íntegramente durante el año civil 2009, a 12 de noviembre de 2009;
- Apéndice E: Atrasos pagados en parte durante el año civil 2009, a 12 de noviembre de 2009;
- Apéndice F: Estados Miembros que no han efectuado ningún pago en 2009 a cuenta de los atrasos pendientes, a 12 de noviembre de 2009;
- Apéndice G: Estados Miembros con posibles problemas de derechos de voto a 12 de noviembre de 2009;
- Apéndice H: Calendario de pagos de los 15 mayores contribuyentes;
- Apéndice I: Veinticinco mayores contribuyentes a 12 de noviembre de 2009.

Para minimizar los efectos de los métodos de trabajo de la FAO en el medio ambiente y contribuir a la neutralidad respecto del clima, se ha publicado un número limitado de ejemplares de este documento. Se ruega a los delegados y observadores que lleven a las reuniones sus copias y que no soliciten otras. La mayor parte de los documentos de reunión de la FAO está disponible en Internet, en el sitio www.fao.org

APÉNDICE A

Resumen del estado de las contribuciones al Programa ordinario^{ab}

| | 2009 | 2008 (a efectos de comparación) |
|--------------------------------------------------------------------------|--------------------------------------------------------|--------------------------------------------------------|
| 1. Cantidades pendientes a 1.º de enero | | |
| Cuotas corrientes ^c | 222 749 000,00 USD 185 677 500,00 EUR | 222 749 000,00 USD 185 677 500,00 EUR |
| Cuotas atrasadas ^d | 69 836 551,46 USD 61 606 124,99 EUR | 60 875 717,64 USD 32 842 389,43 EUR |
| Total | 292 585 551,46 USD 247 283 624,99 EUR | 283 624 717,64 USD 218 519 889,43 EUR |
| 2. Sumas recaudadas desde el 1º de enero hasta el 12 de noviembre | | |
| Cuotas corrientes | 159 853 767,21 USD 133 531 052,66 EUR | 156 970 159,34 USD 134 559 360,94 EUR |
| Cuotas atrasadas | 47 799 863,39 USD 57 400 282,28 EUR | 12 060 119,52 USD 5 057 447,24 EUR |
| Total | 207 653 630,60 USD 190 931 334,94 EUR | 169 030 278,86 USD 139 616 808,18 EUR |
| 3. Sumas pendientes a 12 de noviembre | | |
| Cuotas corrientes | 62 895 232,79 USD 52 146 447,34 EUR | 65 778 840,66 USD 51 118 139,06 EUR |
| Cuotas atrasadas | 22 036 688,07 USD 4 205 842,71 EUR | 48 815 598,12 USD 27 784 942,19 EUR |
| Total | 84,931,920.86 USD 56,352,290.05 EUR | 114,594,438.78 USD 78,903,081.25 EUR |

^a En el Apéndice B figuran los detalles completos de las cantidades recibidas durante 2009.

^b Las cuotas atrasadas incluyen las cantidades pagaderas con arreglo a los planes de pago a plazos autorizados por la Conferencia.

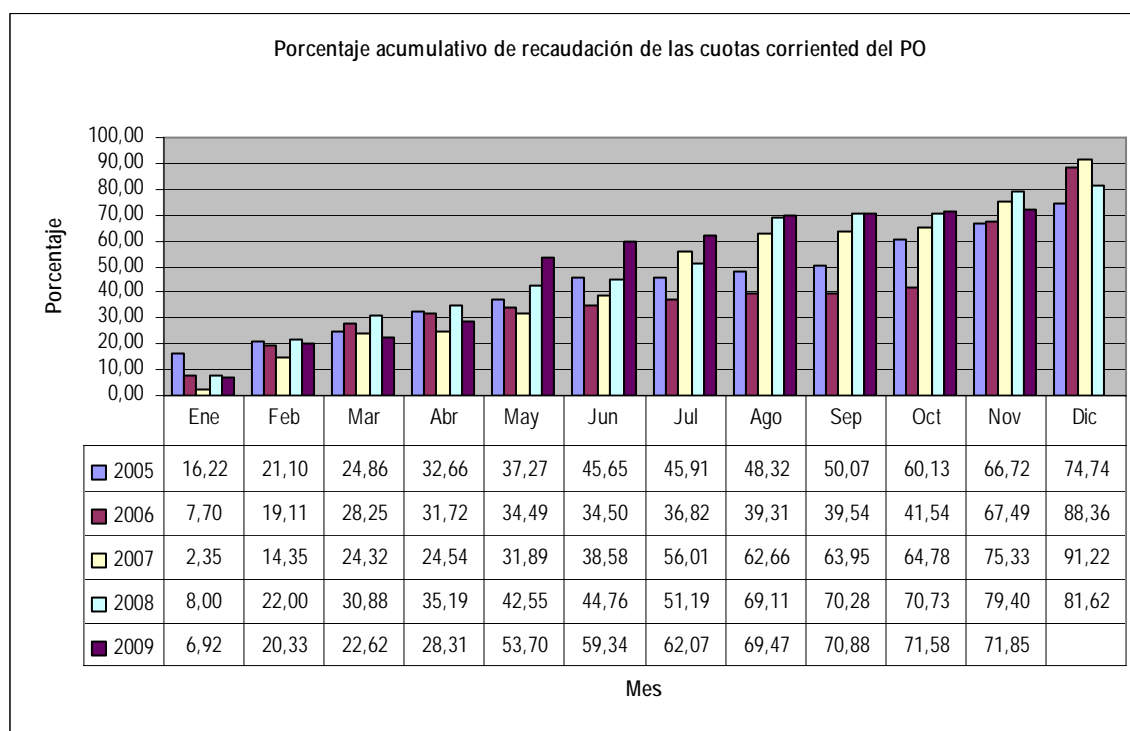
^c De los cuales 5 800 000 dólares EE.UU. corresponden al Fondo de Nivelación de Impuestos para 2009 y 5 800 000 USD para 2008.

^d Las cuotas atrasadas al 1.º de enero incluyen el saldo traspasado del ejercicio anterior más las cuotas de atrasos adeudadas a 1.º de enero, menos los nuevos planes de pagos a plazos aprobados por la Conferencia y las cuotas de los nuevos Miembros, cuando proceda.

| | | |
|-----------------------------------------------------|------------------------------------------------------|-------------------------------------------------------|
| <u>Plazos pagaderos en los próximos años</u> | 2 438 593,11 USD 6 549,44 EUR | 4 051 533,13 USD 9 59,33 EUR |
| <u>Total de cuotas pendientes</u> | 87 370 513,97 USD 56 358 839,49 EUR | 118 645 971,91 USD 78 912 673,58 EUR |

Cuotas corrientes

4. En el cuadro estadístico siguiente se muestra el porcentaje acumulativo de las cuotas corrientes recibidas durante los últimos cinco años.



Las cifras representan la suma de todas las cantidades recibidas, en dólares estadounidenses y en euros. Todas las cifras corresponden a mensualidades completas, excepto para noviembre de 2009, cuya cifra corresponde al día 12 del mes.

5. La situación de las cuotas de 2009 de los Estados Miembros a 12 de noviembre de 2009, en comparación con las de la misma fecha de los cuatro años anteriores, era la siguiente:

Número de Estados Miembros

| | <u>2009</u> <u>USD</u> | <u>2009</u> <u>EUR</u> | <u>2008</u> <u>USD</u> | <u>2008</u> <u>EUR</u> | <u>2007</u> <u>USD</u> | <u>2007</u> <u>EUR</u> | <u>2006</u> <u>USD</u> | <u>2006</u> <u>EUR</u> | <u>2005</u> <u>USD</u> | <u>2005</u> <u>EUR</u> |
|-----------------------------|---------------------------|---------------------------|---------------------------|---------------------------|---------------------------|---------------------------|---------------------------|---------------------------|---------------------------|---------------------------|
| <u>Pagadas íntegramente</u> | 140 | 127 | 137 | 126 | 135 | 123 | 120 | 99 | 115 | 104 |
| Pagadas en parte | 6 | 15 | 8 | 8 | 8 | 14 | 13 | 23 | 13 | 15 |
| Ningún pago | <u>45</u> | <u>49</u> | <u>46</u> | <u>57</u> | <u>45</u> | <u>51</u> | <u>55</u> | <u>66</u> | <u>59</u> | <u>68</u> |
| Total | <u>191</u> | <u>191</u> | <u>191</u> | <u>191</u> | <u>188</u> | <u>188</u> | <u>188</u> | <u>188</u> | <u>187</u> | <u>187</u> |

Cuotas atrasadas

6. A 12 de noviembre de 2009, la situación de los Estados Miembros con cuotas atrasadas era la siguiente:

Número de Estados Miembros

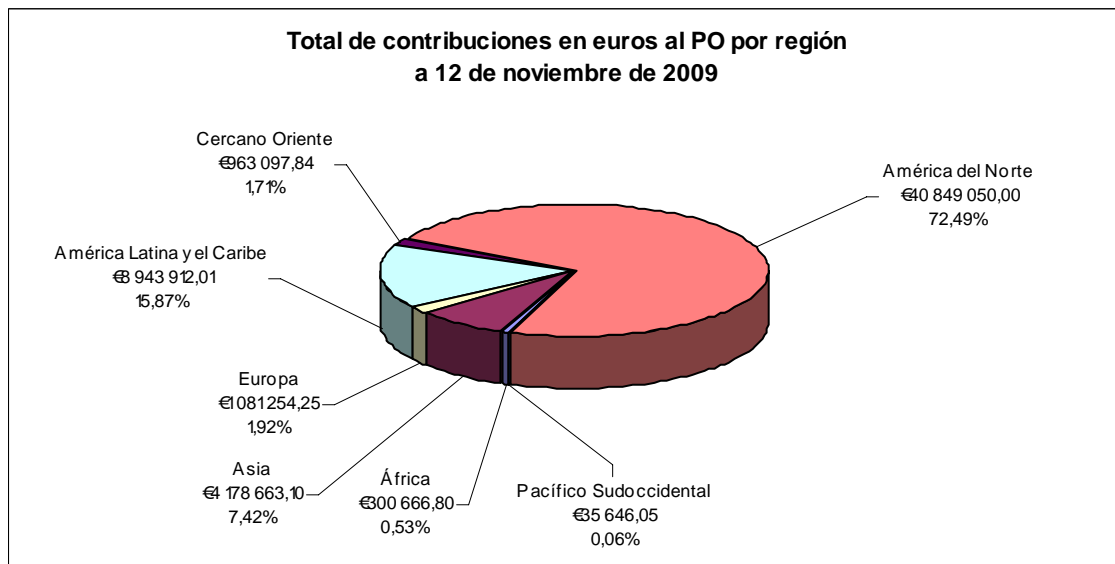
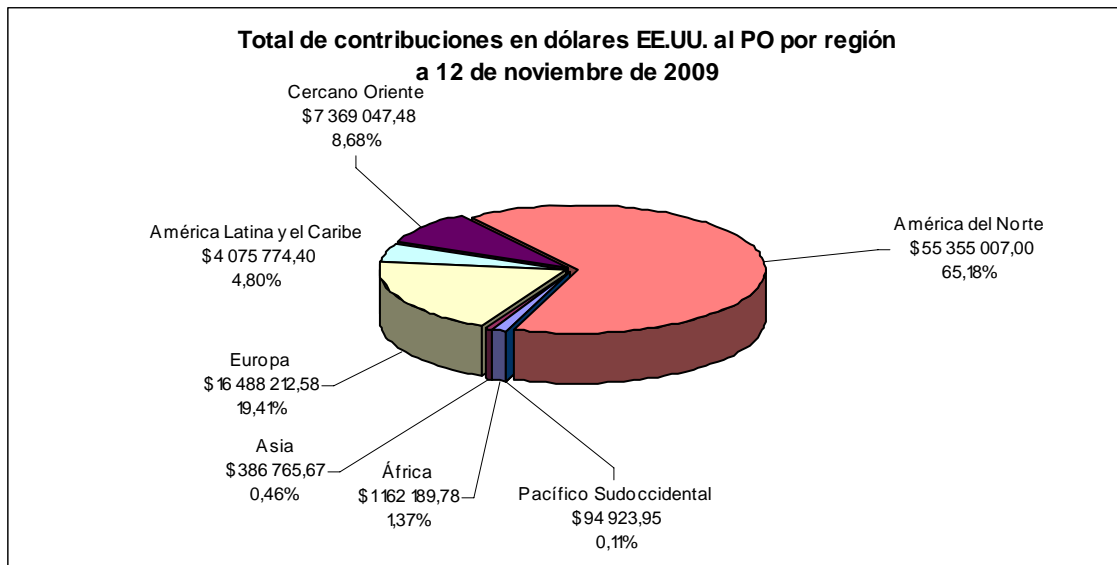
| | | |
|------------------------------------------------------------------|-----------|----|
| Con atrasos al 1° de enero de 2009 | 73 | |
| Atrasos pagados íntegramente (<i>Apéndice D</i>) | | 25 |
| Atrasos pagados en parte (<i>Apéndice E</i>) | | 23 |
| Ningún pago (<i>Apéndice F</i>) | | 25 |
| Con atrasos a 12 de noviembre de 2009 (<i>Apéndice C</i>) | 48 | |

7. Información adicional relativa a los atrasos pendientes a 12 de noviembre de 2009

- Los atrasos a 12 de noviembre ascendían en total a 22 036 688,07 USD y 4 205 842,71 EUR (*Apéndice B* y *Apéndice C*), equivalentes al 5,72 % de las cuotas corrientes.
- Había seis Estados Miembros con atrasos superiores a 1 millón de USD (*Apéndice C*).
- Los atrasos superiores a 1 millón de USD representaban el 79,32 % de los atrasos totales pendientes.
- Había 21 Estados Miembros con atrasos de cantidades tales que ponían en peligro su derecho a voto de conformidad con el Artículo III.4 de la Constitución (*Apéndice G*).

Total de las cuotas pendientes de pago

8. En los siguientes gráficos se muestra la distribución geográfica del total de contribuciones al Programa ordinario pendientes en dólares y en euros a 12 de noviembre de 2009.



Contribuciones al Programa Ordinario
Situación a 12 de noviembre de 2009

| Estados Miembros | Entradas: 1 | | Contribuciones pendientes | | | | Total pendiente | |
|-----------------------------------|--------------------------------------|---------------|--------------------------------|------------|-----------------------------------------|--------------|-----------------|--------------|
| | Anticipos recibidos hasta la fecha 3 | | Relativas a las cuotas de 2009 | | Cuotas atrasadas de 2008 y anteriores 2 | | | |
| | USD | EUR | USD | EUR | USD | EUR | USD | EUR |
| Afganistán | 2,169.49 | 1,856.77 | - | - | - | - | - | - |
| Albania | 13,016.94 | 11,140.65 | - | - | - | - | - | - |
| Alemania | 18,698,834.31 | 16,003,543.73 | - | - | - | - | - | - |
| Andorra | 17,355.92 | 14,854.20 | - | - | - | - | - | - |
| Angola | 6,508.47 | 5,570.33 | - | - | - | - | - | - |
| Antigua y Barbuda | - | - | 4,338.98 | 3,713.55 | 322,763.77 | 21,333.49 | 327,102.75 | 25,047.04 |
| Arabia Saudita | 1,631,456.48 | 1,396,294.80 | - | - | - | - | - | - |
| Argelia | 186,576.14 | 159,682.65 | - | - | - | - | - | - |
| Argentina | 13,092,521.07 | 1,545,230.00 | 709,423.23 | 607,165.43 | 1,721,177.25 | 1,545,231.07 | 2,430,600.48 | 2,152,396.50 |
| Armenia | 79,338.98 | 3,713.55 | - | - | - | - | - | - |
| Australia | 3,896,404.04 | 3,334,767.90 | - | - | - | - | - | - |
| Austria | 1,933,015.59 | 1,654,386.53 | - | - | - | - | - | - |
| Azerbaiyán | 136,529.70 | 9,728.73 | - | - | - | - | - | - |
| Bahamas | 34,711.84 | 29,708.40 | - | - | - | - | - | - |
| Bahrein | 71,593.17 | 61,273.58 | - | - | - | - | - | - |
| Bangladesh | 21,694.90 | 18,567.75 | - | - | - | - | - | - |
| Barbados | 19,525.41 | 16,710.98 | - | - | - | - | - | - |
| Belarús | 43,389.80 | 37,135.50 | - | - | - | - | - | - |
| Bélgica | 2,403,794.92 | 2,057,306.70 | - | - | - | - | - | - |
| Belice | 2,169.49 | 1,856.77 | - | - | - | - | - | - |
| Benin | 2,169.49 | 3,645.99 | - | - | - | - | - | - |
| Bhután | 2,169.49 | 1,856.77 | - | - | - | - | - | - |
| Bolivia (Estado Plurinacional de) | 55,636.29 | - | 13,016.94 | 11,140.65 | 20,070.17 | 12,201.61 | 33,087.11 | 23,342.26 |
| Bosnia y Herzegovina | 13,016.94 | 11,140.65 | - | - | - | - | - | - |
| Botswana | 30,372.86 | - | - | 25,994.85 | - | - | - | 25,994.85 |
| Brasil | 1,909,151.20 | 1,633,962.00 | - | - | - | - | - | - |
| Bulgaria | 43,389.80 | - | 43,389.80 | 37,135.50 | - | - | 43,389.80 | 37,135.50 |
| Burkina Faso | 4,338.98 | 3,713.55 | - | - | - | - | - | - |
| Burundi | 8,392.53 | - | 2,169.49 | 1,856.77 | 21,863.58 | 2,341.58 | 24,033.07 | 4,198.35 |
| Cabo Verde | 6,104.29 | 5,481.35 | - | - | - | - | - | - |
| Camboya | 2,169.49 | 1,856.77 | - | - | - | - | - | - |
| Camerún | 19,525.41 | 16,710.98 | - | - | - | - | - | - |
| Canadá | 6,491,114.08 | 5,555,470.80 | - | - | - | - | - | - |
| Chad | 2,169.49 | 1,856.77 | - | - | - | - | - | - |
| Chile | 351,457.38 | 276,857.22 | - | 23,940.33 | - | 862,219.10 | - | 886,159.43 |
| China | 5,814,233.20 | 4,976,157.00 | - | - | - | - | - | - |
| Chipre | 95,457.56 | 81,698.10 | - | - | - | - | - | - |
| Colombia | 229,965.94 | 1,737.50 | - | 195,080.65 | - | - | - | 195,080.65 |
| Comoras | - | - | 2,169.49 | 1,856.77 | 277,031.63 | 8,881.51 | 279,201.12 | 10,738.28 |
| Congo | 2,169.49 | 1,856.77 | - | - | - | - | - | - |
| Costa Rica | 229,758.52 | 54,373.43 | - | 59,416.80 | - | 184,778.39 | - | 244,195.19 |
| Côte d'Ivoire | - | - | 19,525.41 | 16,710.98 | 19,525.41 | 44,678.22 | 39,050.82 | 61,389.20 |
| Croacia | 108,474.50 | 92,838.75 | - | - | - | - | - | - |
| Cuba | 83,000.00 | - | 117,152.46 | 100,265.85 | 189,499.74 | 182,135.00 | 306,652.20 | 282,400.85 |
| Estados Miembros | Entradas: 1 | | Contribuciones pendientes | | | | Total pendiente | |
| | Anticipos recibidos hasta la fecha 3 | | Relativas a las cuotas de 2009 | | Cuotas atrasadas de 2008 y anteriores 2 | | | |
| | USD | EUR | USD | EUR | USD | EUR | USD | EUR |
| Dinamarca | 1,611,931.07 | 1,379,583.83 | - | - | - | - | - | - |
| Djibouti | - | - | 2,169.49 | 1,856.77 | 2,169.49 | 1,826.77 | 4,338.98 | 3,683.54 |
| Dominica | - | - | 2,169.49 | 1,856.77 | - | 3,624.58 | 2,169.49 | 5,481.35 |

| | | | | | | | | | |
|-------------------------------|---------------|---------------|---------------|---------------|--------------|------------|---------------|---------------|----------|
| Ecuador | 45,559.29 | 43,420.50 | - | - | - | - | - | - | - |
| Egipto | 193,084.61 | 165,252.98 | - | - | - | - | - | - | - |
| El Salvador | 43,389.80 | 34,338.40 | - | 2,797.10 | - | - | - | - | 2,797.10 |
| Emiratos Árabes Unidos | 659,524.96 | 564,459.60 | - | - | - | - | - | - | - |
| Eritrea | 4,338.98 | 3,713.54 | - | - | - | - | - | - | - |
| Eslovaquia | 136,677.87 | 116,976.83 | - | - | - | - | - | - | - |
| Eslovenia | - | 180,107.18 | 210,440.53 | - | - | - | 210,440.53 | - | - |
| España | - | 5,538,759.83 | 6,471,588.67 | - | - | - | 6,471,588.67 | - | - |
| Estados Unidos de América | 22,190,349.00 | 45,917,377.00 | 53,528,780.00 | 40,849,050.00 | 1,826,227.00 | - | 55,355,007.00 | 40,849,050.00 | - |
| Estonia | 34,711.84 | 29,708.40 | - | - | - | - | - | - | - |
| Etiopía | - | - | 6,508.47 | 5,570.33 | - | - | 6,508.47 | 5,570.33 | - |
| Federación de Rusia | 2,616,404.94 | 2,239,270.65 | - | - | - | - | - | - | - |
| Fiji | 6,508.47 | 5,570.33 | - | - | - | - | - | - | - |
| Filipinas | 169,220.22 | 398,419.08 | - | 3,974.00 | - | - | - | - | 3,974.00 |
| Finlandia | 1,230,100.83 | 1,052,791.43 | - | - | - | - | - | - | - |
| Francia | 13,737,210.68 | 11,757,099.30 | - | - | - | - | - | - | - |
| Gabón | - | - | 17,355.92 | 14,854.20 | - | - | 17,355.92 | 14,854.20 | - |
| Gambia | 2,169.49 | 1,856.77 | - | - | - | - | - | - | - |
| Georgia | 26,508.47 | 5,570.33 | - | - | 1,217,323.08 | - | 1,217,323.08 | - | - |
| Ghana | 1,616.72 | 355.88 | 8,677.96 | 7,427.10 | - | - | 8,677.96 | 7,427.10 | - |
| Granada | - | - | 2,169.49 | 1,856.77 | - | - | 2,169.49 | 1,856.77 | - |
| Grecia | 1,299,524.51 | 1,112,208.23 | - | - | - | - | - | - | - |
| Guatemala | 129,477.92 | 16,044.92 | - | 59,416.80 | - | 47,644.94 | - | 107,061.74 | - |
| Guinea | 4,338.98 | 13,687.45 | - | 482.06 | - | - | - | 482.06 | - |
| Guinea Ecuatorial | - | - | 4,338.98 | 3,713.55 | 2,902.81 | 1,307.96 | 7,241.79 | 5,021.51 | - |
| Guinea-Bissau | - | - | 2,169.49 | 1,856.77 | 104,742.25 | 8,881.51 | 106,911.74 | 10,738.28 | - |
| Guyana | 2,169.49 | 773.99 | - | 1,856.77 | - | 1,082.78 | - | 2,939.55 | - |
| Haití | - | - | 4,338.98 | 3,713.55 | 4,338.98 | 5,303.42 | 8,677.96 | 9,016.97 | - |
| Honduras | 10,847.45 | 7,980.15 | - | 1,303.73 | - | - | - | 1,303.73 | - |
| Hungría | 531,525.05 | 454,909.88 | - | - | - | - | - | - | - |
| India | 980,609.48 | 839,262.30 | - | - | - | - | - | - | - |
| Indonesia | 351,457.38 | 300,797.55 | - | - | - | - | - | - | - |
| Irán (República Islámica del) | 688,477.11 | 618,924.88 | 379,995.30 | 336,076.28 | - | - | 379,995.30 | 336,076.28 | - |
| Iraq | 580,155.38 | 78,318.97 | - | - | 4,928,517.30 | 454,206.07 | 4,928,517.30 | 454,206.07 | - |
| Irlanda | 969,762.03 | 829,978.43 | - | - | - | - | - | - | - |
| Islandia | 80,271.13 | 137,401.36 | - | - | - | - | - | - | - |
| Islas Cook | 2,169.49 | 1,856.77 | 2,169.49 | 1,856.77 | - | - | 2,169.49 | 1,856.77 | - |
| Islas Marshall | 2,169.49 | 1,750.46 | - | 106.31 | - | - | - | 106.31 | - |
| Islas Salomón | 13,450.94 | 1,856.77 | - | - | 51,376.14 | 3,489.12 | 51,376.14 | 3,489.12 | - |
| Israel | 913,355.29 | 781,702.28 | - | - | - | - | - | - | - |
| Italia | 11,073,076.96 | 9,476,979.60 | - | - | - | - | - | - | - |
| Jamahiriyá Árabe Libia | 170,931.72 | 230,240.10 | 134,508.38 | - | 73,537.77 | - | 208,046.15 | - | - |
| Jamaica | 7,572.42 | 18,567.75 | 14,122.48 | - | - | - | 14,122.48 | - | - |
| Japón | 36,243,499.94 | 31,019,283.15 | - | - | - | - | - | - | - |
| Jordania | 26,033.88 | 22,281.30 | - | - | - | - | - | - | - |
| Kazajstán | 62,915.21 | 53,846.48 | - | - | - | - | - | - | - |

| Estados Miembros | Entradas: 1 | | Contribuciones pendientes | | | | Total pendiente | |
|----------------------------------------|--------------------------------------|------------|--------------------------------|----------|-----------------------------------------|----------|-----------------|-----------|
| | Anticipos recibidos hasta la fecha 3 | | Relativas a las cuotas de 2009 | | Cuotas atrasadas de 2008 y anteriores 2 | | | |
| | USD | EUR | USD | EUR | USD | EUR | USD | EUR |
| Kenya | 21,694.90 | 18,567.75 | - | - | - | - | - | - |
| Kirguistán | 4,338.98 | 1,706.31 | - | 150.46 | 870,801.26 | 8,881.51 | 870,801.26 | 9,031.97 |
| Kiribati | 2,169.49 | 1,856.77 | - | - | 3,530.62 | - | 3,530.62 | - |
| Kuwait | 397,016.67 | 339,789.83 | - | - | - | - | - | - |
| La ex República Yugoslava de Macedonia | 10,847.45 | 9,283.88 | - | - | - | - | - | - |
| Lesotho | 2,169.49 | 1,856.77 | - | - | - | - | - | - |
| Letonia | 39,050.82 | 33,421.95 | - | - | - | - | - | - |
| Libano | 73,762.66 | 63,130.35 | - | - | - | - | - | - |
| Liberia | 8,927.97 | - | - | 1,856.77 | 291,628.76 | 8,881.51 | 291,628.76 | 10,738.28 |

| | | | | | | | | | |
|----------------------------------------|--------------------------------------|---------------|----------------------------------|--------------|-----------------------------------------|------------|------------------------|--------------|--------------|
| Lituania | 67,254.19 | 57,560.03 | - | - | - | - | - | - | - |
| Luxemburgo | 186,576.14 | 159,682.65 | - | - | - | - | - | - | - |
| Madagascar | 4,338.98 | 48.42 | - | 3,665.13 | - | - | - | - | 3,665.13 |
| Malasia | 414,372.59 | 354,644.03 | - | - | - | - | - | - | - |
| Malawi | 2,169.49 | 1,856.77 | - | - | - | - | - | - | - |
| Maldivas | 2,169.49 | 1,856.77 | - | - | - | - | - | - | - |
| Mali | 2,169.49 | 1,856.77 | - | - | - | - | - | - | - |
| Malta | 36,881.33 | 31,565.18 | - | - | - | - | - | - | - |
| Marruecos | 91,118.58 | 77,984.55 | - | - | - | - | - | - | - |
| Mauricio | 23,864.39 | 20,424.53 | - | - | - | - | - | - | - |
| Mauritania | - | - | 2,169.49 | 1,856.77 | 5,700.11 | 5,392.39 | 7,869.60 | 7,249.16 | 7,249.16 |
| México | 10,103,280.50 | 8,899,068.42 | - | 3,790,849.80 | - | - | - | - | 3,790,849.80 |
| Micronesia (Estados Federados de) | 2,169.49 | 1,748.44 | - | 1,856.77 | - | 3,146.98 | - | - | 5,003.75 |
| Mónaco | 6,508.47 | 5,570.33 | - | - | - | - | - | - | - |
| Mongolia | 2,169.49 | 1,856.77 | - | - | - | - | - | - | - |
| Montenegro | 2,770.85 | 1,856.77 | - | - | 2,009.46 | - | 2,009.46 | - | - |
| Mozambique | 2,169.49 | 650.84 | - | 1,205.93 | - | - | - | - | 1,205.93 |
| Myanmar | 21,694.90 | 20,095.31 | - | - | - | 163.97 | - | - | 163.97 |
| Namibia | 13,016.94 | 11,140.65 | - | - | - | - | - | - | - |
| Nauru | - | - | 2,169.49 | 1,856.77 | 16,342.63 | 8,881.51 | 18,512.12 | 10,738.28 | 10,738.28 |
| Nepal | 6,508.47 | 5,570.33 | - | - | - | - | - | - | - |
| Nicaragua | - | - | 4,338.98 | 3,713.55 | 6,104.29 | 9,573.48 | 10,443.27 | 13,287.03 | 13,287.03 |
| Niger | - | - | 2,169.49 | 1,856.77 | 1,765.31 | - | 3,934.80 | 1,856.77 | 1,856.77 |
| Nigeria | 104,135.52 | 84,355.81 | - | 64,592.08 | 28,488.17 | - | 28,488.17 | 64,592.08 | 64,592.08 |
| Niue | 2,169.49 | 1,856.77 | - | - | - | - | - | - | - |
| Noruega | 1,705,219.14 | 1,459,425.15 | - | - | - | - | - | - | - |
| Nueva Zelandia | 557,558.93 | 477,191.18 | - | - | - | - | - | - | - |
| Omán | 158,372.77 | 135,544.58 | - | - | - | - | - | - | - |
| Países Bajos | 4,082,980.18 | 3,494,450.55 | - | - | - | - | - | - | - |
| Pakistán | 262.41 | 107,109.05 | 127,999.91 | 109,549.73 | - | 2,440.68 | 127,999.91 | 111,990.41 | 111,990.41 |
| Palau | - | - | 2,169.49 | 1,856.77 | 8,488.13 | 8,881.51 | 10,657.62 | 10,738.28 | 10,738.28 |
| Panamá | 49,898.27 | 42,705.83 | - | - | - | - | - | - | - |
| Papua Nueva Guinea | 4,338.98 | 3,713.55 | - | - | - | - | - | - | - |
| Paraguay | - | - | 10,847.45 | 9,283.88 | - | 107,266.59 | 10,847.45 | 116,550.47 | 116,550.47 |
| Perú | 50,000.00 | - | 169,220.22 | 144,828.45 | 223,405.78 | 311,002.12 | 392,626.00 | 455,830.57 | 455,830.57 |
| Polonia | 1,093,422.96 | - | - | 935,814.60 | - | - | - | 935,814.60 | 935,814.60 |
| Portugal | 1,149,829.70 | 984,090.75 | - | - | - | - | - | - | - |
| Qatar | 186,576.14 | 67,098.68 | - | 92,583.97 | - | - | - | 92,583.97 | 92,583.97 |
| Reino Unido | 14,481,345.75 | 12,393,973.13 | - | - | - | - | - | - | - |
| República Árabe Siria | 34,711.84 | 29,708.40 | - | - | - | - | - | - | - |
| Estados Miembros | Entradas: 1 | | Contribuciones pendientes | | | | Total pendiente | | |
| | Anticipos recibidos hasta la fecha 3 | | Relativas a las cuotas de 2009 | | Cuotas atrasadas de 2008 y anteriores 2 | | | | |
| | USD | EUR | USD | EUR | USD | EUR | USD | EUR | |
| República Centroafricana | 216,902.74 | 10,738.28 | - | - | - | - | - | - | - |
| República Checa | 611,796.18 | 523,610.55 | - | - | - | - | - | - | - |
| República de Corea | 9,217,566.56 | - | 258,765.76 | 4,055,196.60 | - | - | 258,765.76 | 4,055,196.60 | 4,055,196.60 |
| República de Moldova | 112,169.49 | 1,856.77 | - | - | - | - | - | - | - |
| República Democrática del Congo | - | - | 6,508.47 | 5,570.33 | 38,522.23 | 30,203.39 | 45,030.70 | 35,773.72 | 35,773.72 |
| República Democrática Popular Lao | 2,169.49 | - | - | 1,856.77 | - | - | - | 1,856.77 | 1,856.77 |
| República Dominicana | 52,189.65 | 43,794.02 | 52,067.76 | 44,562.60 | 96,825.06 | 208,683.86 | 148,892.82 | 253,246.46 | 253,246.46 |
| República Popular Democrática de Corea | 15,186.43 | 25,994.86 | - | - | - | - | - | - | - |
| República Unida de Tanzania | 13,016.94 | 11,140.65 | - | - | - | - | - | - | - |
| Rumania | 151,864.30 | 129,974.25 | - | - | - | - | - | - | - |
| Rwanda | 2,169.49 | 1,856.77 | - | - | - | - | - | - | - |
| Saint Kitts y Nevis | 2,169.49 | 1,856.77 | - | - | - | - | - | - | - |
| Samoa | - | 1,856.77 | 2,169.49 | - | - | - | 2,169.49 | - | - |
| San Marino | 6,508.47 | 5,570.33 | - | - | - | - | - | - | - |
| San Vicente y las Granadinas | 2,169.49 | 3,713.54 | 2,169.49 | - | - | - | 2,169.49 | - | - |

| | | | | | | | | |
|--------------------------------------|--------------------------------------|-------------------------|----------------------------------|------------------------|-----------------------------------------|-----------------------|-------------------------|------------------------|
| Santa Lucía | - | - | 2,169.49 | 1,856.77 | - | - | 2,169.49 | 1,856.77 |
| Santo Tomé y Príncipe | - | - | 2,169.49 | 1,856.77 | 274,252.25 | 8,881.51 | 276,421.74 | 10,738.28 |
| Senegal | 8,677.96 | 534.50 | - | 6,892.60 | - | - | - | 6,892.60 |
| Serbia | 45,559.29 | 38,992.28 | - | - | - | - | - | - |
| Seychelles | 18,947.43 | 4,414.86 | - | - | - | - | - | - |
| Sierra Leona | 85,885.42 | - | 2,169.49 | 1,856.77 | 11,157.16 | 8,881.51 | 13,326.65 | 10,738.28 |
| Somalia | - | - | 2,169.49 | 1,856.77 | 350,156.25 | 8,881.51 | 352,325.74 | 10,738.28 |
| Sri Lanka | 34,711.84 | 29,708.40 | - | - | - | - | - | - |
| Sudáfrica | 633,491.08 | 542,178.30 | - | - | - | - | - | - |
| Sudán | 4,110.98 | 18,567.75 | 17,583.92 | - | - | - | 17,583.92 | - |
| Suecia | 2,334,371.24 | 1,997,889.90 | - | - | - | - | - | - |
| Suiza | 2,651,116.78 | 2,268,979.05 | - | - | - | - | - | - |
| Suriname | 4,338.98 | 3,713.54 | - | - | - | - | - | - |
| Swazilandia | 8,677.96 | 3,713.55 | - | - | - | - | - | - |
| Tailandia | 405,694.63 | 347,216.93 | - | - | - | - | - | - |
| Tayikistán | 9,300.00 | - | 2,169.49 | 1,856.77 | 134,821.56 | 4,459.38 | 136,991.05 | 6,316.15 |
| Timor-Leste | 6,104.29 | - | - | 1,856.77 | - | 3,624.58 | - | 5,481.35 |
| Togo | 2,169.49 | 1,856.77 | - | - | - | - | - | - |
| Tonga | 2,169.49 | 1,856.77 | - | - | - | - | - | - |
| Trinidad y Tabago | 60,576.23 | 50,132.93 | - | - | - | - | - | - |
| Túnez | 67,254.19 | 57,560.03 | - | - | - | 620.63 | - | 620.63 |
| Turkmenistán | - | - | 13,016.94 | 11,140.65 | 457,430.84 | 39,320.93 | 470,447.78 | 50,461.58 |
| Turquía | 815,103.02 | 711,144.83 | 15,811.65 | - | - | - | 15,811.65 | - |
| Tuvalu | - | 1,856.77 | 2,169.49 | - | - | - | 2,169.49 | - |
| Ucrania | - | - | 97,627.05 | 83,554.88 | - | - | 97,627.05 | 83,554.88 |
| Uganda | - | 5,865.66 | 6,508.47 | 181.78 | - | - | 6,508.47 | 181.78 |
| Uruguay | - | 50,132.93 | 58,576.23 | - | - | - | 58,576.23 | - |
| Uzbekistán | 17,355.92 | 14,854.20 | - | - | 24,714.34 | 24,749.27 | 24,714.34 | 24,749.27 |
| Vanuatu | - | - | 2,169.49 | 1,856.77 | 2,169.49 | 1,856.77 | 4,338.98 | 3,713.54 |
| Venezuela (República Bolivariana de) | 110,599.80 | - | 325,467.69 | 373,211.78 | - | - | 325,467.69 | 373,211.78 |
| Viet Nam | 52,067.76 | 44,562.60 | - | - | - | - | - | - |
| Yemen | 16,898.71 | 13,224.71 | - | - | - | - | - | - |
| Yugoslavia | - | - | - | - | 8,405,308.00 | - | 8,405,308.00 | - |
| Zambia | 2,169.49 | 1,856.77 | - | - | - | - | - | - |
| Estados Miembros | Entradas: 1 | | Contribuciones pendientes | | | | Total pendiente | |
| | Anticipos recibidos hasta la fecha 3 | | Relativas a las cuotas de 2009 | | Cuotas atrasadas de 2008 y anteriores 2 | | | |
| | USD | EUR | USD | EUR | USD | EUR | USD | EUR |
| Zimbabwe | 17,355.92 | 14,854.20 | - | - | - | - | - | - |
| Total | \$ 207,653,630.60 | € 190,931,334.94 | \$ 62,895,232.79 | € 52,146,447.34 | \$ 22,036,688.07 | € 4,205,842.71 | \$ 84,931,920.86 | € 56,352,290.05 |

^{1/} De las entradas en dólares, 159 853 767,21 se acreditan a las cuotas asignadas de 2009 y 47 799 863,39 USD a los atrasos. De las entradas en euros, 133 531 052, 66 EUR se acreditan a las cuotas de 2009 y 57 400 282, 28 EUR a los atrasos. pagaderos en 2009

^{3/}Incluyen anticipos atrasados de años anteriores.

Plazos correspondientes a cuotas atrasadas autorizados por la Conferencia - Resumer

| Estados Miembros | Entradas | | Pagos | | | | Total pendiente | |
|-----------------------------------|-------------------|---------------|---------------------|-------------------|-------------------------------|-------------------------------|---------------------|-----------------|
| | | | Pagaderos en 2009 | Pagaderos en 2009 | Pagaderos en años posteriores | Pagaderos en años posteriores | | |
| | USD | EUR | USD | EUR | USD | EUR | USD | EUR |
| Armenia | 75,000.00 | - | - | - | 1,353,298.63 | - | 1,353,298.63 | - |
| Azerbaiyán | 125,682.26 | - | - | - | 502,729.04 | - | 502,729.04 | - |
| Bolivia (Estado Plurinacional de) | - | - | 20,070.17 | - | - | - | 20,070.17 | - |
| Burundi | 8,392.53 | - | 21,863.58 | 2,341.58 | 30,256.11 | 2,341.58 | 52,119.69 | 4,683.16 |
| Georgia | 20,000.00 | - | 1,217,323.08 | - | - | - | 1,217,323.08 | - |
| República de Moldova | 110,000.00 | - | - | - | 464,658.63 | - | 464,658.63 | - |
| Seychelles | 14,608.45 | 701.31 | - | - | 87,650.70 | 4,207.86 | 87,650.70 | 4,207.86 |
| Total | 353,683.24 | 701.31 | 1,259,256.83 | 2,341.58 | 2,438,593.11 | 6,549.44 | 3,697,849.94 | 8,891.02 |

Estados Miembros con cuotas atrasadas a 12 de noviembre de 2009

| | Estados Miembros | Atrasos pendientes | | | | | Total atrasos |
|----|-----------------------------------------------|------------------------|----------------------|-----------------------------------|---------------------|-------------------------|-----------------------------------|
| | | 2008 | 2007 | 2006 | 2005 | Años anteriores | |
| 1 | Argentina | | | \$ 1,721,177.25 € 1,545,231.07 | | | \$ 1,721,177.25 € 1,545,231.07 |
| 2 | Chile | € 300,797.55 | € 403,059.54 | € 158,362.01 | | | \$ - € 862,219.10 |
| 3 | Georgia | \$ 1,217,323.08 | | | | | \$ 1,217,323.08 € - |
| 4 | Iraq | | | | \$ 6,610.79 | \$ 4,921,906.51 | \$ 4,928,517.30 |
| 5 | Estados Unidos de América | € 27,851.63 | | | € 238,410.89 | € 187,943.55 | € 454,206.07 |
| 6 | Yugoslavia | | | | \$ 71,032.00 | \$ 1,755,195.00 | \$ 1,826,227.00 |
| | | | | | | € - | € - |
| | Atrasos superiores a 1 000 000 USD | \$ 1,217,323.08 | \$ - | \$ 1,721,177.25 | \$ 77,642.79 | \$ 15,082,409.51 | \$ 18,098,552.63 |
| | | € 328,649.18 | € 403,059.54 | € 1,703,593.08 | € 238,410.89 | € 187,943.55 | € 2,861,656.24 |
| 7 | Antigua y Barbuda | \$ 4,338.98 | \$ 5,295.93 | \$ 5,295.93 | \$ 3,404.95 | \$ 304,427.98 | \$ 322,763.77 |
| | | € 3,713.55 | € 5,303.42 | € 5,303.42 | € 3,506.55 | € 3,506.55 | € 21,333.49 |
| 8 | Comoras | \$ 2,169.49 | \$ 1,765.31 | \$ 1,765.31 | \$ 1,694.01 | \$ 269,637.51 | \$ 277,031.63 |
| | | € 1,856.77 | € 1,767.81 | € 1,767.81 | € 1,744.56 | € 1,744.56 | € 8,881.51 |
| 9 | Cuba | \$ 117,152.46 | \$ 72,347.28 | | | | \$ 189,499.74 |
| | | € 100,265.85 | € 77,783.42 | € 4,085.73 | | | € 182,135.00 |
| 10 | República Dominicana | \$ 52,067.76 | \$ 44,757.30 | | | | \$ 96,825.06 |
| | | € 44,562.60 | € 63,640.98 | € 63,640.98 | € 36,839.30 | | € 208,683.86 |
| 11 | Kirguistán | \$ 1,765.31 | \$ 1,765.31 | \$ 1,765.31 | \$ 1,694.01 | \$ 865,576.63 | \$ 870,801.26 |
| | | € 1,856.77 | € 1,767.81 | € 1,767.81 | € 1,744.56 | € 1,744.56 | € 8,881.51 |
| 12 | Liberia | | | | | \$ 291,628.76 | \$ 291,628.76 |
| | | € 1,856.77 | € 1,767.81 | € 1,767.81 | € 1,744.56 | € 1,744.56 | € 8,881.51 |
| 13 | Perú | \$ 169,220.22 | \$ 54,185.56 | | | | \$ 223,405.78 |
| | | € 144,828.45 | € 166,173.67 | | | | € 311,002.12 |
| 14 | Santo Tomé y Príncipe | \$ 2,169.49 | \$ 1,765.31 | \$ 1,765.31 | \$ 1,694.01 | \$ 266,858.13 | \$ 274,252.25 |
| | | € 1,856.77 | € 1,767.81 | € 1,767.81 | € 1,744.56 | € 1,744.56 | € 8,881.51 |
| 15 | Somalia | \$ 2,169.49 | \$ 1,765.31 | \$ 1,765.31 | \$ 1,694.01 | \$ 342,762.13 | \$ 350,156.25 |
| | | € 1,856.77 | € 1,767.81 | € 1,767.81 | € 1,744.56 | € 1,744.56 | € 8,881.51 |
| 16 | Turkmenistán | \$ 13,016.94 | \$ 8,826.55 | \$ 8,826.55 | \$ 5,098.95 | \$ 421,661.85 | \$ 457,430.84 |
| | | € 11,140.65 | € 8,839.03 | € 8,839.03 | € 5,251.11 | € 5,251.11 | € 39,320.93 |
| | Atrasos de 250 000 USD a 1 000 000 USD | \$ 362,304.83 | \$ 192,473.86 | \$ 21,183.72 | \$ 15,279.94 | \$ 2,762,552.99 | \$ 3,353,795.34 |
| | | € 313,794.95 | € 330,579.57 | € 90,708.21 | € 54,319.76 | € 17,480.46 | € 806,882.95 |
| | Estados Miembros | Atrasos pendientes | | | | | Total atrasos |
| | | 2008 | 2007 | 2006 | 2005 | Prior | |
| 17 | Bolivia (Estado Plurinacional de) | \$ 20,070.17 | | | | | \$ 20,070.17 |
| | | € 11,140.65 | | | € 1,060.96 | | € 12,201.61 |
| 18 | Burundi | \$ 21,863.58 | | | | | \$ 21,863.58 |
| | | € 2,341.58 | | | | | € 2,341.58 |
| 19 | Costa Rica | | | | | | \$ - |
| | | € 59,416.80 | € 54,801.96 | € 54,801.96 | € 15,757.67 | | € 184,778.39 |
| 20 | Côte d'Ivoire | \$ 19,525.41 | | | | | \$ 19,525.41 |
| | | € 16,710.98 | € 17,678.05 | € 10,289.19 | | | € 44,678.22 |
| 21 | República Democrática del Congo | \$ 6,508.47 | \$ 5,295.93 | \$ 5,295.93 | \$ 6,809.90 | \$ 14,612.00 | \$ 38,522.23 |
| | | € 5,570.33 | € 5,303.42 | € 5,303.42 | € 7,013.11 | € 7,013.11 | € 30,203.39 |
| 22 | Djibouti | \$ 2,169.49 | | | | | \$ 2,169.49 |

Estados Miembros con cuotas atrasadas a 12 de noviembre de 2009

| | Estados Miembros | Atrasos pendientes | | | | | Total atrasos |
|----|-----------------------------------|--------------------|--------------|-------------|-------------|-----------------|---------------|
| | | 2008 | 2007 | 2006 | 2005 | Años anteriores | |
| 23 | Dominica | € 1,826.77 | | | | | € 1,826.77 |
| 24 | Guinea Ecuatorial | € 1,856.77 | € 1,767.81 | | | | \$ - |
| | | \$ 2,902.81 | | | | | € 3,624.58 |
| | | € 1,307.96 | | | | | \$ 2,902.81 |
| 25 | Guatemala | | | | | | € 1,307.96 |
| | | \$ - | | | | | \$ - |
| | | € 47,644.94 | | | | | € 47,644.94 |
| 26 | Guinea-Bissau | \$ 2,169.49 | \$ 1,765.31 | \$ 1,765.31 | \$ 1,694.01 | \$ 97,348.13 | \$ 104,742.25 |
| | | € 1,856.77 | € 1,767.81 | € 1,767.81 | € 1,744.56 | € 1,744.56 | € 8,881.51 |
| 27 | Guyana | | | | | | \$ - |
| | | € 1,082.78 | | | | | € 1,082.78 |
| 28 | Haití | \$ 4,338.98 | | | | | \$ 4,338.98 |
| | | | € 5,303.42 | | | | € 5,303.42 |
| 29 | Kiribati | | \$ 1,765.31 | \$ 1,765.31 | | | \$ 5,303.42 |
| | | | | | | | € 3,530.62 |
| 30 | Jamahiriya Árabe Libia | | \$ 73,537.77 | | | | € 73,537.77 |
| | | | | | | | \$ - |
| 31 | Mauritania | \$ 2,169.49 | \$ 1,765.31 | \$ 1,765.31 | | | \$ 5,700.11 |
| | | € 1,856.77 | € 1,767.81 | € 1,767.81 | | | € 5,392.39 |
| 32 | Micronesia (Estados Federados de) | | | | | | \$ - |
| | | € 1,856.77 | € 1,290.21 | | | | € 3,146.98 |
| 33 | Montenegro | \$ 2,009.46 | | | | | \$ 2,009.46 |
| | | | | | | | € - |
| 34 | Myanmar | | | | | | \$ - |
| | | € 163.97 | | | | | € 163.97 |
| 35 | Nauru | \$ 2,169.49 | \$ 1,765.31 | \$ 1,765.31 | \$ 1,694.01 | \$ 8,948.51 | \$ 16,342.63 |
| | | € 1,856.77 | € 1,767.81 | € 1,767.81 | € 1,744.56 | € 1,744.56 | € 8,881.51 |
| 36 | Nicaragua | \$ 4,338.98 | \$ 1,765.31 | | | | € 6,104.29 |
| | | € 3,713.55 | € 1,767.81 | € 1,767.81 | € 1,744.56 | € 579.75 | € 9,573.48 |
| 37 | Níger | | \$ 1,765.31 | | | | \$ 1,765.31 |
| | | | | | | | € - |
| 38 | Nigeria | \$ 28,488.17 | | | | | \$ 28,488.17 |
| | | | | | | | € - |
| 39 | Pakistán | | | | | | \$ - |
| | | € 2,440.68 | | | | | € 2,440.68 |
| 40 | Palau | \$ 2,169.49 | \$ 1,765.31 | \$ 1,765.31 | \$ 1,694.01 | \$ 1,094.01 | \$ 8,488.13 |
| | | € 1,856.77 | € 1,767.81 | € 1,767.81 | € 1,744.56 | € 1,744.56 | € 8,881.51 |
| | Estados Miembros | Atrasos pendientes | | | | | Total atrasos |
| | | 2008 | 2007 | 2006 | 2005 | Prior | |
| 41 | Paraguay | | | | | | \$ - |
| | | € 9,283.88 | € 21,213.66 | € 21,213.66 | € 28,052.44 | € 27,502.95 | € 107,266.59 |
| 42 | Sierra Leona | \$ 2,169.49 | \$ 1,765.31 | \$ 1,765.31 | \$ 1,694.01 | \$ 3,763.04 | \$ 11,157.16 |
| | | € 1,856.77 | € 1,767.81 | € 1,767.81 | € 1,744.56 | € 1,744.56 | € 8,881.51 |
| 43 | Islas Salomón | | | | \$ 1,694.01 | \$ 49,682.13 | \$ 51,376.14 |
| | | | | | € 1,744.56 | € 1,744.56 | € 3,489.12 |
| 44 | Tayikistán | \$ 2,169.49 | | | | \$ 132,652.07 | \$ 134,821.56 |
| | | € 1,856.77 | € 1,767.81 | € 834.80 | | | € 4,459.38 |
| 45 | Timor-Leste | | | | | | \$ - |
| | | € 1,856.77 | € 1,767.81 | | | | € 3,624.58 |
| 46 | Túnez | | | | | | \$ - |
| | | € 620.63 | | | | | € 620.63 |
| 47 | Uzbekistán | | \$ 24,714.34 | | | | \$ 24,714.34 |
| | | | € 24,749.27 | | | | € 24,749.27 |
| 48 | Vanuatu | \$ 2,169.49 | | | | | \$ 2,169.49 |
| | | € 1,856.77 | | | | | € 1,856.77 |

Estados Miembros con cuotas atrasadas a 12 de noviembre de 2009

| Estados Miembros | Atrasos pendientes | | | | | Total atrasos |
|-------------------------------------|--------------------|---------------|-----------------|---------------|------------------|------------------|
| | 2008 | 2007 | 2006 | 2005 | Años anteriores | |
| Atrasos inferiores a 250 000 USD | \$ 127,401.95 | \$ 117,670.52 | \$ 15,887.79 | \$ 15,279.95 | \$ 308,099.89 | \$ 584,340.10 |
| | € 181,833.20 | € 146,250.28 | € 103,049.89 | € 62,351.54 | € 43,818.61 | € 537,303.52 |
| Total de todos los Estados Miembros | \$ 1,707,029.86 | \$ 310,144.38 | \$ 1,758,248.76 | \$ 108,202.68 | \$ 18,153,062.39 | \$ 22,036,688.07 |
| | € 824,277.33 | € 879,889.39 | € 1,897,351.18 | € 355,082.19 | € 249,242.62 | € 4,205,842.71 |

Atrasos pagados íntegramente durante el año civil 2009, a 12 de noviembre de 2009

| Nº | Estados Miembros | Atrasos pagados en USD | Atrasos pagados en EUR |
|--------------------------------------------|----------------------------------------|-------------------------|------------------------|
| 1 | Armenia | \$ 75,000.00 | € - |
| 2 | Azerbaiyán | \$ 125,682.25 | € 444.85 |
| 3 | Benin | \$ - | € 1,789.22 |
| 4 | Bulgaria | \$ 43,389.80 | € - |
| 5 | Cabo Verde | \$ 3,934.80 | € 3,624.58 |
| 6 | República Centroafricana | \$ 214,733.25 | € 8,881.51 |
| 7 | Islas Cook | \$ 2,169.49 | € 1,856.77 |
| 8 | República Popular Democrática de Corea | \$ - | € 12,997.43 |
| 9 | Ecuador | \$ - | € 4,428.22 |
| 10 | Eritrea | \$ 2,169.49 | € 1,856.77 |
| 11 | Ghana | \$ 1,616.72 | € 355.88 |
| 12 | Guinea | \$ 2,169.49 | € 12,312.74 |
| 13 | Islandia | \$ - | € 68,700.68 |
| 14 | Irán (República Islámica del) | \$ 675,794.72 | € 618,924.88 |
| 15 | México | \$ 5,182,877.18 | € 8,478,752.52 |
| 16 | República de Moldova | \$ 110,000.00 | € - |
| 17 | Filipinas | \$ - | € 257,564.63 |
| 18 | República de Corea | \$ 4,738,166.16 | € - |
| 19 | Seychelles | \$ 14,608.45 | € 701.31 |
| 20 | San Vicente y las Granadinas | \$ 2,169.49 | € 1,856.77 |
| 21 | Suriname | \$ 2,169.49 | € 1,856.77 |
| 22 | Swazilandia | \$ 4,338.98 | € - |
| 23 | Trinidad y Tabago | \$ 2,000.00 | € - |
| 24 | Uganda | \$ - | € 477.11 |
| 25 | Yemen | \$ 1,712.28 | € 227.28 |
| Total de todos los Estados Miembros | | \$ 11,204,702.04 | € 9,477,609.92 |

Atrasos pagados en parte durante el año civil 2009, a 12 de noviembre de 2009

| Nº | Estados Miembros | Atrasos pagados en USD | Atrasos pagados en EUR | Saldo restante en USD | Saldo restante en EUR |
|--------------------------------------------|-----------------------------------|-------------------------|------------------------|-------------------------|-----------------------|
| 1 | Argentina | \$ 13,092,521.07 | € 1,545,230.00 | \$ 1,721,177.25 | € 1,545,231.07 |
| 2 | Bolivia (Estado Plurinacional de) | \$ 55,636.29 | € - | \$ 20,070.17 | € 12,201.61 |
| 3 | Burundi | \$ 8,392.53 | € - | \$ 21,863.58 | € 2,341.58 |
| 4 | Costa Rica | \$ 160,334.84 | € 54,373.43 | \$ - | € 184,778.39 |
| 5 | Cuba | \$ 83,000.00 | € - | \$ 189,499.74 | € 182,135.00 |
| 6 | República Dominicana | \$ 52,189.65 | € 43,794.02 | \$ 96,825.06 | € 208,683.86 |
| 7 | Georgia | \$ 20,000.00 | € - | \$ 1,217,323.08 | € - |
| 8 | Guatemala | \$ 60,054.24 | € 16,044.92 | \$ - | € 47,644.94 |
| 9 | Guyana | \$ - | € 773.99 | \$ - | € 1,082.78 |
| 10 | Iraq | \$ 547,613.03 | € 50,467.34 | \$ 4,928,517.30 | € 454,206.07 |
| 11 | Kirguistán | \$ 2,169.49 | € - | \$ 870,801.26 | € 8,881.51 |
| 12 | Liberia | \$ 6,758.48 | € - | \$ 291,628.76 | € 8,881.51 |
| 13 | Jamahiriyá Árabe Libia | \$ 170,931.72 | € 115,120.05 | \$ 73,537.77 | € - |
| 14 | Micronesia (Estados Federados de) | \$ - | € 1,748.44 | \$ - | € 3,146.98 |
| 15 | Montenegro | \$ 601.36 | € - | \$ 2,009.46 | € - |
| 16 | Myanmar | \$ 10,847.45 | € 10,811.43 | \$ - | € 163.97 |
| 17 | Nigeria | \$ - | € 59,822.69 | \$ 28,488.17 | € - |
| 18 | Pakistán | \$ 262.41 | € 107,109.05 | \$ - | € 2,440.68 |
| 19 | Perú | \$ 50,000.00 | € - | \$ 223,405.78 | € 311,002.12 |
| 20 | Sierra Leona | \$ 85,885.42 | € - | \$ 11,157.16 | € 8,881.51 |
| 21 | Tayikistán | \$ 9,300.00 | € - | \$ 134,821.56 | € 4,459.38 |
| 22 | Timor-Leste | \$ 3,934.80 | € - | \$ - | € 3,624.58 |
| 23 | Estados Unidos de América | \$ 22,190,349.00 | € 45,917,377.00 | \$ 1,826,227.00 | € - |
| Total de todos los Estados Miembros | | \$ 36,610,781.78 | € 47,922,672.36 | \$ 11,657,353.10 | € 2,989,787.54 |

Estados Miembros que no han efectuado ningún pago en 2009 a cuenta de los atrasos pendientes, a 12 de noviembre de 2009

| Nº | Estados Miembros | Atrasos pendientes | | | | | Total atrasos |
|--------------------------------------------|---------------------------------|-----------------------------|-----------------------------|---------------------------|---------------------------|-----------------------------|------------------------------|
| | | 2008 | 2007 | 2006 | 2005 | Años anteriores | |
| 1 | Antigua y Barbuda | \$ 4,338.98 € 3,713.55 | \$ 5,295.93 € 5,303.42 | \$ 5,295.93 € 5,303.42 | \$ 3,404.95 € 3,506.55 | \$ 304,427.98 € 3,506.55 | \$ 322,763.77 € 21,333.49 |
| 2 | Chile | € 300,797.55 | € 403,059.54 | € 158,362.01 | | | € 862,219.10 |
| 3 | Comoras | \$ 2,169.49 € 1,856.77 | \$ 1,765.31 € 1,767.81 | \$ 1,765.31 € 1,767.81 | \$ 1,694.01 € 1,744.56 | \$ 269,637.51 € 1,744.56 | \$ 277,031.63 € 8,881.51 |
| 4 | Côte d'Ivoire | \$ 19,525.41 € 16,710.98 | € 17,678.05 | € 10,289.19 | | | \$ 19,525.41 € 44,678.22 |
| 5 | República Democrática del Congo | \$ 6,508.47 € 5,570.33 | \$ 5,295.93 € 5,303.42 | \$ 5,295.93 € 5,303.42 | \$ 6,809.90 € 7,013.11 | \$ 14,612.00 € 7,013.11 | \$ 38,522.23 € 30,203.39 |
| 6 | Djibouti | \$ 2,169.49 € 1,826.77 | | | | | \$ 2,169.49 € 1,826.77 |
| 7 | Dominica | € 1,856.77 | € 1,767.81 | | | | € 3,624.58 |
| 8 | Guinea Ecuatorial | \$ 2,902.81 € 1,307.96 | | | | | \$ 2,902.81 € 1,307.96 |
| 9 | Guinea-Bissau | \$ 2,169.49 € 1,856.77 | \$ 1,765.31 € 1,767.81 | \$ 1,765.31 € 1,767.81 | \$ 1,694.01 € 1,744.56 | \$ 97,348.13 € 1,744.56 | \$ 104,742.25 € 8,881.51 |
| 10 | Haití | \$ 4,338.98 | € 5,303.42 | | | | \$ 4,338.98 € 5,303.42 |
| 11 | Kiribati | | \$ 1,765.31 | \$ 1,765.31 | | | \$ 3,530.62 |
| 12 | Mauritania | \$ 2,169.49 € 1,856.77 | \$ 1,765.31 € 1,767.81 | \$ 1,765.31 € 1,767.81 | | | \$ 5,700.11 € 5,392.39 |
| 13 | Nauru | \$ 2,169.49 € 1,856.77 | \$ 1,765.31 € 1,767.81 | \$ 1,765.31 € 1,767.81 | \$ 1,694.01 € 1,744.56 | \$ 8,948.51 € 1,744.56 | \$ 16,342.63 € 8,881.51 |
| 14 | Nicaragua | \$ 4,338.98 € 3,713.55 | \$ 1,765.31 € 1,767.81 | \$ 1,765.31 € 1,767.81 | \$ 1,694.01 € 1,744.56 | \$ 6,104.29 € 579.75 | \$ 6,104.29 € 9,573.48 |
| 15 | Níger | | \$ 1,765.31 | | | | \$ 1,765.31 |
| 16 | Palau | \$ 2,169.49 € 1,856.77 | \$ 1,765.31 € 1,767.81 | \$ 1,765.31 € 1,767.81 | \$ 1,694.01 € 1,744.56 | \$ 1,094.01 € 1,744.56 | \$ 8,488.13 € 8,881.51 |
| 17 | Paraguay | | € 9,283.88 | € 21,213.66 | € 28,052.44 | € 27,502.95 | € 107,266.59 |
| 18 | Santo Tomé y Príncipe | \$ 2,169.49 € 1,856.77 | \$ 1,765.31 € 1,767.81 | \$ 1,765.31 € 1,767.81 | \$ 1,694.01 € 1,744.56 | \$ 266,858.13 € 1,744.56 | \$ 274,252.25 € 8,881.51 |
| 19 | Islas Salomón | | | | \$ 1,694.01 € 1,744.56 | \$ 49,682.13 € 1,744.56 | \$ 51,376.14 € 3,489.12 |
| 20 | Somalia | \$ 2,169.49 € 1,856.77 | \$ 1,765.31 € 1,767.81 | \$ 1,765.31 € 1,767.81 | \$ 1,694.01 € 1,744.56 | \$ 342,762.13 € 1,744.56 | \$ 350,156.25 € 8,881.51 |
| 21 | Túnez | € 620.63 | | | | | € 620.63 |
| 22 | Turkmenistán | \$ 13,016.94 € 11,140.65 | \$ 8,826.55 € 8,839.03 | \$ 8,826.55 € 8,839.03 | \$ 5,098.95 € 5,251.11 | \$ 421,661.85 € 5,251.11 | \$ 457,430.84 € 39,320.93 |
| 23 | Uzbekistán | | \$ 24,714.34 € 24,749.27 | | | | \$ 24,714.34 € 24,749.27 |
| 24 | Vanuatu | \$ 2,169.49 € 1,856.77 | | | | | \$ 2,169.49 € 1,856.77 |
| 25 | Yugoslavia | | | | | \$ 8,405,308.00 | \$ 8,405,308.00 |
| Total de todos los Estados Miembros | | \$ 72,326.49 | \$ 60,020.54 | \$ 31,775.58 | \$ 25,477.86 | \$ 9,915,482.25 | \$ 10,379,334.97 |

Estados Miembros que no han efectuado ningún pago en 2009 a cuenta de los atrasos pendientes, a 12 de noviembre de 2009

| Nº | Estados Miembros | Atrasos pendientes | | | | | Total atrasos |
|----|------------------|--------------------|--------------|--------------|-------------|-----------------|----------------|
| | | 2008 | 2007 | 2006 | 2005 | Años anteriores | |
| | | € 371,396.78 | € 507,360.10 | € 223,453.21 | € 57,779.69 | € 56,065.39 | € 1,216,055.17 |

Estados Miembros con posibles problemas de derechos de voto a 12 de noviembre de 2009

| Estados Miembros | Importe atrasado en USD | Importe atrasado en EUR | Atrasos en EUR convertidos a USD al tipo de cambio del presupuesto | Importe total de los atrasos expresado en USD | Contribuciones adeudadas de los dos años precedentes en USD | Contribuciones adeudadas de los dos años precedentes en EUR | Importe total de las contribuciones adeudadas de los dos años precedentes | Cuotas en EUR convertidas a USD al tipo de cambio del presupuesto | Pago mínimo necesario en USD para asegurar el voto |
|-----------------------------------|-------------------------|-------------------------|--------------------------------------------------------------------|-----------------------------------------------|-------------------------------------------------------------|-------------------------------------------------------------|---------------------------------------------------------------------------|-------------------------------------------------------------------|----------------------------------------------------|
| 1 Antigua y Barbuda | \$ 322,763.77 | € 21,333.49 | \$ 26,018.16 | \$ 348,781.93 | \$ 9,634.91 | € 9,016.97 | \$ 11,361.49 | \$ 20,996.40 | \$ 327,786.52 |
| 2 Burundi | \$ 21,863.58 | € 2,341.58 | \$ 3,184.55 | \$ 25,048.13 | \$ 3,934.80 | € 3,624.58 | \$ 4,628.90 | \$ 8,563.70 | \$ 16,485.43 |
| 3 Comoras | \$ 277,031.63 | € 8,881.51 | \$ 10,884.65 | \$ 287,916.28 | \$ 3,934.80 | € 3,624.58 | \$ 4,628.90 | \$ 8,563.70 | \$ 279,353.58 |
| 4 República Democrática del Congo | \$ 38,522.23 | € 30,203.39 | \$ 36,888.99 | \$ 75,411.22 | \$ 11,804.40 | € 10,873.75 | \$ 13,886.71 | \$ 25,691.11 | \$ 49,721.11 |
| 5 República Dominicana | \$ 96,825.06 | € 208,683.86 | \$ 255,909.44 | \$ 352,734.50 | \$ 115,618.92 | € 108,203.58 | \$ 136,337.90 | \$ 251,956.82 | \$ 100,778.67 |
| 6 Guinea | \$ 1,217,323.08 | € - | \$ - | \$ 1,217,323.08 | \$ 11,804.40 | € 10,873.75 | \$ 13,886.71 | \$ 25,691.11 | \$ 1,191,632.97 |
| 7 Guinea-Bissau | \$ 104,742.25 | € 8,881.51 | \$ 10,884.65 | \$ 115,626.90 | \$ 3,934.80 | € 3,624.58 | \$ 4,628.90 | \$ 8,563.70 | \$ 107,064.20 |
| 8 Iraq | \$ 4,928,517.30 | € 454,206.07 | \$ 545,240.00 | \$ 5,473,757.30 | \$ 60,787.31 | € 56,136.51 | \$ 71,537.22 | \$ 132,324.53 | \$ 5,341,433.77 |
| 9 Kirguistán | \$ 870,801.26 | € 8,881.51 | \$ 10,884.65 | \$ 881,685.91 | \$ 3,934.80 | € 3,624.58 | \$ 4,628.90 | \$ 8,563.70 | \$ 873,123.21 |
| 10 Liberia | \$ 291,628.76 | € 8,881.51 | \$ 10,884.65 | \$ 302,513.41 | \$ 3,934.80 | € 3,624.58 | \$ 4,628.90 | \$ 8,563.70 | \$ 293,950.71 |
| 11 Mauritania | \$ 5,700.11 | € 5,392.39 | \$ 6,732.60 | \$ 12,432.71 | \$ 3,934.80 | € 3,624.58 | \$ 4,628.90 | \$ 8,563.70 | \$ 3,870.01 |
| 12 Nauru | \$ 16,342.63 | € 8,881.51 | \$ 10,884.65 | \$ 27,227.28 | \$ 3,934.80 | € 3,624.58 | \$ 4,628.90 | \$ 8,563.70 | \$ 18,664.58 |
| 13 Nicaragua | \$ 6,104.29 | € 9,573.48 | \$ 12,023.74 | \$ 18,128.03 | \$ 6,104.29 | € 5,481.36 | \$ 7,154.12 | \$ 13,258.41 | \$ 4,870.63 |
| 14 Palau | \$ 8,488.13 | € 8,881.51 | \$ 10,884.65 | \$ 19,372.78 | \$ 3,934.80 | € 3,624.58 | \$ 4,628.90 | \$ 8,563.70 | \$ 10,810.08 |
| 15 Paraguay | \$ - | € 107,266.59 | \$ 129,225.50 | \$ 129,225.50 | \$ 32,031.17 | € 30,497.54 | \$ 37,870.33 | \$ 69,901.50 | \$ 59,325.00 |
| 16 Santo Tomé y Príncipe | \$ 274,252.25 | € 8,881.51 | \$ 10,884.65 | \$ 285,136.90 | \$ 3,934.80 | € 3,624.58 | \$ 4,628.90 | \$ 8,563.70 | \$ 276,574.20 |
| 17 Sierra Leona | \$ 11,157.16 | € 8,881.51 | \$ 10,884.65 | \$ 22,041.81 | \$ 3,934.80 | € 3,624.58 | \$ 4,628.90 | \$ 8,563.70 | \$ 13,479.11 |
| 18 Islas Salomón | \$ 51,376.14 | € 3,489.12 | \$ 4,152.05 | \$ 55,528.19 | \$ 3,934.80 | € 3,624.58 | \$ 4,628.90 | \$ 8,563.70 | \$ 46,965.50 |
| 19 Somalia | \$ 350,156.25 | € 8,881.51 | \$ 10,884.65 | \$ 361,040.90 | \$ 3,934.80 | € 3,624.58 | \$ 4,628.90 | \$ 8,563.70 | \$ 352,478.20 |
| 20 Tayikistán | \$ 134,821.56 | € 4,459.38 | \$ 5,622.31 | \$ 140,443.87 | \$ 3,934.80 | € 3,624.58 | \$ 4,628.90 | \$ 8,563.70 | \$ 131,881.18 |
| 21 Turkmenistán | \$ 457,430.84 | € 39,320.93 | \$ 48,685.82 | \$ 506,116.66 | \$ 21,843.49 | € 19,979.68 | \$ 25,669.72 | \$ 47,513.21 | \$ 458,604.44 |
| | \$ 9,485,848.28 | € 966,203.87 | \$ 1,171,644.99 | \$ 10,657,493.27 | \$ 320,781.29 | € 298,182.59 | \$ 377,879.85 | \$ 698,661.14 | \$ 9,958,853.12 |

| Cuota | Año | Cantidad asignada | Ene | Feb | Mar | Abr | May | Jun | Jul | Ago | Sep | Oct | Nov | Dic | Por pagar al final de |
|-------------|--------|-------------------|-----|-------|-------|-------|-------|-------|------|-----|-----|-----|-----|-------|-----------------------|
| | | | | | | | | | | | | | | | |
| Reino Unido | 6.675% | 2009 EUR | | | | | 12.39 | | | | | | | | |
| | | 2009 USD | | 0.20 | | | 14.28 | | | | | | | | |
| | 6.675% | 2008 EUR | | | | | 12.39 | | | | | | | | - |
| | | 2008 USD | | 2.34 | | | 12.14 | | | | | | | | - |
| | 6.250% | 2007 EUR | | | | | 11.05 | | | | | | | | - |
| | | 2007 USD | | 0.97 | | | 10.06 | | | | | | | | - |
| | 6.250% | 2006 EUR | | | | | | | | | | | | 11.05 | - |
| | | 2006 USD | | | | | | | | | | | | 11.03 | - |
| | 5.563% | 2005 EUR | | | | | 9.70 | | | | | | | | - |
| | | 2005 USD | | 5.03 | | | 4.40 | | | | | | | | - |
| | 5.563% | 2004 EUR | | | | | | | 9.70 | | | | | | - |
| | | 2004 USD | | 2.38 | | | | | 7.05 | | | | | | - |
| Francia | 6.332% | 2009 EUR | | 11.76 | | | | | | | | | | | |
| | | 2009 USD | | 13.74 | | | | | | | | | | | |
| | 6.332% | 2008 EUR | | 11.76 | | | | | | | | | | | - |
| | | 2008 USD | | 13.74 | | | | | | | | | | | - |
| | 6.151% | 2007 EUR | | | 10.87 | | | | | | | | | | - |
| | | 2007 USD | | | 10.86 | | | | | | | | | | - |
| | 6.151% | 2006 EUR | | 10.87 | | | | | | | | | | | - |
| | | 2006 USD | | 10.86 | | 10.86 | | | | | | | | | - |
| | 6.498% | 2005 EUR | | 11.34 | | | | | | | | | | | - |
| | | 2005 USD | | 11.01 | 11.01 | | | | | | | | | | - |
| | 6.498% | 2004 EUR | | 11.34 | | 11.34 | | | | | | | | | - |
| | | 2004 USD | | 11.01 | | 11.01 | | | | | | | | | - |
| Italia | 5.104% | 2009 EUR | | | | | | 9.48 | | | | | | | |
| | | 2009 USD | | | | | | 11.07 | | | | | | | |
| | 5.104% | 2008 EUR | | | 9.48 | | | | | | | | | | - |
| | | 2008 USD | | | 11.07 | | | | | | | | | | - |
| | 4.983% | 2007 EUR | | | | | | 8.81 | | | | | | | - |
| | | 2007 USD | | | | | | 8.80 | | | | | | | - |
| | 4.983% | 2006 EUR | | 8.81 | | | | | | | | | | | - |
| | | 2006 USD | | 8.80 | | 8.80 | | | | | | | | | - |
| | 5.089% | 2005 EUR | | | | 8.88 | | | | | | | | | - |
| | | 2005 USD | | | | 8.62 | | | | | | | | | - |
| | 5.089% | 2004 EUR | | | | | | 8.88 | | | | | | | - |
| | | 2004 USD | | | | | | 8.62 | | | | | | | - |

| País | Cuota | Año | Cantidad asignada | Ene | Feb | Mar | Abr | May | Jun | Jul | Ago | Sep | Oct | Nov | Dic | Por pagar al final de | |
|--------|----------|----------|-------------------|------|------|------|------|------|-----|------|------|------|------|------|------|-----------------------|---|
| | | | | | | | | | | | | | | | | | |
| Canadá | 2.992% | 2009 EUR | 5.56 | 5.56 | | | | | | | | | | | | - | |
| | | 2009 USD | 6.49 | 6.49 | | | | | | | | | | | | | - |
| | 2.992% | 2008 EUR | 5.56 | 5.56 | | | | | | | | | | | | | - |
| | | 2008 USD | 6.49 | 6.49 | | | | | | | | | | | | | - |
| | 2.869% | 2007 EUR | 5.07 | | 5.07 | | | | | | | | | | | | - |
| | | 2007 USD | 5.06 | | 5.06 | | | | | | | | | | | | - |
| | 2.869% | 2006 EUR | 5.07 | 5.07 | | | | | | | | | | | | | - |
| | | 2006 USD | 5.06 | 5.06 | | | | | | | | | | | | | - |
| | 2.570% | 2005 EUR | 4.48 | 4.48 | | | | | | | | | | | | | - |
| | | 2005 USD | 4.35 | 4.35 | | | | | | | | | | | | | - |
| 2.570% | 2004 EUR | 4.48 | 4.48 | | | | | | | | | | | | | - | |
| | 2004 USD | 4.35 | 4.35 | | | | | | | | | | | | | - | |
| España | 2.983% | 2009 EUR | 5.54 | | | | | | | 5.54 | | | | | | | |
| | | 2009 USD | 6.47 | | | | | | | | | | | | | | |
| | 2.983% | 2008 EUR | 5.54 | | | | 5.54 | | | | | | | | | | - |
| | | 2008 USD | 6.47 | | | | 6.47 | | | | | | | | | | - |
| | 2.571% | 2007 EUR | 4.55 | | | | | | | 4.55 | | | | | | | - |
| | | 2007 USD | 4.54 | | | | | | | 4.54 | | | | | | | - |
| | 2.571% | 2006 EUR | 4.55 | | | 4.55 | | | | | | | | | | | - |
| | | 2006 USD | 4.54 | | | 4.54 | | | | | | | | | | | - |
| | 2.531% | 2005 EUR | 4.42 | | | | | | | 4.42 | | | | | | | - |
| | | 2005 USD | 4.29 | | | | | | | 4.29 | | | | | | | - |
| 2.531% | 2004 EUR | 4.42 | | | | 4.42 | | | | | | | | | | - | |
| | 2004 USD | 4.29 | | | | 4.29 | | | | | | | | | | - | |
| China | 2.680% | 2009 EUR | 4.98 | | | | | 4.98 | | | | | | | | | |
| | | 2009 USD | 5.81 | | | | | 5.81 | | | | | | | | | |
| | 2.680% | 2008 EUR | 4.98 | | | | | | | 2.40 | | | | 2.58 | | | - |
| | | 2008 USD | 5.81 | | | | | | | 5.81 | | | | | | | - |
| | 2.094% | 2007 EUR | 3.70 | | | | | | | 3.40 | | 0.30 | | | | | - |
| | | 2007 USD | 3.70 | | | | | | | | | 2.00 | | | 1.70 | | - |
| | 2.094% | 2006 EUR | 3.70 | | | | | | | | | | 3.55 | 0.15 | | | - |
| | | 2006 USD | 3.70 | | | | | | | 3.70 | | | | | | | - |
| | 1.539% | 2005 EUR | 2.69 | | | | | | | | | | | | 2.69 | | - |
| | | 2005 USD | 2.61 | | | | | | | | 2.61 | | | | | | - |
| 1.539% | 2004 EUR | 2.69 | | | | | | | | | | | | 2.48 | | 0.21 | |
| | 2004 USD | 2.61 | | | | | | | | | | | | 2.61 | | - | |

| País | Cuota | Año | Cantidad asignada | Ene | Feb | Mar | Abr | May | Jun | Jul | Ago | Sep | Oct | Nov | Dic | Por pagar al final de |
|---------------------|----------|----------|-------------------|------|------|------|-----|-----|-----|------|------|------|-----|-----|-----|-----------------------|
| | | | | | | | | | | | | | | | | |
| Australia | 1.796% | 2009 EUR | 3.33 | | | | | | | | 3.33 | | | | | - |
| | | 2009 USD | 3.90 | | | | | | | | 3.90 | | | | | - |
| | 1.796% | 2008 EUR | 3.33 | | | | | | | | | 3.33 | | | | - |
| | | 2008 USD | 3.90 | | | | | | | | 3.90 | | | | | - |
| | 1.624% | 2007 EUR | 2.87 | | | | | | | | 2.87 | | | | | - |
| | | 2007 USD | 2.87 | | | | | | | | 2.87 | | | | | - |
| | 1.624% | 2006 EUR | 2.87 | | | | | | | | 2.87 | | | | | - |
| | | 2006 USD | 2.87 | | | | | | | 2.87 | | | | | | - |
| | 1.635% | 2005 EUR | 2.85 | | | | | | | | 2.85 | | | | | - |
| | | 2005 USD | 2.77 | | | | | | | | 2.77 | | | | | - |
| 1.635% | 2004 EUR | 2.85 | | | | | | | | | 2.85 | | | | - | |
| | 2004 USD | 2.77 | | | | | | | | | 2.77 | | | | - | |
| Suiza | 1.222% | 2009 EUR | 2.27 | | 2.27 | | | | | | | | | | | - |
| | | 2009 USD | 2.65 | | 2.65 | | | | | | | | | | | - |
| | 1.222% | 2008 EUR | 2.27 | | 2.14 | | | | | | 0.13 | | | | | - |
| | | 2008 USD | 2.65 | | 2.24 | | | | | | | 0.41 | | | | - |
| | 1.221% | 2007 EUR | 2.16 | | 2.16 | | | | | | | | | | | - |
| | | 2007 USD | 2.16 | | 2.16 | | | | | | | | | | | - |
| | 1.221% | 2006 EUR | 2.16 | | | 2.16 | | | | | | | | | | - |
| | | 2006 USD | 2.16 | | | 2.16 | | | | | | | | | | - |
| | 1.280% | 2005 EUR | 2.23 | | | 2.23 | | | | | | | | | | - |
| | | 2005 USD | 2.17 | | | 2.17 | | | | | | | | | | - |
| 1.280% | 2004 EUR | 2.23 | | 2.23 | | | | | | | | | | | - | |
| | 2004 USD | 2.17 | 0.01 | 2.16 | | | | | | | | | | | - | |
| Federación de Rusia | 1.206% | 2009 EUR | 2.24 | 2.24 | | | | | | | | | | | | - |
| | | 2009 USD | 2.62 | 2.62 | | | | | | | | | | | | - |
| | 1.206% | 2008 EUR | 2.24 | | 2.24 | | | | | | | | | | | - |
| | | 2008 USD | 2.62 | | 2.62 | | | | | | | | | | | - |
| | 1.106% | 2007 EUR | 1.96 | | | 1.96 | | | | | | | | | | - |
| | | 2007 USD | 1.95 | | | 1.95 | | | | | | | | | | - |
| | 1.106% | 2006 EUR | 1.47 | | | | | | | | 1.47 | | | | | - |
| | | 2006 USD | 1.46 | | | | | | | | 1.46 | | | | | - |



Organización de las Naciones Unidas para la Agricultura y la Alimentación

Contribuciones al Programa Ordinario

Veinticinco mayores contribuyentes

Situación a: 12 de noviembre de 2009

| Estados Miembros | Cuota | Importes recibidos hasta la fecha (*) | | Contribuciones pendientes | | | | | |
|--------------------------------------------|----------|---------------------------------------|----------------|--------------------------------|---------------|----------------------------|--------------|---------------|---------------|
| | | | | Relativas a las cuotas de 2009 | | Atrasos: 2008 y anteriores | | Total | |
| | | | | USD | EUR | USD | EUR | USD | EUR |
| 1 Estados Unidos de América | 22.000% | 22,190,349.00 | 45,917,377.00 | 53,528,780.00 | 40,849,050.00 | 1,826,227.00 | - | 55,355,007.00 | 40,849,050.00 |
| 2 Japón | 16.706% | 36,243,499.94 | 31,019,283.15 | - | - | - | - | - | - |
| 3 Alemania | 8.619% | 18,698,834.31 | 16,003,543.73 | - | - | - | - | - | - |
| 4 Reino Unido | 6.675% | 14,481,345.75 | 12,393,973.13 | - | - | - | - | - | - |
| 5 Francia | 6.332% | 13,737,210.68 | 11,757,099.30 | - | - | - | - | - | - |
| 6 Italia | 5.104% | 11,073,076.96 | 9,476,979.60 | - | - | - | - | - | - |
| 7 Canadá | 2.992% | 6,491,114.08 | 5,555,470.80 | - | - | - | - | - | - |
| 8 España | 2.983% | - | 5,538,759.83 | 6,471,588.67 | - | - | - | 6,471,588.67 | - |
| 9 China | 2.680% | 5,814,233.20 | 4,976,157.00 | - | - | - | - | - | - |
| 10 México | 2.268% | 10,103,280.50 | 8,899,068.42 | - | 3,790,849.80 | - | - | - | 3,790,849.80 |
| 11 República de Corea | 2.184% | 9,217,566.56 | - | 258,765.76 | 4,055,196.60 | - | - | 258,765.76 | 4,055,196.60 |
| 12 Países Bajos | 1.882% | 4,082,980.18 | 3,494,450.55 | - | - | - | - | - | - |
| 13 Australia | 1.796% | 3,896,404.04 | 3,334,767.90 | - | - | - | - | - | - |
| 14 Suiza | 1.222% | 2,651,116.78 | 2,268,979.05 | - | - | - | - | - | - |
| 15 Federación de Rusia | 1.206% | 2,616,404.94 | 2,239,270.65 | - | - | - | - | - | - |
| 16 Bélgica | 1.108% | 2,403,794.92 | 2,057,306.70 | - | - | - | - | - | - |
| 17 Suecia | 1.076% | 2,334,371.24 | 1,997,889.90 | - | - | - | - | - | - |
| 18 Austria | 0.891% | 1,933,015.59 | 1,654,386.53 | - | - | - | - | - | - |
| 19 Brasil | 0.880% | 1,909,151.20 | 1,633,962.00 | - | - | - | - | - | - |
| 20 Noruega | 0.786% | 1,705,219.14 | 1,459,425.15 | - | - | - | - | - | - |
| 21 Arabia Saudita | 0.752% | 1,631,456.48 | 1,396,294.80 | - | - | - | - | - | - |
| 22 Dinamarca | 0.743% | 1,611,931.07 | 1,379,583.83 | - | - | - | - | - | - |
| 23 Grecia | 0.599% | 1,299,524.51 | 1,112,208.23 | - | - | - | - | - | - |
| 24 Finlandia | 0.567% | 1,230,100.83 | 1,052,791.43 | - | - | - | - | - | - |
| 25 Portugal | 0.530% | 1,149,829.70 | 984,090.75 | - | - | - | - | - | - |
| Total de los 25 principales contribuyentes | 92.581% | 178,505,811.60 | 177,603,119.43 | 60,259,134.43 | 48,695,096.40 | 1,826,227.00 | - | 62,085,361.43 | 48,695,096.40 |
| Resto de los Estados Miembros | 7.419% | 29,147,819.00 | 13,328,215.51 | 2,636,098.36 | 3,451,350.94 | 20,210,461.07 | 4,205,842.71 | 22,846,559.43 | 7,657,193.65 |
| Total | 100.000% | 207,653,630.60 | 190,931,334.94 | 62,895,232.79 | 52,146,447.34 | 22,036,688.07 | 4,205,842.71 | 84,931,920.86 | 56,352,290.05 |

(*) Se incluyen los adelantos de 2008.