



منظمة الأغذية
والزراعة
للأمم المتحدة

联合国
粮食及
农业组织

Food
and
Agriculture
Organization
of
the
United
Nations

Organisation
des
Nations
Unies
pour
l'alimentation
et
l'agriculture

Organización
de las
Naciones
Unidas
para la
Agricultura
y la
Alimentación

COUNCIL

Hundred and Twenty-seventh Session

Rome, 22 - 27 November 2004

Status of Contributions and Arrears at 18 November 2004

For reasons of economy, this document is produced in a limited number of copies. Delegates and observers are kindly requested to bring it to the meetings and to refrain from asking for additional copies, unless strictly indispensable.

The Report of the 108th Session of the Finance Committee (Rome, 27 September – 1 October 2004) refers to the contribution position at 27 September 2004. The purpose of this document is to provide the Council with an update of the position at 18 November 2004, as follows:

Appendix A

Summary Status of Contributions to the Regular Programme^{a,b}

	2004	2003 (for comparison)
1. Amounts outstanding on 1 January		
Current Assessments ^c	US\$ 170,800,500.00 <i>€uro 174,455,500.00</i>	US\$ 324,031,500.00 -
Contributions in arrears ^d	US\$ 91,767,135.77	US\$ 82,627,765.01
Total	US\$ 262,567,635.77 <i>€uro 174,455,500.00</i>	US\$ 406,659,265.01 -
2. Receipts 1 January to 18 November		
Current Assessments	US\$ 126,605,415.61 <i>€uro 119,024,324.31</i>	US\$ 223,718,299.84 -
Contributions in arrears	US\$ 33,150,684.39	US\$ 20,115,355.50
Total	US\$ 159,756,100.00 <i>€uro 119,024,324.31</i>	US\$ 243,833,655.34 -
3. Amounts outstanding at 18 November		
Current Assessments	US\$ 44,195,084.39 <i>€uro 55,431,175.69</i>	US\$ 100,313,200.16 -
Contributions in arrears	US\$ 58,616,451.38	US\$ 62,512,409.51
Total	US\$ 102,811,535.77 <i>€uro 55,431,175.69</i>	US\$ 162,825,609.67 -

^a Appendix B sets out full details of receipts during 2004.

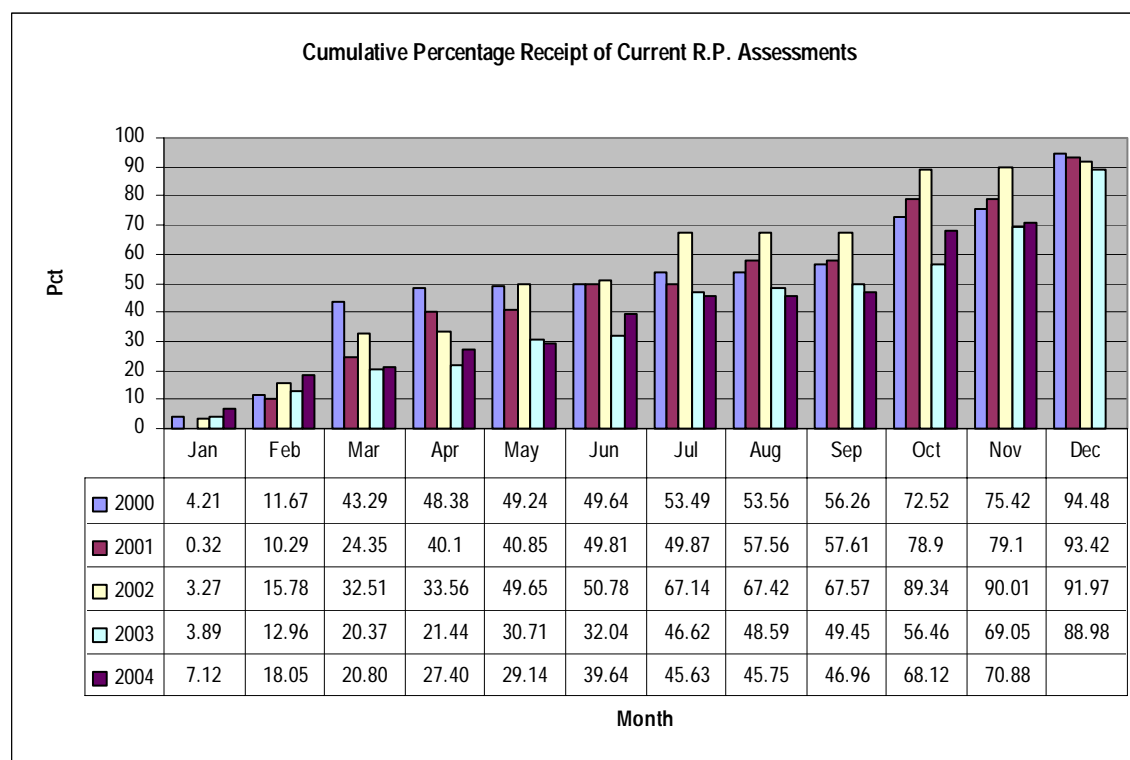
^b Contributions in arrears include amounts payable under Conference authorized instalment plans.

^c Of which US\$1,400,000 relates to the Tax Equalization Fund for 2004 and US\$1,500,000 for 2003

^d Contributions in arrears at 1 January includes the previous year end balance carried forward plus arrears instalments due 1 January and New Member contributions where applicable.

Current Assessments

4. The following statistics show the cumulative percentage receipts of current assessments over the past five years.



Receipt figures for 2004 are the aggregate of USDollar and €uro receipts. All figures are at month end.

5. The position of the 2004 assessments of Member Nations at 18 November 2004, compared to the same date during the four preceding years was as follows:

Number of Member Nations

	2004 US\$	2004 €uro	2003	2002	2001	2000
Paid in full	109	87	97	96	71	65
Part paid	18	16	20	22	27	29
No payment	60	84	66	65	81	86
Total	187	187	183	183	179	180

Contributions in arrears

6. The position of Member Nations with arrears of contributions at 18 November 2004 was as follows:

Number of Member Nations

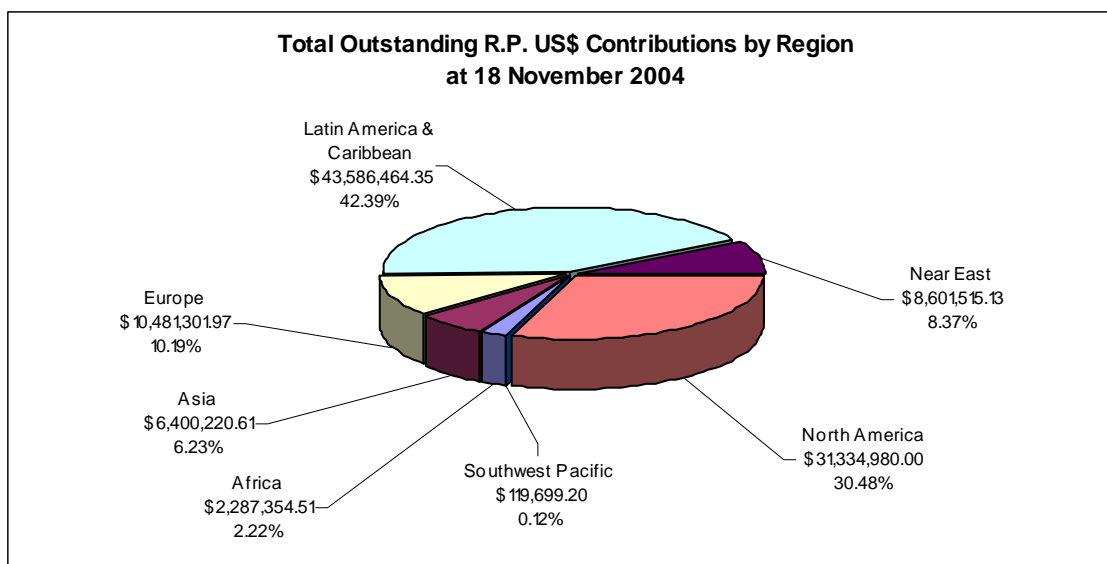
With arrears at 1 January 2004	82	
Arrears paid in full (<i>Appendix D</i>)		29
Arrears partially paid (<i>Appendix E</i>)		23
No payment (<i>Appendix F</i>)		30
With arrears at 18 November 2004 (<i>Appendix C</i>)	53	

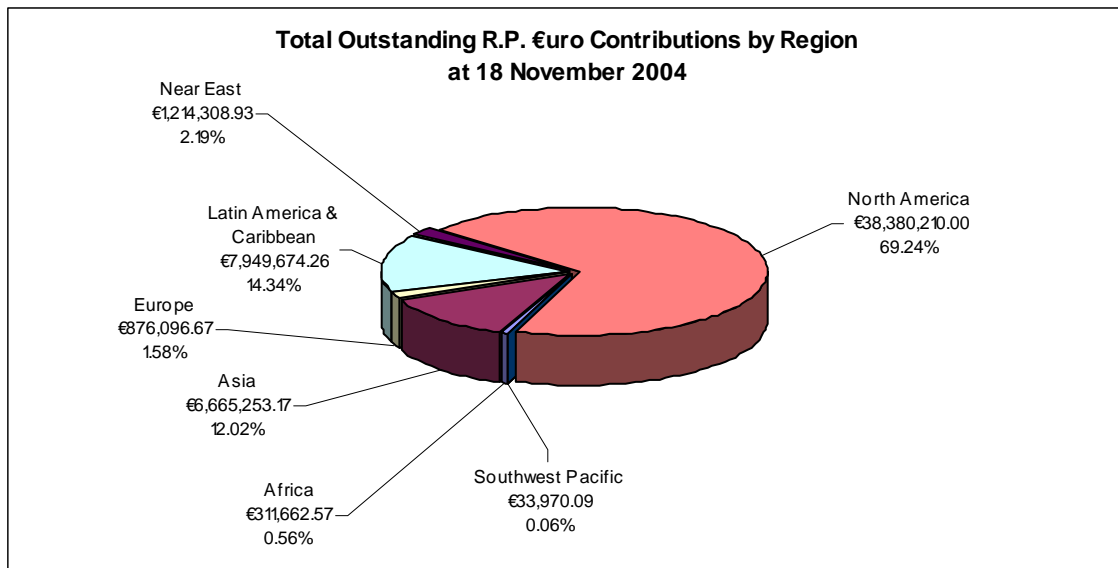
7. **Additional information regarding arrears due at 18 November 2004**

- The total arrears at 18 November was \$58,616,451.38 (*Appendix B/Appendix C*) equivalent to 15.49 percent of current assessments.
- Six Member Nations had arrears in excess of US\$1 million (*Appendix C*)
- Arrears exceeding US\$1 million accounted for 82.56 percent of the total arrears due
- Thirty-Four Member Nations had arrears in such amounts as to jeopardise their right to vote in accordance with Article III.4 of the Constitution (*Appendix G*)

Total Contributions Outstanding

8. The following charts show the geographical distribution of the total of all Regular Programme contributions outstanding in US Dollars and Euro at 18 November 2004.





Regular Programme Contributions

Status As at: 18 November 2004

Appendix B
Page 1 of 6 pages

Member Nations	Receipts: 1/, 3/		Outstanding Contributions			Total Outstanding	
	Advances from 2003 and credits to date		Relating to 2004 Assessments		Arrears: 2003 and prior assessments 2/		
	US\$	€uro	US\$	€uro	US\$	US\$	€uro
Afghanistan	-	-	15.313,80	15.770,78	254.606,32	269.920,12	15.770,78
Albania	15,97	5.251,11	5.082,98	-	-	5.082,98	-
Algeria	119.156,31	122.712,00	-	-	-	-	-
Angola	3.404,95	3.506,55	-	-	-	-	-
Antigua and Barbuda	-	-	3.404,95	3.506,55	336.777,87	340.182,82	3.506,55
Argentina	-	-	1.955.898,17	2.014.263,20	17.599.329,00	19.555.227,17	2.014.263,20
Armenia	28.404,95	3.506,55	-	-	-	-	-
Australia	2.769.579,59	2.852.225,31	-	-	-	-	-
Austria	1.612.032,10	1.658.881,41	-	1.254,57	-	-	1.254,57
Azerbaijan	132.492,16	7.013,11	6.809,90	-	1.124.330,36	1.131.140,26	-
Bahamas	20.429,70	21.039,33	-	-	-	-	-
Bahrain	30.644,55	31.559,00	-	-	-	-	-
Bangladesh	17.024,75	17.532,78	-	-	-	-	-
Barbados	15.313,80	11.819,21	-	3.951,57	-	-	3.951,57
Belgium	1.921.848,67	1.979.197,65	-	-	-	-	-
Belize	1.694,01	1.744,56	-	-	-	-	-
Benin	3.404,95	3.506,55	-	-	-	-	-
Bhutan	1.694,01	1.744,56	-	-	-	-	-
Bolivia	33.689,90	13.974,54	-	51,68	-	-	51,68
Bosnia and Herzegovina	6.809,90	7.013,11	-	-	-	-	-
Botswana	17.024,75	-	-	17.532,78	-	-	17.532,78
Brazil	7.714.610,72	-	4.068.407,11	4.189.810,51	14.045.131,43	18.113.538,54	4.189.810,51
Bulgaria	22.123,70	22.783,89	-	-	-	-	-
Burkina Faso	3.404,95	3.506,55	-	-	-	-	-
Burundi	-	-	1.694,01	1.744,56	147.190,56	148.884,57	1.744,56
Cambodia	34.300,95	3.506,55	-	-	-	-	-
Cameroon	-	-	15.313,80	15.770,78	19.427,99	34.741,79	15.770,78
Canada	4.354.372,09	4.484.308,84	-	-	-	-	-
Cape Verde	0,83	-	1.693,18	1.744,56	-	1.693,18	1.744,56
Central African Republic	-	-	1.694,01	1.744,56	205.645,12	207.339,13	1.744,56
Chad	53.979,05	1.744,56	1.694,01	-	118.345,10	120.039,11	-
Chile	470.614,00	-	90.259,88	371.642,55	437.604,63	527.864,51	371.642,55
China	2.477.078,78	-	2.607.869,88	2.685.690,08	-	2.607.869,88	2.685.690,08
Colombia	241.026,54	-	342.155,13	352.365,22	900.438,27	1.242.593,40	352.365,22
Comoros	20.299,12	-	1.694,01	1.744,56	267.943,50	269.637,51	1.744,56
Congo, Republic of	1.694,01	1.744,56	-	-	-	-	-
Congo, Democratic Republic of	-	-	6.809,90	7.013,11	27.802,10	34.612,00	7.013,11

Regular Programme Contributions

Status As at:

18 November 2004

Appendix B
Page 2 of 6 pages

Member Nations	Receipts: 1/, 3/		Outstanding Contributions			Total Outstanding	
	Advances from 2003 and credits to date		Relating to 2004 Assessments		Arrears: 2003 and prior assessments 2/		
	US\$	€uro	US\$	€uro	US\$	US\$	€uro
Cook Islands	-	-	1.694,01	1.744,56	-	1.694,01	1.744,56
Costa Rica	19.887,19	-	14.162,31	35.065,55	186.403,17	200.565,48	35.065,55
Cote d'Ivoire	38.716,91	-	-	15.770,78	-	-	15.770,78
Croatia	66.388,05	68.369,11	-	-	-	-	-
Cuba	72.000,00	-	51.074,25	52.598,33	145.556,20	196.630,45	52.598,33
Cyprus	64.694,05	66.624,55	-	-	-	-	-
Czech Republic	345.560,08	355.871,77	-	-	-	-	-
D.P.R. of Korea	-	-	15.313,80	15.770,78	-	15.313,80	15.770,78
Denmark	1.274.992,86	1.313.039,32	-	-	-	-	-
Djibouti	525,60	-	1.168,41	1.744,56	-	1.168,41	1.744,56
Dominica	-	-	1.694,01	1.744,56	12.881,62	14.575,63	1.744,56
Dominican Republic	-	-	39.148,45	40.316,66	583.572,67	622.721,12	40.316,66
Ecuador	175.736,82	-	24.822,80	43.823,22	-	24.822,80	43.823,22
Egypt	-	-	137.892,01	142.006,78	-	137.892,01	142.006,78
El Salvador	30.644,55	31.559,00	-	-	-	-	-
Equatorial Guinea	1.694,01	1.744,56	-	-	-	-	-
Eritrea	1.694,01	1.744,56	-	-	-	-	-
Estonia	17.024,75	17.532,78	-	-	-	-	-
Ethiopia	6.809,90	7.013,11	-	-	-	-	-
Fiji	-	-	6.809,90	7.013,11	31.747,02	38.556,92	7.013,11
Finland	888.573,38	915.088,88	-	-	-	-	-
France	11.006.814,43	11.335.263,56	-	-	-	-	-
Gabon	46.313,71	-	23.834,65	24.545,89	44.253,14	68.087,79	24.545,89
Gambia	-	-	1.694,01	1.744,56	109.174,70	110.868,71	1.744,56
Georgia	38.004,37	-	6.722,86	8.757,66	-	6.722,86	8.757,66
Germany	16.629.369,48	17.125.598,61	-	-	-	-	-
Ghana	8.503,90	-	-	8.757,66	-	-	8.757,66
Greece	917.523,93	944.903,32	-	-	-	-	-
Grenada	43.752,41	-	1.694,01	1.744,56	33.870,09	35.564,10	1.744,56
Guatemala	135.570,46	-	23.248,87	47.329,78	-	23.248,87	47.329,78
Guinea	36.750,00	-	5.098,95	5.251,11	1.618,24	6.717,19	5.251,11
Guinea-Bissau	-	-	1.694,01	1.744,56	95.654,12	97.348,13	1.744,56
Guyana	33,99	-	1.660,02	1.744,56	-	1.660,02	1.744,56
Haiti	3.404,95	2.586,45	-	920,10	-	-	920,10
Honduras	8.503,90	5.325,77	-	3.431,89	-	-	3.431,89
Hungary	204.280,06	210.375,88	-	-	-	-	-
Iceland	56.173,20	57.849,44	-	-	-	-	-

Regular Programme Contributions

Status As at: 18 November 2004

Appendix B
Page 3 of 6 pages

Member Nations	Receipts: 1/, 3/		Outstanding Contributions			Total Outstanding	
	Advances from 2003 and credits to date		Relating to 2004 Assessments		Arrears: 2003 and prior assessments 2/		
	US\$	€uro	US\$	€uro	US\$	US\$	€uro
India	580.467,75	597.789,22	-	-	-	-	-
Indonesia	340.641,12	-	-	350.620,66	-	-	350.620,66
Iran	950.000,00	-	463.022,38	476.839,22	80.619,36	543.641,74	476.839,22
Iraq	-	-	231.502,72	238.410,89	5.469.519,54	5.701.022,26	238.410,89
Ireland	500.459,90	515.393,88	-	-	-	-	-
Israel	706.433,96	727.514,32	4.708,65	-	-	4.708,65	-
Italy	8.621.519,87	8.878.790,55	-	-	-	-	-
Jamaica	6.809,90	-	-	7.013,11	-	-	7.013,11
Japan	33.220.861,01	34.212.188,98	-	-	-	-	-
Jordan	25.963,79	-	13.619,80	14.026,22	31.915,00	45.534,80	14.026,22
Kazakhstan	299.930,86	-	47.669,30	49.091,78	8.354,54	56.023,84	49.091,78
Kenya	13.619,80	14.026,22	-	-	-	-	-
Kiribati	-	-	1.694,01	1.744,56	6.512,56	8.206,57	1.744,56
Korea, Republic of	15.630,38	-	3.135.252,80	3.244.907,19	-	3.135.252,80	3.244.907,19
Kuwait	250.238,42	257.705,66	-	-	-	-	-
Kyrgyz Republic	-	-	1.694,01	1.744,56	863.882,62	865.576,63	1.744,56
Laos	1.694,01	1.744,56	-	-	-	-	-
Latvia	55.000,00	17.532,78	17.024,75	-	842.678,79	859.703,54	-
Lebanon	38.929,55	-	20.429,70	21.039,33	-	20.429,70	21.039,33
Lesotho	1.694,01	1.744,56	-	-	-	-	-
Liberia	-	-	1.694,01	1.744,56	334.988,72	336.682,73	1.744,56
Libyan Arab Jamahiriya	114.057,36	39.167,93	-	78.292,96	-	-	78.292,96
Lithuania	213.961,68	29.797,00	-	-	-	-	-
Luxembourg	136.181,06	140.244,78	-	-	-	-	-
Madagascar	5.098,95	5.251,11	-	-	-	-	-
Malawi	7.545,00	-	2.342,84	3.506,55	-	2.342,84	3.506,55
Malaysia	762.245,72	411.976,66	-	-	-	-	-
Maldives	1.694,01	1.744,56	-	-	-	-	-
Mali	9.880,75	3.506,55	-	-	-	-	-
Malta	25.528,65	26.290,44	-	-	-	-	-
Marshall Islands	-	-	1.694,01	1.744,56	-	1.694,01	1.744,56
Mauritania	-	-	1.694,01	1.744,56	-	1.694,01	1.744,56
Mauritius	18.718,75	19.277,33	-	-	-	-	-
Mexico	1.848.650,71	1.903.815,42	-	-	-	-	-
Micronesia	2.500,34	1.066,94	-	677,62	-	-	677,62
Moldova	20.000,00	-	3.404,95	3.506,55	50.000,00	53.404,95	3.506,55
Monaco	6.809,90	7.013,11	-	-	-	-	-

Regular Programme Contributions

Status As at: 18 November 2004

Appendix B
Page 4 of 6 pages

Member Nations	Receipts: 1/, 3/		Outstanding Contributions			Total Outstanding	
	Advances from 2003 and credits to date		Relating to 2004 Assessments		Arrears: 2003 and prior assessments 2/		
	US\$	€uro	US\$	€uro	US\$	US\$	€uro
Mongolia	1.694,01	-	-	1.744,56	-	-	1.744,56
Morocco	74.891,96	77.126,78	-	-	-	-	-
Mozambique	1.694,01	1.744,56	-	-	-	-	-
Myanmar, Union of	49.471,42	17.325,22	-	207,56	-	-	207,56
Namibia	-	-	11.908,85	12.264,22	-	11.908,85	12.264,22
Nauru	-	-	1.694,01	1.744,56	7.254,50	8.948,51	1.744,56
Nepal	-	-	6.809,90	7.013,11	-	6.809,90	7.013,11
Netherlands	2.958.528,91	3.046.812,97	-	-	-	-	-
New Zealand	410.237,19	422.478,88	-	-	-	-	-
Nicaragua	-	-	1.694,01	1.744,56	138.970,68	140.664,69	1.744,56
Niger	1.694,01	1.744,56	-	-	-	-	-
Nigeria	-	-	115.751,36	119.205,44	103.179,49	218.930,85	119.205,44
Niue	-	-	1.694,01	1.744,56	-	1.694,01	1.744,56
Norway	1.099.663,34	1.132.477,88	-	-	-	-	-
Oman	103.842,51	106.941,22	-	-	-	-	-
Pakistan	332.856,79	-	10.092,25	106.941,22	-	10.092,25	106.941,22
Palau	-	-	1.694,01	1.744,56	-	1.694,01	1.744,56
Panama	58.056,00	-	30.644,55	31.559,00	322,20	30.966,75	31.559,00
Papua New Guinea	13,55	-	10.201,30	10.519,67	-	10.201,30	10.519,67
Paraguay	-	-	27.239,60	28.052,44	177.913,17	205.152,77	28.052,44
Peru	384.418,11	-	200.875,11	206.869,33	768.752,68	969.627,79	206.869,33
Philippines	331.969,15	-	162.599,09	175.310,33	403.758,71	566.357,80	175.310,33
Poland	2.358.883,72	-	-	662.651,77	-	-	662.651,77
Portugal	786.441,82	809.909,66	-	-	-	-	-
Qatar	-	-	57.884,15	59.611,44	-	57.884,15	59.611,44
Romania	98.726,61	101.672,66	-	-	-	-	-
Rwanda	1.694,01	1.204,52	-	540,04	-	-	540,04
St Kitts & Nevis	1.694,01	-	-	1.744,56	-	-	1.744,56
Saint Lucia	3.404,95	3.506,55	-	-	-	-	-
St Vincent & the Grenadines	1.704,32	1.744,56	-	-	-	-	-
Samoa	1.666,28	-	27,73	1.744,56	-	27,73	1.744,56
San Marino	3.404,95	3.506,55	-	-	-	-	-
Sao Tome and Principe	-	-	1.694,01	1.744,56	265.164,12	266.858,13	1.744,56
Saudi Arabia, Kingdom of	943.052,58	964.158,39	-	7.035,38	-	-	7.035,38
Senegal	8.503,90	8.757,66	-	-	-	-	-
Serbia and Montenegro	98.910,59	35.065,55	-	-	-	-	-
Seychelles	-	-	3.404,95	3.506,55	139.274,60	142.679,55	3.506,55

Regular Programme Contributions

Status As at: 18 November 2004

Appendix B
Page 5 of 6 pages

Member Nations	Receipts: 1/, 3/		Outstanding Contributions			Total Outstanding	
	Advances from 2003 and credits to date		Relating to 2004 Assessments		Arrears: 2003 and prior assessments 2/		
	US\$	€uro	US\$	€uro	US\$	US\$	€uro
Sierra Leone	106.482,94	-	1.694,01	1.744,56	198.079,86	199.773,87	1.744,56
Slovakia	73.197,95	75.382,22	-	-	-	-	-
Slovenia	137.892,01	142.006,78	-	-	-	-	-
Solomon Islands	2.700,00	-	1.694,01	1.744,56	45.288,12	46.982,13	1.744,56
Somalia	-	-	1.694,01	1.744,56	341.068,12	342.762,13	1.744,56
South Africa	694.525,11	715.250,10	-	-	-	-	-
Spain	4.287.560,53	4.415.503,59	-	-	-	-	-
Sri Lanka	27.239,60	28.052,44	-	-	-	-	-
Sudan	-	-	10.214,85	10.519,67	21.219,42	31.434,27	10.519,67
Suriname	-	-	3.404,95	3.506,55	78.887,53	82.292,48	3.506,55
Swaziland	3.404,95	-	-	3.506,55	-	-	3.506,55
Sweden	1.747.789,66	1.799.944,62	-	-	-	-	-
Switzerland	2.168.682,14	2.233.396,76	-	-	-	-	-
Syria	136.181,06	-	-	140.244,78	-	-	140.244,78
Tajikistan	18.919,32	1.717,87	-	26,69	162.587,06	162.587,06	26,69
Tanzania	7.699,65	7.013,11	-	-	-	-	-
Thailand	500.459,90	515.393,88	-	-	-	-	-
The Former Yug.Rep. of Macedonia	10.214,85	10.519,67	-	-	-	-	-
Timor Leste	-	1.744,56	1.694,01	-	806,33	2.500,34	-
Togo	1.694,01	1.744,56	-	-	-	-	-
Tonga	1.694,01	1.744,56	-	-	-	-	-
Trinidad and Tobago	27.239,60	28.052,44	-	-	-	-	-
Tunisia	57.757,80	-	-	52.598,33	-	-	52.598,33
Turkey	748.987,37	600.338,55	-	170.999,00	-	-	170.999,00
Turkmenistan	-	-	5.098,95	5.251,11	416.562,90	421.661,85	5.251,11
Tuvalu	2.500,34	1.685,91	-	58,65	-	-	58,65
Uganda	8.503,90	7.817,03	-	940,63	-	-	940,63
Ukraine	133.166,09	83.265,21	-	9.649,79	-	-	9.649,79
United Arab Emirates	343.849,13	354.109,77	-	-	-	-	-
United Kingdom	9.423.715,93	9.704.924,57	-	-	-	-	-
United States of America	23.577.310,00	-	29.582.130,00	38.380.210,00	1.752.850,00	31.334.980,00	38.380.210,00
Uruguay	154.344,00	-	136.181,06	140.244,78	768.319,92	904.500,98	140.244,78
Uzbekistan	39.160,00	-	15.230,73	19.277,33	-	15.230,73	19.277,33
Vanuatu	14.575,63	-	-	1.744,56	-	-	1.744,56
Venezuela	2.033.617,86	-	354.063,98	364.629,44	-	354.063,98	364.629,44
Viet Nam	27.239,60	96,54	-	27.955,90	-	-	27.955,90
Yemen	10.214,85	10.519,67	-	-	-	-	-

Regular Programme Contributions

Status As at:

18 November 2004

Appendix B
Page 6 of 6 pages

Member Nations	Receipts: 1/, 3/		Outstanding Contributions			Total Outstanding	
	Advances from 2003 and credits to date		Relating to 2004 Assessments		Arrears: 2003 and prior assessments 2/		
	US\$	€uro	US\$	€uro	US\$	US\$	€uro
Yugoslavia 1990-2000	-	-	-	-	8.405.308,00	8.405.308,00	-
Zambia	-	-	3.404,95	3.506,55	3.109,62	6.514,57	3.506,55
Zimbabwe	39.583,59	14.026,22	-	-	-	-	-
Total	159.756.100,00	119.024.324,31	44.195.084,39	55.431.175,69	58.616.451,38	102.811.535,77	55.431.175,69

1/Of US dollar receipts, US\$126,605,415.61 credited to 2004 assessments, US\$33,150,684.39 to arrears.

2/ Includes Arrears Instalments of US\$58,354.54 due in 2004

3/ Includes credits due under Discount Scheme for 2003 totalling US\$77,053.11

Conference Authorized Arrears Instalments - Summary

Member Nations	Receipts		Instalments		Total Outstanding
			Due in 2004	Due in future Years	
			US\$	US\$	
Armenia	25.000,00		-	1.578.298,63	1.578.298,63
Bolivia	20.070,10		-	100.350,57	100.350,57
Cambodia	30.896,00		-	30.896,00	30.896,00
Georgia	20.000,00		-	1.317.323,08	1.317.323,08
Kazakhstan	209.105,99		8.354,54	869.842,11	878.196,65
Lithuania	185.028,08		-	1.110.168,48	1.110.168,48
Moldova	20.000,00		50.000,00	964.658,63	1.014.658,63
Total	510.100,17		58.354,54	5.971.537,50	6.029.892,04

Member Nations with Arrears of Contributions as at 18 November 2004

No.	Member Nation	Arrears Outstanding					Total Arrears
		2003	2002	2001	2000	Prior	
1	Argentina	\$ 3.726.625,71	\$ 3.760.717,29	\$ 3.739.626,50	\$ 3.562.774,00	\$ 2.809.585,50	\$ 17.599.329,00
2	Brazil	\$ 7.751.657,57	\$ 6.293.473,86	\$ -	\$ -	\$ -	\$ 14.045.131,43
3	Yugoslavia	\$ -	\$ -	\$ -	\$ 83.603,00	\$ 8.321.705,00	\$ 8.405.308,00
4	Iraq	\$ 441.094,09	\$ 332.207,45	\$ 411.584,00	\$ 102.896,00	\$ 4.181.738,00	\$ 5.469.519,54
5	United States of America	\$ -	\$ -	\$ -	\$ -	\$ 1.752.850,00	\$ 1.752.850,00
6	Azerbaijan	\$ 12.965,76	\$ 12.901,26	\$ 12.862,00	\$ 35.370,50	\$ 1.050.230,84	\$ 1.124.330,36
	Arrears over \$1,000,000	\$ 11.932.343,13	\$ 10.399.299,86	\$ 4.164.072,50	\$ 3.784.643,50	\$ 18.116.109,34	\$ 48.396.468,33
7	Colombia	\$ 651.932,93	\$ 248.505,34	\$ -	\$ -	\$ -	\$ 900.438,27
8	Kyrgyz Republic	\$ 3.225,31	\$ 3.225,31	\$ 3.215,50	\$ 19.293,00	\$ 834.923,50	\$ 863.882,62
9	Latvia	\$ 32.446,67	\$ 32.253,15	\$ 32.155,00	\$ 54.663,50	\$ 691.160,47	\$ 842.678,79
10	Peru	\$ 382.715,88	\$ 386.036,80	\$ -	\$ -	\$ -	\$ 768.752,68
11	Uruguay	\$ 259.476,59	\$ 264.475,83	\$ 244.367,50	\$ -	\$ -	\$ 768.319,92
12	Dominican Republic	\$ -	\$ 74.182,25	\$ 73.956,50	\$ -	\$ 435.433,92	\$ 583.572,67
13	Chile	\$ 437.604,63	\$ -	\$ -	\$ -	\$ -	\$ 437.604,63
14	Turkmenistan	\$ 9.740,45	\$ 9.675,95	\$ 9.646,50	\$ 19.293,00	\$ 368.207,00	\$ 416.562,90
15	Philippines	\$ -	\$ 328.982,13	\$ 74.776,58	\$ -	\$ -	\$ 403.758,71
16	Somalia	\$ 3.225,31	\$ 3.225,31	\$ 3.215,50	\$ 3.215,50	\$ 328.186,50	\$ 341.068,12
17	Antigua and Barbuda	\$ 6.482,89	\$ 6.450,63	\$ -	\$ -	\$ 323.844,35	\$ 336.777,87
18	Liberia	\$ 3.225,31	\$ 3.225,31	\$ 3.215,50	\$ 6.431,00	\$ 318.891,60	\$ 334.988,72
19	Comoros	\$ 3.225,31	\$ 3.225,31	\$ 3.215,50	\$ 3.215,50	\$ 255.061,88	\$ 267.943,50
20	Sao Tome and Principe	\$ 3.225,31	\$ 3.225,31	\$ 3.215,50	\$ 3.215,50	\$ 252.282,50	\$ 265.164,12
21	Afghanistan	\$ 29.189,11	\$ 22.577,21	\$ 25.724,00	\$ 9.646,50	\$ 167.469,50	\$ 254.606,32
	Arrears \$250,000 to \$1,000,000	\$ 1.825.715,70	\$ 1.389.265,84	\$ 476.703,58	\$ 118.973,50	\$ 3.975.461,22	\$ 7.786.119,84
22	Central African Republic	\$ 3.225,31	\$ 3.225,31	\$ 3.215,50	\$ 3.215,50	\$ 192.763,50	\$ 205.645,12
23	Sierra Leone	\$ 3.225,31	\$ 809,85	\$ 3.215,50	\$ 3.215,50	\$ 187.613,70	\$ 198.079,86
24	Costa Rica	\$ 64.861,09	\$ 64.506,30	\$ 57.035,78	\$ -	\$ -	\$ 186.403,17
25	Paraguay	\$ 51.895,32	\$ 51.605,04	\$ 51.448,00	\$ 22.964,81	\$ -	\$ 177.913,17
26	Tajikistan	\$ -	\$ -	\$ -	\$ 12.862,00	\$ 149.725,06	\$ 162.587,06
27	Burundi	\$ -	\$ 3.225,31	\$ -	\$ 3.215,50	\$ 140.749,75	\$ 147.190,56
28	Cuba	\$ 97.307,75	\$ 48.248,45	\$ -	\$ -	\$ -	\$ 145.556,20
29	Seychelles	\$ 6.482,89	\$ 6.450,63	\$ 6.431,00	\$ 6.431,00	\$ 113.479,08	\$ 139.274,60
30	Nicaragua	\$ 3.225,31	\$ 3.225,31	\$ 3.215,50	\$ 3.215,50	\$ 126.089,06	\$ 138.970,68
31	Chad	\$ 3.225,31	\$ 3.225,31	\$ -	\$ 3.170,05	\$ 108.724,43	\$ 118.345,10
32	Gambia	\$ 3.225,31	\$ -	\$ 64.138,12	\$ 15.400,02	\$ 26.411,25	\$ 109.174,70
33	Nigeria	\$ 103.179,49	\$ -	\$ -	\$ -	\$ -	\$ 103.179,49
34	Guinea-Bissau	\$ 3.225,31	\$ 3.225,31	\$ 3.215,50	\$ 3.215,50	\$ 82.772,50	\$ 95.654,12
35	Iran, Islamic Republic of	\$ 80.619,36	\$ -	\$ -	\$ -	\$ -	\$ 80.619,36
36	Suriname	\$ 6.482,89	\$ 6.450,63	\$ 6.431,00	\$ 12.862,00	\$ 46.661,01	\$ 78.887,53
37	Moldova	\$ 50.000,00	\$ -	\$ -	\$ -	\$ -	\$ 50.000,00

Member Nations with Arrears of Contributions as at 18 November 2004

No.	Member Nation	Arrears Outstanding					Total Arrears
		2003	2002	2001	2000	Prior	
38	Solomon Islands	\$ 3.225,31	\$ 3.225,31	\$ 3.215,50	\$ 3.215,50	\$ 32.406,50	\$ 45.288,12
39	Gabon	\$ 44.253,14	\$ -	\$ -	\$ -	\$ -	\$ 44.253,14
40	Grenada	\$ -	\$ -	\$ -	\$ 3.215,50	\$ 30.654,59	\$ 33.870,09
41	Jordan	\$ -	\$ -	\$ -	\$ -	\$ 31.915,00	\$ 31.915,00
42	Fiji	\$ 12.965,76	\$ 12.901,26	\$ 5.880,00	\$ -	\$ -	\$ 31.747,02
43	Democratic Republic of Congo	\$ 12.965,76	\$ -	\$ 12.862,00	\$ 1.974,34	\$ -	\$ 27.802,10
44	Sudan	\$ 19.448,65	\$ 1.770,77	\$ -	\$ -	\$ -	\$ 21.219,42
45	Cameroon	\$ 19.427,99	\$ -	\$ -	\$ -	\$ -	\$ 19.427,99
46	Dominica	\$ 3.225,31	\$ 3.225,31	\$ 3.215,50	\$ 3.215,50	\$ -	\$ 12.881,62
47	Kazakhstan	\$ 8.354,54	\$ -	\$ -	\$ -	\$ -	\$ 8.354,54
48	Nauru	\$ 3.225,31	\$ 4.029,19	\$ -	\$ -	\$ -	\$ 7.254,50
49	Kiribati	\$ 3.225,31	\$ 3.225,31	\$ 61,94	\$ -	\$ -	\$ 6.512,56
50	Zambia	\$ 3.109,62	\$ -	\$ -	\$ -	\$ -	\$ 3.109,62
51	Guinea	\$ 1.618,24	\$ -	\$ -	\$ -	\$ -	\$ 1.618,24
52	Timor-Leste	\$ 806,33	\$ -	\$ -	\$ -	\$ -	\$ 806,33
53	Panama	\$ 322,20	\$ -	\$ -	\$ -	\$ -	\$ 322,20
	Arrears less than \$250,000	\$ 616.354,12	\$ 222.574,60	\$ 223.580,84	\$ 101.388,22	\$ 1.269.965,43	\$ 2.433.863,21
	Total of all Member Nations	\$ 14.374.412,95	\$ 12.011.140,30	\$ 4.864.356,92	\$ 4.005.005,22	\$ 23.361.535,99	\$ 58.616.451,38

Arrears paid in full during Calendar Year 2004 as at 18 November 2004

No	Member Nation	Arrears Paid
1	Armenia	\$ 25.000,00
2	Bolivia	\$ 20.070,10
3	Cambodia	\$ 30.896,00
4	China	\$ 2.477.078,78
5	Cote d'Ivoire	\$ 23.403,11
6	Ecuador	\$ 158.006,22
7	Georgia	\$ 36.223,33
8	Guatemala	\$ 112.860,98
9	Indonesia	\$ 180,00
10	Israel	\$ 4.708,65
11	Lebanon	\$ 38.929,55
12	Lithuania	\$ 185.028,08
13	Malawi	\$ 6.482,89
14	Malaysia	\$ 362.206,44
15	Mali	\$ 6.475,80
16	Micronesia	\$ 806,33
17	Myanmar, Union of	\$ 32.446,67
18	Pakistan	\$ 239.106,53
19	Poland	\$ 1.715.432,86
20	Serbia and Montenegro	\$ 64.861,09
21	St Vincent and the Grenadines	\$ 10,31
22	Tanzania	\$ 889,75
23	Tunisia	\$ 6.683,55
24	Tuvalu	\$ 806,33
25	Ukraine	\$ 42.943,39
26	Uzbekistan	\$ 35.671,98
27	Vanuatu	\$ 12.881,62
28	Venezuela	\$ 2.033.617,86
29	Zimbabwe	\$ 25.963,79
Total of all Member Nations		\$ 7.699.671,99

Arrears paid in part during Calendar Year 2004 as at 18 November 2004

No	Member Nation	Arrears Paid	Remaining Balance
1	Azerbaijan	\$ 132.492,16	1.124.330,36
2	Brazil	\$ 7.714.610,72	14.045.131,43
3	Chad	\$ 53.979,05	118.345,10
4	Chile	\$ 200.000,00	437.604,63
5	Colombia	\$ 241.026,54	\$ 900.438,27
6	Comoros	\$ 20.299,12	\$ 267.943,50
7	Cuba	\$ 72.000,00	\$ 145.556,20
8	Gabon	\$ 46.313,71	\$ 44.253,14
9	Grenada	\$ 43.752,41	\$ 33.870,09
10	Guinea	\$ 36.750,00	\$ 1.618,24
11	Iran, Islamic Republic of	\$ 950.000,00	\$ 80.619,36
12	Jordan	\$ 25.963,79	\$ 31.915,00
13	Kazakhstan	\$ 299.930,86	\$ 8.354,54
14	Latvia	\$ 55.000,00	\$ 842.678,79
15	Moldova	\$ 20.000,00	\$ 50.000,00
16	Panama	\$ 58.056,00	\$ 322,20
17	Peru	\$ 384.418,11	\$ 768.752,68
18	Philippines	\$ 324.337,68	\$ 403.758,71
19	Sierra Leone	\$ 106.482,94	\$ 198.079,86
20	Solomon Islands	\$ 2.700,00	\$ 45.288,12
21	Tajikistan	\$ 17.225,31	\$ 162.587,06
22	United States of America	\$ 14.491.330,00	\$ 1.752.850,00
23	Uruguay	\$ 154.344,00	\$ 768.319,92
Total of all Member Nations		\$ 25.451.012,40	\$ 22.232.617,20

Member Nations having made no payment in 2004 against outstanding arrears as at 18 November 2004

No.	Member Nation	Arrears Outstanding					Total Arrears
		2003	2002	2001	2000	Prior	
1	Afghanistan	\$ 29.189,11	\$ 22.577,21	\$ 25.724,00	\$ 9.646,50	\$ 167.469,50	\$ 254.606,32
2	Antigua and Barbuda	\$ 6.482,89	\$ 6.450,63	\$ -	\$ -	\$ 323.844,35	\$ 336.777,87
3	Argentina	\$ 3.726.625,71	\$ 3.760.717,29	\$ 3.739.626,50	\$ 3.562.774,00	\$ 2.809.585,50	\$ 17.599.329,00
4	Burundi	\$ -	\$ 3.225,31	\$ -	\$ 3.215,50	\$ 140.749,75	\$ 147.190,56
5	Cameroon	\$ 19.427,99	\$ -	\$ -	\$ -	\$ -	\$ 19.427,99
6	Central African Republic	\$ 3.225,31	\$ 3.225,31	\$ 3.215,50	\$ 3.215,50	\$ 192.763,50	\$ 205.645,12
7	Costa Rica	\$ 64.861,09	\$ 64.506,30	\$ 57.035,78	\$ -	\$ -	\$ 186.403,17
8	Democratic Republic of Congo	\$ 12.965,76	\$ -	\$ 12.862,00	\$ 1.974,34	\$ -	\$ 27.802,10
9	Dominica	\$ 3.225,31	\$ 3.225,31	\$ 3.215,50	\$ 3.215,50	\$ -	\$ 12.881,62
10	Dominican Republic	\$ -	\$ 74.182,25	\$ 73.956,50	\$ -	\$ 435.433,92	\$ 583.572,67
11	Fiji	\$ 12.965,76	\$ 12.901,26	\$ 5.880,00	\$ -	\$ -	\$ 31.747,02
12	Gambia	\$ 3.225,31	\$ -	\$ 64.138,12	\$ 15.400,02	\$ 26.411,25	\$ 109.174,70
13	Guinea-Bissau	\$ 3.225,31	\$ 3.225,31	\$ 3.215,50	\$ 3.215,50	\$ 82.772,50	\$ 95.654,12
14	Iraq	\$ 441.094,09	\$ 332.207,45	\$ 411.584,00	\$ 102.896,00	\$ 4.181.738,00	\$ 5.469.519,54
15	Kiribati	\$ 3.225,31	\$ 3.225,31	\$ 61,94	\$ -	\$ -	\$ 6.512,56
16	Kyrgyz Republic	\$ 3.225,31	\$ 3.225,31	\$ 3.215,50	\$ 19.293,00	\$ 834.923,50	\$ 863.882,62
17	Liberia	\$ 3.225,31	\$ 3.225,31	\$ 3.215,50	\$ 6.431,00	\$ 318.891,60	\$ 334.988,72
18	Nauru	\$ 3.225,31	\$ 4.029,19	\$ -	\$ -	\$ -	\$ 7.254,50
19	Nicaragua	\$ 3.225,31	\$ 3.225,31	\$ 3.215,50	\$ 3.215,50	\$ 126.089,06	\$ 138.970,68
20	Nigeria	\$ 103.179,49	\$ -	\$ -	\$ -	\$ -	\$ 103.179,49
21	Paraguay	\$ 51.895,32	\$ 51.605,04	\$ 51.448,00	\$ 22.964,81	\$ -	\$ 177.913,17
22	Sao Tome and Principe	\$ 3.225,31	\$ 3.225,31	\$ 3.215,50	\$ 3.215,50	\$ 252.282,50	\$ 265.164,12
23	Seychelles	\$ 6.482,89	\$ 6.450,63	\$ 6.431,00	\$ 6.431,00	\$ 113.479,08	\$ 139.274,60
24	Somalia	\$ 3.225,31	\$ 3.225,31	\$ 3.215,50	\$ 3.215,50	\$ 328.186,50	\$ 341.068,12
25	Sudan	\$ 19.448,65	\$ 1.770,77	\$ -	\$ -	\$ -	\$ 21.219,42
26	Suriname	\$ 6.482,89	\$ 6.450,63	\$ 6.431,00	\$ 12.862,00	\$ 46.661,01	\$ 78.887,53
27	Timor-Leste	\$ 806,33	\$ -	\$ -	\$ -	\$ -	\$ 806,33
28	Turkmenistan	\$ 9.740,45	\$ 9.675,95	\$ 9.646,50	\$ 19.293,00	\$ 368.207,00	\$ 416.562,90
29	Yugoslavia	\$ -	\$ -	\$ -	\$ 83.603,00	\$ 8.321.705,00	\$ 8.405.308,00
30	Zambia	\$ 3.109,62	\$ -	\$ -	\$ -	\$ -	\$ 3.109,62
Total of all Member Nations		\$ 4.550.236,45	\$ 4.385.777,70	\$ 4.490.549,34	\$ 3.886.077,17	\$ 19.071.193,52	\$ 36.383.834,18

Member Nations with Potential Voting Rights Problems at 18 November 2004

Member Nation		Amount in Arrears	Contribution Due for Two Preceding years	Minimum Payment required to Ensure Vote
1	Afghanistan	\$ 254.606,32	\$ 51.766,32	\$ 202.841,00
2	Antigua and Barbuda	\$ 336.777,87	\$ 12.933,52	\$ 323.845,35
3	Argentina	\$ 17.599.329,00	\$ 7.487.343,00	\$ 10.111.987,00
4	Azerbaijan	\$ 1.124.330,36	\$ 25.867,02	\$ 1.098.464,34
5	Burundi	\$ 147.190,56	\$ 6.450,62	\$ 140.740,94
6	Central African Republic	\$ 205.645,12	\$ 6.450,62	\$ 199.195,50
7	Chad	\$ 118.345,10	\$ 6.450,62	\$ 111.895,48
8	Comoros	\$ 267.943,50	\$ 6.450,62	\$ 261.493,88
9	Costa Rica	\$ 186.403,17	\$ 129.367,39	\$ 57.036,78
10	Democratic Republic of Congo	\$ 27.802,10	\$ 25.867,02	\$ 1.936,08
11	Dominica	\$ 12.881,62	\$ 6.450,62	\$ 6.432,00
12	Dominican Republic	\$ 583.572,67	\$ 148.783,79	\$ 434.789,88
13	Fiji	\$ 31.747,02	\$ 25.867,02	\$ 5.881,00
14	Gambia	\$ 109.174,70	\$ 6.450,62	\$ 102.725,08
15	Grenada	\$ 33.870,09	\$ 6.450,62	\$ 27.420,47
16	Guinea-Bissau	\$ 95.654,12	\$ 6.450,62	\$ 89.204,50
17	Iraq	\$ 5.469.519,54	\$ 773.301,54	\$ 4.696.219,00
18	Kiribati	\$ 6.512,56	\$ 6.450,62	\$ 62,94
19	Kyrgyz Republic	\$ 863.882,62	\$ 6.450,62	\$ 857.433,00
20	Latvia	\$ 842.678,79	\$ 64.699,82	\$ 777.979,97
21	Liberia	\$ 334.988,72	\$ 6.450,62	\$ 328.539,10
22	Moldova	\$ 50.000,00	\$ 12.933,52	\$ 37.067,48
23	Nauru	\$ 7.254,50	\$ 6.450,62	\$ 804,88
24	Nicaragua	\$ 138.970,68	\$ 6.450,62	\$ 132.521,06
25	Paraguay	\$ 177.913,17	\$ 103.500,36	\$ 74.413,81
26	Sao Tome and Principe	\$ 265.164,12	\$ 6.450,62	\$ 258.714,50
27	Seychelles	\$ 139.274,60	\$ 12.933,52	\$ 126.342,08
28	Sierra Leone	\$ 198.079,86	\$ 6.450,62	\$ 191.630,24
29	Solomon Islands	\$ 45.288,12	\$ 6.450,62	\$ 38.838,50
30	Somalia	\$ 341.068,12	\$ 6.450,62	\$ 334.618,50
31	Suriname	\$ 78.887,53	\$ 12.933,52	\$ 65.955,01
32	Tajikistan	\$ 162.587,06	\$ 6.450,62	\$ 156.137,44
33	Turkmenistan	\$ 416.562,90	\$ 19.416,40	\$ 397.147,50
34	Uruguay	\$ 768.319,92	\$ 523.952,42	\$ 244.368,50
		\$ 31.442.226,13	\$ 9.547.577,34	\$ 21.894.682,79