



GLOBEFISH

EUROPEAN PRICE REPORT

Issue 02/2012
February 2012

*The **European Fish Price Report**, based on information supplied by industry correspondents, aims to provide guidance on broad price trends. Price information is indicative and should be used only for forecasting medium- and long-term trends. FAO is not responsible for any errors or omissions.*

INDEX FOR PRICES

Groundfish	8
Flatfish	9
Tuna	9
Small Pelagics	10
Cephalopods	10
Crustaceans	11
Bivalves	13
Salmon	13
Trout	13
Freshwater fish	13
Non Traditional Species	14
Seabass-Seabream-Meagre	15

LATEST TRENDS

World trade in fish and fishery products set a new record in 2011, with exports reaching USD 127 billion, a significant increase of almost 17% from the previous year. The main reason is higher prices on many of the most traded fish commodities as volumes traded increased by a mere 0.5%. Strong demand in Asia, high import-dependency in the USA and the EU but also buoyant demand from many emerging markets underpinned the rise in prices. Supply for a number of species was tight during the year; mackerel and herring, several tuna species, oysters and shrimp saw prices move upwards. Farmed salmon prices in contrast were markedly lower during the second semester after a large increase in supply. For capture fisheries, the high cost of fuel made fishing of some species uneconomical for parts of the season until prices moved further upwards, and for farmers of carnivorous species, the tight market for fishmeal saw feeding costs rise. It is clear, therefore, that higher prices also reflect higher costs and not only rising demand.

The FAO FISH PRICE INDEX showed rising prices throughout 2011 with an absolute record reached in August 2011, after which aggregate price levels receded somewhat. Prices on wild species continued to rise driven by high quotations for tuna and small pelagics, whereas lower salmon prices caused the farmed index to weaken from previous levels.

Aquaculture production continued to increase, reaching a new record of almost 62 million tonnes in 2011, but the rate of increase is falling. Capture fisheries saw a large swing towards higher catches again thanks to bigger harvests in the Eastern South Pacific after lower catches as a result of El Niño in 2010.

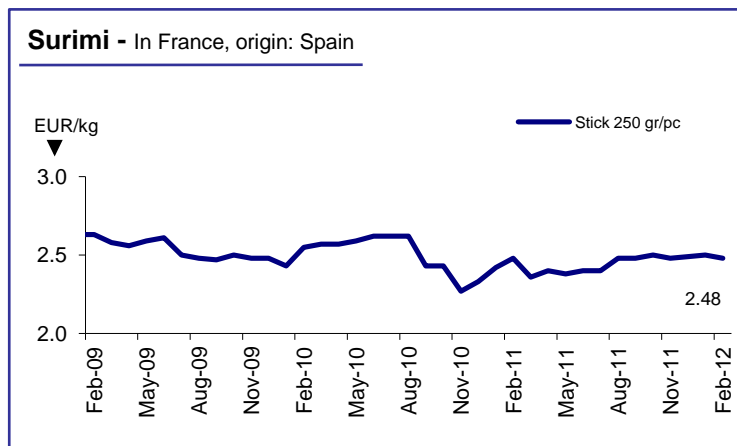
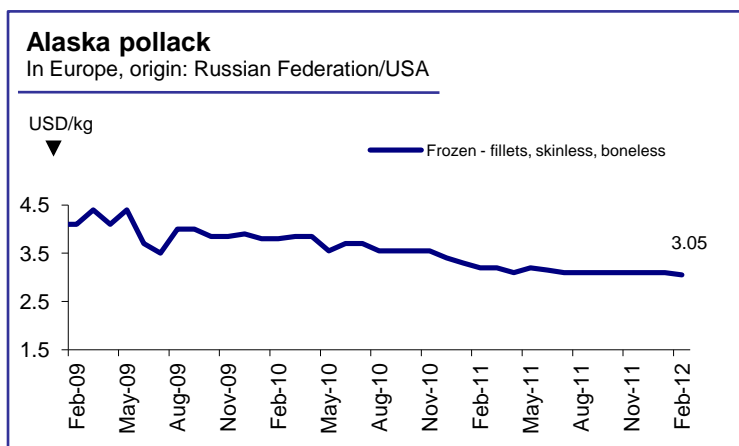
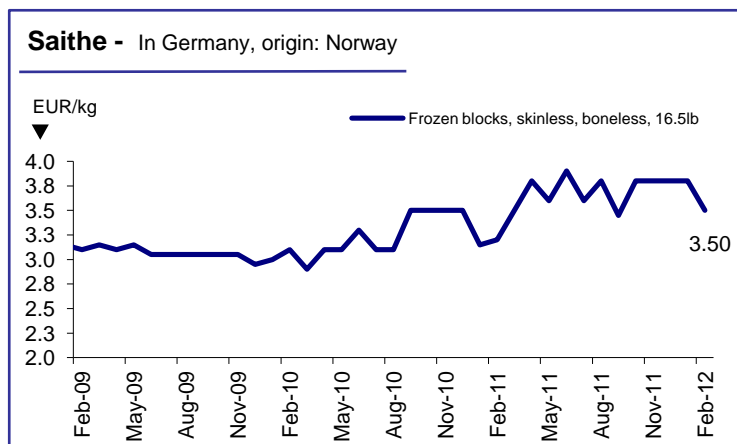
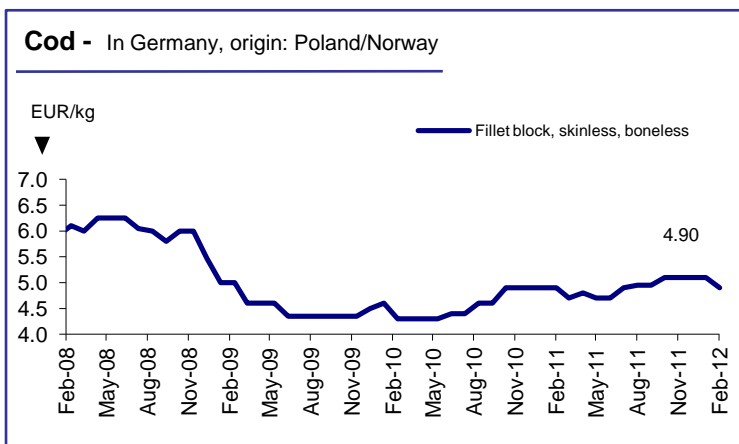


The outlook for 2012 is mixed. Several species are in tight supply and prices will remain high. The underlying demand for fish and fishery products is on a long-term positive trend, with more and more of the world's consumers becoming aware of the positive nutritional benefits resulting from fish consumption.

On the contrary, high prices of certain species will guide consumers to more competitively priced fish products, or to alternative sources of protein. Fortunately, a number of fish species and products remain attractive in the eyes of consumers, in particular farmed species. But there is good news also from many of the wild marine stocks where implementation of more effective fisheries management measures are starting to show results with larger quotas and catches foreseen for the next few years, especially of some groundfish species.

The certification of both capture and farmed species has been proceeding at a growing pace. A recent phenomenon is that some fisheries now opt for national schemes rather than follow the established private schemes such as those operated by the Marine Stewardship Council or Friend of the Sea. Examples of these are the Icelandic national fisheries label and the Alaska Seafood label. The reasons behind such a choice can vary from concern about the cost of established programmes to the perceived need for a greater national or geographic identity for the product in question.

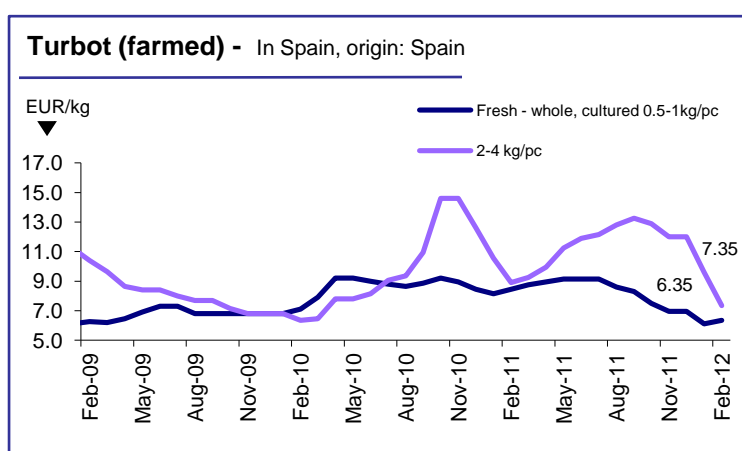
GROUND FISH



In Norway, the export price of farmed cod continued to fall towards the end of January, despite volumes decreasing as well. The average export prices for farmed cod were NOK 23.42 (EUR 3.06) per kilo in week 4, almost NOK 2 (EUR 0.26) down from the previous week, according to the figures released by the Norwegian Seafood Council. Export volumes were also down with only 70 tonnes exported, down by around 16 tonnes from week 3.

During the first week of February, the supply of frozen groundfish species declined by 12% on the Madrid market, while fresh/chilled groundfish increased by 12%. Fresh hake from Chile contributed most to the increase and the sharpest decline was seen for fresh longline hake and frozen hake fish fingers. Frozen hake supply of all sizes fell, as well as fresh hake from South Africa.

FLATFISH



Small size turbot prices are recovering while prices of larger sizes are still declining. However, prices are likely to drop because demand is falling and farms are showing good growth in production.

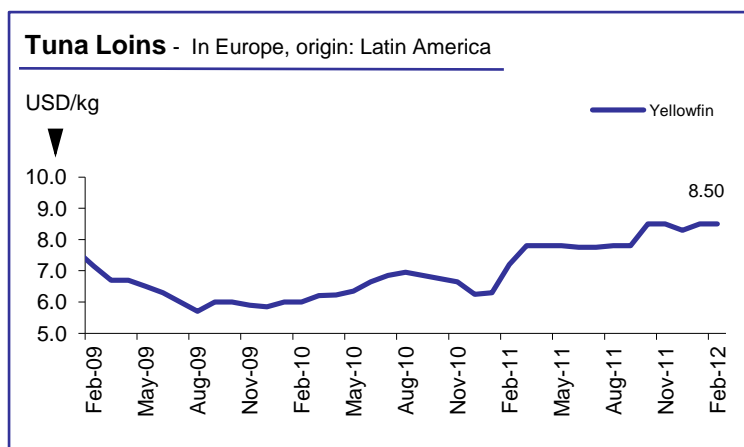
TUNA

Despite mixed results from fishing in the Western Central Pacific during January, there was enough tuna raw material supply to satisfy the current production requirements of the Thai market plus allowing packers there to increase the levels of their raw material stock in advance of shortages expected later in the year from FAD closures. Tuna raw material stock levels in Thailand increased from about 50 000 tonnes at the end of December 2011 to about 70 000 tonnes at the end of January 2012. This represents about 1.5 months of production. Thai packers report that market demand is relatively slow as a result of high raw material prices.

Pricing for skipjack was about USD 2 000 per tonne CFR Bangkok for February delivery, down about USD 50 per tonne compared with January. March pricing is expected to be slightly lower. Yellowfin 10 kg/up without the EU compliant catch and sanitary certificates was sold for USD 2 250 per tonne CFR Bangkok, while the same fish with these certificates were sold for USD 2 600 per tonne. The market has developed a two tier pricing system with one price for fish that can enter the EU and another, lower, price for fish that cannot gain access to that market because of lack of necessary documentation, usually because the flag state of the fishing vessel or the country where the fish is transhipped does not have sanitary or fishery authorities recognized as competent by the EU.

Catches in the Western and Central Pacific in January increased by 44% compared with the same period in 2011. Demand in Ecuador remains strong with the price of

skipjack in Manta being lower than Bangkok. Ecuador canneries paid local fishing boats USD 1 950 per tonne for direct delivery skipjack and USD 2 050 per tonne for skipjack delivered by reefer carrier from the Western and Central Pacific. With Ecuador seeing strong demand from the European and Latin American markets, production levels are expected to remain high putting pressure on raw material prices, particularly until landings from the seasonal tuna fishery in Peru begin.



West Africa and the Seychelles continue to have the lowest priced tuna raw material. In Abidjan skipjack was sold at EUR 1 330 (USD1 730) per tonne and in Mahe at EUR 1 350 (USD1 755) per tonne. Yellowfin sold for EUR 1 975 (USD 2 570) per tonne in Abidjan and EUR 2 000 (USD 2 600) per tonne in Mahe.

In Spain, cooked loin prices increased to about USD 5 900 per tonne CFR Vigo with volume still being shipped with the expectation of entering the EU within the 6% duty quota. Double cleaned yellowfin loin prices remained steady in Italy.

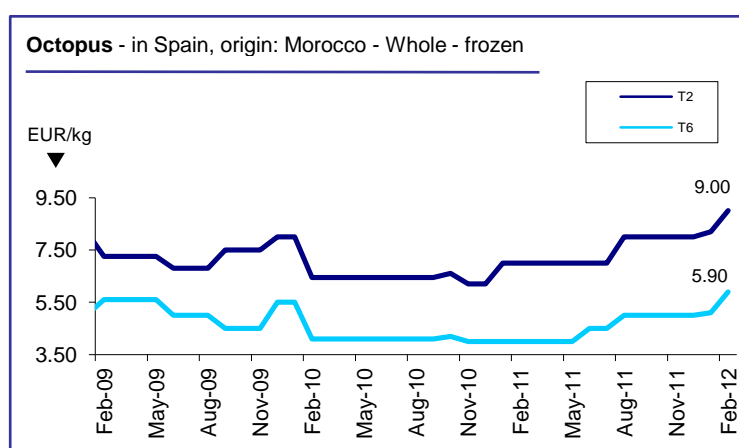
SMALL PELAGICS

The mackerel season in Spain started on 15 February for trawlers and for purse seiners it starts at the beginning of week 8. Prices are expected to be high because of the small TAC for Spain.

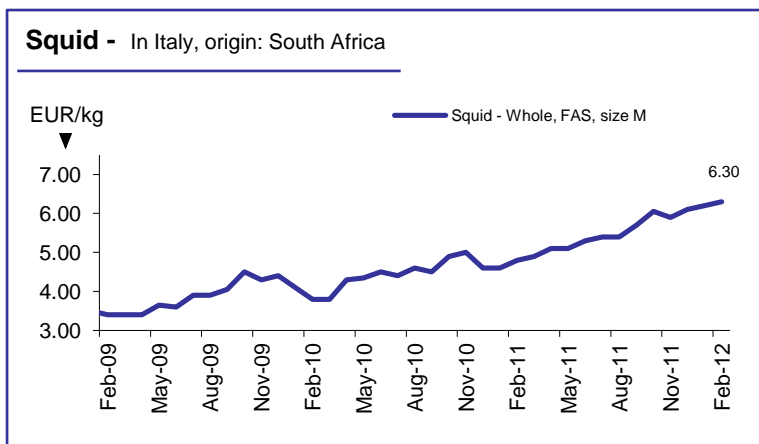
CEPHALOPODS

Indonesian octopus prices fell significantly in February compared with those in December 2011 and January 2012, partially as a result of the economic situation in Europe and also the existence of large stocks of raw material.

Squid catches in South Africa remain poor. The Euro weakened slightly relative to the South African currency decreasing profits in Rand terms.



In India this season's catches of cephalopods are exceptionally poor. Fishing activities are limited because of bad weather conditions in Western India.



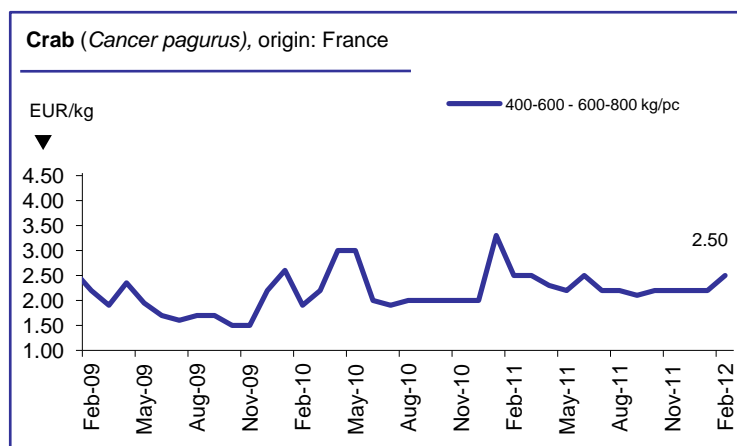
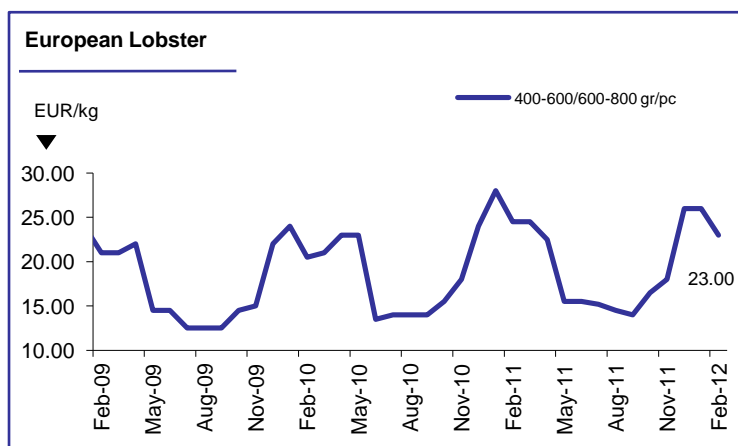
Catches of giant squid *Dosidicus gigas* in Peru are still poor but demand has increased slightly compared with January. Demand from China for cooked wings and tentacles has also grown.

Catches of *Loligo gahi* in Peru are low but there is good domestic demand on the local market and some demand for 10/15 and 16/20 sizes in Italy, Portugal and Spain. There is also

some demand from the USA market for bigger sizes. Production of *Loligo* in Peru has been limited for the last three years.

CRUSTACEANS

Landings of crab and lobster in France decreased and the market remains quiet.



Shrimp

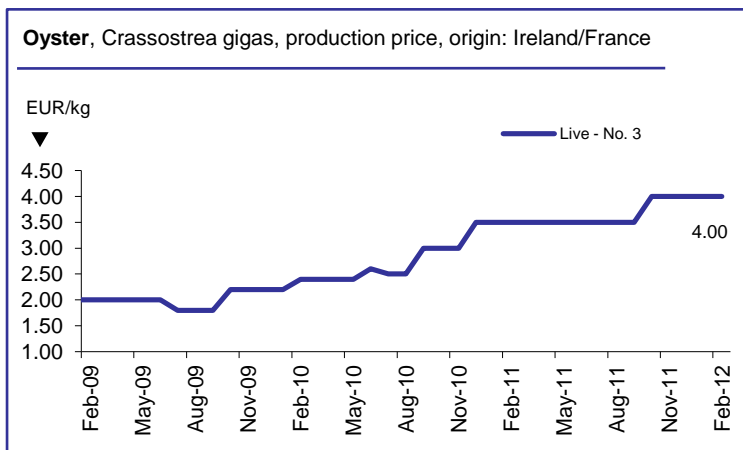
In Indonesia, the shrimp harvest is stable despite some flooding that resulted in the supply of small size shrimp being limited. Prices of shrimp fell as they have been affected by the economic situation in Japan, Europe and the US. Japanese cold storages contain plenty of stock and consumers are hesitant to buy. December 2011 exports to the USA dropped by 16.8% compared with the previous month; exports to Japan decreased by 10.5% for the same period.

Demand for Argentinean red shrimp in Spain is weak at the moment, as customers are putting large purchases on hold because of uncertainty about prices, sales volume and financial difficulties. Purchases are for immediate sale, not for inventories. In contrast, export demand has increased, including by new markets that traditionally did not consume this type of product. There are expectations of a possible arrival of large quantities of frozen Argentinean red shrimp at lower prices (as happened in early 2011, but has not happened yet this year). Prices and promotions of tails are more stable than for whole shrimp, which is encouraging Argentina to increase

production of frozen head off Argentinean red shrimp from landings of whole red shrimp.

In Spain, the market for *Penaeus vannamei* in January 2012 has remained at 2011 levels in both volume and price. However January is the low season for this shrimp species and it will be April before indications of market direction in 2012 will be seen. Currently prices remain at 2011 levels and are not expected to increase but may decrease slightly depending on supplies and the behaviour of Asian and USA markets. Purchases in Europe are in small quantities and customers are keeping minimum stocks because of uncertainty over demand.

BIVALVES



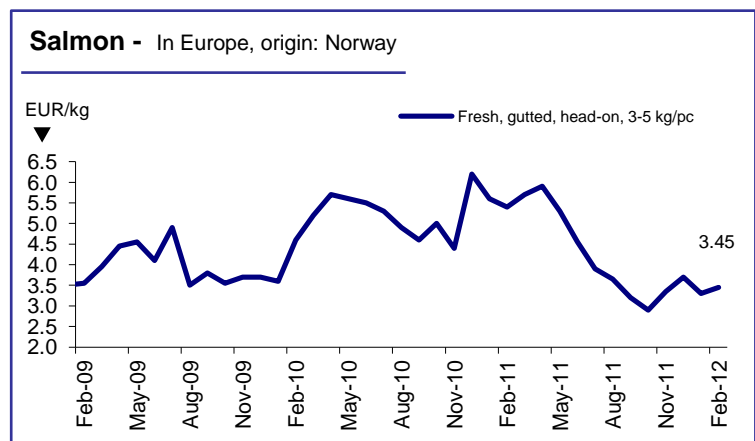
The French Bouchot season, which lasted longer than expected, is coming to an end. The market remains slow and well supplied with Irish and Dutch mussels.

The supply shortage of *Crassostrea gigas* is keeping prices on the high side.

SALMON

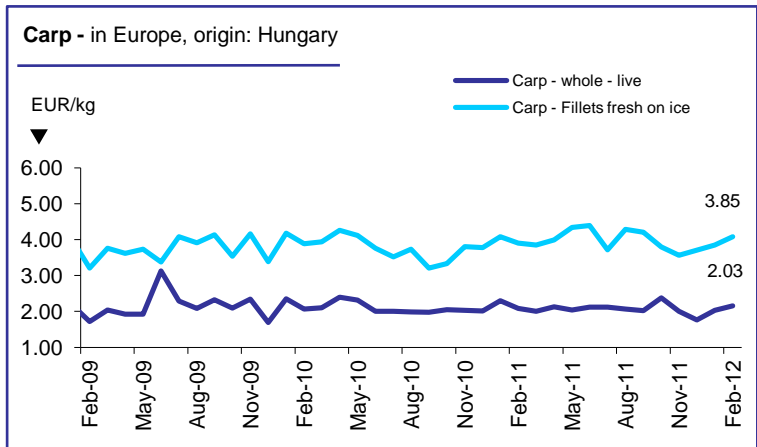
The salmon market is rather quiet at the moment with good balance between demand and supply.

Norwegian export figures for January show volumes up 22% from last year but prices down 33% per kilo on the average. All major markets showed good volume growth including the EU, Russia and Japan. As expected, the USA market was down given the return of Chilean production. For non-traditional markets, Viet Nam and the Ukraine showed impressive growth in imports from Norway, up 153% and 43% respectively.



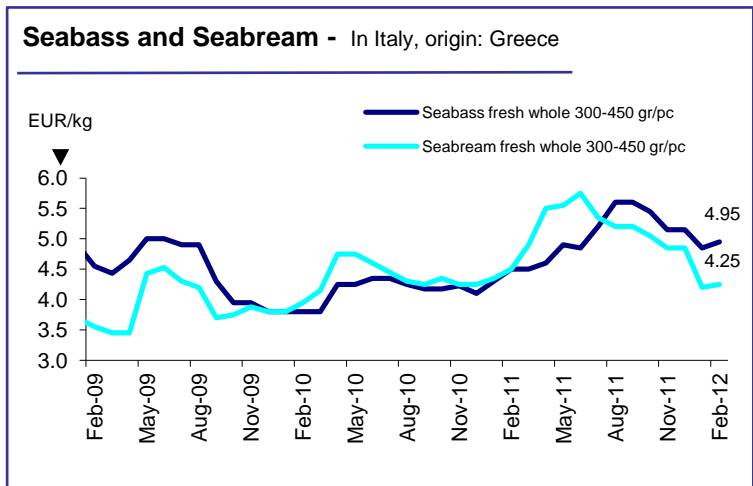
FRESHWATER FISH

Carp prices on the market in Hungary remain stable and have not changed substantially compared with mid-January prices. Purchasing activity remains low.



SEABASS/SEABREAM

The bass and bream market is relatively well balanced as weak seasonal demand is matched by lower supplies.



Fish Species Trade Name	Product Form	Grading	Price per kg			Reference & Area	Origin	
			As stated	EUR	USD			
GROUND FISH							February 2012	
Cod/Cabillaud, Morue/ Bacalao <i>Gadus morhua</i>	Fresh gutted			1.50	1.97	Poland fob	Baltic Sea	
	Fillets, skinless, boneless, blockfrozen	16.5 lb		4.90	6.45 *	Germany dap	Barents Sea	
	Fillet - light salted, IQF, 20% glaze			2.77	3.65 *	Spain cfr	China	
	Fresh - fillet	100-200 gr/pc		5.82	7.66 +	Italy cpt	Denmark	
		200-400		6.15	8.09 -			
		100-200 gr/pc		5.80	7.63 -			
		200-400		6.72	8.84 -			
	Fresh - Whole	1-2 kg/pc		4.91	6.46 -	fca	Denmark	
		2-4		5.43	7.15 -			
Fresh - gutted, headless cultured	2-3 kg/pc		4.50	5.92 -	fca	Norway		
Salted fillet	400-700 gr/pc		9.90	13.03 =	fob	Italy		
Hake/Merlu/Merluza <i>Merluccius capensis</i>	Skin-on fillets, plate land-frozen	2-4 oz/pc		2.95	3.88 -	ddp	Namibia	
		4-6		3.10	4.08 -			
		6-8		3.20	4.21 -			
		8-12		3.35	4.41 -			
<i>Merluccius productus</i>	Fillet, regular, skinned, PBO	16.5 lb		2.39	3.15 *	Germany cfr	USA	
Hoki/ Patagonian grenadier/ Grenadier de Patagonie/ Merluza de cola <i>Macruronus magellanicus</i>	PBO			2.13	2.80 *	Spain cif	New Zealand	
	Pieces block			1.56	2.05 *			
	Block			1.63	2.15 *			
	Block			1.54	2.03 *			
	Block premium			1.69	2.23 *			
Block minced			1.06	1.40 *	fob	Africa		
Alaska pollack/Lieu de l'Alaska/Colin de Alaska <i>Theragra chalcogramma</i>	Fillet block, skinless, boneless	16.5 lb		2.39	3.15 *	dap	Russia	
				2.32	3.05 *			
				2.28	3.00 *			
	Fillet, skinless, PBI, blockfrozen	6-8 oz/pc		2.32	3.05 *	cfr	USA	
				2.58	3.40 +			
	Full fillet			2.13	2.80 +	France cfr	China	
Surimi (Alaska pollack)	Stick - grade A	250 gr/pc		2.48	3.26 -		Spain	
Saithe/Lieu noir/ Carbonero (Pollock, Coley) <i>Pollachius virens</i>	Frozen - block, fillet, skinless, boneless	16.5 lb		3.50	4.61 *	Europe dap	Norway	
Monkfish/Baudroie/ Rape <i>Lophius spp.</i>	Tails, skin-off, IWP	100-250 gr/pc		8.00	10.53 -	Spain ddp	Namibia	
		250-500		9.50	12.50 -			
		500-1000		11.00	14.48 -			
	<i>Lophius piscatorius</i>	IQF, skinless, PBO	40-80 gr/pc		3.95	5.20 +	Europe ddp	China
		Fresh - Tail	0.3-0.5 kg/pc		9.00	11.84 -	Italy fca	Netherlands
			0.5-1		16.50	21.71 +		
			1-2		14.94	19.66 -		
		Fresh - whole	0.6-0.7		7.24	9.53 -	fca	UK
			8.47	11.15 -				
0.5-1			6.43	8.46 -				
	1-2		6.83	8.99 -	fob	Croatia		
					cpt	France		
Haddock/Eglefin/Eglofino <i>Melanogrammus aeglefinus</i>	Fillet, skinless, boneless blockfrozen	16.5 lb		4.60	6.05 *	Germany ddp	Barents Sea	
	H&G	0.8 kg/pc	DKK	12.00	1.61 2.12 *	Norway fca	Denmark	

Fish Species Trade Name	Product Form	Grading	Price per kg		Reference & Area	Origin
			As stated	EUR USD		
FLATFISH						February 2012
Turbot/Rodaballo <i>Psetta maxima</i>	Fresh - whole cultured	0.5-1 kg/pc	6.35	8.36 +	Spain cif	Spain
		1-2	6.70	8.82 +		
		2-3	7.35	9.67 -		
		3-4	11.25	14.81 -		
	Fresh - whole	0.8-1 kg/pc	5.20	6.84 =	Italy fca	Netherlands
		1.5-2	5.70	7.50 +		
		1-1.5	5.57	7.33 +		
		2-2.5	6.29	8.28 *		
Sole/Sole/ Lenguado <i>Solea vulgaris</i>	Fresh - whole	No. 1	11.00	14.48 +	fob cif fca	Croatia
		No. 3	12.06	15.87		
		No. 4	11.04	14.53		
		No. 5	9.75	12.83 +		
	Fresh - Guttled	No. 2	21.09	27.75 -	Netherlands	
		No. 3	17.04	22.42 -		
		No. 4	11.59	15.25 -		
		No. 5	8.36	11.00 +		
30% glaze	No.2 No.3 No.4	Not available				
<i>Synaptura</i> spp.	Fresh - fillet		8.83	11.62 -	cif cpt	Senegal
			8.62	11.34 -		
European Flounder/ Flet d'Europe/ Platija europea <i>Platichthys flesus</i>	Fresh whole	very small	0.40	0.53	Poland dap	Baltic
	Fesh - whole		1.22	1.61 -	Italy fca	Denmark
			1.91	2.51 -		Netherlands
TUNAS/BILLFISHES						February 2012
Tuna/Thon/Atún <i>Thunnus</i> spp.	Yellowfin - cooked & cleaned loins - vacuum packed	double cleaned	6.46	8.50 =	Italy ddp	Mauritius Kenya
	Skipjack - cooked & cleaned loins - vacuum packed		4.41	5.80		Solomon Is.
	Yellowfin - whole round frozen > 20 kg		2.25	2.96 +	Italy cfr	Philippines
	Skipjack - cooked & cleaned loins - vacuum packed	single cleaned	4.48	5.90 +	Spain ddp	China Thailand
	Yellowfin - loins < 5% glazing 2-4 kg/pc	100% clean	4.65	6.12 *		fca
	Yellowfin - whole	3-10 kg/pc < 10	1.55	2.04 -	cif	Atlantic Ocean
	Skipjack - whole	> 1.8 kg/pc	1.65	2.17		
	Bigeye - whole	> 10 kg/pc	1.80	2.37	exw cfr	Seychelles
	Yellowfin - whole	> 20 kg/pc	1.95	2.57 +		
	Skipjack - cooked & cleaned loins - vacuum packed	single ceaning	4.10	5.40	ddp	Kenya
	Bigeye - frozen loins		4.80	6.32 +		
	Yellowfin - frozen loins		5.20	6.84	exw ddp	Eastern Pacific
	Skipjack - frozen loins		4.53	5.96 +		
	Yellowfin - whole	> 10 kg/pc	2.30	3.03 *	exw ddp	Pacific Ocean
	Albacore - whole		2.85	3.75 *		
	Albacore - loins		5.35	7.04 *		

Fish Species Trade Name	Product Form	Grading	Price per kg		Reference & Area	Origin
			As stated	EUR USD		
TUNAS/BILLFISHES (cont.)						February 2012
Tuna/Thon/Atún <i>Thunnus spp.</i>	Skipjack - whole	> 1.8 kg/pc	1.50	1.97 *	Spain cif	Indian Ocean
	Skipjack - pre-cooked loins		5.90	7.76 +	Ecuador fob	Ecuador
	Yellowfin - pre-cooked loins	single cleaning double cleaning	6.50 7.00	8.55 + 9.21 +	(for European mkt)	
Swordfish/Espadon/ Pez espada <i>Xiphias gladius</i>	Seafrozen	20-30 kg/pc	5.20	6.84 -	Spain fob	Spain
		30-50-70	5.20	6.84 -		
		70-100	5.20	6.84 -		
SMALL PELAGICS						February 2012
Mackerel/Maquereau/ Caballa <i>Scomber scombrus</i>		300-500 gr/pc	1.40	1.84	Spain fca	Spain
		200-400	1.40	1.84		
	Fresh - fillet		Not available		Italy fca	France
	Fresh - whole		2.95	3.88 -	fca	Spain
Herring/Hareng/Arenque <i>Clupeidae</i>	Flap, skin on	5-8	No quotations		cpt	Portugal
		6-8			fca	Faeroe Is.
	Fresh - whole	70-100 gr/pc	0.39	0.51	Poland fob	Baltic
			0.23	0.30		
Sprat/Sprat/Espadin <i>Sprattus sprattus</i>	Fresh - whole		1.75	2.30 *	Italy fca	Spain
			1.62	2.13 *	cpt	
		Mediterranean sea	1.58	2.08 *		
			1.20	1.58 -	fob	Croatia
			1.15	1.51 *		
	Fresh - headless, gutted		5.40	7.11 =		Italy
CEPHALOPODS						February 2012
Squid/Encornet/Calamar <i>Loligo spp.</i>	Frozen - whole	S (< 18 cm)	6.20	8.16 +	Italy cif	South Africa
		M (18-25)	6.30	8.29 +		
		L (25-30)	6.55	8.62 +		
		XL (>30)	6.55	8.62 +		
<i>Loligo vulgaris</i>	Whole - cleaned, IQF 20% glaze	< 10	3.65	4.80 *	Germany cfr	India
		10-20	3.50	4.60 *		
		20-40	3.04	4.00 *		
	Whole	< 100 100-300	5.77 8.43	7.59 11.09	Italy cif	UK
Octopus/Poulpe/Pulpo <i>Octopus vulgaris</i>	Frozen - whole	300-500	7.00	9.21 *	Spain cfr	France
		500-1000	7.65	10.07 *		
		> 1000	7.80	10.26 *		
		T1	9.90	13.03 +	wholesale	Morocco
	T2	9.00	11.84 +			
	T3	7.90	10.40 +			
	T4	7.40	9.74 +			
	T5	6.90	9.08 +			
	T6	5.90	7.76 +			
	T7	5.70	7.50 +			
	T8	5.10	6.71 +			
	T9	4.80	6.32 +			
	Flower type - IQF 90% net weight	1-2 kg/pc > 2	5.32 5.62	7.00 = 7.40 -	Italy cfr	Indonesia

Fish Species Trade Name	Product Form	Grading	Price per kg		Reference & Area	Origin	
			As stated	EUR USD			
CEPHALOPODS (cont.)						February 2012	
Cuttlefish/Seiche/ Sepia <i>Sepia spp.</i>	IQF, 80% net weight	1-2 pc/kg	6.85	9.01	Germany cfr	Indonesia	
		2-4	6.90	9.08			
		5-7	6.90	9.08			
		8-12	5.90	7.76			
	Whole cleaned, 20% glaze	< 1	4.79	6.30 *		Thailand	
1-2		4.79	6.30 *				
2-4		4.71	6.20 *				
<i>Sepia pharaonis</i>	Net weight	500-1000	4.65	6.12 *	Spain cfr	France	
	10% glaze	> 1000	4.85	6.38 *			
	Whole cleaned, 10% glaze	5-7	5.17	6.80 *	Germany cfr	India	
	IQF	8-12	4.48	5.90 *			
CRUSTACEANS						February 2012	
Whiteleg shrimp/ Crevette pattes blanches/Camarón patiblanco <i>Penaeus vannamei</i>	IQF, treated	31-40 pc/lb	7.45	9.80 *	Germany cfr	Indonesia	
		41-50	6.91	9.10 *			
		51-60	6.61	8.70 *			
		61-70	6.08	8.00 *			
		71-90	5.70	7.50 *			
		91-120	5.24	6.90 *			
	Peeled tail-on, IQF, 20% glaze	31-40 pc/lb	6.25	8.23 *	Spain	India/Viet Nam	
		26-30 pc/lb	7.55	9.94 *			
	Peeled deveined, IQF, 25%	31-40	6.65	8.75 *			
		41-50	6.25	8.23 *			
	Peeled tail-on cooked, IQF,	31-40 pc/lb	7.25	9.54 *			
	Whole	30-40 pc/lb	6.40	8.42 *	Colombia for European main ports	America	
		40-50	5.30	6.97 *			
		50-60	4.78	6.29 *			
		60-70	4.38	5.76 *			
70-80		4.18	5.50 *				
80-100		4.05	5.33 *				
100-120		3.80	5.00 *				
Head-on, shell-on	80-100 pc/kg	3.27	4.30 -	Colombia for European main ports	Colombia		
	100-120	3.15	4.15 *				
	120-150	2.96	3.90 *				
Raw, PUD, IQF, net weight	30-40 pc/lb	7.67	10.10 *	Europe	India		
Raw, PUD, IQF, 10% glaze		6.69	8.80 *				
Black tiger/Crevette tigrée/Camarón tigre <i>Penaeus monodon</i>	semi-IQF, head-on 20% glaze	8-12	8.74	11.50 +	Europe cfr	Bangladesh	
		13-15	7.98	10.50 +			
		16-20	6.69	8.80 =			
		21-30	5.02	6.60 -			
		31-40	4.26	5.60 -			
	Headless, easy-peel, 20% glaze	6-8	11.40	15.00	India		
		IQF	8-12	9.80		12.90	
	Whole - semi-IQF 20% glaze	6-8	13.65	17.96 *	Spain cfr	Bangladesh	
		8-12	10.10	13.29 *			
		13-15	9.00	11.84 *			
		16-20	7.50	9.87 *			
		21-30	5.85	7.70 *			
		31-40	4.95	6.51 *			
		25% glaze	6-8	13.25			17.44 *
			8-12	9.75			12.83 *
13-15			8.70	11.45 *			
16-20			7.15	9.41 *			
21-30	5.55		7.30 *				

Fish Species Trade Name	Product Form	Grading	Price per kg		Reference & Area	Origin			
			As stated	EUR USD					
CRUSTACEANS (cont.)						February 2012			
Black tiger/Crevette tigrée/Camarón tigre <i>Penaeus monodon</i> (cont.)	Headless, skin-on, IQF 20% glaze	8-12	10.65	14.02 *	Spain cfr	Bangladesh			
		13-15	10.95	14.41 *					
		16-20	8.50	11.19 *					
		21-30	7.90	10.40 *					
		31-40	6.70	8.82 *					
	Headless, skin-on 20% glaze	13-15	12.60	16.58 *					
		16-20	10.85	14.28 *					
		21-25	9.55	12.57 *					
		26-30	8.15	10.73 *					
		31-40	7.05	9.28 *					
	Headless, shell-on, IQF, 80% glaze	8-12 pc/lb	10.87	14.30			Germany cfr	Viet Nam	
		13-15	9.19	12.10					
		16-20	7.75	10.20					
		21-25	6.38	8.40					
		26-30	5.40	7.10					
		31-40	4.94	6.50					
41-50		4.33	5.70						
IQF - 80% net weight, PD	6-8 pc/lb	15.20	20.00						
	8-12	12.61	16.60						
	16-20	8.97	11.80						
	21-25	8.28	10.90						
	26-30	7.48	9.85						
Cooked, IQF, 20% glaze Peeled, tail-on	31-40	6.16	8.10						
	21-25	8.97	11.80						
	26-30	8.43	11.10						
Giant river prawn/ Bouquet géante/ Langostino de río <i>Macrobrachium rosenbergii</i>	Freshwater - head-on, shell-on, wildcatch, IQF, 20% glaze, bulk	< 5 pc/lb	19.83	26.10	India				
		6-8	18.16	23.90					
		8-12	14.25	18.75					
Norway lobster/ Langoustine/Cigala <i>Nephrops norvegicus</i>	Whole 4X1.5 kg	1-4 pc/kg	20.00	26.32		Spain ddp	Iceland		
		5-7	16.80	22.11					
		8-10	16.10	21.19					
		11-15	13.50	17.77 +					
		16-20	10.20	13.42 +					
		21-25	8.55	11.25 +					
		26-30	7.55	9.94 +					
36-45	6.65	8.75 *							
European lobster/ Homard européen/ Bogavante <i>Homarus gammarus</i>	Live - bulk	400-600 gr/pc	23.00	30.27 -				France delivered to French vivier companies	Ireland
		600-800	23.00	30.27 -					
American lobster/ Homard américain/ Bogavante americano <i>Homarus americanus</i>	Frozen whole cooked popsicle	300-400 gr/pc	New season					Europe cif	Canada
		> 450	will start in May						
Edible crab/Tourteau/ Buey de mar <i>Cancer pagurus</i>	Live	400-600 gr/pc	2.50	3.29 +				France delivered live to French vivier companies	Ireland
		600-800	2.50	3.29 +					

Fish Species Trade Name	Product Form	Grading	Price per kg			Reference & Area	Origin
			As stated	EUR	USD		
BIVALVES							February 2012
Oyster/Huître/Ostra <i>Crassostrea gigas</i>	Live	No. 3	4.00	5.26 =		France prod. price	Ireland/France
Mussel/Moule/Mejillón <i>Mytilus edulis</i>	Live - Bottom mussel		2.00	2.63 =		wholesale	France
			1.80	2.37 =			Netherlands
<i>Mytilus galloprovincialis</i>	Live - Rope	60-80 pc/kg	1.80	2.37 =			Spain
Scallop/Coquille Saint-Jacques/Vieira <i>Zygochlamys patagonica</i>	IQF - shell-off	120-150 gr/pc	13.00	17.11 =		Europe ddp	Argentina
Razor shell/Couteau/Navajas - Solenidae	IQF	12 cm	3.55	4.67 +		Spain cif	Netherlands
SALMON							February 2012
Atlantic salmon/Saumon de l'Atlantique/Salmón del Atlántico <i>Salmo salar</i>	Fresh - gutted, head-on Superior quality	1-2 kg/pc	3.10	4.08 *		France cif	Scotland
		2-3	3.50	4.61 *			
		3-4	3.65	4.80 -			
		4-5	3.75	4.94 -			
		5-6	3.85	5.07 -			
Atlantic salmon/Saumon de l'Atlantique/Salmón del Atlántico <i>Salmo salar</i>	Fresh - gutted, head-on Superior quality	1-2 kg/pc	3.00	3.95 +		ddp	Norway
		2-3	3.30	4.34 +			
		3-4	3.45	4.54 +			
		4-5	3.50	4.61 +			
		5-6	3.50	4.61 +			
> 6	3.70	4.87 +					
Pink salmon/Saumon rose/Salmón rosado <i>Oncorhynchus gorbuscha</i>	H&G, tail-on	800-1200 kg/pc	2.77	3.65		Germany cfr	USA
TROUT							February 2012
Trout/Truite/Trucha <i>Salmo spp.</i>	Whole fresh on ice	0.5-0.8 kg/pc	HUF 1086	3.72	4.90 -	Hungary ex-farm	Hungary
	Fillet - farmed	200-400 gr/pc		6.80	8.95	Italy ex-farm	Italy
	Live - farmed	500-700 gr/pc		2.90	3.82		
Rainbow trout/Truite arc-en-ciel/Trucha arco iris <i>Oncorhynchus mykiss</i>	Live - farmed	250-400 gr/pc		2.90	3.82	Spain fca	Peru
	Gutted			3.70	4.87		
FRESHWATER FISH							February 2012
Northern pike/Brochet du Nord/Lucio <i>Esox Lucio</i>	Fresh - whole, gutted, head-on	0.7-2.5 kg/pc	HUF 1332	4.56	6.01	Hungary ex-farm	Hungary
Nile perch/Perche du Nil/Perca del Nilo <i>Lates niloticus</i>	Fillet - IWP	200-500 gr/pc 400-600 500-1000	No quotations				
Panga <i>Pangasius spp.</i>	Fillet, IQF - 20% glaze	120-170 gr/pc		2.13	2.80 -	Spain cfr	Viet Nam
	Fillet, interleaved, 10% glaze white meat, skinless, boneless belly-off, treated			1.94	2.55 -		
	Fillet - white, fully-trimmed interleaved, 100% net weight			2.35	3.09 *	Germany cfr	
	Fillet - thawed			3.16	4.16 +	Italy cpt fca cif fob	
			3.00	3.95 +			
			2.99	3.93 *			
			2.99	3.93 +			

Fish Species Trade Name	Product Form	Grading	Price per kg			Reference & Area	Origin
			As stated	EUR	USD		
FRESHWATER FISH (cont.)						February 2012	
Nile tilapia/Tilapia du Nil/Tilapia del Nilo <i>Oreochromis niloticus</i>	Fillets, IQF, 20% glaze, skinless	3-5 oz/pc 5-7	No quotations			European main ports cfr	China
North African catfish/Poisson-chat nord-africain/Pez-gato <i>Clarias gariepinus</i>	Fresh - whole gutted, head on	0.6-2.5 kg/pc	HUF 771	2.64	3.48	-	Hungary ex-farm
	Fresh - skinless, skinless, headless	0.4-2Kg/pc	HUF 1121	3.84	5.06	-	
	Fresh on ice - slices		HUF 1262	4.32	5.69	+	
	Fresh on ice - fillets, skinless		HUF 1402	4.80	6.32	+	
Carp/Carpe/Carpa <i>Cyprinus spp.</i>	Live	1.2-5 kg/pc	HUF 630	2.16	2.84	=	
	Fresh, whole, gutted, head-on	0.8-4.5 kg/pc	HUF 711	2.44	3.21	-	
	Fresh, whole, gutted, head-off		HUF 981	3.36	4.42	*	
	Fresh on ice - slices		HUF 1051	3.60	4.74		
	Fresh on ice - fillets		HUF 1191	4.08	5.37		
Bighead carp/Carpe à grosse tête/Carpa capezona <i>Aristichthys nobilis</i>	Fresh gutted, head-off	0.8-4.5 kg/pc	HUF 490	1.68	2.21	=	
	Fresh on ice - slices		HUF 701	2.40	3.16	+	
	Fresh on ice - fillets		HUF 771	2.64	3.48	*	
Grass carp/Carpe herbivore/Carpa china <i>Ctenopharyngodon idellus</i>	Fresh - whole, gutted, scaled head-off	0.7-2 kg/pc	HUF 841	2.88	3.79	-	
	Fresh - slices		HUF 1051	3.60	4.74		
Crucian Carp/Carassin/Carpín <i>Carassius carassius</i>	Fresh - whole, gutted, scaled head-on	0.2-0.6 kg/pc	HUF 525	1.80	2.37		
Wels/Silure glane/Siluro <i>Silurus glanis</i>	Fresh whole live	0.8-4 kg/pc	HUF 1402	4.80	6.32	*	
	Fresh - slices		HUF 1752	6.00	7.90		
NON-TRADITIONAL SPECIES						February 2012	
Sturgeon/Esturgeon/Esturione <i>Acipenseridae</i> <i>A.baeri</i>	Frozen - Whole	1.5-2 kg/pc	6.00			7.90 =	France cif
	Gutted	5-7 kg/pc	6.00			7.90 =	
	Fillets	200-300 gr/pc	12.00			15.79 =	
		800-1000	12.00			15.79 =	
	Caviar (Aquitaine) metal boxes		1 300			1 711 -	
Blue shark/Peau bleue/Tiburón azul <i>Prionace glauca</i>	H&G, skin-on	> 7-12 kg	1.00			1.32 -	Spain fca
Red Porgy/Pagre/Pargo <i>Pagrus pagrus</i>	Fresh - whole	300-400 gr/pc	Not available			Italy fca	Argentina
		400-600					
		600-800					
		800-1000					
Sand Steebras/Marbré Herrera <i>Lithognathus mormyrus</i>	Fresh - whole Mediterranean	300-500 gr/pc	9.43			12.41 -	Spain
White seabream/Sar commun/Sargo <i>Diplodus sargus</i>	Fresh - whole	300-500 gr/pc	6.00			7.90 *	
		500-700	9.31			12.25 -	
		700-1000	9.20			12.11 -	
Tub gurnard/Grondin perlon/Begel <i>Chelidonichthys lucerna</i>	Fresh - whole	1-2 kg/pc	11.93			15.70 +	Morocco
		200-300	Not available				Netherlands
		300-500					

Fish Species Trade Name	Product Form	Grading	Price per kg		Reference & Area	Origin
			As stated	EUR USD		
NON-TRADITIONAL SPECIES (cont.)						February 2012
Red mullet/ Rouget de vase/ Salmonete de fango <i>Mullus barbatus</i>	Fresh - whole	I	3.58	4.71 +	Italy cpt	Croatia
		II	2.91	3.83 +		
		III	no quotations			
Surmullet/ Rouget de roche/ Salmonete de roca <i>Mullus surmuletus</i>	Fresh - whole	100-200 gr/pc	6.23	8.20 -	fca cpt	France
		100-200 gr/pc	4.55	5.99 *		Croatia
		200-300	6.00	7.90 *		
		300-500	7.35	9.67 *		
Red snapper/ Vivaneau/Pargo <i>Lutjanus spp.</i>	Whole - round, IQF 100% net weight	500-1000	3.61	4.75 *	Germany cfr	India
		1000-2000	3.61	4.75 *		
		> 2000	3.61	4.75 *		
SEABASS/SEABREAM/MEAGRE						February 2012
Seabass/Bar, Loup/Lubina <i>Dicentrarchus labrax</i>	Fresh - whole farmed	200-300 gr/pc	3.80	5.00 =	Greece fob	Greece
		300-450	4.75	6.25 =		
		400-600	4.95	6.51 -		
		600-800	5.90	7.76 -		
		800-1000	7.25	9.54 -		
		> 1000	8.20	10.79 -		
		200-300 gr/pc	4.00	5.26 =		
		300-450	4.95	6.51 =		
		450-600	5.15	6.78 -		
		600-800	6.10	8.03 -		
		800-1000	7.45	9.80 -		
		200-300 gr/pc	4.05	5.33 =	France cif	
		300-450	5.00	6.58 =		
		450-600	5.20	6.84 -		
		600-800	6.15	8.09 -		
		800-1000	7.50	9.87 -		
		200-300 gr/pc	4.04	5.32 =	Spain cif	
		300-450	4.99	6.57 =		
		450-600	5.19	6.83 -		
		600-800	6.14	8.08 -		
		800-1000	7.49	9.86 -		
		200-300 gr/pc	4.07	5.36 =	Germany cif	
		300-450	5.02	6.61 =		
		450-600	5.22	6.87 -		
		600-800	6.17	8.12 -		
		800-1000	7.52	9.90 -		
		200-300 gr/pc	4.05	5.33 =	Portugal cif	
		300-450	5.00	6.58 =		
450-600	5.20	6.84 -				
600-800	6.15	8.09 -				
800-1000	7.50	9.87 -				
> 1000	8.45	11.12 -				

Fish Species Trade Name	Product Form	Grading	Price per kg		Reference & Area	Origin			
			As stated	EUR USD					
SEABASS/SEABREAM/MEAGRE (cont.)						February 2012			
Seabass/Bar, Loup/Lubina <i>Dicentrarchus labrax</i>	Fresh - whole farmed	200-300 gr/pc	4.23	5.57 =	UK cif	Greece			
		300-450	5.18	6.82 =					
		450-600	5.38	7.08 -					
		600-800	6.33	8.33 -					
		800-1000	7.68	10.11 -					
		> 1000	8.63	11.36 -					
		300-400 gr/pc	5.28	6.95	Spain fob	Spain			
		400-600	5.50	7.24					
		600-800	6.10	8.03					
		Fresh - whole - wild Mediterranean	600-800 gr/pc	11.50	15.13 =	Italy cpt	Egypt		
	800-1000		11.50	15.13 =					
	1000-2000		11.83	15.57 -					
	> 2000		12.50	16.45 =					
	Fresh - whole - wild Atlantic	500-1000 gr/pc	6.66	8.76 -	fca	France			
			6.40	8.42 -		Netherlands			
Gilthead seabream/ Dorade royale/Dorada <i>Sparus aurata</i>	Fresh - whole farmed	200-300 gr/pc	3.75	4.94 +	Greece fob	Greece			
		300-450	4.05	5.33 +					
		450-600	4.15	5.46 +					
		600-800	5.35	7.04 =					
		800-1000	7.90	10.40 +					
		> 1000	8.50	11.19 +					
			200-300 gr/pc	3.95			5.20 +	Italy cif	
			300-450	4.25			5.59 +		
			450-600	4.35			5.72 +		
			600-800	5.55			7.30 =		
		800-1000	8.10	10.66 +					
		> 1000	8.70	11.45 +					
		200-300 gr/pc	4.00	5.26 +	France cif				
		300-450	4.30	5.66 +					
		450-600	4.40	5.79 +					
		600-800	5.60	7.37 =					
		800-1000	8.15	10.73 +					
		> 1000	8.75	11.52 +					
		200-300 gr/pc	3.99	5.25 +	Spain cif				
		300-450	4.29	5.65 +					
	450-600	4.39	5.78 +						
	600-800	5.59	7.36 =						
	800-1000	8.14	10.71 +						
	> 1000	8.74	11.50 +						
	200-300 gr/pc	4.02	5.29 +	Germany cif					
	300-450	4.32	5.69 +						
	450-600	4.42	5.82 +						
	600-800	5.62	7.40 =						
	800-1000	8.17	10.75 +						
	> 1000	8.77	11.54 +						

Fish Species Trade Name	Product Form	Grading	Price per kg		Reference & Area	Origin	
			As stated	EUR USD			
SEABASS/SEABREAM/MEAGRE (cont.)						February 2012	
Gilthead seabream/ Dorade royale/Dorada <i>Sparus aurata</i>	Fresh - whole farmed	200-300 gr/pc	4.00	5.26 +	Portugal cif	Greece	
		300-450	4.30	5.66 +			
		450-600	4.40	5.79 +			
		600-800	5.60	7.37 =			
		800-1000	8.15	10.73 +			
		> 1000	8.75	11.52 +			
	Fresh - whole - wild	200-300 gr/pc 300-450 450-600 600-800 800-1000 > 1000		4.18	5.50 +	UK cif	
				4.48	5.90 +		
				4.58	6.03 +		
				5.78	7.61 =		
				8.33	10.96 +		
				8.93	11.75 +		
Fresh - whole - wild Atlantic	800-1000 gr/pc 1000-2000 > 2000		10.16	13.37 +	Italy fca	Morocco	
			11.05	14.54 -			
			10.49	13.80 -			
Mediterranean	300-400 gr/pc 1000-2000 > 2000		9.35	12.30 +		Spain	
			15.33	20.17 +			
			13.37	17.59 -			
Meagre/Maigre Commun Corvina <i>Argyrosomus regius</i>	Whole - farmed	2-3 kg/pc	6.50	8.55	Italy cif	Greece	
		1-2 kg/pc	8.38	11.03		cpt	Egypt
		2-4	8.42	11.08			

The **European Fish Price Report** is a monthly GLOBEFISH publication, prepared by Karine Boisset, Hilary Cochrane, Turan Rahimzadeh, José Estors Carballo and Audun Lem.

It can be ordered from the **FISH INFONetwork**:

FAO GLOBEFISH (Network coordinator) Viale delle Terme di Caracalla 00153 Rome - Italy Tel: (39) 06 57055188 Fax: (39) 06 57053020 E-mail: globefish@fao.org Web site: www.globefish.org	INFOPESCA (Latin America) Julio Herrera y Obes 1296 11200 Montevideo - Uruguay Tel: (598) 2 9028701 Fax: (598) 2 9030501 E-mail: infopesca@infopesca.org Web site: www.infopesca.org	EUROFISH (Central and Eastern Europe) H.C. Andersens Blvd 44-46 1553 Copenhagen - Denmark Tel: (45) 33377755 Fax: (45) 33377756 E-mail: info@eurofish.dk Web site: www.eurofish.dk	INFOFISH (Asia/Pacific) Level 2, Menara Olympia 8 Jalan Raja Chulan 50200 Kuala Lumpur - Malaysia Tel: (603) 2078 3466 Fax: (603) 2078 6804 E-mail: info@infofish.org Web site: www.infofish.org
INFOPECHE (Africa) Tour C, 19 ^{ème} étage, Cité Administrative Abidjan 01 - Côte d'Ivoire Tel: (225) 20228980 Fax: (225) 20218054 E-mail: infopeche@aviso.ci Web site: www.infopeche.org	INFOYU (China) Room 514, Nongfeng Building No. 96 East Third Ring Road Chaoyang District Beijing 100122 - P.R. China Tel: (86-10) 59199614 Fax: (86-10) 59199614 E-mail: infoyu@agri.gov.cn Web site: www.infoyu.net	INFOSAMAK (Arab Region) 71 blvd Rahal El Meskini Casablanca 20 000 - Morocco Tel: (212) 522540856 Fax: (212) 522540855 E-mail: infosamak@infosamak.org Web site : www.infosamak.org	INFOSA - sub-office INFOPECHE (Southern Africa) 89, John Meinert Street- West Windhoek -Namibia Tel: (264) 61279430 Fax: (264) 61279434 E-mail:infosa@infosa.org.na Web site: www.infosa.org.na

PRICE REFERENCE (INCOTERMS 2010)

exw	ex works
fca	free carrier
fas	free alongside ship
fob	free on board
cfr	cost and freight
cif	cost, insurance and freight
cpt	carriage paid to
cip	carriage and insurance paid to
ddp	delivered duty paid
dat (new)	delivered at terminal
dap (new)	delivered at place
(daf, des, deq and ddu have been cancelled)	

PRODUCT FORM

IQF	individually quick frozen
IWP	individually wrapped pack
PBI	pinbone in
PBO	pinbone off
C&P	cooked and peeled
H&G	headed and gutted
FAS	frozen at sea
PD	peeled and deveined
PUD	peeled, undeveined

SYMBOLS

+	Price increased in original currency since last report
-	Price decreased in original currency since last report
=	Updated but unchanged price
*	New insertion
	Not updated since last issue

CURRENCY RATES

		USD	EUR
Canada	CAD	1.00	1.32
Hungary	HUF	221.73	291.81
Norway	NOK	5.81	7.64
Switzerland	CHF	0.92	1.21
UK	GBP	0.63	0.83
USA	USD	-	1.32
EU	EUR	0.76	-
Japan	JPY	76.22	100.30
South Africa	ZAR	7.62	10.03
Denmark	DKK	5.65	7.43

Source: Federal Reserve Bank of New York 03/02/12

GLOBEFISH Market Reports
are available from the **GLOBEFISH web site: www.globefish.org**

Shrimp
Tuna
Salmon
Groundfish
Cephalopods
Fish Oil and Fishmeal
Small Pelagics
Bivalves
Freshwater
Seabass and Seabream