



GLOBEFISH

EUROPEAN PRICE REPORT

Issue 04/2012
April 2012

*The **European Fish Price Report**, based on information supplied by industry correspondents, aims to provide guidance on broad price trends. Price information is indicative and should be used only for forecasting medium- and long-term trends. FAO is not responsible for any errors or omissions.*

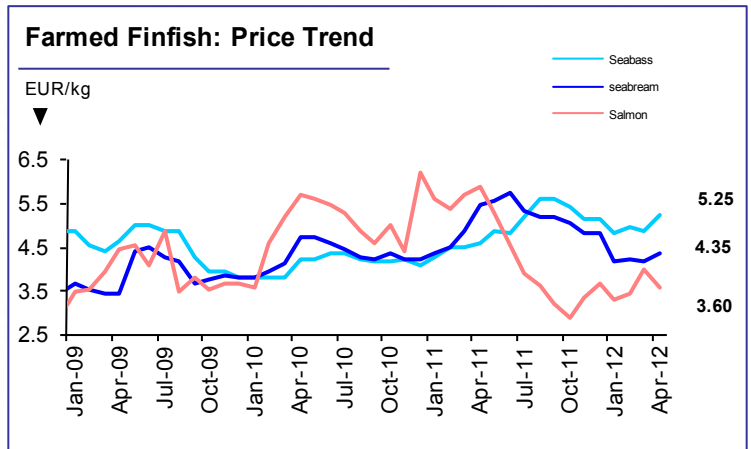
INDEX FOR PRICES

Groundfish	7
Flatfish	8
Tuna	8
Small Pelagics	9
Cephalopods	9
Crustaceans	10
Bivalves	12
Salmon	12
Trout	12
Freshwater fish	12
Non Traditional Species	13
Seabass-Seabream-Meagre	14

LATEST TRENDS

In the run-up to the Brussels seafood show, the market appears more influenced by supply variations for individual species and products, rather than any clear weakening of demand. Price levels as indicated by the FAO Fish Price Index also show clearly that current quotations are close to all-time highs, especially for capture fisheries. Rising energy and feed costs are likely to keep fish prices high during the year, especially as alternative protein sources such as meat, are influenced by the same factors.

At the same time, prices are important drivers of demand as shown by the salmon market where lower prices this year are boosting consumption in all markets.

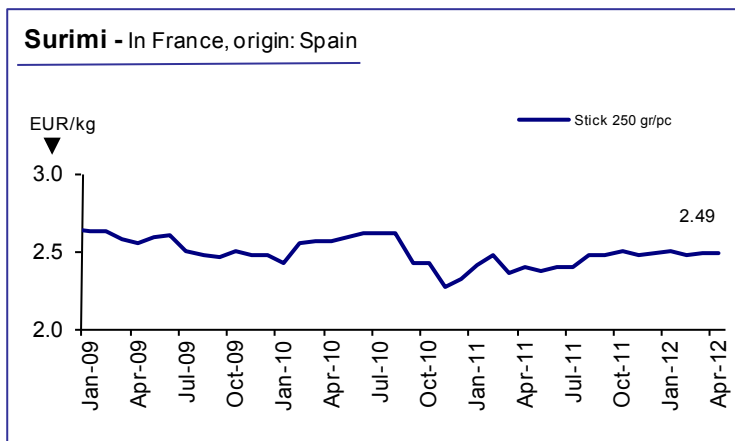
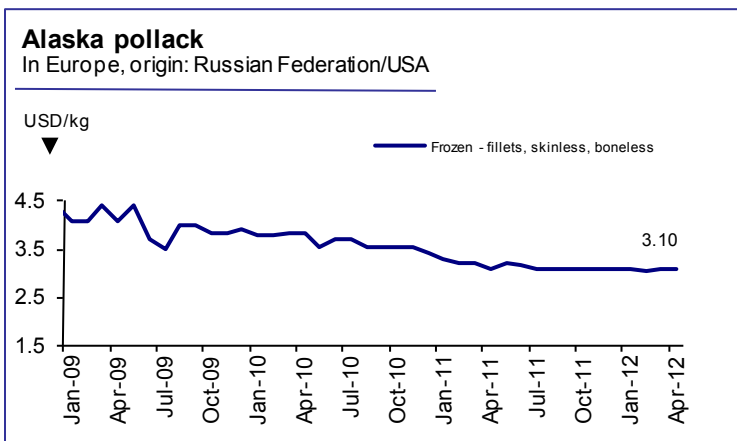
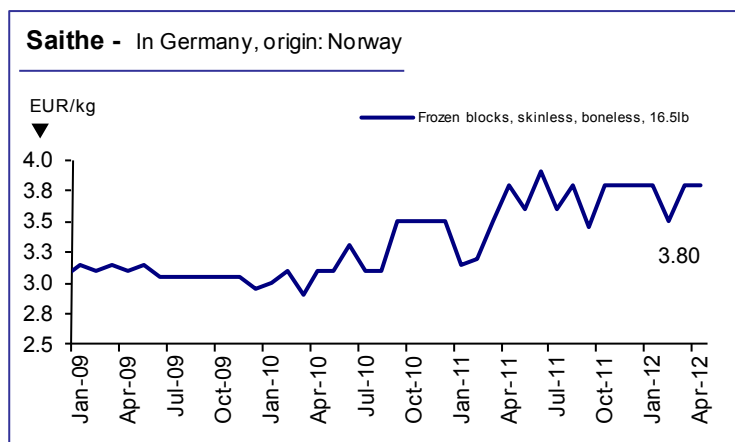
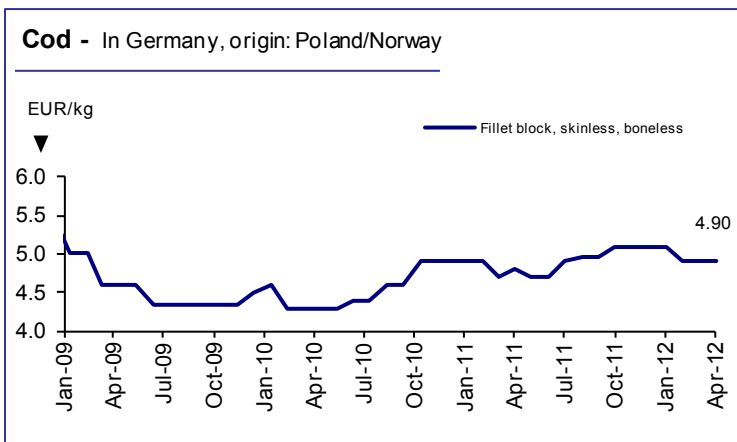


GROUND FISH

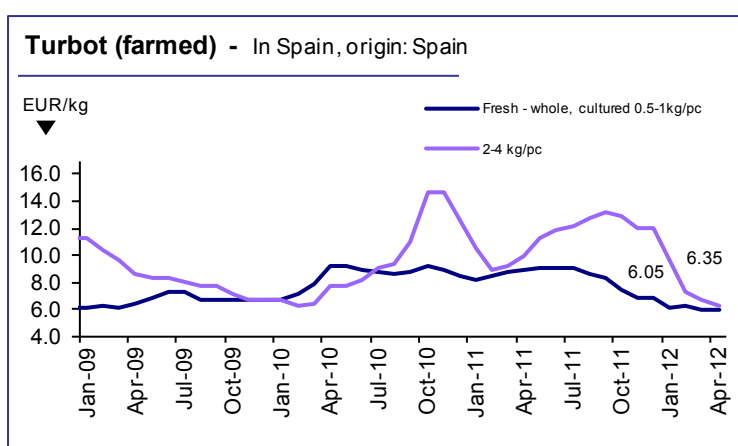
Haddock prices of Norwegian origin H&G product have recovered somewhat in the last month and prices of other groundfish species seem to be relatively stable. The price of Alaska pollock fillet blocks also remains stable but an increase in global demand for surimi has pushed up the prices of the minced product.



The price of hoki (*Macrurus novaezealandiae*) has risen, but the price of hake from the North Pacific (*Merluccius productus*) is still uncertain as the new season's figures are not yet available. Minced hake (*Merluccius capensis*) prices have also increased.



FLATFISH



Low demand for turbot carried over from March into April, causing prices to continue falling. Farmers are reporting good growths mainly for larger fish over 2 kg, which could make prices for these sizes drop faster.

TUNA

Poor fishing but steady demand from most of the major canned tuna markets caused the price of skipjack in Bangkok to jump to over USD 2 100/tonne for April deliveries, above the USD 1950/tonne price in March. Efforts by Thai canneries to increase their

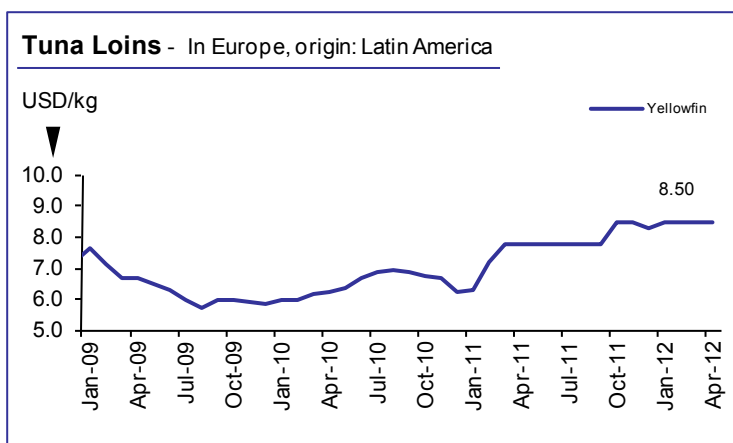
raw material inventories were unsuccessful as finished goods buyers moved quickly in March to fill depleted supply chains. Raw material supply coming into the market therefore was taken up by increased production. Meanwhile, projections for raw material supply to Thai canneries in April are expected to be 25% lower than normal.

The Western and Central Pacific Tuna Commission (WCPTC) annual meeting in March 2012 confirmed the Commission's management measures to control fishing efforts. The Parties to the Nauru Agreement (PNA) imposed a four month ban on FAD fishing that will start on 1 July. This ban is expected to reduce the overall tuna catch, in particular reducing bigeye mortality, in the WCPT fishery.

Fishing remained mixed in the Indian Ocean with most of the French and Spanish fleets operating in the Mozambique Channel. Prices for skipjack and yellowfin 10kg/up were reported to be EUR 1 380/tonne and EUR 1 980/tonne both CNF Seychelles.

Prices in West Africa rose slightly despite poor catches. The price of skipjack in Abidjan was EUR 1 360/tonne ex fishing vessels and yellowfin 10kg/up EUR 2 040/tonne.

Prices for yellowfin 10 kg/up in Manta, Ecuador jumped to USD 2 900/tonne from USD 2 650/tonne ex fishing vessel. The price of skipjack was unchanged at USD 2 050/tonne, USD 50 to USD 100/tonne lower than the price in Bangkok, which is unusual as Manta prices are normally higher.



The price of skipjack in Spain increased to EUR 1 600 from EUR 1 500-1 550 and yellowfin 10 kg/up to EUR 2 350, both per tonne CNF Vigo.

With the increasing cost of skipjack and the 6% duty quota still not filled, the cooked loin market was firm with pricing at USD 6 000/tonne CNF Spain. The market price for double cleaned yellowfin loins remained at USD 8 500/tonne DDP Italy, but with expectations that it will increase as a result of the increasing cost and scarcity of yellowfin raw material.

SMALL PELAGICS

This year the EU executive decided to allocate a total allowable catch (TAC) for Spain and for France of 29 700 tonnes for anchovy. In 2011 the TAC was 15 600 tonnes. The season began on 1 March and will end on 30 June but so far Cantabrian fishermen have been unable to catch anchovy because of the large quantity of mackerel in the sea.

The average price of anchovy in the auction centres is expected to be EUR 2 per kilogram compared with EUR 1.70 reported last year.

The herring market is exceptionally tight with prices at very high levels. Export volumes from Norway are down this year except for the Russian market.

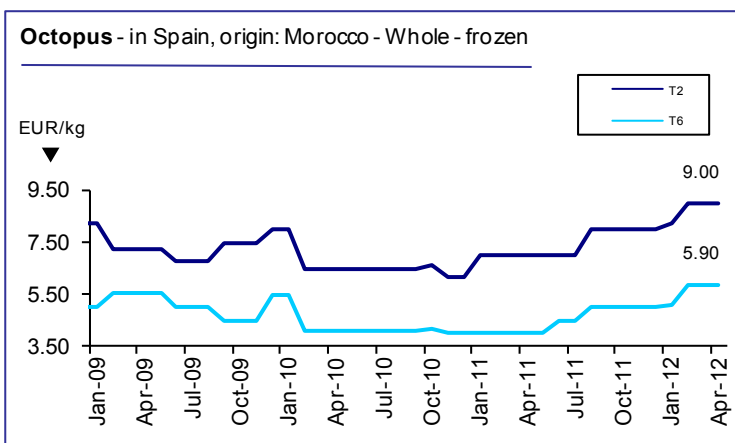
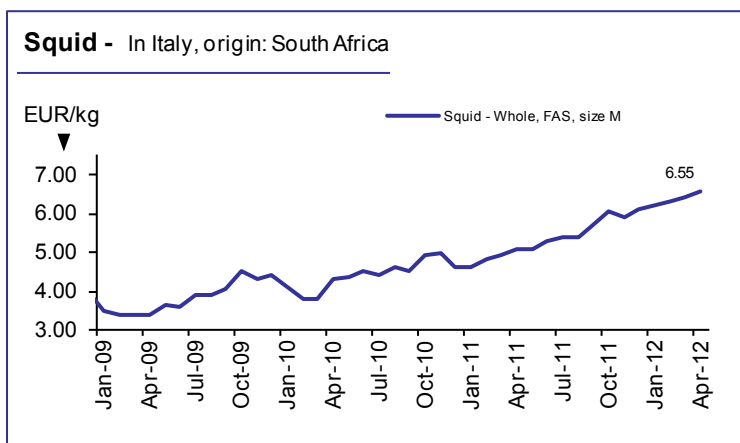
Norway's mackerel exports, in contrast, are up this year with strong demand in Russia and China. Prices are also good for the producers and exporters.

CEPHALOPODS

No information on the export of cephalopods from India to Europe is available at present. This is probably because the price and payment conditions in Europe are very bad and processors prefer to export to China where demand is good. Catches are also very poor and what little there is exported to China in whole form.

Squid catches in South Africa continue to be very low. High water temperatures and the lack of the south-easter wind may be the reason. There is no local stock holding and any landed product is shipped straight away. Prices are high and with the rand slightly weaker against the Euro, some relief is being felt by the industry.

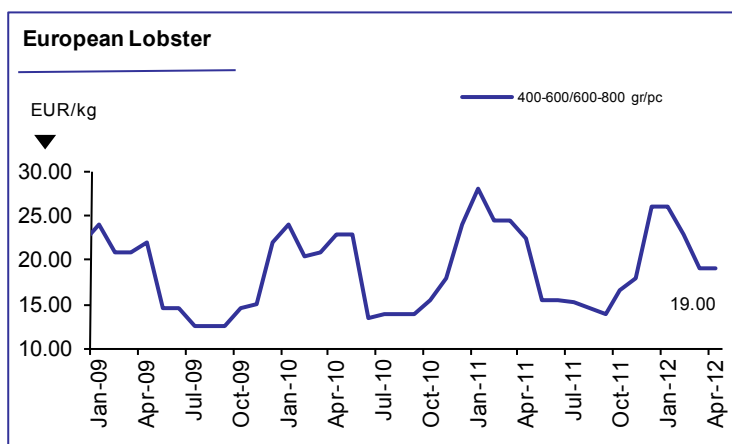
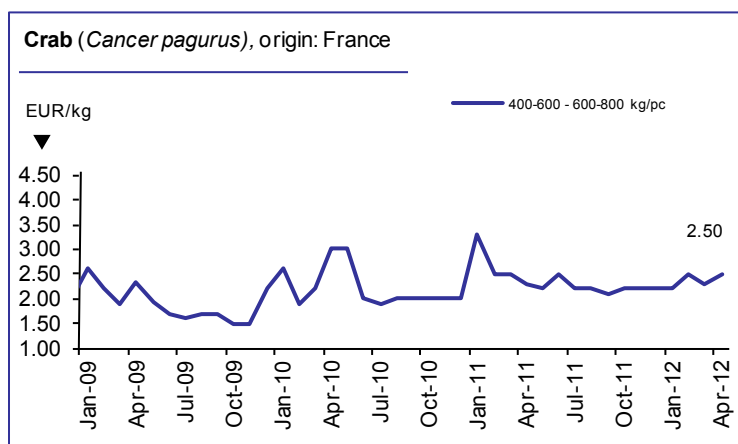
The spring season ban on octopus fishing in Morocco has been in effect since 1 April.



CRUSTACEANS

The new lobster season in Canada starts on 1 May and therefore new prices are not available yet. The market might have improved during the April holidays. In Germany, some retail food chains will reportedly stop selling lobster because of animal welfare concerns.

For crab, the Irish Food Board reports decreased landings and a relatively quiet market.



SHRIMP

Vannamei prices in Spain remain stable, but purchasing prices at origin increased by USD 0.15 FOB prices compared with February. The demand for vannamei principally from Ecuador, Venezuela and Colombia is higher than current production levels, and more harvests from Central America will only be available in 4 to 6 weeks time.

The fishing season in southern Argentina for red shrimp (*Pleoticus muelleri*) started on 16 March. Captures are currently high with good availability of medium sizes (L2 (20/30) and L3 (30/40)), lower amounts of L1 (10/20) and L4 (40/60) sizes. Part of the fleet stopped fishing because of low international prices.

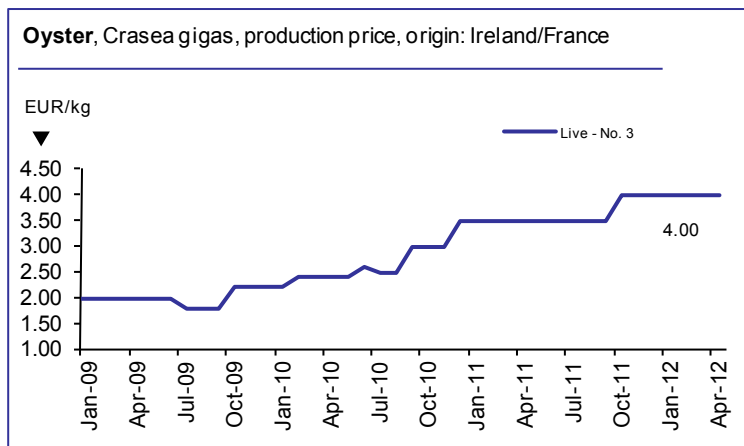
Low stocks of L1 and L2 in Europe are causing prices of these bigger sizes to firm, especially L1. For other sizes, some stocks remain from the previous season, and, together with the present good catches, prices remain stable despite an increase in demand at Eastertime.

In India, supply is poor at present as the main shrimp harvest will only start at the end of April.

BIVALVES

The Northern European Mussel season is over and the market remains quiet in France with low consumer spending.

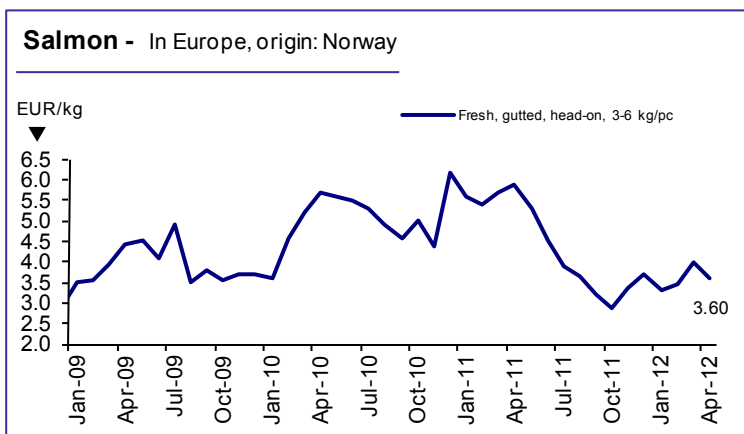
Blue mussels of Dutch and Irish origin were present in the market in March, however, supply from both origins was reported to be tight. Dutch auction sales came to a halt at the end of March and are not expected to start again until mid-summer. French barfleur mussels are expected to come on to the market in late spring. Mediterranean mussel presence may increase temporarily.



Oyster prices remained firm because of a decrease in supply. The market is quiet as warm weather approaches.

SALMON

Atlantic salmon prices are vacillating almost on a weekly basis in a somewhat nervous market. Total production for the year is expected to be up from 2011 by between 10 and 15% but demand is also good given that prices are far below those of last year. Current European demand is positive with Norwegian



fresh exports increasing by 14% during Easter week compared with the Easter week of last year.

Norway's salmon exports for the first quarter jumped 28% with good volume growth in all segments, including Russia (+66%), EU (+25%) and Japan (+38%). China and Viet Nam were also markedly stronger. The only negative exception is the US market where Chilean producers have returned in force to the detriment of Norwegian suppliers.

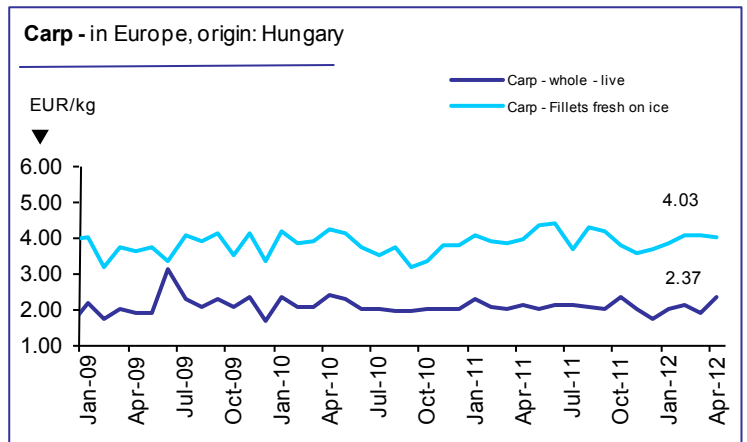
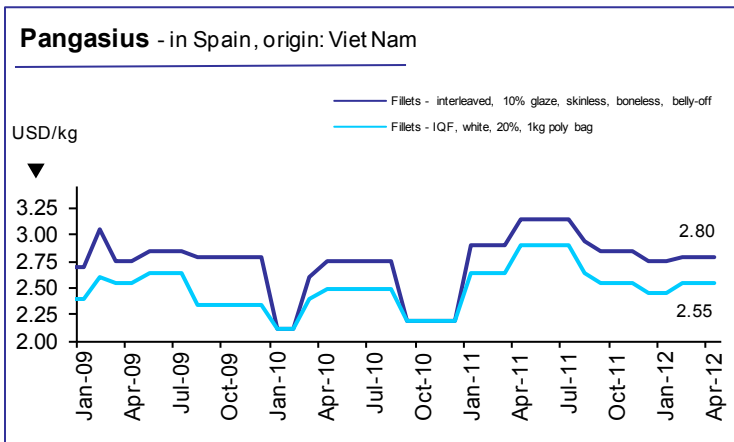
That price is an important driver behind strong salmon sales is shown by the solid growth in Norway's exports to Southern European markets where overall consumer demand is weak; imports by Spain, Italy, Greece and Portugal were all at record levels during the quarter.

TROUT

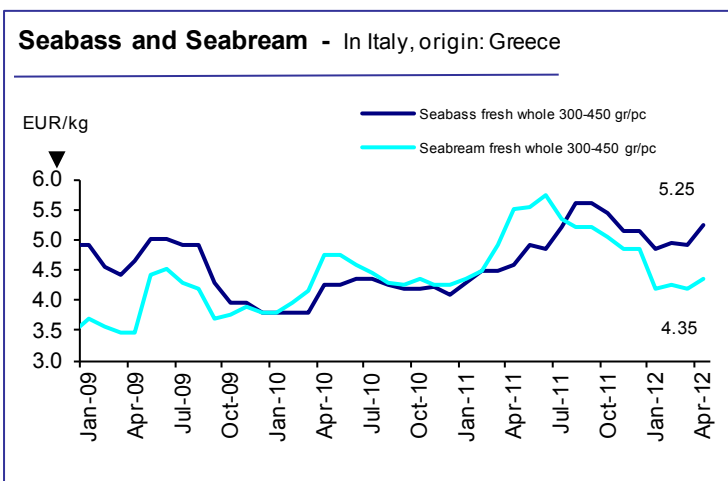
Trout is one of the export winners this year from Norway with shipments up 71% during the first quarter compared with 2011. Demand is strong driven by attractive prices, on average 31% lower than last year. Both Russia and the EU markets have increased their purchases from Norway, whereas Japanese buying interest has almost disappeared, as a result of stronger Chilean exports to that market.

FRESHWATER FISH

Carp purchasing activity in Hungary increased slowly and prices showed little change.



SEABASS/SEABREAM



Lower sea temperatures in the Mediterranean than is normal for the season is slowing growth for the new generation supply. Prices are rising for the moment and the market can be expected to firm further until mid summer.

Fish Species Trade Name	Product Form	Grading	Price per kg			Reference & Area	Origin		
			As stated	EUR	USD				
GROUND FISH							April 2012		
Cod/Cabillaud, Morue/ Bacalao <i>Gadus morhua</i>	Fresh gutted		1.38	1.81	-	Poland FOB	Baltic Sea		
	Fillets, skinless, boneless, blockfrozen	16.5 lb	4.90	6.43	=	Germany DAP	Barents Sea		
	Fillet - light salted, IQF, 20% glaze		2.67	3.50	-	Spain CFR	China		
	Fresh - fillet	100-200 gr/pc		4.70	6.16	-	Italy CPT	Denmark	
		200-400		5.93	7.78	+			
		100-200 gr/pc		4.80	6.29	+			FCA
		200-400		5.80	7.61	+			
	Fresh - Whole	1-2 kg/pc		4.35	5.70	=	FCA	France	
2-4			5.08	6.66	=	Netherlands			
Fresh - gutted, headless cultured	1-2 kg/pc		4.35	5.70	=	FCA	Denmark		
	2-4		5.08	6.66	=		Norway		
Hake/Merlu/Merluza <i>Merluccius capensis</i>	Skin-on fillets, plate land-frozen	2-4 oz/pc	3.00	3.93	+	DDP	Namibia		
		4-6	3.10	4.07	=				
		6-8	3.20	4.20	=				
		8-12	3.35	4.39	=				
	Minced block		1.50	1.97	+	Namibia FOB for Spanish			
	<i>Merluccius productus</i>	Fillet, regular, skinned, PBO	16.5 lb	2.52	3.30	+	Germany CFR	USA	
Fillet, PBO			2.14	2.80	=	Spain CIF			
Minced block			1.53	2.00	=	FCA	Spain		
H&G, interleaved		200-400 gr/pc	2.12	2.78	*				
H&G, IWP		400-500 gr/pc	2.10	2.75	*				
Hoki - Grenadier/ Grenadier/Merluza <i>Macruronus magellanicus</i> <i>Macruronus</i> <i>Novaezelandiae</i>	Block		1.55	2.03	=	CIF	Chile		
	Block premium		1.70	2.23	=				
	Pieces block		2.36	3.10	=		New Zealand		
	Fillet block		2.75	3.60	=				
Alaska pollack/Lieu de l'Alaska/Colin de Alaska <i>Theragra chalcogramma</i>	Fillet block, skinless, boneless	16.5 lb	2.40	3.15	=	Germany DAP	USA		
			2.36	3.10	=		Russia		
			2.29	3.00	=		China		
	Fillet, skinless, PBI, blockfrozen		2.33	3.05	=	USA			
	Minced - block frozen		1.65	2.17	*	France DDP			
Surimi (Alaska pollack)	Stick - Paprika	250 gr/pc	2.49	3.27	=	CFR	Spain		
Saithe/Lieu noir/ Carbonero (Pollack, Coley) <i>Pollachius virens</i>	Frozen - block, fillet, skinless, boneless	16.5 lb	3.80	4.98	=	Europe DAP	Norway		
Monkfish/Baudroie/ Rape <i>Lophius spp.</i> <i>Lophius piscatorius</i>	Tails, skin-off, IWP	250-500 gr/pc	8.00	10.49	*	Spain DDP	Namibia		
		500-1000 gr/pc	9.50	12.46	=				
		> 1000	11.00	14.43	=				
	IQF, skinless, PBO	40-80 gr/pc	4.00	5.25		Europe DDP	China		
	Fresh - Tail	0.3-0.5 kg/pc		8.98	11.78	=	Italy FCA	UK	
		0.5-1		9.89	12.97	=			
		1-2		9.96	13.06	=			
		> 2		10.74	14.08	=			
Fresh - whole	0.6-0.7		4.73	6.20	=	FCA	Croatia		
			7.98	10.46	=	FOB			
	0.5-1		4.56	5.98	=	CPT		France	
Haddock/Eglefin/Eglofino <i>Melanogrammus</i> <i>aeglefinus</i>	Fillet, skinless, boneless blockfrozen	16.5 lb	4.65	6.10	=	Germany DDP	Barents Sea		
	H&G	< 0.8 kg/pc	DKK 12.00	1.61	2.12	+	Norway FCA	Denmark	

Fish Species Trade Name	Product Form	Grading	Price per kg		Reference & Area	Origin
			As stated	EUR USD		
FLATFISH						April 2012
Turbot/Rodaballo <i>Psetta maxima</i>	Fresh - whole cultured	0.5-1 kg/pc	6.05	7.93 =	Spain CIF	Spain
		1-2	6.20	8.13 -		
		2-3	6.35	8.33 -		
		3-4	9.15	12.00 -		
	Fresh - whole	0.8-1 kg/pc	5.18	6.79 =	Italy FCA	Netherlands
		1.5-2	5.84	7.66 =		
		1-1.5	5.74	7.53 =		
		2-2.5	6.15	8.07 =		
		0.5-1 kg/pc	8.99	11.79 =		
	Whole -15% glaze	0.7-1	10.29	13.49 =	Spain CFR	Netherlands
		1-2	12.55	16.46 =		
		2-3	16.23	21.28 *		
3-4		19.05	24.98 *			
> 3		14.50	19.02 =			
0.25-0.5 kg/pc		4.48	5.88 *			
Sole/Sole/ Lenguado <i>Solea vulgaris</i>	Fresh - whole	No. 1	11.62	15.24 =	Italy CPT CIF FCA	Croatia
		No. 3	11.50	15.08 =		France
		No. 4	12.62	16.55 =		Netherlands
		No. 5	11.09	14.54 =		
	Fresh - Gutted	No. 2	19.18	25.15 =		
		No. 3	15.10	19.80 =		
		No. 4	11.05	14.49 =		
		No. 5	8.05	10.56 -		
	Whole - 30% glaze	No. 2	11.05	14.49 *	Spain CFR	Netherlands
		No. 3	8.32	10.91 *		
		No. 4	7.48	9.81 *		
		No. 5	6.08	7.97 *		
<i>Synaptura spp.</i>	Fresh - fillet		8.71	11.42 +	CPT	Senegal
European Flounder/ Flet d'Europe/ Platija europea <i>Platichthys flesus</i>	Fresh whole	very small	0.40	0.53	Poland DAP	Baltic
	Fesh - whole		1.41	1.85 =	Italy FCA	Denmark
			1.81	2.37 =		Netherlands
TUNAS/BILLFISHES						April 2012
Tuna/Thon/Atún <i>Thunnus spp.</i>	Yellowfin - cooked & cleaned loins - vacuum packed	double cleaned	6.48	8.50 =	Italy DDP	Solomon Is. Kenya
	Yellowfin - whole round frozen > 20 kg		2.35	3.08 *	Spain CFR	West Africa
	Skipjack - cooked & cleaned loins - vacuum packed	single cleaned	4.58	6.00 +	DDP	China Thailand
	Yellowfin - loins < 3% glazing 4-6 kg/pc	100% clean	5.00	6.56 +	FCA	Spain
	Skipjack - pre-cooked loins		4.73	6.20 =	Ecuador FOB (for European mkt)	Ecuador
	Yellowfin - pre-cooked loins	single cleaning double cleaning	5.26 5.64	6.90 = 7.40 =		
Swordfish/Espadon/ Pez espada <i>Xiphias gladius</i>	Seafrozen	20-30 kg/pc	5.40	7.08 +	Spain FOB	Spain
		30-50-70	4.75	6.23 -		
		70-100	4.75	6.23 -		

Fish Species Trade Name	Product Form	Grading	Price per kg		Reference & Area	Origin
			As stated	EUR USD		
SMALL PELAGICS						April 2012
Mackerel/Maquereau/ Caballa <i>Scomber scombrus</i>	Whole	350-500 gr/pc	1.45	1.90 -	Spain FCA	Spain
		250-400	1.40	1.84 -		
	200-300 pc/kg	1.50	1.97 *	CIF		
	Fresh - whole		2.92	3.83 =	Italy FCA	
			2.43	3.19 =	CPT	
Herring/Hareng/Arenque <i>Clupeidae</i>	Fillet		2.75	3.61	CIF	Denmark
	Fresh - whole	70-100 gr/pc	0.45	0.59 =	Poland FOB	Baltic
Sprat/Sprat/Espadin <i>Sprattus sprattus</i>			0.31	0.40 -		
Sardine/Sardine/ Sardina <i>Sardina pilchardus</i>	Fresh - whole		1.35	1.77 =	Italy FCA	Spain
			1.45	1.90 =	CPT	
			1.50	1.97 *	FOB	France
	Fresh - whole		1.23	1.61 *	FCA	
	Fresh - headless, gutted		1.27	1.67 +	CPT	Croatia
			5.40	7.08 =	FOB	Italy
Round sardinella/ Allache/Alacha <i>Sardinella aurita</i>	Whole	3-6 pc/kg	0.50	0.66	Spain CIF	Spain
CEPHALOPODS						April 2012
Squid/Encornet/Calamar <i>Loligo spp.</i>	Frozen - whole	S (< 18 cm)	6.45	8.46 +	Italy CIF	South Africa
		M (18-25)	6.55	8.59 +		
		L (25-30)	6.70	8.79 +		
		XL (>30)	6.70	8.79 +		
<i>Loligo vulgaris</i>	Block - 10% glaze	300-500	7.00	9.18	Spain CFR	France
		500-1000	8.55	11.21		
		> 1000	8.55	11.21		
Octopus/Poulpe/Pulpo <i>Octopus vulgaris</i>	Frozen - whole	T1	9.90	12.98 =	wholesale	Morocco
		T2	9.00	11.80 =		
		T3	7.90	10.36 =		
		T4	7.40	9.70 =		
		T5	6.90	9.05 =		
		T6	5.90	7.74 =		
		T7	5.70	7.47 =		
		T8	5.10	6.69 =		
		T9	4.80	6.29 =		
	Flower type - IQF 90% net weight	1-2 kg/pc > 2	4.96 5.34	6.50 7.00	Italy CFR	Indonesia
whole	1-2 kg/pc	9.10	11.93	Spain CFR	Mauritania	
Cuttlefish/Seiche/ Sepia <i>Sepia spp.</i>	IQF, 80% net weight	< 1 pc/kg	5.15	6.75	Germany CFR	India
		1-2	5.15	6.75		
		2-4	5.15	6.75		
		5-7	5.11	6.70		
	Whole cleaned, 20% glaze	< 1	5.15	6.75		
		1-2	5.15	6.75		
		2-4	5.15	6.75		
		5-7	5.11	6.70		
Whole	4-6 pc/kg	5.03	6.60	Spain CIF		
	6-10	4.73	6.20			

Fish Species Trade Name	Product Form	Grading	Price per kg		Reference & Area	Origin	
			As stated	EUR USD			
CRUSTACEANS						April 2012	
Whiteleg shrimp/ Crevette pattes blanches/Camarón patiblanco <i>Penaeus vannamei</i>	IQF, treated	31-40 pc/lb	7.24	9.50	Germany CFR	Indonesia	
		41-50	6.79	8.90			
		51-60	6.25	8.20			
		61-70	5.95	7.80			
		71-90	5.49	7.20			
		91-120	5.26	6.90			
	PD, tail-off, IQF, 25% glaze	13-15 pc/lb	6.79	8.90 *			India
		16-20	6.02	7.90 *			
		21-25	5.57	7.30 *			
		26-30	5.26	6.90 *			
		31-40	4.96	6.50 *			
	Peeled tail-on, IQF, 20% glaze	31-40 pc/lb	6.25	8.20 =	Spain CFR	India/Viet Nam	
	Peeled deveined, IQF, 25%	26-30 pc/lb	7.55	9.90 =			
		31-40	6.65	8.72 =			
	41-50	5.40	7.08 -				
Peeled tail-on cooked, IQF,	31-40 pc/lb	7.25	9.51 =		Central America		
Head-on, shell-on	30-40 pc/lb	6.40	8.39 =				
	40-50	5.30	6.95 =				
	50-60	4.73	6.20 =				
	60-70	4.38	5.74 =				
	70-80	3.90	5.11 -				
	80-100	4.15	5.44 =				
	100-120	3.85	5.05 =				
Head-on, shell-on	60-70 pc/kg	3.66	4.80	Colombia for European main ports	Colombia		
	70-80	3.58	4.70				
	80-100	3.43	4.50				
	100-120	3.24	4.25				
	120-150	2.97	3.90				
Argentine red shrimp/ Salicoque rouge/ d'Argentine/Camarón langostín argentino <i>Pleoticus Muelleri</i>	Whole, head-on, shell-on	> 10-20	7.25	9.51 +	Spain EX-WORK	Argentina	
		> 20-30	6.10	8.00 +			
		> 30-40	5.00	6.56 =			
		> 40-60	4.25	5.57 =			
		> 60-80	3.75	4.92 =			
Black tiger/Crevette tigrée/Camarón tigre <i>Penaeus monodon</i>	semi-IQF, head-on 20% glaze	8-12	8.73	11.45 -	Europe CFR	Bangladesh	
		13-15	8.04	10.55 +			
		16-20	6.52	8.55 -			
		21-30	5.07	6.65 +			
		31-40	4.31	5.65 +			
	Headless, easy-peel, 20% glaze - IQF	6-8	10.94	14.35 -		India	
		8-12	8.33	10.92 -			
	Whole - semi-IQF 20% glaze	6-8	13.65	17.90	Spain CFR	Bangladesh	
		8-12	10.10	13.25			
		13-15	9.00	11.80			
		16-20	7.50	9.84			
		21-30	5.85	7.67			
	25% glaze	31-40	4.95	6.49			
		6-8	12.50	16.39 -			
8-12		9.30	12.20 -				
13-15		8.00	10.49 -				
16-20		6.50	8.52 -				
	21-30	5.70	7.47 +				

Fish Species Trade Name	Product Form	Grading	Price per kg		Reference & Area	Origin	
			As stated	EUR USD			
CRUSTACEANS (cont.)						April 2012	
Black tiger/Crevette tigrée/Camarón tigre <i>Penaeus monodon</i> (cont.)	Headless, skin-on, IQF 20% glaze	8-12	10.65	13.97	Spain CFR	Bangladesh	
		13-15	10.95	14.36			
		16-20	8.50	11.15			
		21-30	7.90	10.36			
		31-40	6.70	8.79			
	Headless, skin-on 20% glaze	13-15	12.60	16.52 =	Germany CFR	Viet Nam	
		16-20	10.85	14.23 -			
		21-25	9.55	12.52 =			
		26-30	8.15	10.69 =			
		31-40	7.05	9.25 =			
	Headless, shell-on, IQF, 80% net weight	16-20 pc/lb		8.16	10.70	Germany CFR	Viet Nam
		21-25		7.85	10.30		
26-30			7.40	9.70			
31-40			6.21	8.15			
IQF - 80% net weight, PD Tail-off	16-20 pc/lb		8.88	11.65	Germany CFR	Viet Nam	
	21-25		8.54	11.20			
	26-30		8.12	10.65			
	31-40		6.67	8.75			
	41-50		5.99	7.85			
Head-on, shell-on, semi-IQF 25% glaze	8-12 pc/lg		8.35	10.95 *	Germany CFR	Bangladesh	
	13-15		7.59	9.95 *			
	16-20		6.33	8.30 *			
	21-30		4.92	6.45 *			
	31-40		4.19	5.50 *			
Headless, shell-on, block 10% glaze	8-12 pc/lg		13.04	17.10 *	Germany CFR	Bangladesh	
	13-15		11.51	15.10 *			
	16-20		9.61	12.60 *			
	21-25		8.69	11.40 *			
	26-30		7.17	9.40 *			
	31-40		6.25	8.20 *			
Giant river prawn/ Bouquet géante/ Langostino de río <i>Macrobrachium rosenbergii</i>	Freshwater - head-on, shell-on, wildcatch, IQF, 20% glaze, bulk	< 5 pc/lb		13.04	17.10 *	India	
		6-8		10.07	13.20 *		
		8-12		8.62	11.30 *		
		13-15		7.17	9.40 *		
		16-20		6.10	8.00 *		
		21-25		5.41	7.10 *		
Norway lobster/ Langoustine/Cigala <i>Nephrops norvegicus</i>	Whole 4X1.5 kg	1-4 pc/kg	out of season		Spain DDP	Iceland	
		36-45					
	Whole 4X1.35 kg	11-12 pc/kg	15.15	19.87	CFR	Iceland	
		16-20	11.30	14.82			
		21-25	9.10	11.93			
	26-35	8.00	10.49				
	36-45	7.20	9.44				
European lobster/ Homard européen/ Bogavante <i>Homarus gammarus</i>	Live - bulk	400-600 gr/pc 600-800	19.00	24.92 =	France delivered to French vivier companies	Ireland	
American lobster/ Homard américain/ Bogavante americano <i>Homarus americanus</i>	Frozen whole cooked popsicle	300-400 gr/pc > 450	New season will start in May		Europe CIF	Canada	
Edible crab/Tourteau/ Buey de mar <i>Cancer pagurus</i>	Live	400-600 gr/pc 600-800	2.50	3.28 +	France delivered live to French vivier companies	Ireland	

Fish Species Trade Name	Product Form	Grading	Price per kg			Reference & Area	Origin
			As stated	EUR	USD		
BIVALVES							April 2012
Oyster/Huître/Ostra <i>Crassostrea gigas</i>	Live	No. 3	4.00	5.25 =		France prod. price	Ireland/France
Mussel/Moule/Mejillón <i>Mytilus edulis</i>	Live - Bottom mussel		2.00	2.62		wholesale	France
			1.80	2.36 =			Netherlands
<i>Mytilus galloprovincialis</i>	Live - Rope	60-80 pc/kg	1.80	2.36 =			Spain
Scallop/Coquille Saint-Jacques/Vieira <i>Zygochlamys patagonica</i>	IQF - shell-off	120-150 gr/pc	13.00	17.05		Europe DDP	Argentina
Razor shell/Couteau/Navajas - Solenidae	IQF	12 cm	3.40	4.46 =		Spain CIF	Netherlands
SALMON							April 2012
Atlantic salmon/Saumon de l'Atlantique/Salmón del Atlántico	Fresh - gutted, head-on Superior quality	1-2 kg/pc	3.30	4.33 -		France DDP	Scotland
		2-3	3.60	4.72 -			
		3-6	4.40	5.77 -			
		> 6	4.50	5.90 -			
	Fresh - gutted, head-on Superior quality	1-2 kg/pc	3.30	4.33 -		DDP	Norway
		2-3	3.40	4.46 -			
Block frozen	Color > 13	4.10	5.38		France DDP	Chile	
		7.95	10.43			Norway	
Cooked and smoked, frozen in cube		7.40	9.70				
Pink salmon/Saumon rose/Salmón rosado <i>Oncorhynchus gorbuscha</i>	H&G, tail-on	800-1200 kg/pc	No quotations			Germany CFR	USA
TROUT							April 2012
Trout/Truite/Trucha <i>Salmo spp.</i>	Whole fresh on ice	0.5-0.8 kg/pc	HUF 1156	3.91	5.13	Hungary EX-FARM	Hungary
Rainbow trout/Truite arc-en-ciel/Trucha arco iris <i>Oncorhynchus mykiss</i>	Whole - gutted head and tail	250-300 gr/pc	2.90	3.80		Spain FCA	Peru
FRESHWATER FISH							April 2012
Barramundi/Perche barramundi/Perca gigante <i>Lates calcarifer</i>	Fresh - Whole - gutted, head-on	0.5-0.7 kg/pc	HUF 1823	6.16	8.08	Hungary EX-FARM	Hungary
Nile perch/Perche du Nil/Perca del Nilo <i>Lates niloticus</i>	Fillet - IWP	200-500 gr/pc 400-600 500-1000	No quotations				
Panga <i>Pangasius spp.</i>	Fillet, IQF, white - 20% glaze	120-170-220	1.94	2.55 +		Spain CFR	Viet Nam
	Fillet, interleaved, white - 10% glaze, skinless, boneless, belly- off, treated	gr/pc	2.14	2.80 *			
	Fillet - white, fully-trimmed interleaved, 100% net weight	120-170 gr/pc 170-220	1.92	2.52		Germany CFR	
	Fillet - thawed		3.19	4.18 =		Italy FCA	
		3.18	4.17 =		CIF		
		3.00	3.93 =		FOB		

Fish Species Trade Name	Product Form	Grading	Price per kg			Reference & Area	Origin
			As stated	EUR	USD		
FRESHWATER FISH (cont.)							April 2012
Nile tilapia/Tilapia du Nil/Tilapia del Nilo <i>Oreochromis niloticus</i>	Fillets, IQF, 20% glaze, skinless	3-5 oz/pc 5-7	No quotations			European main ports CFR	China
North African catfish/ Poisson-chat nord-africain/Pez-gato <i>Clarias gariepinus</i>	Fresh - whole gutted, head on	0.6-2.5 kg/pc	HUF 733	2.48	3.25	Hungary EX-FARM	Hungary
	Fresh - skinless, gutted headless	0.4-2Kg/pc	HUF 813	2.75	3.60 -		
	Fresh on ice - slices		HUF 1262	4.27	5.60		
	Fresh on ice - fillets, skinless		HUF 981	3.32	4.35 -		
Carp/Carpe/Carpa <i>Cyprinus spp.</i>	Live	1.2-5 kg/pc	HUF 701	2.37	3.11 +		
	Fresh, whole, gutted, head-on	0.8-4.5 kg/pc	HUF 841	2.84	3.73 +		
	Fresh, whole, gutted, head-off	0.7-4.5 kg/pc	HUF 946	3.20	4.19 -		
	Fresh on ice - slices		HUF 1051	3.55	4.66 =		
	Fresh on ice - fillets		HUF 1191	4.03	5.28 =		
Bighead carp/Carpe à grosse tête/Carpa capezona <i>Aristichthys nobilis</i>	Fresh gutted, head-off	0.8-4.5 kg/pc	HUF 490	1.66	2.17 =		
	Fresh on ice - slices		HUF 701	2.37	3.11 =		
	Fresh on ice - fillets		HUF 771	2.61	3.42		
Grass carp/ Carpe herbivore/ Carpa china <i>Ctenopharyngodon idellus</i>	Fresh - whole, gutted, scaled head-off	0.7-2 kg/pc	HUF 1002	3.39	4.44 +		
Crucian Carp/ Carassin/Carpin <i>Carassius carassius</i>	Fresh - whole, gutted, scaled head-on	0.2-0.6 kg/pc	HUF 532	1.80	2.36 -		
Wels/Silure glane/Siluro <i>Silurus glanis</i>	Fresh - slices		HUF 1893	6.40	8.39 *		
	Fresh - fillets		HUF 2594	8.77	11.50 *		
NON-TRADITIONAL SPECIES							April 2012
Sturgeon/Esturgeon/ Esturione <i>Acipenseridae</i>	Frozen - Whole	1.5-2 kg/pc	6.00 7.87 =			France CIF	France
	Gutted	5-7 kg/pc	6.00 7.87 =				
	Fillets	200-300 gr/pc	12.00 15.74 =				
		800-1000	12.00 15.74 =				
<i>A.baeri</i>	Caviar (Aquitaine) metal boxes		1 300 1 705 =				
Blue shark/Peau bleue/ Tiburón azul <i>Prionace glauca</i>	H&G, skin-on	12-20 kg/pc	0.95 1.25 +			Spain FCA	Spain
Red Porgy/Pagre/Pargo <i>Pagrus pagrus</i>	Fresh - whole	800-1000 gr/pc 1000-2000	15.00 19.67 = 18.48 24.23 =			Italy CPT	Portugal
Sand Steebras/Marbré Herrera <i>Lithognathus mormyrus</i>	Fresh - whole Mediterranean	300-500 gr/pc	6.33 8.30 =			FCA	Spain
White seabream/ Sar commun/Sargo <i>Diplodus sargus</i>	Fresh - whole	500-700 gr/pc	10.10 13.25 -				
Tub gurnard/ Grondin perlon/ Begel <i>Chelidonichthys lucerna</i>	Fresh - whole	1-2 kg/pc	14.50 19.02 =			CPT	Morocco
		500-1000	14.75 19.34 *				
		300-500					

Fish Species Trade Name	Product Form	Grading	Price per kg		Reference & Area	Origin
			As stated	EUR USD		
NON-TRADITIONAL SPECIES (cont.)						April 2012
Red mullet/ Rouget de vase/ Salmonete de fango <i>Mullus barbatus</i>	Fresh - whole	I	3.63	4.76 =	Italy CPT	Croatia
II		2.82	3.70 =			
III		2.20	2.89 =			
Surmullet/ Rouget de roche/ Salmonete de roca <i>Mullus surmuletus</i>	Fresh - whole	100-200 gr/pc	5.05	6.62 =	CPT	France
200-300		7.20	9.44 =			
100-200 gr/pc		7.35	9.64 =			
Red snapper/ Vivaneau/Pargo <i>Lutjanus spp.</i>	Whole - round, IQF 100% net weight	500-1000 1000-2000 > 2000	No quotations		Germany CFR	India
SEABASS/SEABREAM/MEAGRE						April 2012
Seabass/Bar, Loup/Lubina <i>Dicentrarchus labrax</i>	Fresh - whole farmed	200-300 gr/pc	4.25	5.57 +	Greece FOB	Greece
300-450		5.05	6.62 +			
400-600		5.15	6.75 +			
600-800		5.95	7.80 +			
800-1000		7.35	9.64 +			
> 1000		8.25	10.82 +			
200-300 gr/pc		4.45	5.84 +	Italy CIF		
300-450		5.25	6.88 +			
450-600		5.35	7.02 +			
600-800		6.15	8.07 +			
800-1000		7.55	9.90 +			
> 1000		8.45	11.08 +			
200-300 gr/pc		4.50	5.90 +	France CIF		
300-450		5.30	6.95 +			
450-600		5.40	7.08 +			
600-800		6.20	8.13 +			
800-1000		7.60	9.97 +			
> 1000		8.50	11.15 +			
200-300 gr/pc		4.49	5.89 +	Spain CIF		
300-450		5.29	6.94 +			
450-600		5.39	7.07 +			
600-800		6.19	8.12 +			
800-1000		7.59	9.95 +			
> 1000		8.49	11.13 +			
200-300 gr/pc		4.52	5.93 +	Germany CIF		
300-450		5.32	6.98 +			
450-600		5.42	7.11 +			
600-800		6.22	8.16 +			
800-1000	7.62	9.99 +				
> 1000	8.52	11.17 +				
200-300 gr/pc	4.50	5.90 +	Portugal CIF			
300-450	5.30	6.95 +				
450-600	5.40	7.08 +				
600-800	6.20	8.13 +				
800-1000	7.60	9.97 +				
> 1000	8.50	11.15 +				

Fish Species Trade Name	Product Form	Grading	Price per kg		Reference & Area	Origin	
			As stated	EUR USD			
SEABASS/SEABREAM/MEAGRE (cont.)						April 2012	
Seabass/Bar, Loup/Lubina <i>Dicentrarchus labrax</i>	Fresh - whole farmed	200-300 gr/pc	4.63	6.07 +	UK CIF	Greece	
		300-450	5.43	7.12 +			
		450-600	5.53	7.25 +			
		600-800	6.38	8.37 +			
		800-1000	7.78	10.20 +			
		> 1000	8.68	11.38 +			
	300-400 gr/pc	No quotations		Spain FOB	Spain		
	400-600						
	600-800						
	Fresh - whole - wild Mediterranean	1000-2000	12.00	15.74 =	Italy CPT	Egypt	
		> 2000	12.50	16.39 =			
	Fresh - whole - wild Atlantic	500-1000 gr/pc	6.11	8.01 =	FCA	France	
			6.10	8.00 =		Netherlands	
Gilthead seabream/ Dorade royale/Dorada <i>Sparus aurata</i>	Fresh - whole farmed	200-300 gr/pc	3.80	4.98 +	Greece FOB	Greece	
		300-450	4.15	5.44 +			
		450-600	4.25	5.57 +			
		600-800	5.40	7.08 +			
		800-1000	7.95	10.43 +			
		> 1000	8.50	11.15 +			
			200-300 gr/pc	4.00	5.25 +		Italy CIF
			300-450	4.35	5.70 +		
			450-600	4.45	5.84 +		
			600-800	5.60	7.34 +		
			800-1000	8.15	10.69 +		
			> 1000	8.70	11.41 +		
			200-300 gr/pc	4.05	5.31 +		France CIF
			300-450	4.40	5.77 +		
			450-600	4.50	5.90 +		
			600-800	5.65	7.41 +		
			800-1000	8.20	10.75 +		
			> 1000	8.75	11.47 +		
			200-300 gr/pc	4.04	5.30 +		Spain CIF
			300-450	4.39	5.76 +		
			450-600	4.49	5.89 +		
			600-800	5.64	7.40 +		
			800-1000	8.19	10.74 +		
			> 1000	8.74	11.46 +		
	200-300 gr/pc	4.07	5.34 +	Germany CIF			
	300-450	4.42	5.80 +				
	450-600	4.52	5.93 +				
	600-800	5.67	7.44 +				
	800-1000	8.22	10.78 +				
	> 1000	8.77	11.50 +				

Fish Species Trade Name	Product Form	Grading	Price per kg		Reference & Area	Origin
			As stated	EUR USD		
SEABASS/SEABREAM/MEAGRE (cont.)						April 2012
Gilthead seabream/ Dorade royale/Dorada <i>Sparus aurata</i>	Fresh - whole farmed	200-300 gr/pc	4.05	5.31 +	Portugal CIF	Greece
		300-450	4.40	5.77 +		
		450-600	4.50	5.90 +		
		600-800	5.65	7.41 +		
		800-1000	8.20	10.75 +		
		> 1000	8.75	11.47 +		
	Fresh - whole - wild	200-300 gr/pc	4.23	5.55 +	UK CIF	
		300-450	4.58	6.01 +		
		450-600	4.68	6.14 +		
		600-800	5.83	7.65 +		
800-1000		8.38	10.99 +			
> 1000		8.93	11.71 +			
Fresh - whole - wild Atlantic	800-1000 gr/pc	14.00	18.36 +	Italy CPT	Morocco	
	1000-2000	13.50	17.70 -			
Mediterranean	> 2000	12.94	16.97 +	FCA CPT	Spain	
	300-400 gr/pc	12.20	16.00 +			
	1000-2000	18.88	24.76 +			
	> 2000	17.20	22.56			
Meagre/Maigre Commun Corvina <i>Argyrosomus regius</i>	Whole - farmed	2-3 kg/pc	7.30	9.57	CIF	Greece
		0.8-1 kg/pc	8.17	10.71 *		
		1-2	8.50	11.15 *	CPT	Egypt
		2-4	9.50	12.46 *		

The **European Fish Price Report** is a monthly GLOBEFISH publication,
prepared by Karine Boisset, Hilary Cochrane, José Estors Carballo and Audun Lem.

It can be ordered from the **FISH INFONetwork**:

FAO GLOBEFISH (Network coordinator) Viale delle Terme di Caracalla 00153 Rome - Italy Tel: (39) 06 57055188 Fax: (39) 06 57053020 E-mail: globefish@fao.org Web site: www.globefish.org	INFOPESCA (Latin America) Julio Herrera y Obes 1296 11200 Montevideo - Uruguay Tel: (598) 2 9028701 Fax: (598) 2 9030501 E-mail: infopesca@infopesca.org Web site: www.infopesca.org	EUROFISH (Central and Eastern Europe) H.C. Andersens Blvd 44-46 1553 Copenhagen - Denmark Tel: (45) 33377755 Fax: (45) 33377756 E-mail: info@eurofish.dk Web site: www.eurofish.dk	INFOFISH (Asia/Pacific) Level 2, Menara Olympia 8 Jalan Raja Chulan 50200 Kuala Lumpur - Malaysia Tel: (603) 2078 3466 Fax: (603) 2078 6804 E-mail: info@infofish.org Web site: www.infofish.org
INFOPECHE (Africa) Tour C, 19ème étage, Cité Administrative Abidjan 01 - Côte d'Ivoire Tel: (225) 20228980 Fax: (225) 20218054 E-mail: infopeche@aviso.ci Web site: www.infopeche.org	INFOYU (China) Room 514, Nongfeng Building No. 96 East Third Ring Road Chaoyang District Beijing 100122 - P.R. China Tel: (86-10) 59199614 Fax: (86-10) 59199614 E-mail: infoyu@agri.gov.cn Web site: www.infoyu.net	INFOSAMAK (Arab Region) 71 blvd Rahal El Meskini Casablanca 20 000 - Morocco Tel: (212) 522540856 Fax: (212) 522540855 E-mail: infosamak@infosamak.org Web site: www.infosamak.org	INFOSA - sub-office INFOPECHE (Southern Africa) 89, John Meinert Street- West Windhoek -Namibia Tel: (264) 61279430 Fax: (264) 61279434 E-mail: infosa@infosa.org.na Web site: www.infosa.org.na

PRICE REFERENCE (INCOTERMS 2010)

EXW	ex works
FCA	free carrier
FAS	free alongside ship
FOB	free on board
CFR	cost and freight
CIF	cost, insurance and freight
CPT	carriage paid to
CIP	carriage and insurance paid to
DDP	delivered duty paid
DAT (new)	delivered at terminal
DAP (new)	delivered at place
(DAF, DES, DEQ and DDU have been cancelled)	

PRODUCT FORM

IQF	individually quick frozen
IWP	individually wrapped pack
PBI	pinbone in
PBO	pinbone off
C&P	cooked and peeled
H&G	headed and gutted
FAS	frozen at sea
PD	peeled and deveined
PUD	peeled, undeveined

SYMBOLS

+	Price increased in original currency since last report
-	Price decreased in original currency since last report
=	Updated but unchanged price
*	New insertion
	Not updated since last issue

CURRENCY RATES

		USD	EUR
Canada	CAD	1.00	1.31
Hungary	HUF	225.52	295.75
Norway	NOK	5.78	7.58
Switzerland	CHF	0.92	1.20
UK	GBP	0.63	0.83
USA	USD	-	1.31
EU	EUR	0.76	-
Japan	JPY	81.20	106.48
South Africa	ZAR	7.94	10.41
Denmark	DKK	5.67	7.44


Source: Federal Reserve Bank of New York 11/04/12

GLOBEFISH Market Reports
are available from the **GLOBEFISH web site: www.globefish.org**

Shrimp
Tuna
Salmon
Groundfish
Cephalopods
Fish Oil and Fishmeal
Small Pelagics
Bivalves
Freshwater
Seabass and Seabream



EUROPEAN PRICE REPORT




12 issues per year

The **European Fish Price Report** provides monthly prices on more than 400 fish products and an overview of the major trends for each commodity on the European market. An extensive correspondent network reports on current market prices in the European market from both capture fisheries and aquaculture.

The **GLOBEFISH Highlights** provides a quarterly detailed update on market trends for a variety of commodities. Key market data is presented in time series or graphs with analysis of trends and news for commodities such as tuna, groundfish, small pelagics, shrimp, salmon, fishmeal/fishoil, cephalopods, bivalves and crustaceans.

GLOBEFISH HIGHLIGHTS



4 issues per year

Subscription to the monthly European Price Report includes subscription to the Globefish Highlights €100 (electronic/pdf version by e-mail)

I would like to subscribe to the European Price Report and the Globefish Highlights

I will pay the total of € 100

By bank transfer By credit card

Please provide the following information:

NAME:

COMPANY:

POSTAL ADDRESS:

CITY:

COUNTRY:

TEL:

FAX:

E-MAIL:@.....

Date:/...../.....

Please return to:

EUROFISH
 UN Centre, Midtermolen 3
 DK-2100 Copenhagen
 Denmark
 Tel: ++45 3546 7180
 Fax: ++45 3546 7181
 E-mail: info@eurofish.dk
 Web site: www.eurofish.dk



GLOBEFISH

Food and Agriculture Organization of the United Nations
Fish Products and Industry Division
Viale delle Terme di Caracalla
00153 Rome, Italy
Tel: +3906 570 53288
Fax: +3906 570 53020
www.globefish.org