



GLOBEFISH

EUROPEAN PRICE REPORT

**Issue 09/2011
September 2011**

INDEX FOR PRICES

Groundfish	7
Flatfish	8
Tuna	8
Small Pelagics	9
Cephalopods	9
Crustaceans	10
Bivalves	12
Salmon	12
Trout	12
Freshwater fish	12
Non Traditional Species	13
Seabass-Seabream- Meagre	14

*The **European Fish Price Report**, based on information supplied by industry correspondents, aims to provide guidance on broad price trends. Price information is indicative and should be used only for forecasting medium- and long-term trends. FAO is not responsible for any errors or omissions.*

LATEST TRENDS

Among the world's regions, European fish consumption is only slightly higher than the global average. It is therefore excellent news when the EU's most populous country, Germany, reports growing fish consumption in 2010 reaching 15.7 kg, according to the country's Fisch-Informationszentrum in Hamburg. Although still below the European average of around 20 kg, improved distribution and a stronger focus on the benefits of fish consumption are important factors behind the growth in German fish consumption.

Alaska pollock is the most popular species, followed by herring, salmon, tuna and pangasius. Of these five, salmon and pangasius are both farmed whereas the Alaska pollock, herring and tuna are all from capture fisheries.

That Germany is a market with a strong focus on price is evidenced by the fact that 50% of fish products consumed at home are bought through discounters and that only 8% of total consumption is fresh fish; the vast majority is frozen (34%) and canned or marinated (26%).

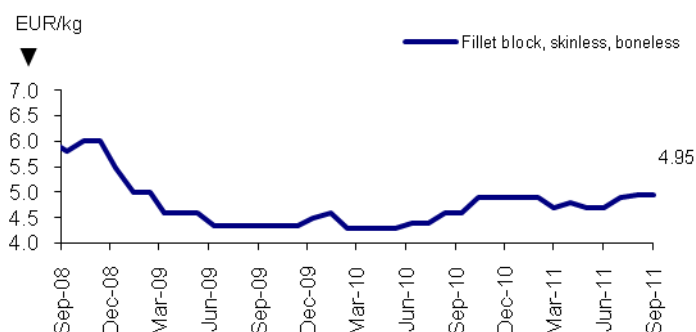
GROUNDFISH

White fish exports from Norway increased in recent months and frozen cod and haddock exports rose on higher sales volumes. Historical record highs were reached in August, which are the result of strong demand for frozen cod, saithe and haddock and higher prices of dried cod. Exports of cod reached a total of USD 915.7 million in value, 25% higher compared with last year's figures.

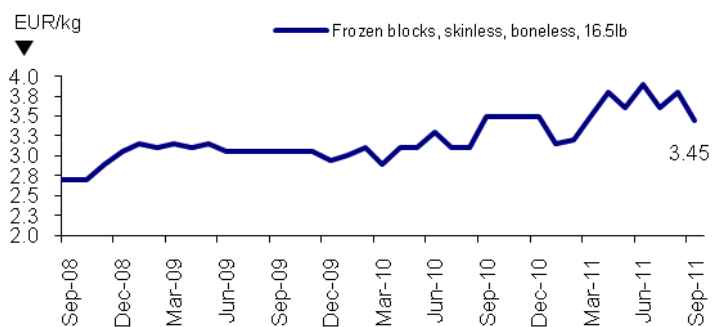
Clipfish exports also rose in August by 17.7% compared with the same month last year, reaching a total of USD 299 million.



Cod - In Germany, origin: Poland/Norway

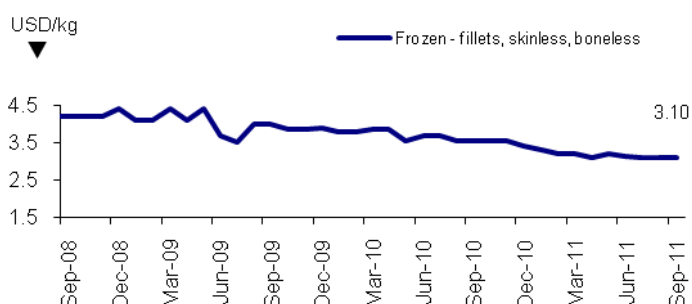


Saithe - In Germany, origin: Norway

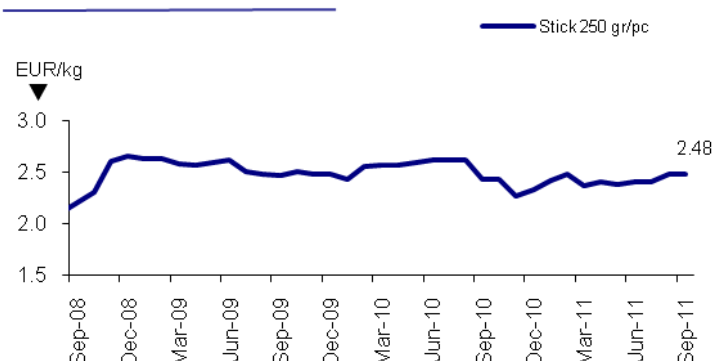


Alaska pollack

In Europe, origin: Russian Federation/USA



Surimi - In France, origin: Spain



Dried fish exports from Norway reached 7 870 tonnes. The main importer of dried cod was Portugal with a total volume of 2 350 tonnes, representing 43.8% more than in August 2010.

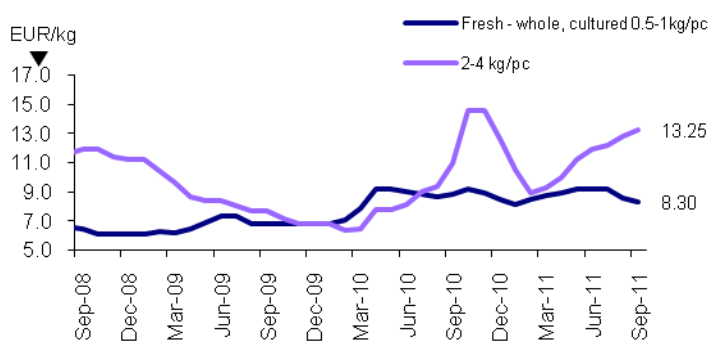
In August, 203 tonnes of farmed cod were exported, whole and in fillets, for a total value of EUR 932 376.

The increased price of cod in turn affected the price of light salted double frozen fillets from China.

In Spain, the price of Alaska pollock fillets increased slightly as did swordfish prices.

FLATFISH

Turbot (farmed) - In Spain, origin: Spain

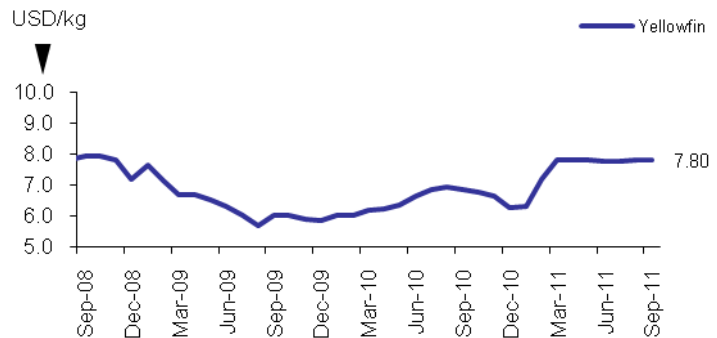


The price gap between small sized and large sized turbot is becoming wider because the small turbot are growing faster than the larger ones in the prevailing warm water conditions and also because of a fall in turbot demand as the season reached its end. Prices are likely to fall further as this year demand slowed earlier than expected.

TUNA

Tuna consumption in Europe has dropped considerably as a consequence of the resurgence of European financial turmoil and also the poor summer weather this year. Most of the companies have huge stocks in their warehouses. Tuna loin prices are expected to drop as well, as they are affected by the same conditions.

Tuna Loins - In Europe, origin: Latin America



The sharp reduction in purse seiner catches of tuna from the Western and Central Pacific has pushed prices up again in Bangkok during September. Cold storage stocks of raw material declined significantly, with August deliveries by reefer carriers totalling only about 35 000 tonnes compared with normal average monthly deliveries of about 65 000 tonnes. Purse seiners in the WCP are prevented from fishing on FAD's until 1 October. The market expects catches to improve in October but an increase in supply will not impact the market until November.

The raw material market in Ecuador remains stable as the season is closed. Prices are USD 1 850/tonne for skipjack and USD 2 400/tonne for yellowfin above 10kg. At these prices no reefer carrier fish is expected to be shipped. The number of orders is also low as most importers are waiting for an indication of price trends at international and national levels.

SMALL PELAGICS

The controversial mackerel season in Iceland is more than halfway through. Several EU countries have asserted that the quota of around 146 000 tonnes would damage the stock. Landings up to the end of July by Iceland were 72 000 tonnes, but the main part of the season was still to come.

In Norway, the Norwegian Seafood Export Council suggested that mackerel prices would be higher this season, in spite of good supply, although prices of larger mackerel, considered to be lower in quality, are likely to decrease. Mackerel sales in Britain went up with increased demand, as sales more than doubled since the beginning of the year.

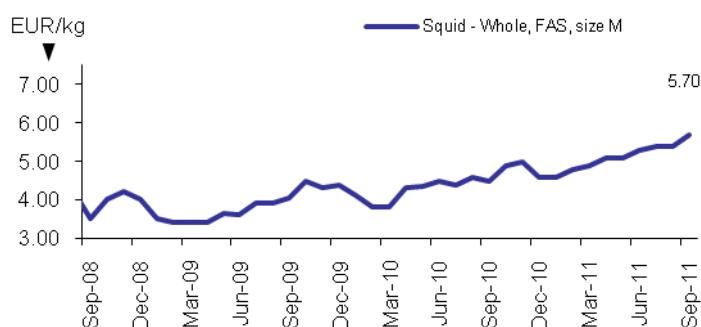
Newly landed herring prices remain on the high side.

CEPHALOPODS

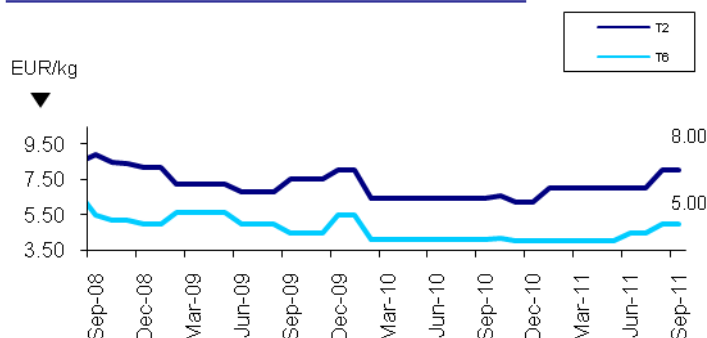
The cephalopod season has just started in South India and exporters are getting good offers from the Italian and Spanish markets. Off the west coast of India the situation is different, as the season has not begun yet and, with bad weather conditions, fishing activity is almost negligible.

In South Africa catches of cephalopods remain poor, while the local currency has firmed again relative to the Euro, thus decreasing margins for exporters.

Squid - In Italy, origin: South Africa

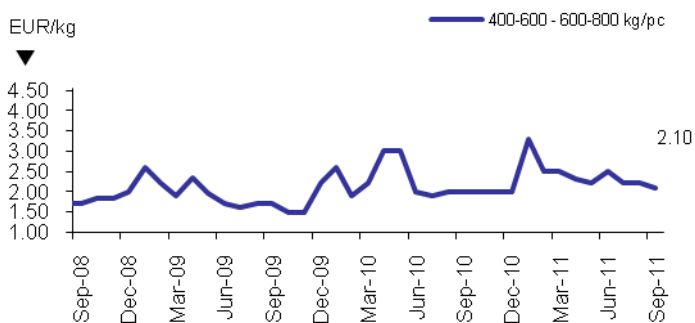


Octopus - in Spain, origin: Morocco - Whole - frozen



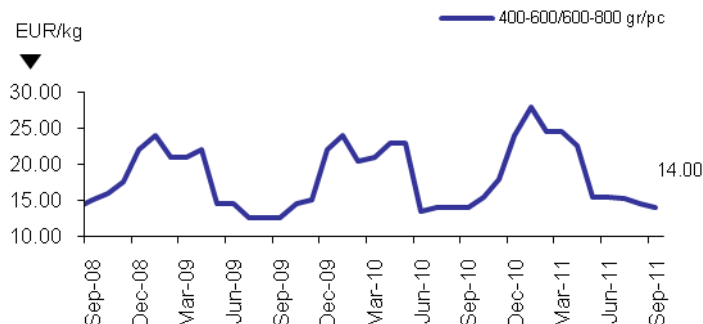
CRUSTACEANS

Crab (*Cancer pagurus*), origin: France



Whole frozen lobster prices from Canada were at higher levels than usual this spring season (May/June), as the season was shorter than in other years. The global financial crisis is also affecting this industry and many companies either went bankrupt or faced severe difficulties. Some had to obtain support from local governments.

European Lobster



There are still some attractive offers available but in very low volumes. Higher prices can be expected soon as the market will be undersupplied.

Crab fishing in Northern Ireland is in full swing now.

Shrimp

In Indonesia shrimp production remains stable. The main sizes are 26/30 and 31/40, consequently prices for these sizes have dropped slightly. In east Java small sized shrimp is still in short supply, with high demand. Production has just started again after a long break.

The shrimp season in South and East India continues as normal but prices are down compared with those of last season.

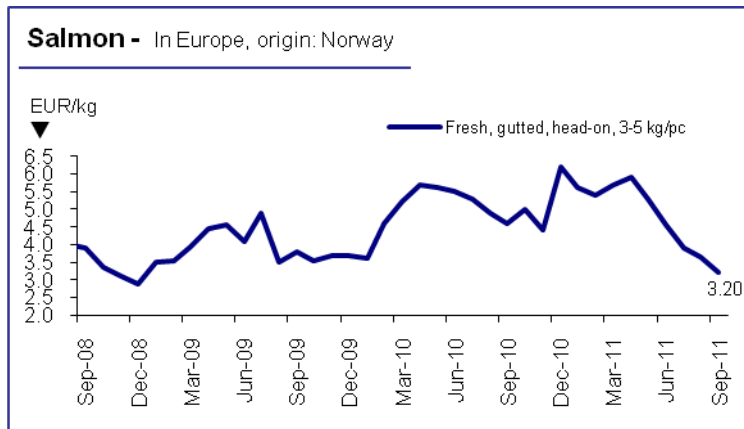
BIVALVES

As mentioned in the previous issue, French Bouchot production started late in some regions because of the dry summer weather. The presence of Dutch mussels is now

strong in the French market and both French and Dutch mussels are frequently featured in promotions in retail catalogues.

The French National Observatory, managed by IFREMER, reported that oyster mortalities have stabilized since the beginning of August.

SALMON



The European salmon market has continued to weaken but increasing demand from the processing industry over the next few months is likely to break the negative trend before too long. This confirms our previous outlook of relative stability with slightly weaker prices expected until October with a small rebound foreseen in the final months of the year.

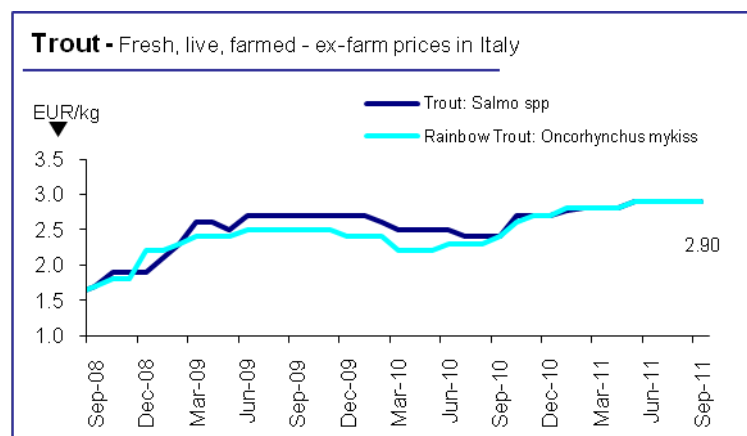
The European market is influenced by good volumes from Norway and increasing supplies from Chile. Many Chilean producers, however, have exhausted their supplies of market sized fish and will only come back from the spring of 2012 onwards. This should also support higher price levels during the last quarter of this year.

Norwegian export statistics for the first eight months show a 2% increase in export volumes from the same period in 2010 at 577 000 tonnes (round weight). The value of exports rose to NOK 19.4 billion from NOK 19.0 billion in 2010, with average prices marginally higher.

Prices of wild Pacific salmon have been falling thanks to good catches in the US, especially of pinks.

TROUT

Although the European trout market is well supplied by European producers, third party farmers also target the market, including countries such as Peru and Turkey. Supplies from Turkey in particular have been observed latterly in the Italian market with softening of prices as a result.



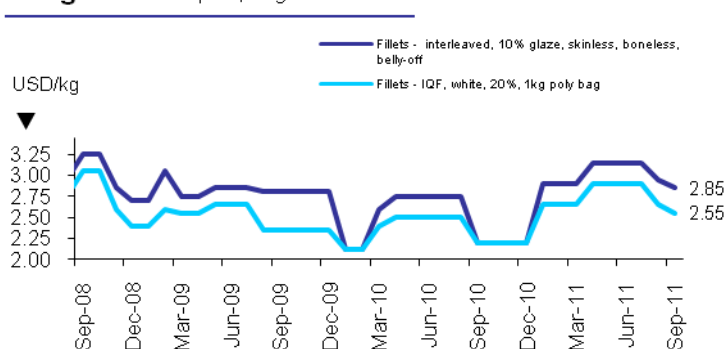
Norway's trout exports during the first eight months of 2011 dropped from 27 400 to 24 900 tonnes (converted to round weight equivalents). Average prices were up, however, from NOK 33.65/kg last year to 34.25/kg during the same period of 2011.

FRESHWATER FISH

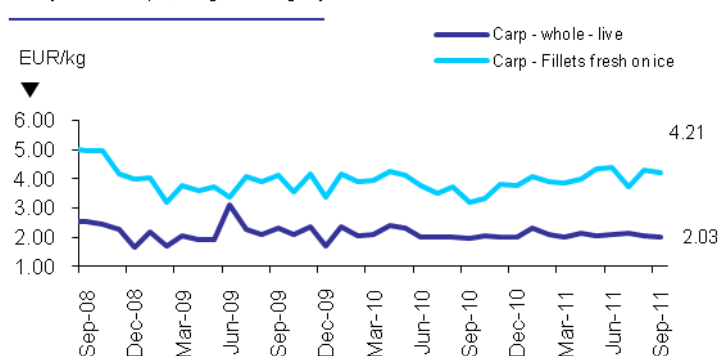
Last month we reported that the price of pangasius from Viet Nam dropped in July on the EU market. Now VASEP has reported that pangasius exports were also down in July by 2.8% in volume and 22.9% in value overall. In Europe, in particular, volumes dropped 26.3% and values were down 6.4%. This decline is seen as a consequence of Europe's ongoing economic woes. In the past pangasius price fluctuations have caused difficulties for farmers in decreasing profit margins or even incurring losses. To avoid this situation being repeated a draft decree to be submitted to the government for approval asks for an anticipated floor price for raw pangasius, which enables farmers to obtain a minimum 5% profit.

The price of carp from Hungary is expected to go up, but currently the market remains stable with some promotions available.

Pangasius - in Spain, origin: Viet Nam



Carp - in Europe, origin: Hungary

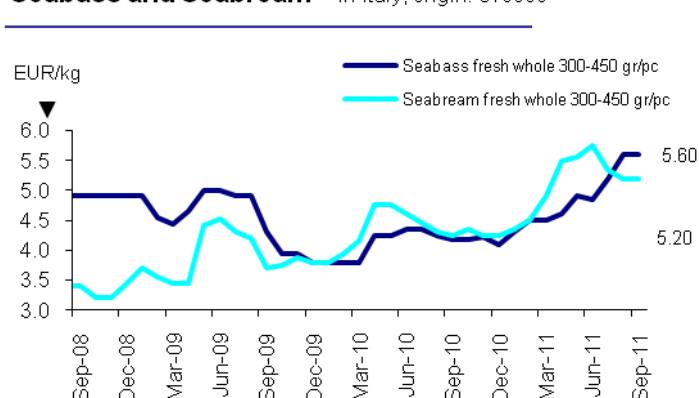


SEABASS/SEABREAM

After a somewhat uncontrolled price environment during the past quarter, some more stability is now returning to the market. Bass prices are again higher than those of bream, and some producers are seeking even higher quotations. The continuing economic instability in southern Europe will put pressure on demand.

However, the main determinant of prices will be on the supply side.

Seabass and Seabream - In Italy, origin: Greece



Fish Species Trade Name	Product Form	Grading	Price per kg			Reference & Area	Origin
			As stated	EUR	USD		
GROUND FISH							September 2011
Cod/Cabillaud, Morue/ Bacalao <i>Gadus morhua</i>	Fresh gutted		1.50	2.10	+	Poland fob	Baltic Sea
	Fillets, skinless, boneless, blockfrozen	16.5 lb	4.95	6.95	=	Germany dap	Barents Sea
	Fresh - fillet	100-200 gr/pc	7.12	10.00		Italy cpt fca	Denmark
		200-400	8.05	11.31			
		100-200 gr/pc	7.12	10.00	+		
		200-400	8.16	11.46	+		
		100-200 gr/pc	8.60	12.08	=		
		200-400	8.00	11.24			
	Fresh - Whole	100-200 gr/pc	6.30	8.85	+	cpt	France
		1-2 kg/pc	6.25	8.78			Denmark
		2-4	7.85	11.02			
		1-2 kg/pc	5.36	7.53	-		
Fresh - gutted, headless cultured	2-4	5.80	8.15	-	fca	Norway	
	2-3 kg/pc	1.45	2.04	-			
Salted fillet	400-700 gr/pc	9.90	13.90		fob	Italy	
					fob	Italy	
Hake/Merlu/Merluza <i>Merluccius capensis</i> <i>Merluccius productus</i>	Skin-on fillets, plate land-frozen	4-6 oz/pc	3.15	4.42	*	ddp	Namibia
		6-8	3.35	4.70	-		
		8-12	3.45	4.85	-		
	Fillet, regular, skinned, PBO	16.5 lb	2.21	3.10	-	Germany cfr	USA
Patagonian Grenadier/ Hoki <i>Macruronus magellanicus</i>	PBO		2.35	3.30		France	Chile
Alaska pollack/Lieu de l'Alaska/Colin de Alaska <i>Theragra chalcogramma</i>	Fillet block, skinless, boneless	16.5 lb	2.31	3.25	-	Germany dap	USA
			2.21	3.10	=		Russia
			2.21	3.10	=		China
	Fillet, skinless, PBI, blockfrozen		2.10	2.95	=		Russia
	Skinless, PBO, 10% glaze	6-8 oz/pc	1.53	2.15	*	cfr	Spain
	PBO		2.34	3.28	*	France cfr	USA
	Mince - skinless, boneless		1.35	1.90	*		
							Spain
Surimi (Alaska pollack)	Stick - grade A	250 gr/pc	2.48	3.48	=		
Saithe/Lieu noir/ Carbonero (Pollock, Coley) <i>Pollachius virens</i>	Frozen - block, fillet, skinless, boneless	16.5 lb	3.45	4.85	-	Europe dap	Norway
Monkfish/Baudroie/ Rape <i>Lophius spp.</i> <i>Lophius piscatorius</i>	Tails, skin-off, IWP	100-250 gr/pc	6.50	9.13	+	Spain ddp	Namibia
		250-500	8.75	12.29	+		
		500-1000	9.50	13.34	+		
		> 1000	11.50	16.15	+		
	IQF, skinless, PBO	40-80 gr/pc	3.70	5.20	=	Europe ddp	China
	Fresh - Tail	0.3-0.5 kg/pc	11.00	15.45	+	Italy cif	UK
		0.5-1	11.47	16.11	+		
		1-2	11.67	16.39	+		
		> 2	11.93	16.75	+		
	Fresh - whole	0.6-0.7	5.68	7.98	+	fob	Crotia
			6.55	9.20	-		
		0.5-1	6.06	8.51	+		
Haddock/Eglefin/Eglofino <i>Melanogrammus aeglefinus</i>	1-2	6.20	8.71	+	cpt	France	
	Fillet, skinless, boneless blockfrozen	16.5 lb	4.60	6.46	+	Germany ddp	Barents Sea
	H&G	< 0.8 kg/pc	NOK 10.00	1.32	1.86	Norway fca	Norway

Fish Species Trade Name	Product Form	Grading	Price per kg			Reference & Area	Origin
			As stated	EUR	USD		
FLATFISH							
September 2011							
Turbot/Rodaballo <i>Psetta maxima</i>	Fresh - whole cultured	0.5-1 kg/pc	8.30	11.66	-	Spain cif	Spain
		1-2	9.00	12.64	-		
		2-3	13.25	18.61	+		
		3-4	17.90	25.14	+		
	Fresh - whole wild	0.5-1 kg/pc	11.60	16.29		Netherlands cif (for Spanish mkt)	Netherlands
		1-2	16.20	22.75			
		2-3	19.10	26.82			
		3-4	23.20	32.58			
		4-6	25.70	36.09			
		> 6	32.70	45.92			
	Fresh - whole	0.3-0.5 kg/pc	5.62	7.89		Italy cif	Spain
		0.8-1 kg/pc	7.90	11.09	-		
		1.5-2	8.97	12.60	-		
		1-1.5	7.41	10.41	-		
		2-2.5	11.80	16.57	-		fca
0.5-1 kg/pc		8.99	12.63	-			
0.7-1		10.41	14.62	-			
0.8-1.2		10.20	14.32	=			
2-3	14.64	20.56	+				
Sole/Sole/ Lenguado <i>Solea vulgaris</i>	Fresh - whole	No. 1	14.90	20.93	+	Italy fob cif fca	Croatia
			13.60	19.10	-		France
		No. 3	12.63	17.74	-		
		No. 4	11.83	16.61	+		
		No. 5	7.69	10.80	-		Netherlands
	Fresh - Gutted	No. 2	20.97	29.45	-		
		No. 3	13.85	19.45	-		
		No. 4	9.71	13.64	-		
		No. 5	7.72	10.84	-		
	Fresh - whole	<170 gr/pc	9.20	12.92		Netherlands cif (for Spanish mkt)	
		160-220	11.40	16.01			
		210-300	16.10	22.61			
		300-400	21.90	30.76			
		400-600	25.50	35.81			
		600-800	27.10	38.06			
800-1000		27.10	38.06				
Solea lascaris	Fresh whole		11.35	15.94	Italy fca	Morocco	
Synaptura spp.	Fresh - fillet		8.15	11.45	cif	Senegal	
European Flounder/ Flet d'Europe/ Platija europea <i>Platichthys flesus</i>	Fresh whole	very small	0.38	0.53	+	Poland dap	Baltic
	Fesh - whole		1.33	1.87		Italy cpt	Denmark
			1.50	2.11		fca	
			1.07	1.50			France
TUNAS/BILLFISHES							
September 2011							
Tuna/Thon/Atún <i>Thunnus spp.</i>	Yellowfin - cooked & cleaned loins - vacuum packed	double cleaned	5.55	7.80	=	Italy ddp	Solomon Is./ Ecuador
	Yellowfin - whole	> 10 kg/pc	1.95	2.74	=	Spain cif	Atlantic Ocean
		< 10	1.40	1.97	=		
	Skipjack - whole	> 1.8 kg/pc	1.15	1.62	-	cfr	Seychelles
	Albacore - whole	< 10 kg/pc	3.00	4.21	=		
	Yellowfin - whole	> 20 kg/pc	2.05	2.88	*		
	Yellowfin - whole	> 20 kg/pc	1.90	2.67			

Fish Species Trade Name	Product Form	Grading	Price per kg As stated EUR USD			Reference & Area	Origin
TUNAS/BILLFISHES (cont.)						September 2011	
Tuna/Thon/Atún <i>Thunnus spp.</i>	Skipjack - cooked & cleaned loins - vacuum packed	double cleaning	3.30	4.63	*	Spain cif	China
	Skipjack - cooked & cleaned loins - vacuum packed	double cleaning	3.80	5.34	+	ddp	Ecuador
	Bigeye - whole	> 10 kg/pc	1.50	2.11	-	cfr	Atlantic Ocean
	Bigeye - frozen loins		3.79	5.32			Eastern Pacific
	Yellowfin - frozen loins		4.60	6.46	=		
	Skipjack - frozen loins		3.80	5.34	+		
	Yellowfin loins 100% cleaned	4-6 kg/pc	4.45	6.25		fca	Vietnam
	Skipjack - pre-cooked loins Yellowfin - pre-cooked loins	single cleaning double cleaning	closed season			Ecuador fob (for European mkt)	Ecuador
Swordfish/Espadon/ Pez espada <i>Xiphias gladius</i>	Sea frozen	20-30 kg/pc	6.85	9.62	+	Spain fot	Spain
		30-50-70	7.10	9.97	+		
		70-100	7.10	9.97	+		
SMALL PELAGICS						September 2011	
Mackerel/Maquereau/ Caballa <i>Scomber scombrus</i>	Whole	200-400 gr/pc	not available			Norway fob	Norway
		300-500 400-600					
		300-500 gr/pc 200-400	1.40 1.97 - 1.35 1.90 *	Spain fca	Spain		
	Fresh - fillet		4.07 5.72 -	Italy fca	France		
	Fresh - whole		2.70 3.79 *	cif	Croatia		
			1.65 2.32 +	fca	France		
			1.63 2.29 *	cpt			
2.88 4.04				Norway			
Herring/Hareng/Arenque <i>Clupeidae</i>	Flap, skin on	5-8	1.50 2.11 *	Poland fob	Baltic		
		6-8	1.65 2.32 *				
	Fresh - whole	70-100 gr/pc	0.34 0.48 +				
Sprat/Sprat/Espadín <i>Sprattus sprattus</i>	Fresh - whole		0.14 0.19 -				
Capelin/Capelan/ Capelán <i>Mallotus villosus</i>	Whole	mixed	not available			Norway fob	Norway
Sardine/Sardine/ Sardina <i>Sardina pilchardus</i>	Fresh -whole		1.50 2.11	Italy cif	Italy		
			1.25 1.76	cpt			
			1.03 1.45 -	fca	France		
			1.00 1.40 -	fob			
	Fresh -whole		1.71 2.40 +	fob	Croatia		
			1.36 1.91 -	cpt			
			1.51 2.12 +	cif			
Fresh - headless, gutted		5.40 7.58 =	fob	Italy			
CEPHALOPODS						September 2011	
Squid/Encornet/Calamar <i>Loligo spp.</i> <i>Todarodes pacificus</i>	Frozen - whole	S (< 18 cm)	5.50	7.72	+	Germany cif	South Africa
		M (18-25)	5.70	8.01	+		
		L (25-30)	5.90	8.29	=		
		XL (>30)	5.90	8.29	+		
	Tubes, cleaned, tip on wingless, 100% net weight	< 5	3.28	4.60			China
		< 7	3.17	4.45			
		< 10	2.99	4.20			

Fish Species Trade Name	Product Form	Grading	Price per kg As stated EUR USD		Reference & Area	Origin	
CEPHALOPODS (cont.)					September 2011		
Dosidicus gigas (giant squid)	Fillet	A	1.03	1.45	Peru fob	Peru	
	Tentacles		0.89	1.25			
	Wings		0.68	0.95			
Octopus/Poulpe/Pulpo Octopus vulgaris	Frozen - whole	T1	9.00	12.64 =	Spain wholesale	Morocco	
		T2	8.00	11.24 =			
		T3	7.00	9.83 =			
		T4	6.50	9.13 =			
		T5	6.00	8.43 =			
		T6	5.00	7.02 =			
		T7	4.00	5.62 =			
		T8	3.80	5.34 =			
		T9	3.60	5.06 =			
	Baby Octopus, 10%		4.50	6.32 *	France cif	India	
Cuttlefish/Seiche/ Sepia Sepia pharaonis	Whole cleaned	> 2 kg/pc	4.63	6.50	Germany cfr	Indonesia	
	20% glaze	1-2	3.92	5.50			
	IQF, whole, cleaned flower type	1-2 kg/pc	4.20	5.90			
		> 2	4.91	6.90			
		Whole cleaned, 20% glaze	< 1	5.20	7.30 *	Europe cif	India
		1-2	5.00	7.02 *			
CRUSTACEANS					September 2011		
Warmwater shrimp/ Crevette d'eau chaude/ Langostino, Gamba Metapenaeus Dobsoni	PUD	100-200 200-300 300-500 500-800	No quotations		France cif	India	
Whiteleg shrimp/ Crevette pattes blanches/Camarón patiblanco Penaeus vannamei	PD tail off, natural, no chemical IQF, 100% net weight	26-30 pc/lb	10.11	14.20	Germany cfr	Indonesia	
		31-40	9.61	13.50			
		41-50	8.12	11.40			
		51-60	7.69	10.80			
		61-70	7.19	10.10			
		71-90	6.41	9.00			
		91-120	6.23	8.75			
	Headless, skin-on IQF 75% net weight	16-20 pc/lb	9.65	13.55			Viet Nam
		21-25	7.28	10.22			
		26-30	6.09	8.55			
	PD, raw, 80% net weight IQF	26-30 pc/lb	5.73	8.05 *			
		31-40	5.34	7.50 *			
		41-50	4.70	6.60 *			
	PD, raw, 90% net weight IQF	61-70 pc/lb	5.86	8.23			China
		70-90	5.23	7.34			
		91-110	4.93	6.93			
	Head-on 20% glaze Semi IQF	16-20 pc/lb	5.63	7.90 -	Europe cfr	India	
		21-25	4.91	6.90 -			
		26-30	4.27	6.00 -			
		30-40	3.63	5.10 =			
	Head-on, shell-on	30-40 pc/kg	5.06	7.10	Ecuador fob for European main ports	Ecuador	
		40-50	4.31	6.05			
		50-60	4.06	5.70			
	Head-on, shell-on	60-70 pc/kg	3.74	5.25	Colombia for European main ports	Colombia	
		70-80	3.63	5.10			
		80-100	3.52	4.95			
		100-120	3.13	4.40			

Fish Species Trade Name	Product Form	Grading	Price per kg			Reference & Area	Origin		
			As stated	EUR	USD				
CRUSTACEANS (cont.)									
September 2011									
Black tiger/Crevette tigrée/Camarón tigre <i>Penaeus monodon</i>	IQF, head-on 20% glaze	8-12		11.75	16.50 =	Europe cfr	Bangladesh		
		13-15		10.70	15.03 =				
		16-20		9.40	13.20 =				
		21-30		7.20	10.11 =				
		31-40		6.20	8.71 =				
		41-50		5.50	7.72 =				
	Headless, easy-peel, 25% glaze IQF	< 5 pc/lb		12.10	17.00		India		
		6-8		10.68	15.00 =				
		8-12		8.90	12.50 =				
		13-15		7.48	10.50 =				
		16-20		6.76	9.50 =				
	Headless, 100% net weight	16-20 pc/lb		9.26	13.00 -				
		21-25		8.19	11.50 -				
		26-30		7.48	10.50 -				
		31-40		6.76	9.50 =				
		41-50		6.05	8.50 =				
	Headless, shell-on, raw, IQF 20% glazing	6-8 pc/lb		12.46	17.50	Germany cfr		Bangladesh	
		8-12		10.40	14.60				
		13-15		9.01	12.65				
		16-20		7.69	10.80				
	Headless, shell-on, IQF, 75% net weight	26-30 pc/lb		5.70	8.00		Viet Nam		
		31-40		5.13	7.20				
	Head-on, shell-on , semi-IQF 100% net weight	16-20 pc/lb		9.65	13.55				
		21-30		7.28	10.22				
Headless, shell-on, IQF, 80% glaze	31-40		6.09	8.55					
	< 5 pc/lb		14.53	20.40 *					
	6-8		12.32	17.30 *					
	8-12		9.83	13.80 *					
	13-15		8.37	11.75 *					
	16-20		7.26	10.20 *					
Norway lobster/ Langoustine/Cigala <i>Nephrops norvegicus</i>	Whole	21-25		6.48	9.10 *				
		31-40		5.20	7.30 *				
		1-4 pc/kg		19.00	26.68 =	Spain ddp	Iceland		
		5-7		16.30	22.89 =				
		8-10		14.90	20.93 +				
		11-15		10.35	14.54 +				
16-20		8.00	11.24 +						
European lobster/ Homard européen/ Bogavante <i>Homarus gammarus</i>	Live - bulk	21-25		7.00	9.83 +				
		26-30		5.50	7.72 =				
		400-600 gr/pc		14.00	19.66 -	France delivered to French vivier companies	Ireland		
		600-800		14.00	19.66 -				
		American lobster/ Homard américain/ Bogavante americano <i>Homarus americanus</i>	Frozen whole cooked popsicle	300-400 gr/pc	CAN	19.75	20.06 14.51 =	Europe cif	Canada
				> 450	CAN	20.75	21.08 15.25 =		
Edible crab/Tourteau/ Buey de mar <i>Cancer pagurus</i>	Live	400-600 gr/pc		2.10	2.95 -	France delivered live to French vivier companies	Ireland		
		600-800		2.10	2.95 -				

Fish Species Trade Name	Product Form	Grading	Price per kg As stated EUR USD			Reference & Area	Origin
BIVALVES							
September 2011							
Oyster/Huître/Ostra <i>Crassostrea gigas</i>	Live	No. 3	3.50	4.92 =	France prod. price wholesale	Ireland/France	
Muszel/Moule/Mejillón <i>Mytilus edulis</i>	Live - Bottom mussel		2.20	3.09 +		France	
<i>Mytilus galloprovincialis</i>	Live - Rope	60-80 pc/kg	2.00	2.81 +		Spain	
Scallop/Coquille Saint-Jacques/Vieira <i>Zygochlamys patagonica</i>	IQF - shell-off	120-150 gr/pc	12.00	16.85 -	Europe ddp	Argentina	
Razor shell/Couteau/ Navajas - <i>Solenidae</i>	IQF	12 cm	3.55	4.99	Spain cif	Netherlands	
SALMON							
September 2011							
Atlantic salmon/ Saumon de l'Atlantique/ Salmón del Atlántico <i>Salmo salar</i>	Fresh - gutted, head-on Superior quality	1-2 kg/pc	2.80	3.93 =	France cif	Scotland	
		2-3	3.20	4.49 -			
		3-4	3.20	4.49 -			
		4-5	3.45	4.85 -			
		5-6	3.65	5.13 -			
		> 6	4.05	5.69 =			
	Fresh - gutted, head-on Superior quality	1-2 kg/pc	2.80	3.93 -	ddp	Norway	
		2-3	3.20	4.49 -			
		3-4	3.20	4.49 -			
		4-5	3.45	4.85 -			
Pinksalmon Saumon rose/ Salmón rosado <i>Oncorhynchus gorbuscha</i>	H&G, tail-on	1-2 kg/pc	2.63	3.70 -	Germany cfr	USA	
TROUT							
September 2011							
Trout/Truite/Trucha <i>Salmo</i> spp.	Whole fresh on ice	0.5-0.8 kg/pc	HUF 1121	4.05	5.68	Hungary ex-farm	Hungary
	Fillet - farmed	200-400 gr/pc	6.90	9.69 =	Italy ex-farm	Italy	
	Live - farmed	500-700 gr/pc	2.90	4.07 =			
Rainbow trout/ Truite arc-en-ciel/ Trucha arco iris <i>Oncorhynchus mykiss</i>	Live - farmed	250-400 gr/pc	2.90	4.07 =	Spain fca	Spain	
	Gutted		3.70	5.20 =			
	Whole - gutted	200-300 gr/pc	2.80	3.93 -			
FRESHWATER FISH							
September 2011							
Northern pike/Brochet du Nord/Lucio <i>Esox Lucio</i>	Fresh - whole, gutted, head-on	0.7-2.5 kg/pc	No quotations			Hungary ex-farm	Hungary
Nile perch/Perche du Nil/Perca del Nilo <i>Lates niloticus</i>	Fillet - IWP	200-500 gr/pc 400-600 500-1000	No quotations				Uganda/Kenya
Panga <i>Pangasius</i> spp.	Fillet, IQF - 20% glaze	120-170 gr/pc	1.82	2.55 -	Spain cfr	Viet Nam	
	Fillet, interleaved, 10% glaze white meat, skinless, boneless belly-off, treated		2.03	2.85 -			
	Fillet - fully trimmed - net weight, white meat		2.26	3.18	Germany cfr		
	Fillet, white meat - 20% glaze	120-170 gr/pc	1.23	1.73 *			fob
			1.23	1.73 *			

Fish Species Trade Name	Product Form	Grading	Price per kg			Reference & Area	Origin
			As stated	EUR	USD		
FRESHWATER FISH (cont.)							September 2011
Panga <i>Pangasius</i> spp.	Fillet - thawed		2.84	3.99	=	Italy cpt fca fob fca	Viet Nam
			2.84	3.99	-		
			2.95	4.14	-		
	Frozen fillet		2.90	4.07	+		Netherlands
Nile tilapia/Tilapia du Nil/Tilapia del Nilo <i>Oreochromis niloticus</i>	Fillets, IQF, 20% glaze, skinless	3-5 oz/pc 5-7	No quotations			European main ports cfr	China
North African catfish/ Poisson-chat nord-africain/Pez-gato <i>Clarias gariepinus</i>	Fresh - whole gutted, skinless headless	0.6-2 kg/pc	HUF	764	2.76 3.87	Hungary ex-farm	Hungary
	Fresh - skinless, fillet		HUF	964	3.49 4.89		
Carp/Carpe/Carpa <i>Cyprinus</i> spp.	Live	1.5-5 kg/pc	HUF	560	2.03 2.84 =		
	Fresh, whole, gutted, head-on	1-4.5 kg/pc	HUF	701	2.54 3.55 =		
	Fresh on ice - slices		HUF	1023	3.70 5.19 +		
	Fresh on ice - fillets		HUF	1163	4.21 5.90 +		
Bighead carp/Carpe à grosse tête/Carpa capezona <i>Aristichthys nobilis</i>	Fresh gutted, head-off	0.7-2.5 kg/pc	HUF	560	2.03 2.84 +		
	Fresh slices		HUF	561	2.03 2.84 *		
	Fresh fillet		HUF	630	2.28 3.19 *		
Grass carp/ Carpe herbivore/ Carpa china <i>Ctenopharyngodon idellus</i>	Fresh - whole, gutted, scaled head-on	1-3 kg/pc	No quotations				
Crucian Carp/ Carassin/Carpín <i>Carassius carassius</i>	Fresh - whole, gutted, scaled head-on	0.15-0.5 kg/pc	HUF	490	1.77 2.48		
Wels/Silure glane/Siluro <i>Silurus glanis</i>	Fresh on ice, whole	1.5-4 kg/pc	No quotations				
Brown bullhead/ Barbotte brune <i>Ameiurus nebulosus</i>	Fresh - whole gutted, heard-on	0.1-0.2 kg/pc	No quotations				
NON-TRADITIONAL SPECIES							September 2011
Sturgeon/Esturgeon/ Esturione <i>Acipenseridae</i> <i>A.baeri</i>	Frozen - Whole	1.5-2 kg/pc	6.00	8.43		France cif	France
	Gutted	5-7 kg/pc	6.00	8.43			
	Fillets	200-300 gr/pc	12.00	16.85			
		800-1000	12.00	16.85			
	Caviar (Aquitaine) metal boxes		1 400	1 966			
Blue shark/Peau bleue/ Tiburón azul <i>Prionace glauca</i>	H&G, skin-on	7-12 kg/pc	1.25	1.76		Spain fca	Spain
Red Porgy/Pagre/Pargo <i>Pagrus pagrus</i>	Fresh - whole	300-400 gr/pc	2.67	3.75	+	Italy fca	Argentina
		400-600	3.36	4.72	+		
		600-800	3.86	5.42	+		
		800-1000	4.14	5.81	+		
	Fresh - gutted	300-400 gr/pc	2.66	3.74	-	fob	
Sand Steebras/Marbré Herrera <i>Lithognathus mormyrus</i>	Fresh - whole Mediterranean	300-500 gr/pc	11.45	16.08	+	Italy fca	Spain
			13.00	18.26	+		France

Fish Species Trade Name	Product Form	Grading	Price per kg			Reference & Area	Origin
			As stated	EUR	USD		
NON-TRADITIONAL SPECIES							September 2011
White seabream/ Sar commun/Sargo <i>Diplodus sargus</i>	Fresh - whole	300-500 gr/pc 500-700 700-1000	11.48 13.39 14.60	16.12 18.80 20.50	- - +	Italy fca	Spain
Tub gurnard/ Grondin perlon/ Begel <i>Chelidonichthys lucerna</i>	Fresh - whole	1-2 kg/pc 200-300 500-1000	12.96 6.20 3.00	18.20 8.71 4.21	 + *		Morocco Netherlands France
Grey gurnard/ Grondin gris/ Borracho <i>Eutrigla gurnardus</i>	Fresh - fillet Fresh - whole	 100-200 gr/pc 300-500	4.50 1.84 2.60	6.32 2.58 3.65			
Red mullet/ Rouget de vase/ Salmonete de fango <i>Mullus barbatus</i>	Fresh - whole	I II III	4.39 3.95 2.95	6.17 5.55 4.14	- - -		cif Croatia
Surmullet/ Rouget de roche/ Salmonete de roca <i>Mullus surmuletus</i>	Fresh - whole	100-200 gr/pc 200-300	19.00 19.00	26.68 26.68	+ +		fca Spain
SEABASS/SEABREAM/MEAGRE							September 2011
Seabass/Bar, Loup/Lubina <i>Dicentrarchus labrax</i>	Fresh - whole farmed	200-300 gr/pc 300-450 400-600 600-800 800-1000 > 1000 200-300 gr/pc 300-450 450-600 600-800 800-1000 > 1000 200-300 gr/pc 300-450 450-600 600-800 800-1000 > 1000 200-300 gr/pc 300-450 450-600 600-800 800-1000 > 1000 200-300 gr/pc 300-450 450-600 600-800 800-1000 > 1000	4.15 5.40 5.80 6.50 7.50 8.80 4.35 5.60 6.00 6.70 7.70 9.00 4.40 5.65 6.05 6.75 7.75 9.05 4.39 5.64 6.04 6.74 7.74 9.04 4.42 5.67 6.07 6.77 7.77 9.07	5.83 7.58 8.15 9.13 10.53 12.36 6.11 7.86 8.43 9.41 10.81 12.64 6.18 7.93 8.50 9.48 10.88 12.71 6.17 7.92 8.48 9.47 10.87 12.70 6.21 7.96 8.52 9.51 10.91 12.74	+ = + + - + + = + + - + + = + + - + + = + + - + + + = + + - +	Greece fob Italy cif France cif Spain cif Germany cif 	Greece

Fish Species Trade Name	Product Form	Grading	Price per kg			Reference & Area	Origin
			As stated	EUR	USD		
SEABASS/SEABREAM/MEAGRE (cont.)						September 2011	
Seabass/Bar, Loup/Lubina <i>Dicentrarchus labrax</i>	Fresh - whole farmed	200-300 gr/pc	4.40	6.18	+	Portugal cif	Greece
		300-450	5.65	7.93	=		
		450-600	6.05	8.50	+		
		600-800	6.75	9.48	+		
		800-1000	7.75	10.88	-		
		> 1000	9.05	12.71	+	UK cif	
		200-300 gr/pc	4.58	6.43	+		
		300-450	5.83	8.19	=		
		450-600	6.23	8.75	+		
		600-800	6.93	9.73	+		
		800-1000	7.93	11.14	-		
		> 1000	9.23	12.96	+	Spain fob	
		200-300 gr/pc	3.70	5.20	-		
		300-400	5.58	7.84	-		
		400-600	6.47	9.09	+		
	600-800	6.45	9.06	+	Italy cif		
	Fresh - whole - wild Mediterranean	600-800 gr/pc	11.00	15.45		+	
		800-1000	11.00	15.45		+	
		1000-2000	7.75	10.88		-	
		> 2000	6.00	8.43	-		
	Fresh - whole - wild Atlantic	500-1000 gr/pc	12.63	17.74	fca	France	
			11.13	15.63			-
		> 2000 gr/pc	25.45	35.74			+
Gilthead seabream/ Dorade royale/Dorada <i>Sparus aurata</i>		Fresh - whole farmed	200-300 gr/pc	4.40			6.18
	300-450		5.00	7.02	=		
	450-600		5.25	7.37	-		
	600-800		7.25	10.18	+		
	800-1000		8.30	11.66	+		
	> 1000		8.95	12.57	+	Italy cif	
	200-300 gr/pc		4.60	6.46	+		
	300-450		5.20	7.30	=		
	450-600		5.45	7.65	-		
	600-800		7.45	10.46	+		
	800-1000		8.50	11.94	+		
	> 1000		9.15	12.85	+	France cif	
	200-300 gr/pc		4.65	6.53	+		
	300-450		5.25	7.37	=		
	450-600		5.50	7.72	-		
	600-800	7.50	10.53	+			
	800-1000	8.55	12.01	+			
	> 1000	9.20	12.92	+	Spain cif		
	200-300 gr/pc	4.64	6.52	+			
	300-450	5.24	7.36	=			
	450-600	5.49	7.71	-			
	600-800	7.49	10.52	+			
	800-1000	8.54	11.99	+			
> 1000	9.19	12.91	+				

Fish Species Trade Name	Product Form	Grading	Price per kg			Reference & Area	Origin		
			As stated	EUR	USD				
SEABASS/SEABREAM/MEAGRE (cont.)						September 2011			
Gilthead seabream/ Dorade royale/Dorada <i>Sparus aurata</i>	Fresh - whole farmed	200-300 gr/pc	4.67	6.56	+	Germany cif	Greece		
		300-450	5.27	7.40	=				
		450-600	5.52	7.75	-				
		600-800	7.52	10.56	+				
		800-1000	8.57	12.04	+				
		> 1000	9.22	12.95	+				
		200-300 gr/pc	4.65	6.53	+	Portugal cif			
		300-450	5.25	7.37	=				
		450-600	5.50	7.72	-				
		600-800	7.50	10.53	+				
		800-1000	8.55	12.01	+				
		> 1000	9.20	12.92	+				
		200-300 gr/pc	4.83	6.78	+	UK cif			
		300-450	5.43	7.63	=				
		450-600	5.68	7.98	-				
		600-800	7.68	10.79	+				
		800-1000	8.73	12.26	+				
		> 1000	9.38	13.17	+				
		200-300 gr/pc	4.23	5.94	-	Spain fob		Spain	
		300-400	5.66	7.95	-				
		400-600	6.17	8.67					
		600-800	6.00	8.43					
		Fresh - whole - wild Atlantic	800-1000 gr/pc	18.53	26.02	+		Italy fca	Morocco
			1000-2000	20.66	29.01	+			
	> 2000		15.68	22.02	-				
	Mediterranean		600-800 gr/pc	11.00	15.45	+	cpt	Egypt	
			1000-2000	11.50	16.15	+			
			300-400 gr/pc	16.60	23.31		fca	Spain	
600-800			23.80	33.42	+				
1000-2000			24.56	34.49	-				
> 2000		20.20	28.37	-					
Meagre/Maigre Commun Corvina <i>Argyrosomus regius</i>		Whole - farmed	2-3 kg/pc	5.50	7.72	Italy cif	Greece		
	1-2 kg/pc		4.43	6.22	fca				
	2-4		7.50	10.53	cpt	Egypt			

The **European Fish Price Report** is a monthly GLOBEFISH publication,
prepared by Karine Boisset, José Estors Carballo, Audun Lem and edited by Hilary Cochrane.

It can be ordered from the **FISH INFONetwork**:

FAO GLOBEFISH (Network coordinator) Viale delle Terme di Caracalla 00153 Rome - Italy Tel: (39) 06 57055188 Fax: (39) 06 57053020 E-mail: globefish@fao.org Web site: www.globefish.org	INFOPECA (Latin America) Julio Herrera y Obes 1296 11200 Montevideo - Uruguay Tel: (598) 2 9028701 Fax: (598) 2 9030501 E-mail: infopesca@infopesca.org Web site: www.infopesca.org	EUROFISH (Central and Eastern Europe) H.C. Andersens Blvd 44-46 1553 Copenhagen - Denmark Tel: (45) 33377755 Fax: (45) 33377756 E-mail: info@eurofish.dk Web site: www.eurofish.dk	INFOFISH (Asia/Pacific) Level 2, Menara Olympia 8 Jalan Raja Chulan 50200 Kuala Lumpur - Malaysia Tel: (603) 2078 3466 Fax: (603) 2078 6804 E-mail: info@infofish.org Web site: www.infofish.org
INFOPECHE (Africa) Tour C, 19ème étage, Cité Administrative Abidjan 01 - Côte d'Ivoire Tel: (225) 20228980 Fax: (225) 20218054 E-mail: infopeche@aviso.ci Web site: www.infopeche.org	INFOYU (China) Room 514, Nongfeng Building No. 96 East Third Ring Road Chaoyang District Beijing 100122 - P.R. China Tel: (86-10) 59199614 Fax: (86-10) 59199614 E-mail: infoyu@agri.gov.cn Web site: www.infoyu.net	INFOSAMAK (Arab Region) 71 blvd Rahal El Meskini Casablanca 20 000 - Morocco Tel: (212) 522540856 Fax: (212) 522540855 E-mail: infosamak@infosamak.org Web site: www.infosamak.org	INFOSA - sub-office INFOPECHE (Southern Africa) 89, John Meinert Street- West Windhoek - Namibia Tel: (264) 61279430 Fax: (264) 61279434 E-mail: infosa@infosa.org.na Web site: www.infosa.org.na

PRICE REFERENCE (INCOTERMS 2010)

exw	ex works
fca	free carrier
fas	free alongside ship
fob	free on board
cfr	cost and freight
cif	cost, insurance and freight
cpt	carriage paid to
cip	carriage and insurance paid to
ddp	delivered duty paid
dat (new)	delivered at terminal
dap (new)	delivered at place
(daf, des, deq and ddu have been cancelled)	

PRODUCT FORM

IQF	individually quick frozen
IWP	individually wrapped pack
PBI	pinbone in
PBO	pinbone off
C&P	cooked and peeled
H&G	headed and gutted
FAS	frozen at sea
PD	peeled and deveined
PUD	peeled, undeveined

SYMBOLS

+	Price increased in original currency since last report
-	Price decreased in original currency since last report
=	Updated but unchanged price
*	New insertion
	Not updated since last issue

CURRENCY RATES

		USD	EUR
Canada	CAD	0.98	1.38
Hungary	HUF	197.20	276.45
Norway	NOK	5.38	7.56
Switzerland	CHF	0.86	1.21
UK	GBP	0.62	0.88
USA	USD	-	1.40
EU	EUR	0.71	-
Japan	JPY	77.19	108.41
South Africa	ZAR	7.17	10.07

Source: Federal Reserve Bank of New York 08/09/11

GLOBEFISH Market Reports
are available from the GLOBEFISH web site: www.globefish.org

Shrimp
Tuna
Salmon
Groundfish
Cephalopods
Fish Oil and Fishmeal
Small Pelagics
Bivalves
Freshwater
Seabass and Seabream



GLOBEFISH

Food and Agriculture Organization of the United Nations
Fish Products and Industry Division
Viale delle Terme di Caracalla
00153 Rome, Italy
Tel: +3906 570 53288
Fax: +3906 570 53020
www.globefish.org