



GLOBEFISH

EUROPEAN PRICE REPORT

Issue 12/2010
December 2010

INDEX FOR PRICES

Groundfish	7
Flatfish	7
Tuna	8
Small Pelagics	8
Cephalopods	9
Crustaceans	9
Bivalves	11
Salmon	11
Trout	11
Freshwater fish	11
Non Traditional Species	12
Seabass-Seabream-Meagre	12

The European Fish Price Report, based on information supplied by industry correspondents, aims to provide guidance on broad price trends. Price information is indicative and should be used only for forecasting medium- and long-term trends. FAO is not responsible for any errors or omissions.

LATEST TRENDS ★ ★

December is, as usual, the busiest month of the year. Demand is strong but is driven by seasonal purchases rather than any change in consumer sentiment. In fact, in many European markets, including large ones such as Spain and the UK, consumer spending is expected to be lower this year than in 2009, and in others political instability is discouraging consumers from any big-time spending.

Supply is having a more mixed effect on prices. Some farmed species such as salmon and catfish/pangasius are seeing strong rises because of limitations in production whereas others, including turbot and seabass/seabream, are suffering from sharp declines, despite higher prices during the year.

Looking back at 2010, one can see how certification has become a mainstream issue of key importance for importers and processors as well as retailers. In addition to the various certification schemes for environmental purposes, e.g. MSC, Friend of the Sea, Naturland etc, certification for IUU purposes introduced by the EU on 1 January 2010 has forced many suppliers to the EU market to alter their sourcing policies. This has had a clear impact both in the groundfish market and for tuna with significant price differences emerging for certified and non-certified product.

In 2011, we'll see more certification of aquaculture products. The FAO Sub-Committee on Aquaculture has recently endorsed its guidelines for aquaculture certification and the newly created Aquaculture Stewardship Council supported by the WWF is expected to play a major role in the sector, especially for products sourced from third country producers.



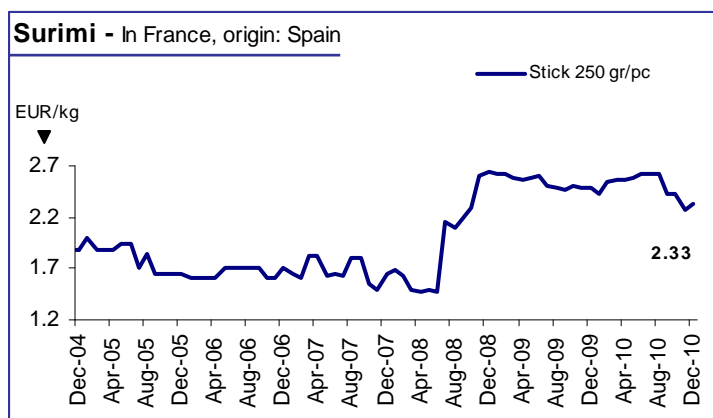
GROUND FISH

Despite the Christmas season, prices of hake in Spain have not firmed. On the contrary, good landings have diminished the price at auction dropping to an average price of EUR 2.46 per kilo during the first two weeks of December. This has also decreased imports arriving from third countries.

Hake has experienced strong growth in landings at Spanish ports during 2010. In fact, fishermen report not to have seen such amounts of hake in the fishing grounds for quite some time. This is confirmed by an increase in the quota of total allowable catch (TAC) recently approved by the EC of 15% for hake in the waters of the south (from the Bay of Biscay to the Gulf of Cadiz, including the coasts of Galicia and Portugal).

For Alaska pollock, the rise in quotas for 2011 has now been confirmed: up more than 50% from this year to 1.3 million tonnes.

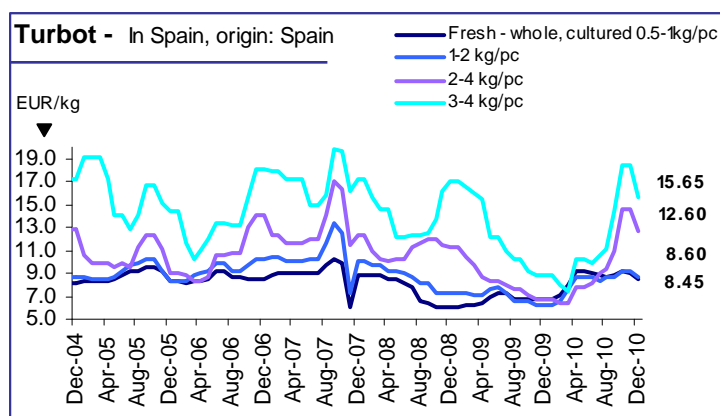
In the surimi market, producers are benefiting from falling raw material costs thanks to the strong Euro.



FLATFISH

In the turbot market, weak demand and good growth of the biomass are causing prices to drop. In addition, as Christmas promotions are about to start, prices might drop even further if demand does not meet the expected sales forecast of farmers.

Next year will be a crucial one for turbot as the new production from Pescanova's Mira facility in Portugal will come on stream. Therefore, building demand and expanding the market are important if prices are to be sustained.



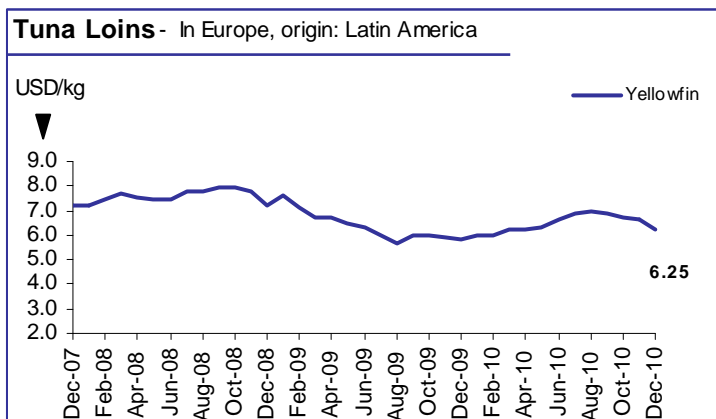
TUNA

The raw material market for tuna raw material in Thailand took a dramatic turn in December with main size skipjack prices rising to USD 1 200 per tonne, up from about USD 1 000 in November. This is important because major Thai packers had been anticipating a drop in the December raw material price. Catches, however, did not support a price decline.

Raw material sellers reacted to Bangkok's intention to continue the downward price trend by selling several reefer carrier loads to the Ecuador and Mexican markets where the market price for raw material from the Western and Central Pacific exceeded the USD 1 250 per tonne level and higher for raw material with certified origin. This diversion of fish from the Thai market had the effect of exaggerating the shortage from slow catches.

Fishing for tuna in most major areas continued to produce less tuna putting downward pressure on prices. Skipjack in the Seychelles increased to EUR 740. Only in West Africa did prices soften with main size skipjack in Abidjan declining slightly from EUR 760 to 730. This is most likely the result of greater fishing effort resulting from the relocation of vessels from the pirate-ridden waters of the Indian Ocean to the relatively less risky Atlantic.

Yellowfin prices also increased slightly from about EUR 1 950 cnf Spain and Italy up from EUR 1 900 per tonne. But the cooked and cleaned yellowfin loin pricing actually declined from USD 6 650 to USD 6 250 per tonne instead of following the increase in the yellowfin raw material market price. This is the result of expected heavy shipment volume of loins from dutiable sources under the 6% duty quota. This additional supply of loins from Thailand and China also impacted the skipjack loin market price in Europe with pricing as low as EUR 3 100 cnf Spain.



SMALL PELAGICS

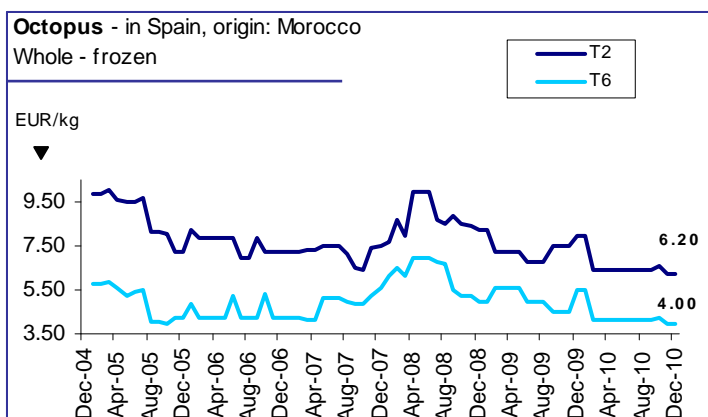
Prices for frozen mackerel are more or less the same as a year ago, although a slight increase has been registered in recent months. Norwegian exports of frozen mackerel during the first 11 months of 2010 were up by 48% in volume. Even so, the unit price was only slightly affected, as Norwegian export prices for frozen mackerel fell just NOK 0.26 from NOK 10.86 per kg (fob Norwegian border) to NOK 10.60 per kg.

Iceland and the Faroe Islands failed to reach an agreement with the EU on the allocation of quotas for mackerel stocks, but the EU and Norway, which are the most important fishing nations for this species, reached a bilateral agreement on mackerel quotas for 2011 at the beginning of December. The total quota has been set at 640 000 tonnes, and provisional figures suggest that the UK will receive around 190 000 tonnes and Norway will receive 183 000 tonnes. This represents a slight increase on 2010 quotas, and is in line with the integrated management plan for the fisheries, which was established following the unilateral decision by Iceland and the Faroe Islands to set their own quotas.

In line with earlier agreements, Norway and the EU will get increased access to fishing within each others EEZs.

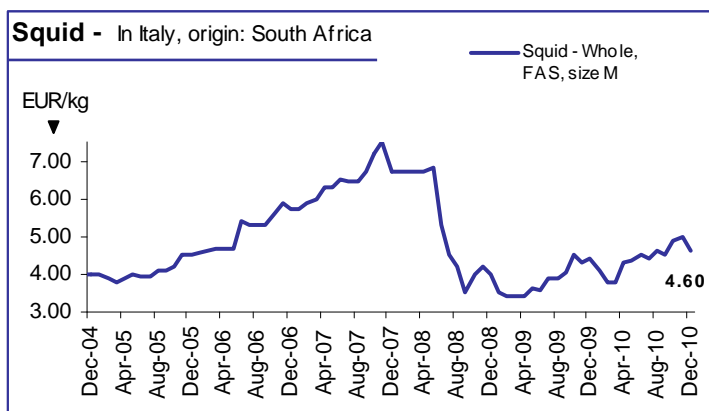
CEPHALOPODS

In Mauritania the two month closed season for the octopus fisheries, extended to the end of November by the late closure after summer, came to an end at the beginning of December, but for Morocco the ban has been extended by another month. Despite limited new supplies, prices on frozen product from inventory at the wholesale level in



the Spanish market fell in December, testifying to the weak demand in this market.

The South African squid fishery started off well after the closed period from 18 October to 22 November. However, with only sluggish sales in the European market, buyers are likely to reassess matters after the festive season in early January. Product landed after the reopening of the season will not be delivered in time for the European holiday period, particularly as transit times and administrative processing times have increased in the past few years. As a result, sales are slow and prices have fallen. Therefore, January will be an important period for establishing future prices.



CRUSTACEANS

Inventories of frozen lobster are low and several orders will not be filled. Suppliers indicate there is no valid market price at the moment; remaining stocks have been sold a bit higher than at the beginning of the season.

The European lobster market is strong, with rising end of year demand and poor landings pushing lobster prices higher.

Crab prices are increasing towards Christmas as consumer demand rises. As always, crab is a popular ingredient in seafood dishes provided for catering and gift purchases at this time of year.

BIVALVES

Demand for species such as periwinkles and whelks, as well as crab and lobster, among others, is strong. In many countries, fish counters within the main retailers, as well as online catalogues, are offering platters as gifts or for entertaining and catering services.

With regard to Mediterranean mussels, products of Irish, Dutch and Spanish origin are more available on the market as replacements for Bouchot. For bottom mussels, prices are rising slightly as Bouchot supplies decrease.

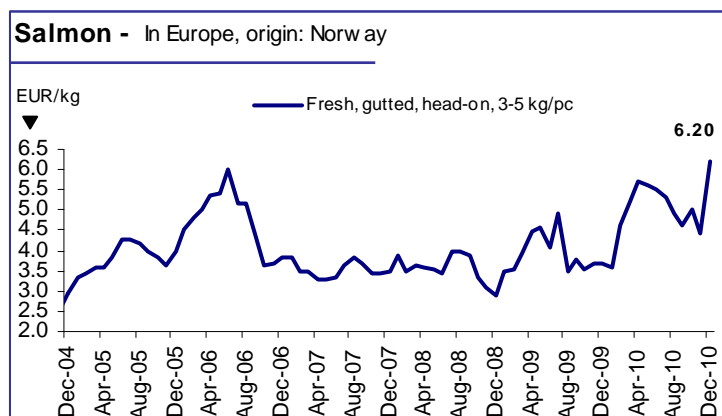
Import price increases for Gigas oysters are apparent in France and Ireland; however, at consumer level price increases have been tempered somewhat following negotiations between producer and retailer representatives in France. Producers are showing a preference to keep back smaller market size oysters (no. 4) for next year.

SALMON

The salmon market in Europe is tight with record prices thanks to strong seasonal demand. Supply has also been constrained by heavy snowfalls in northern Europe and Scotland with some delays in deliveries and prices rising even further as a result. Deliveries from Chile are still limited.

In theory, prices should soften over New Year as demand slows down but as supply also will be geared down, prices are not likely to fall dramatically.

Norway's export statistics for Atlantic salmon for January-November (11 months), show volumes reaching 832 000 tonnes (round weight equivalents), up 12%, and values of NOK 27.9 billion (EUR 3.5 billion), up 31.7% from last year. Average export prices (round weight equivalent) per kilo rose 17.6% to NOK 33.56 in this period.

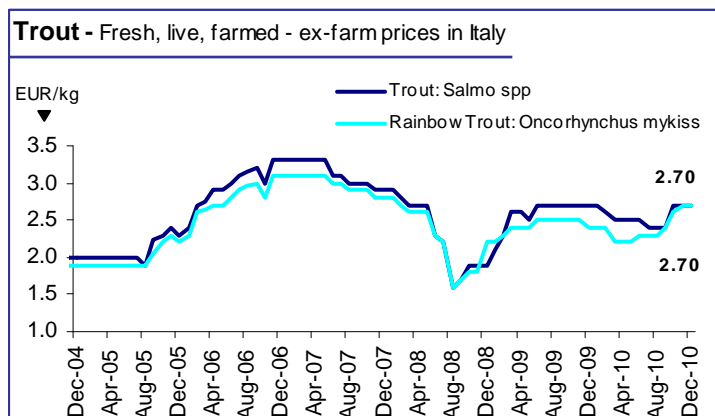


Norwegian salmon exports expressed in product weight reached 705 900 tonnes (633 000 tonnes in 2009) while the average export price was NOK 39.54 per kilo (NOK 33.45 in 2009).

TROUT

Demand for trout on the Italian market is at the usual level for the period, although supply is lower than normal. Prices remain stable.

Norway's export statistics for trout for January-November (11 months) show volumes dropping 35% to 36 200 tonnes, and values down 17.5% to NOK 1.450 billion (EUR 183 million). Average export prices per kilo rose 26.1% to NOK 40 in this period. Russia remains Norway's main market with 52% of sales, although shipments have been drastically reduced this year along with the general decline in Norway's production and exports. Other important markets for Norway are China, Japan and Thailand as well as Belarus and Ukraine.



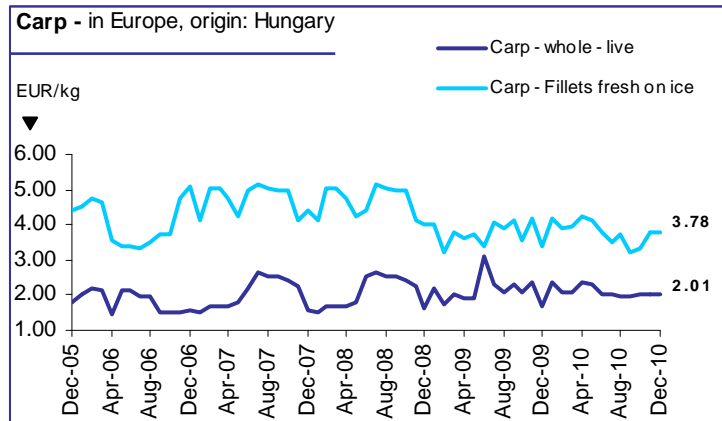
The main reason for the drop in Norway's production and exports of trout is that salmon and trout are covered by the same production licenses. With salmon prices at record levels, producers opt for salmon instead of trout.

FRESHWATER FISH

The market for pangasius is strong with prices rising quickly. The major reason for this is the low prices paid by processors to producers throughout 2009 and early 2010, forcing farmers to cut back production. As a result, processors are now suffering from a shortage of raw material.

Starting January 2011, Viet Nam exporters will be bound by new minimum export prices agreed by VASEP and the processors/exporters.

Carp is an important species in Christmas dishes in some central and eastern European countries with demand peaking in this period. In other countries, it's a typically summer dish. In countries such as Hungary, consumer sentiment is still weak and prices have not risen much even on the eve of the Christmas sales.



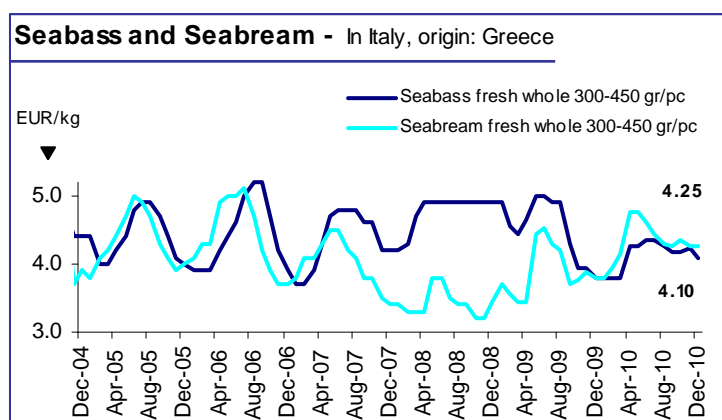
Poland has one of the highest production and consumption levels of carp in Europe. Sales peak in December but prices are stable this year. In 2010, Poland expects sales of 17 000 tonnes of carp, including 1 900 tonnes of imports – mostly from the Czech Republic and Lithuania.

The main reason for price stability seems to be few changes in either demand or supply. The retail chains have also managed to keep prices unchanged thanks to their contractual power in negotiations with carp farmers.

On the plus side for farmers is the expectation of significant financial assistance from the so called water-environmental issues programme (EFF).

SEABASS/SEABREAM

The market in November was characterized by continued downward price pressure, especially for seabass. For large volume sales, exceptionally low prices were obtained by several large retail chains that were able to benefit from the need for cash-flow by many of the Greek producers in particular. Price levels as low as EUR 3.70 for 300-400 gr seabass and EUR 3.90 for seabream were reported in the market. December demand is up from November which normally is one of the slowest months of the year. However, prices are not increasing much as supply is still ample.



Looking back at prices for 2010, seabream prices have been better than in 2009. The big disappointment was the decline in the price of bass, which dropped not only much lower than usual but also lower than that of bream, an unusual phenomenon.

Fish Species Trade Name	Product Form	Grading	Price per kg		Reference & Area	Origin
			As stated	EUR USD		
GROUND FISH						December 2010
Cod/Cabillaud, Morue/ Bacalao <i>Gadus morhua</i>	Fresh - fillet	100-200 gr/pc 200-400	9.15	12.12 =	Italy wholesale	Northern Europe
	Salted (Baccalà)		8.20	10.86 =		Norway
	Dried (Stoccafisso)		26.00	34.44 =		
	Soak (Stoccafisso)		6.00	7.95 =		
	Fresh gutted		1.38	1.83 -	Poland des	Baltic Sea
Hake/Merlu/Merluza <i>Merluccius gayi</i> <i>Merluccius capensis</i>	Fillets interleaved, PBI deep skinned	2-4 oz/pc	No quotations		Europe cfr	Chile
	H&G, IWF	100-200 gr/pc	1.90	2.52 =	Spain ddp	Namibia
		950-1200	2.25	2.98 -		
		1200-1500	2.50	3.31 -		
		1500-2000	3.50	4.64 =		
Skin-on fillets, plate land-frozen	2-4 oz/pc	2.80	3.71 -			
	4-6	3.25	4.30 -			
	6-8	3.55	4.70 =			
	8-12	3.65	4.83 =			
Alaska pollack/Lieu de l'Alaska/Colin de Alaska <i>Theragra chalcogramma</i>	Fillet block, skinless, boneless	16.5 lb	No quotations		Germany ddp	USA Russia China Russia
	Fillet, skinless, PBI, blockfrozen					
Surimi (Alaska pollack)	Stick - grade A	250 gr/pc	2.33	3.09 +	France ddp	Spain
Saithe/Lieu noir/ Carbonero (Pollock, Coley) <i>Pollachius virens</i>	Frozen - block, fillet, skinless, boneless	16.5 lb	No quotations		Europe ddp	Norway Faeroe Islands/ Iceland
Monkfish/Baudroie/ Rape <i>Lophius spp.</i>	Tails, skin-off, IWP	100-250 gr/pc	6.00	7.95 +	Spain ddp	Namibia
		250-500	7.50	9.93 +		
		500-1000	8.50	11.26 *		
		> 1000	10.00	13.25 *		
	IQF tail, skin-on 15% glaze	50-100 gr/pc	2.34	3.10 *	European main ports cfr	China
		100-200 gr/pc	3.21	4.25 *		
	200-300	3.77	5.00 *			
	300-500	4.15	5.50 *			
	500-1000	4.83	6.40 *			
	> 1000	7.06	9.35 *			
Haddock/Eglefin/Eglofino <i>Melanogrammus aeglefinus</i>	Fillet, skinless, boneless blockfrozen	16.5 lb	No quotations		Germany ddp	Barents Sea
Red Snapper/vivaneau/ Pargo <i>Lutjanus spp.</i>	Whole, gutted 100% net weight	2-4 kg/pc	2.11	2.80 =	Italy cfr	India
		4-6	2.11	2.80 =		
		> 5	2.11	2.80 =		
FLAT FISH						December 2010
Turbot/Rodaballo <i>Scophthalmus maximus</i>	Fresh - whole cultured	0.5-1 kg/pc	8.45	11.19 -	Spain cif	Spain
		1-2	8.60	11.39 -		
		2-3	12.60	16.69 -		
		3-4	15.65	20.73 -		
	Fresh - whole cultured	0.25-0.5 gr/pc	6.65	8.81 =	Netherlands cif (for Spanish mkt)	Netherlands
		0.5-1	8.30	10.99 =		
		1-2	9.90	13.11 =		
		2-3	13.45	17.82 =		
		3-4	15.35	20.33 =		
		> 4	17.70	23.45 =		

Fish Species Trade Name	Product Form	Grading	Price per kg			Reference & Area	Origin	
			As stated	EUR	USD			
FLATFISH (cont.)							December 2010	
Dover sole/Sole/ Lenguado <i>Solea vulgaris</i>	Frozen 40% glaze	120-170 gr/pc		6.40	8.48 =	Netherlands cif (for Spanish mkt)	Netherlands	
		170-220		7.40	9.80 =			
		220-300		9.40	12.45 =			
		300-350		11.60	15.37 =			
		350-400		12.70	16.82 =			
		400-500		13.22	17.51 =			
Plaice/Plie/Solla <i>Pleuronectes</i> spp.	Frozen	No. 4	No quotations					
European Flounder/ Flet d'Europe/ Platija europea <i>Platichthys flesus</i>	Fresh whole	very small		0.37	0.49 -	Poland des	Baltic	
TUNAS/BILLFISHES							December 2010	
Tuna/Thon/Atún <i>Thunnus</i> spp.	Yellowfin - cooked & cleaned loins - vacuum packed	double cleaned		4.72	6.25 -	Italy ddp	Kenya/Solomon Is/Côte d'Ivoire/	
	Yellowfin - whole	> 10 kg/pc		1.95	2.58 -	Spain cif	Atlantic Ocean	
		< 10 kg/pc		1.65	2.19		Côte d'Ivoire	
	Skipjack - whole	1.8-3.4 kg/pc		0.91	1.21 *	ddp	Indian Ocean	
	Yellowfin whole	> 20 kg/pc		1.47	1.95 +		Eastern pacific Ocean	
	Yellowfin frozen loins			4.30	5.70 *		Thailand	
	Skipjack whole	1.5-1.8 kg/pc		0.95	1.26 *		cfr	Seychelles
	Skipjack frozen loins			3.50	4.64 -			
	Skipjack loins			3.10	4.11 -			
	Skipjack whole			0.70	0.93		Seychelles fob (for EU market)	
Yellowfin whole			1.54	2.04				
Swordfish/Espadon/ Pez espada <i>Xiphias gladius</i>	Whole			12.25	16.23 =	Italy wholesale	Imports	
				9.25	12.25 =		Italy	
	Smoked - slices			15.75	20.86 =			
	Sea frozen	20-30 kg/pc		6.10	8.08 +	Spain fot	Spain	
	30-50-70		6.30	8.34 +				
	70-100		6.40	8.48 +				
SMALL PELAGICS							December 2010	
Mackerel/Maquereau/ Caballa <i>Scomber scombrus</i>	Whole	200-400 gr/pc	NOK	8.50	1.06	1.41	Norway fob	Norway
		300-500	NOK	9.50	1.19	1.57		
		400-600	NOK	16.00	2.00	2.65		
		> 600	NOK	18.50	2.31	3.06		
<i>Scomber japonicus</i>	Whole			0.82	1.09	Spain fob	Spain	
<i>Trachurus trachurus</i>	Whole			0.78	1.03			
Herring/Hareng/Arenque <i>Clupeidae</i>	Whole	> 300 gr/pc		0.72	0.96	Norway cif	Norway	
		> 350			0.83			1.10
	Fillet - skinless	50-80 gr/pc	NOK	10.00	1.25	1.65	fob	
		60-90	NOK	10.50	1.31	1.74		
	Flaps	6-10 pc/kg	NOK	9.00	1.12	1.49	cif	
4-7		NOK	9.50	1.19	1.57			
Fresh - whole	70-100 gr/pc			0.32	0.43 -	Poland des	Baltic	
European anchovy/ Anchois/Boquerón <i>Engraulis encrasicolus</i>	Fresh	first category		3.20	4.24 =	Italy wholesale	Italy	

Fish Species Trade Name	Product Form	Grading	Price per kg		Reference & Area	Origin	
			As stated	EUR USD			
SMALL PELAGICS (cont.)						December 2010	
European pilchard/ Sardine d'Europe/Sardina Sardina pilchardus		second category	2.30	3.05 =	Italy wholesale	Italy	
Sprat/Sprat/Espadín Sprattus sprattus	Fresh - whole		0.09	0.12 -	Poland des	Baltic	
Capelin/Capelan/ Capelán Mallotus villosus	Whole	mixed	NOK 3.25	0.41 0.54	Norway fob	Norway	
CEPHALOPODS						December 2010	
Squid/Encornet/Calamar Loligo spp.	Fresh	Large	6.00	7.95 =	Italy wholesale	Imports	
			7.15	9.47 =		Italy	
	Blanched, rings, 10% glazing IQF	40-60 pc/kg > 60 broken		2.76	3.65	France cfr	India
				2.45	3.25		
				2.00	2.65		
	Whole cleaned, IQF, 90% NW	< 10 10-20 26-40		2.49	3.30	Germany cfr	
			2.34	3.10			
			1.81	2.40			
Frozen - whole	S (< 18 cm) M (18-25) L (25-30) XL (>30)		4.30	5.70 -	cif	South Africa	
			4.60	6.09 -			
			4.80	6.36 -			
			4.80	6.36 -			
Todarodes pacificus	Tubes, cleaned IQF 20% glaze	< 5 < 10	4.80	3.95		China	
			5.00	3.40			
Octopus/Poulpe/Pulpo Octopus vulgaris	Frozen - whole	T1	7.80	10.33 =	Spain wholesale	Morocco	
		T2	6.20	8.21 =			
		T3	5.50	7.29 =			
		T4	5.00	6.62 =			
		T5	4.50	5.96 =			
		T6	4.00	5.30 =			
		T7	3.60	4.77 =			
		T8	3.40	4.50 =			
		T9	3.10	4.11 =			
	Raw, flower type	1-2 kg/pc 2-4		3.10 4.10	Spain cfr	Indonesia	
Whole	T1-T3 T4-T6		5.00	6.62	EMP cfr	Ghana	
			4.70	6.23			
Cuttlefish/Seiche/ Sepia Sepia officinalis	Choco	all sizes	3.50	4.64	Germany cfr	India	
	Mungo	5-6-7-8	3.25	4.30			
	Whole cleaned, IQF 20% glaze	< 1pc/kg 1-2		3.66 4.85			
			3.66	4.85			
CRUSTACEANS						December 2010	
Coldwater shrimp/ Crevette nordique/ Camarón boreal Pandalus borealis	Fresh - Pre-cooked	packed	5.75	7.62 =	Italy wholesale	Italy	
Whiteleg shrimp/ Crevette pattes blanches/Camarón patiblanco Penaeus vannamei	Head-on, Shell-on	20-30 pc/kg	7.44	9.85	Ecuador fob	Ecuador	
		30-40	6.72	8.90			
		40-50	5.85	7.75	EMP		
		50-60	4.76	6.30			
		60-70	4.27	5.65			

Fish Species Trade Name	Product Form	Grading	Price per kg		Reference & Area	Origin
			As stated	EUR USD		
CRUSTACEANS (cont.)						December 2010
Whiteleg shrimp/ Crevette pattes blanches/Camarón patiblanco <i>Penaeus vannamei</i>	C&P undeveined IQF, 20% glaze	40-60 pc/kg	4.98	6.60	Germany cfr	Viet Nam
		60-80	4.45	5.90		
		80-120	4.23	5.60		
		100-200	4.15	5.50		
PD	31-40 pc/kg 41-50 51-60 61-70	7.51	9.95	European main ports cfr	Indonesia	
		6.68	8.85			
		6.45	8.55			
		6.27	8.30			
Black tiger/Crevette tigrée/Camarón tigre <i>Penaeus monodon</i>	Blockfrozen - headless shell-on 20% glaze	21-25 pc/lb	8.60	11.39	Spain cif (for Spanish market)	Bangladesh
		26-30	7.45	9.87		
		31-40	6.10	8.08		
	IQF, head-on, 25% glaze	8-12	7.93	10.50 =	Europe cfr	
		13-15	7.47	9.90 +		
		16-20	5.81	7.70 +		
		21-30	4.61	6.10 +		
		31-40	3.77	5.00 +		
		41-50	3.02	4.00 +		
	Block, headless, net weight	8-12	15.10	20.00 +		
		13-15	13.29	17.60 +		
		16-20	11.63	15.40 +		
		21-25	8.30	11.00 -		
		26-30	6.64	8.80 =		
Whole - semi-IQF 20% glaze	6-8 pc/lb	12.15	16.09 *	Spain cif (for Spanish market)		
	16-20	7.00	9.27 *			
	21-25	5.35	7.09 *			
	26-30	4.45	5.89 *			
IQF, head-on 20% glaze	16-20	6.68	8.85 +	France cfr	India	
	20-30	5.02	6.65 +			
	30-40	4.04	5.35 +			
	40-60	3.59	4.75 =			
Headless, easy-peel, 25% glaze IQF	8-12	9.74	12.90 =	Europe cfr		
	13-15	7.70	10.20 =			
	16-20	6.64	8.80 =			
	21-25	5.96	7.90 =			
Frozen	< 10 pc/lb	16.00	21.19	EMP cfr	Ghana	
	10-15	16.00	21.19			
	15-20	15.00	19.87			
Mantis shrimp/Squilla/ Galera <i>Squilla mantis</i>	Live		9.00	11.92 =	Italy wholesale	Italy
	Fresh		7.10	9.40 =		
European lobster/ Homard européen/ Bogavante <i>Homarus gammarus</i>	Live - bulk	400-600gr/pc	24.00	31.79 +	France cif	Ireland
		600-800	24.00	31.79 +		
American lobster/ Homard américain/ Bogavante americano <i>Homarus americanus</i>	Frozen whole cooked popsicle	< 450 gr/pc > 450	No quotations		Europe cif	Canada
Edible crab/Tourteau/ Buey de mar <i>Cancer pagurus</i>	Live	bulk	2.00	2.65 =	France cif	Ireland

Fish Species Trade Name	Product Form	Grading	Price per kg		Reference & Area	Origin
			As stated	EUR USD		
BIVALVES						December 2010
Oyster/Huître/Ostra <i>Crassostrea gigas</i>	Live		11.15	14.77 =	Italy wholesale	France
			4.15	5.50 =		Italy
	Live	No. 3	3.50	4.64 +	France prod. price cif to packer	Ireland/France
Mussel/Moule/Mejillón <i>Mytilus edulis</i>	Live - Rope		No quotations		wholesale	Ireland
	Live - Bouchot mussel		2.30	3.05		France
	Live - Bottom mussel		1.30	1.72 +	Netherlands auction	Netherlands
<i>Mytilus galloprovincialis</i>	Live - Rope	60-80 pc/kg	2.00	2.65 *	France wholesale	Spain
Scallop/Coquille Saint- Jacques/Vieira <i>Pecten jacobaeus</i>	Chilled - shell-on Shell-off		8.50	11.26 =	Italy wholesale	Italy
			8.15	10.80 =		
Scallop/Peigne/Peine <i>Chlamys</i> spp.	Fresh		11.35	15.03 =		
Venus clam/Praire/ Chirla - <i>Venus gallina</i>	Live		6.20	8.21 =		
Grooved Carpet shell/ Palourde/Almeja fina <i>Venerupis semidecussatus</i>	Live		5.00	6.62 =	Italy wholesale	Italy
Razor shell/Couteau/ Navajas - <i>Solenidae</i>	IQF	12 cm	3.55	4.70 =	Spain cif	Netherlands
SALMON						December 2010
Atlantic salmon/ Saumon de l'Atlantique/ Salmón del Atlántico <i>Salmo salar</i>	Fresh - gutted, head-on Superior quality	1-2 kg/pc	4.80	6.36 +	France cif	Scotland
		2-3	5.10	6.76 +		
		3-4	6.10	8.08 +		
		4-5	6.10	8.08 +		
		5-6	6.05	8.01 +		
	Fresh - gutted, head-on Superior quality	1-2 kg/pc	5.00	6.62 +	ddp	Norway
		2-3	5.50	7.29 +		
		3-4	6.20	8.21 +		
		4-5	6.20	8.21 +		
		5-6	6.20	8.21 +		
> 6	6.10	8.08 +				
TROUT						December 2010
Trout/Truite/Trucha <i>Salmo</i> spp.	Fresh on ice whole	0.5-0.8 kg/pc	HUF 1050	3.78 5.00	Hungary exw	Hungary
	Fillet - farmed	200-400 gr/pc	6.70	8.87 =	Italy ex-farm	Italy
	Live - farmed	500-700 gr/pc	2.70	3.58 =		
Rainbow trout/ Truite arc-en-ciel/ Trucha arco iris <i>Oncorhynchus mykiss</i>	Fillet - trim C - IQF -	2-3 lb/pc	No quotations		France cif	Chile
	Whole gutted				Germany wholesale	Germany/ Italy
	Live - farmed	250-400 gr/pc	2.70	3.58 =	Italy ex-farm	Italy
	Gutted		3.50	4.64 =		
Nile perch/Perche du Nil/Perca del Nilo <i>Lates niloticus</i>	Fresh - fillet		6.15	8.15 =		Imports
FRESHWATER FISH						December 2010
Pangas catfish/ Panga/Pez gato <i>Pangasius</i> spp.	Filletts - intervid, 10% glaze sknlss, bonlss, belly-off	120-170-220 gr/pc	2.08	2.75 =	Spain cfr	Viet Nam
	Filletts - IQF, white, 20%, 1kg poly bag	120-170-220 gr/pc	1.89	2.50 =		

Fish Species Trade Name	Product Form	Grading	Price per kg			Reference & Area	Origin
			As stated	EUR	USD		
FRESHWATER FISH (cont.)						December 2010	
North African catfish/ Poisson-chat nord- africain/Pez-gato <i>Clarias gariepinus</i>	Fresh, fillet, skin-on		HUF 876	3.15	4.17	Hungary ex-farm	Hungary
Carp/Carpe/Carpa <i>Cyprinus spp.</i>	Fresh - gutted, head-on	1-4.50 kg/pc	HUF 701	2.52	3.34 -		
	Fresh - gutted, headless	0.7-4 kg/pc	HUF 911	3.28	4.34 =		
	Live	1.5-5 kg/pc	HUF 560	2.01	2.67 =		
	Fresh on ice - slices		HUF 981	3.53	4.67 +		
	Fresh on ice - fillets		HUF 1051	3.78	5.01 +		
Bighead carp/Carpe à grosse tête/Carpa capezona <i>Aristichthys nobilis</i>	Live - whole scaled, headless	1.5-5 kg/pc	HUF 350	1.26	1.67 +		
	Fresh on ice, slices		HUF 560	2.01	2.67		
	Fresh gutted, head-on	0.7-4 kg/pc	HUF 561	2.02	2.67		
	Fresh on ice, fillets		HUF 560	2.01	2.67 *		
Wels/Silure glane/Siluro <i>Silurus glanis</i>	Fresh - whole, gutted, head-on	1.5-4 kg/pc	HUF 1612	5.80	7.68		
NON-TRADITIONAL SPECIES						December 2010	
Sturgeon/Esturgeon/ Esturione <i>Acipenseridae</i> <i>A.baeri</i>	Frozen - Whole	1.5-2 kg/pc		6.00	7.95 =	France cif	France
	Gutted	5-7 kg/pc		6.00	7.95 =		
	Fillets	200-300 gr/pc		11.00	14.57 =		
		800-1000		11.00	14.57 =		
	Caviar (Aquitaine) metal boxes			1 400	1 854 +		
Picked dogfish/Aiguillat commun/Mielga <i>Squalus acanthias</i>	Fresh - skin-off			13.00	17.22 =	Italy wholesale	Northern Europe
Grouper/Mérou/Mero <i>Epinephelus spp</i>	Whole - gutted, 20 kg-pack	1-2 kg/pc		2.04	2.70 =	Netherlands cfr	India
		2-5		2.79	3.70 =		
		5-10		2.79	3.70 =		
		> 10		2.79	3.70 =		
	Fresh			12.40	16.43 =	Italy wholesale	Imports Italy
			20.00	26.49 =			
			15.50	20.53 =			
John dory/Saint Pierre/ Pez de San Pedro <i>Zeus faber</i>	Fresh			12.75	16.89 =		Imports
Red scorpionfish/Ras- casse rouge/Cabracho <i>Scorpaena scrofa</i>	Fresh			15.80	20.93 =		Italy
				19.55	25.90 =		
SEABASS/SEABREAM/MEAGRE						December 2010	
Seabass/Bar, Loup/Lubina <i>Dicentrarchus labrax</i>	Fresh - whole	200-300 gr/pc		3.65	4.83 -	Greece fob	Greece
		300-450		3.90	5.17 -		
		400-600		4.10	5.43 -		
		600-800		5.50	7.29 -		
		800-1000		7.75	10.27 -		
		> 1000		9.00	11.92 -		
		200-300 gr/pc		3.85	5.10 -	Italy cif	
		300-450		4.10	5.43 -		
		450-600		4.30	5.70 -		
		600-800		5.70	7.55 -		
		800-1000		7.95	10.53 -		
		> 1000		9.20	12.19 -		

Fish Species Trade Name	Product Form	Grading	Price per kg		Reference & Area	Origin
			As stated	EUR USD		
SEABASS/SEABREAM/MEAGRE (cont.)						December 2010
Seabass/Bar, Loup/Lubina <i>Dicentrarchus labrax</i>	Fresh - whole	200-300 gr/pc	3.90	5.17 -	France cif	Greece
		300-450	4.15	5.50 -		
		450-600	4.35	5.76 -		
		600-800	5.75	7.62 -		
		800-1000	8.00	10.60 -		
		> 1000	9.25	12.25 -		
		200-300 gr/pc	3.89	5.15 -	Spain cif	
		300-450	4.14	5.48 -		
		450-600	4.34	5.75 -		
		600-800	5.74	7.60 -		
		800-1000	7.99	10.58 -		
		> 1000	9.24	12.24 -		
		200-300 gr/pc	3.92	5.19 -	Germany cif	
		300-450	4.17	5.52 -		
		450-600	4.37	5.79 -		
		600-800	5.77	7.64 -		
		800-1000	8.02	10.62 -		
		> 1000	9.27	12.28 -		
		200-300 gr/pc	3.90	5.17 -	Portugal cif	
		300-450	4.15	5.50 -		
		450-600	4.35	5.76 -		
600-800	5.75	7.62 -				
800-1000	8.00	10.60 -				
> 1000	9.25	12.25 -				
200-300 gr/pc	4.08	5.40 -	UK cif			
300-450	4.33	5.74 -				
450-600	4.53	6.00 -				
600-800	5.93	7.85 -				
800-1000	8.18	10.84 -				
> 1000	9.43	12.49 -				
200-300 gr/pc	4.00	5.30 -	Spain fob	Spain		
300-400	4.74	6.28 -				
400-600	4.59	6.08 -				
	4.80	6.36 -				
Gilthead seabream/ Dorade royale/Dorada <i>Sparus aurata</i>	Fresh - whole	200-300 gr/pc	3.70	4.90 =	Greece fob	Greece
		300-450	4.00	5.30 -		
		450-600	4.10	5.43 -		
		600-800	5.10	6.76 -		
		800-1000	6.75	8.94 -		
		> 1000	6.50	8.61 -		
		200-300 gr/pc	3.90	5.17 =	Italy cif	
		300-450	4.25	5.63 -		
		450-600	4.45	5.89 -		
		600-800	5.45	7.22 -		
		800-1000	7.10	9.40 -		
		> 1000	7.00	9.27 -		
200-300 gr/pc	3.95	5.23 =	France cif			
300-450	4.25	5.63 -				
450-600	4.35	5.76 -				
600-800	5.35	7.09 -				

Fish Species Trade Name	Product Form	Grading	Price per kg		Reference & Area	Origin
			As stated	EUR USD		
SEABASS/SEABREAM/MEAGRE (cont.)						December 2010
Gilthead seabream/ Dorade royale/Dorada <i>Sparus aurata</i>	Fresh - whole	800-1000	7.00	9.27 -		Greece
		> 1000	6.75	8.94 -		
		200-300 gr/pc	3.94	5.22 =	Spain cif	
		300-450	4.24	5.62 -		
		450-600	4.34	5.75 -		
		600-800	5.34	7.07 -		
		800-1000	6.99	9.26 -		
		> 1000	6.74	8.93 -		
		200-300 gr/pc	3.97	5.26 =	Germany cif	
		300-450	4.27	5.66 -		
		450-600	4.37	5.79 -		
		600-800	5.37	7.11 -		
		800-1000	7.02	9.30 -		
		> 1000	6.77	8.97 -		
200-300 gr/pc	3.95	5.23 =	Portugal cif			
300-450	4.25	5.63 -				
450-600	4.35	5.76 -				
600-800	5.35	7.09 -				
800-1000	7.00	9.27 -				
> 1000	6.75	8.94 -				
200-300 gr/pc	4.13	5.47 =	UK cif			
300-450	4.33	5.74 -				
450-600	4.53	6.00 -				
600-800	5.53	7.33 -				
800-1000	7.18	9.51 -				
> 1000	6.93	9.18 -				
200-300 gr/pc	3.75	4.97 -	Spain fob			
300-400	4.37	5.79 -				
400-600	4.10	5.43 -				
600-800	4.52	5.99 -				
Meagre/Maigre Commun Corvina <i>Argyrosomus regius</i>	Whole	2-3 kg/pc	7.30	9.67 =	Italy cif	Greece

The **European Fish Price Report** is a monthly GLOBEFISH publication, prepared by Karine Boisset, Audun Lem and edited by Hilary Cochrane.

It can be ordered from the **FISH INFONetwork**:

FAO GLOBEFISH (Network coordinator) Viale delle Terme di Caracalla 00153 Rome - Italy Tel: (39) 06 57055188 Fax: (39) 06 57053020 E-mail: globefish@fao.org Web site: www.globefish.org	INFOPECSA (Latin America) Julio Herrera y Obes 1296 11200 Montevideo - Uruguay Tel: (598) 2 9028701 Fax: (598) 2 9030501 E-mail: infopesca@infopesca.org Web site: www.infopesca.org	EUROFISH (Central and Eastern Europe) H.C. Andersens Blvd 44-46 1553 Copenhagen - Denmark Tel: (45) 35 467180 Fax: (45) 35 467181 E-mail: info@eurofish.dk Web site: www.eurofish.dk	INFOFISH (Asia/Pacific) Level 2, Menara Olympia 8 Jalan Raja Chulan 50200 Kuala Lumpur - Malaysia Tel: (603) 2078 3466 Fax: (603) 2078 6804 E-mail: infish@po.jaring.my Web site: www.infofish.org
INFOPECHE (Africa) Tour C, 19 ^{ème} étage, Cité Administrative Abidjan 01 - Côte d'Ivoire Tel: (225) 20 213198 Fax: (225) 20 218054 E-mail: infopeche@aviso.ci	INFOYU (China) Rm. 816, Bldg. 22, Maizidian Street - Chaoyang District Beijing 100026 - China Tel: (86-10) 59194236 Fax: (86-10) 59194231 E-mail: infoyu@agri.gov.cn Web site: www.infoyu.net	INFOSAMAK (Arab Region) 71 blvd Rahal El Meskini Casablanca 20 000 - Morocco Tel: (212) 522540856 Fax: (212) 522540855 E-mail: infosamak@infosamak.org Web site: www.infosamak.org	INFOSA - sub-office INFOPECHE (Southern Africa) 89, John Meinert Street- West Windhoek -Namibia Tel: (264) 61279430 Fax: (264) 61279434 E-mail: infosa@infosa.org.na Web site: www.infosa.org.na

PRICE REFERENCE

exw	ex works
fca (replaces fot)	free carrier
fas	free alongside ship
fob	free on board
cfr (replaces c&f)	cost and freight
cif	cost, insurance and freight
cpt	carriage paid to
cip	carriage and insurance paid to
daf	delivered at frontier
des	delivered ex ship
deq	delivered ex quay (duty paid)
ddu	delivered duty unpaid
ddp	delivered duty paid

PRODUCT FORM

IQF	individually quick frozen
IWP	individually wrapped pack
PBI	pinbone in
PBO	pinbone off
C&P	cooked and peeled
H&G	headed and gutted
FAS	frozen at sea
PD	peeled and deveined
PUD	peeled, undeveined

SYMBOLS

+	Price increased in original currency since last report
-	Price decreased in original currency since last report
=	Updated but unchanged price
*	New insertion
	Not updated since last issue

CURRENCY RATES

		USD	EUR
Canada	CAD	1.00	1.33
Hungary	HUF	209.90	278.03
Norway	NOK	6.04	8.00
Switzerland	CHF	0.99	1.31
UK	GBP	0.64	0.85
USA	USD	-	1.32
EU	EUR	0.75	-
Japan	JPY	83.69	110.86
South Africa	ZAR	6.92	9.16

Source: Federal Reserve Bank of New York 03/12/10

GLOBEFISH Market Reports
are available from the GLOBEFISH web site: www.globefish.org

Shrimp
Tuna
Salmon
Groundfish
Cephalopods
Fish Oil and Fishmeal
Small Pelagics
Bivalves
Freshwater
Seabass and Seabream



GLOBEFISH

Food and Agriculture Organization of the United Nations
Fish Products and Industry Division
Viale delle Terme di Caracalla
00153 Rome, Italy
Tel: +3906 570 53288
Fax: +3906 570 53020
www.globefish.org