



EUROPEAN PRICE REPORT

a GLOBEFISH monthly update



LATEST TRENDS

Consumption of fish and fishery products is generally strong during Lent, especially in the Catholic part of the continent. This year, however, Lent begins relatively early, conflicting with severe winter conditions in the North Sea and the Northern Atlantic as these fisheries are generally the main suppliers of seafood during this period. Excess demand will thus be satisfied by imports, especially of freshwater species from aquaculture such as tilapia and pangasius. Higher prices for fish products are likely, particularly in the week before Easter.

GROUND FISH

The supply of cod in Poland is reported to be moderate with some downward price adjustments due to the stronger euro. Meanwhile, prices for wet-salted cod fillets from frozen raw material (*Gadus macrocephalus*) are still steady. However, analysts expect a reduction of prices over the next few months due to lower consumption. Supply of wet-salted cod fillets (*Gadus morhua*) from fresh raw material of Faroese or Icelandic origin is limited due to poor fishing resulting from the stormy weather conditions.

Index for prices

| | |
|--------------------------------|-----------|
| Groundfish | 8 |
| Flatfish | 10 |
| Tuna | 11 |
| Small Pelagics | 12 |
| Cephalopods | 12 |
| Crustaceans | 14 |
| Bivalves | 17 |
| Salmon | 17 |
| Trout | 18 |
| Freshwater fish | 18 |
| Non Traditional Species | 19 |
| Seabass-Seabream-Meagre | 19 |

The **European Fish Price Report**, based on information supplied by industry correspondents, aims to provide guidance on broad price trends. Price information is indicative and should be used only for forecasting medium- and long-term trends. FAO is not responsible for any errors or omissions.

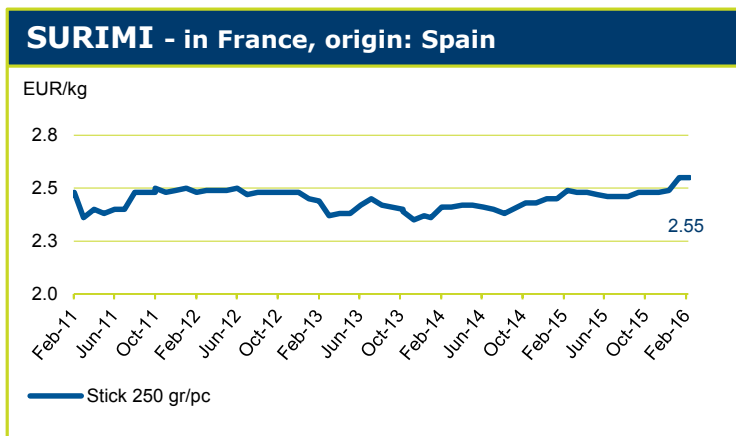


EUROPEAN PRICE REPORT

The Alaska pollock price on the Moscow market is trending downwards due to increasing availability. Further increases in supply are likely over the coming months.

Good turbot demand continued following the Christmas marketing campaigns while some farms reported poor growth. This combination of factors has seen turbot prices turn upwards, a trend that is expected to continue over the coming months for as long as demand remains strong.

Surimi prices have risen quite significantly in recent months, mainly due to the weaker euro over the period. This is likely to change over the coming months, however, as Alaska pollock supplies are expected to be plentiful.

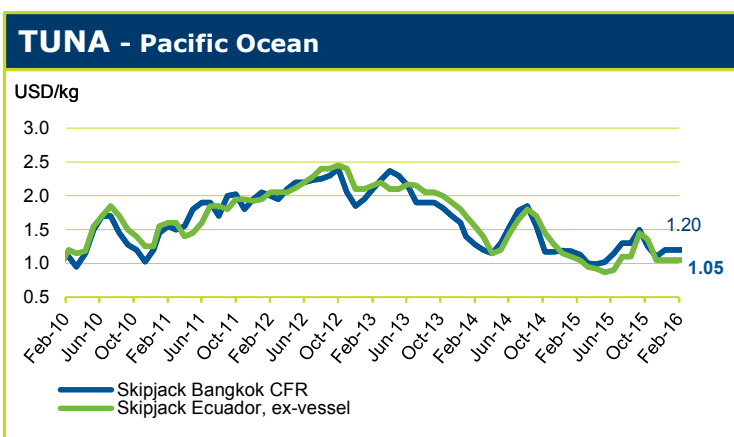
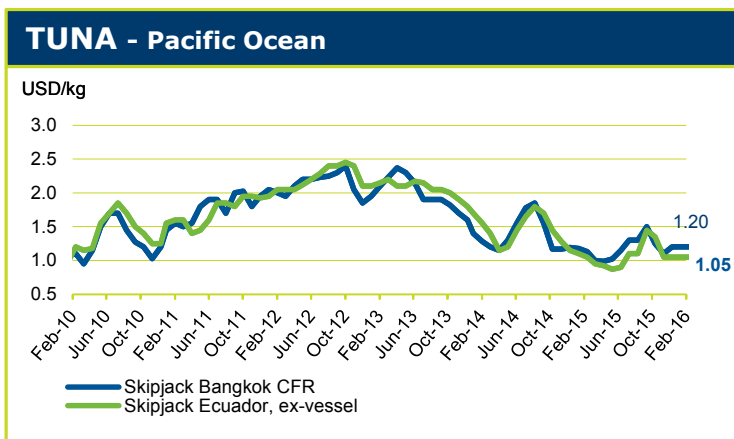


TUNA - BILLFISHES

Fishing in the Western and Central Pacific has improved to a moderate level, although many vessels remain tied up in port. The US fleet is barred from fishing in the Western and Central Pacific as negotiation of the Tuna Treaty is still ongoing.

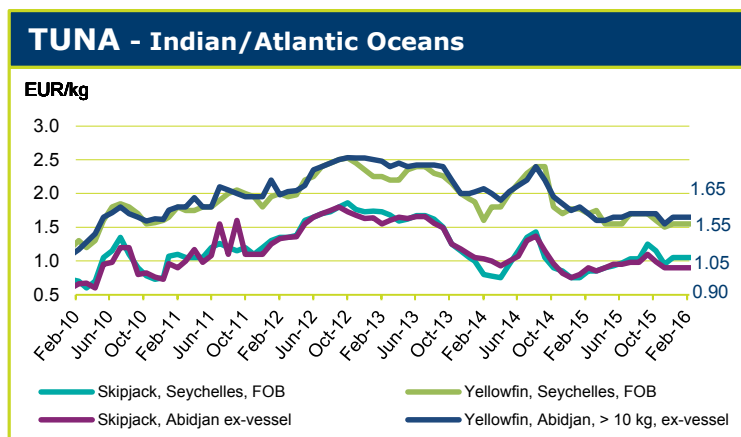
Thai canneries continue to report healthy raw material inventories following heavy unloading activities in January. However, supply is widely expected to fall in the coming month and prices have increased strongly as a result.

The second IATTC 'veda' closure in the Eastern Pacific ended on 18 January 2016, but some vessels are still tied up for maintenance. As a result, tuna landings are limited. At the same time, however, tuna processing activities, especially in Ecuador, continue to improve as





finished goods buyers take advantage of the low prices and look to purchase larger quantities. This has caused raw material inventories at local canneries to fall to a below-moderate level, and raw material prices to move up.

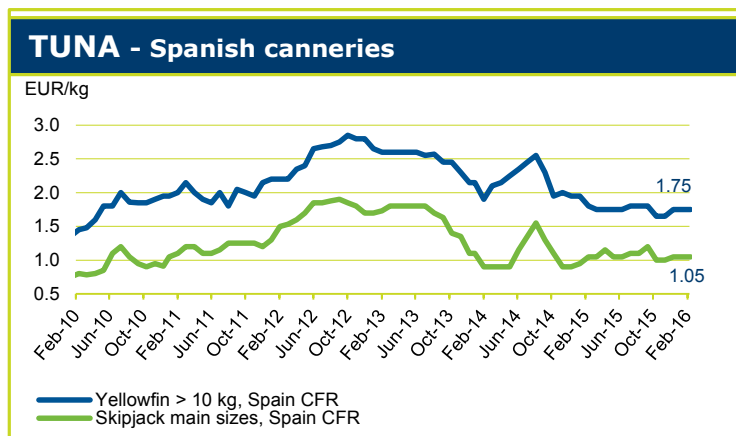


Fishing in the Indian Ocean is poor while raw material inventories at local canneries remain adequate. Prices are moving up somewhat.

The two-month FAD closure in the Atlantic Ocean will remain in effect until the end of this month. Fishing has been affected and has fallen to a low-to-moderate rate, pushing prices upwards. Local canneries, meanwhile,

are reporting moderate raw material inventories.

European prices for skipjack and yellowfin increased strongly in Spain due to reduced supplies from Indian and Atlantic Oceans. However, the price of cooked double cleaned yellowfin loins is falling as a consequence of the increased availability of zero duty quota loins.



SMALL PELAGICS

Demand for herring and sprat is strong and prices are increasing, mainly due to limited availability on the market, a result of the severe weather conditions hindering fishing efforts at present.

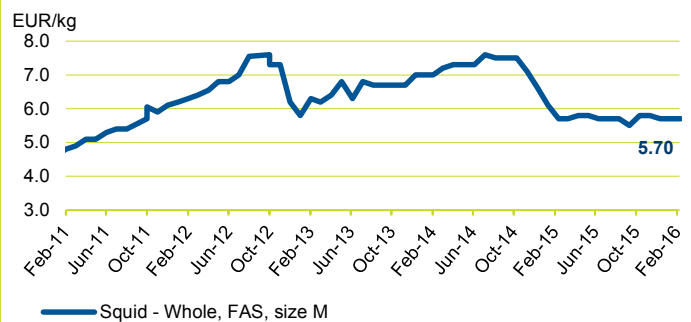
Prices for Pacific herring in Moscow are currently stable but there are signs of a potential increase due to insufficient suppliers, with a similar trend observed in Vladivostok.



CEPHALOPODS

Squid catches are slowing down in South Africa, with less than 1.5 tonnes caught per vessel, and some boats have already stopped fishing. Inventories are still quite full, however, and prices are trending downward.

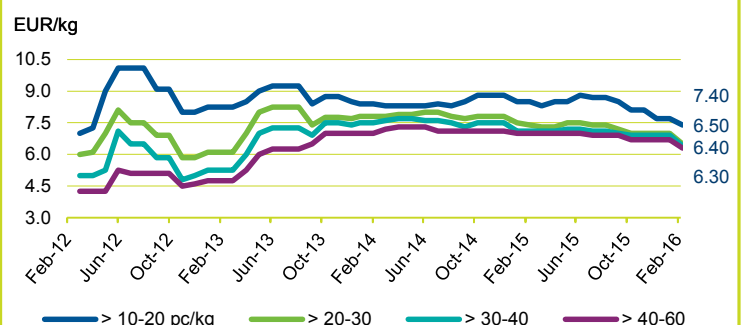
SQUID - in Italy, origin: South Africa



CRUSTACEANS

Shrimp prices continue their downward trend due to plentiful stocks and the expectation of further arrivals of frozen shrimp, especially from record-high Argentine catches. Both sales and demand are expected to be very good during Holy Week, but buyers are adopting a wait-and-see tactic in anticipation of further price discounts.

ARGENTINA RED SHRIMP - origin: Argentina



Good fishing is continuing in Argentina, especially from the fresh shrimp fleet, but, due to the high temperature of the water, these shrimps are suitable only for peeling or for shrimp tails preparation. After strong demand from China leading up to the Chinese New Year, imports have come to a halt, which has further depressed the market price of shrimp on the world market. Some suppliers of shrimp are diverting product towards the US market where demand is strong and buyers are willing to pay higher prices.

Lobster prices are firm as there is no local production due to severe weather conditions. Fishing conditions for **crab** in late December and January were particularly difficult with storm force winds in Northern Europe. Very little crab is entering the market at the moment



BIVALVES

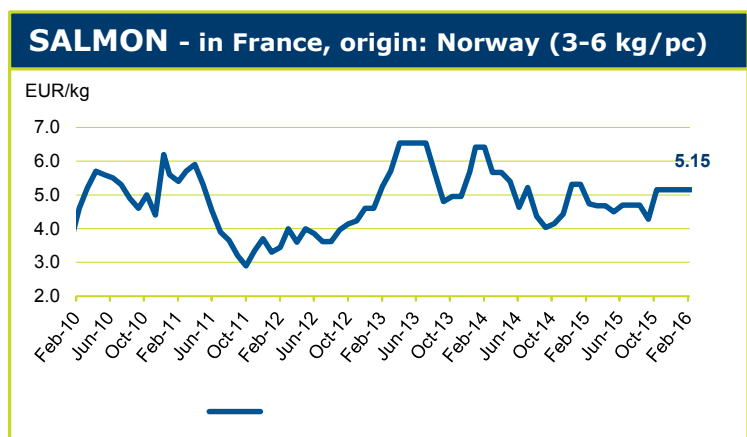
Oysters are showing better survival rates than in 2014, which in the long run could result in excess supply during summer sales. Better marketing efforts are needed to maintain the present price level.

Mussel production in Chile is not expected to be good this year, and in particular there is very little large-size 100/200 product available. Most production is of small sizes, around 300 – 500 pieces per kg. This small size has practically no market on the supermarket counter and can only be used in the canning sector. This unusual situation can be attributed to the El Niño effect, and the Chilean mussel season is expected to be shorter than normal as result.

SALMON

Late 2015 and early 2016 have been marked by severely volatile salmon prices, with 30-year highs breached by fresh Norwegian Atlantics in early January, quickly followed by a steep downward correction of 8-10 krone. Farmers rushed to harvest as seasonal demand saw large sizes breaking the NOK 70/kg mark, resulting in temporary oversupply and the subsequent fall. This extreme volatility is particularly problematic for those in the middle of the supply chain, particularly processors, whose margins are squeezed when they are unable to sell at sufficiently high prices to cover the high costs incurred previously on the spot market.

With prices spiking and export volumes only slightly down year-on-year, January was a record month in terms of revenues for Norwegian exporters. According to the Norwegian Seafood Council (NSC), Norwegian salmon exports for the month came to NOK 4.3 billion, an all-time high, with total volume 4% down at 73 463 tonnes. Demand in core markets remains strong, with the EU absorbing NOK 3.1 billion's worth of Norwegian salmon in January, 17% higher than the same month last year. The Scottish industry has been affected by biological challenges and less favourable exchange rates, however, and recent figures show a net loss of around GBP 100 million in 2015 for the sector.



Despite the recent swings, the underlying trend for salmon prices is clearly strongly upward, and the outlook for 2016 continues to brighten for producers. With



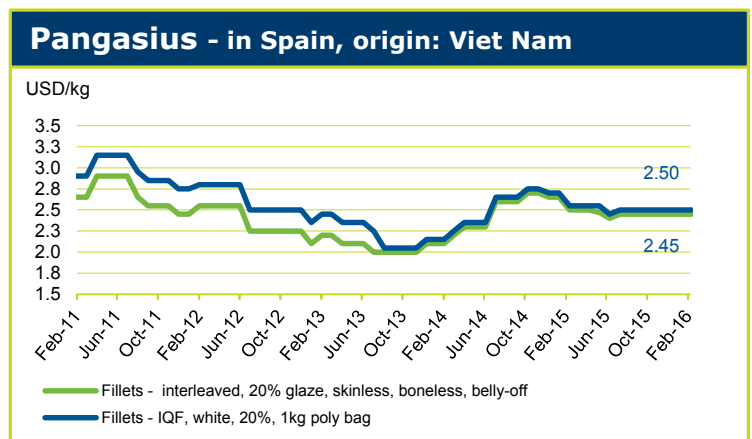
biomasses at Norwegian farms down year-on-year, Kontali Analyse expects a 2-3% drop in global Atlantic salmon production in, which is likely to support exceptionally high price levels. The FishPool forward market is reflecting this tightening supply situation, with the average price for 2016 now approaching NOK 50/kg.

TROUT

Export revenues for Norwegian trout were significantly higher in January compared with last year, up 124% to NOK 294 million according to the NSC, but 2015 represents a low baseline taking into account the impact of the Russian embargo. Since then, sales to Belarus and Poland have grown substantially, while exporters have also managed to significantly increase the presence of Norwegian trout on the potentially lucrative US market. In the shorter term, however, a higher quantity of fish in the pens compared with last year should exert downward pressure on prices in the early year period. In Italy, meanwhile, trout prices continue their upward trend due to limited availability of broodstock, while external factors such as low river water levels are impacting supply. Demand is good, and is expected to strengthen further in the coming months.

FRESHWATER FISH

Pangasius continues to be oversupplied in the market, and prices continue to slide. The two main competing species with pangasius, tilapia and Nile perch, are following the opposite trend, with limited supply and increasing prices. The tilapia sector in China is again experiencing a severe winter, leading to sharply reduced supply on the market. Similarly, Nile perch supply is dropping while demand in Europe is strong.

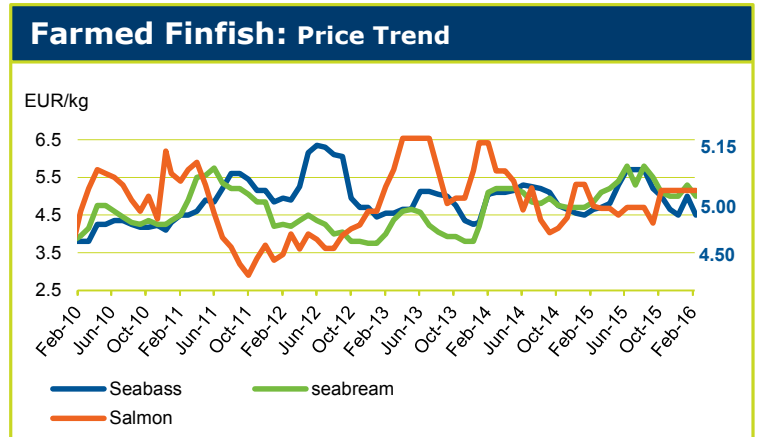


After strong sales during the Christmas period, the market for carp returned to normal during the early year. Prices have moved downward, although sales campaigns have resumed again in some markets.



SEABASS - SEABREAM - MEAGRE

After a year of tighter supply and profitable price levels, 2016 is expected to be a continuation of the welcome stability that characterised the European bass and bream market in 2015. The core factor underlying the improved price situation is a cutback in production by Turkey and in particular, Greece, a trend that is forecast to continue this year. Another important market development has been the relative steeper climb of bream prices compared with those of bass, due to more limited availability.



For the first 11 months of 2015, Greece exported approximately 7% less whole bass and bream in volume, at average prices more than 9% higher in euro terms. Turkey, meanwhile, increased export volumes of the two species combined by about 17% over the same period, reporting a 16% increase in average price in lira terms. Turkish exporters have been reporting record export revenues for 2015, and producers in general are optimistic for the future. There are potential alternative sources of supply influxes, however, with Spanish companies increasing their production currently and widespread reports of investment in the bass and bream aquaculture industry in various Mediterranean countries.



| Fish Species Trade Name | Product Form | Grading | Price per kg | | Reference & Area | Origin |
|--|---|------------------------------------|--------------|-----------|-----------------------------------|---------------------------------------|
| | | | As stated | EUR USD | | |
| GROUND FISH | | | | | | February 2016 |
| Cod/Cabillaud, Morue/ Bacalao <i>Gadus morhua</i> | Fresh gutted | | 1.21 | 1.35 - | Poland FOB | Baltic Sea |
| | IQF portion, single frozen | 100-150 g/pc | 7.70 | 8.58 = | Italy CIF | Iceland |
| | Fresh - fillet | 50-100 g/pc | 4.00 | 4.46 | CPT | Denmark |
| | | 100-200 | 6.69 | 7.54 + | | |
| | | 200-400 | 6.40 | 7.22 + | | |
| | Fresh - Whole | 1-2 kg/pc | 5.35 | 5.96 - | | |
| | | 2-4 | 5.84 | 6.51 - | | |
| | Fillet - wet salted - 1st quality produced from fresh raw material | 700-1000 g/pc | 8.90 | 9.92 - | Italy DDP | Iceland |
| | | Portion single frozen, 10% glaze | 100-150 g/pc | 7.70 | 8.58 + | CIF |
| | Stockfish | 700 g/pc | 22.50 | 25.07 | DDP | Norway |
| Fillet skinless | 300-600 g/pc | 7.30 | 8.14 | Spain CIF | | |
| | 400-600 | 9.30 | 10.36 | | | |
| | 600-800 | 9.75 | 10.87 | | | |
| | 900-1300 | 11.80 | 13.15 | | | |
| | 900-1300 | 12.35 | 13.76 | | Netherlands | |
| Fillet - wet salted - 1st quality produced from frozen raw material | 400-700 g/pc | 8.10 | 9.03 | Italy CIP | Denmark | |
| Hake/Merlu/Merluza <i>Merluccius capensis</i> | Minced block | | 1.58 | 1.76 | Namibia FOB for Spanish market | Namibia |
| | H&G, IWP | 100-200 g/pc 350-500 500-800 | no quotation | | Spain FOB | |
| | Fillet skin on | 2-4 oz/pc | 2.90 | 3.23 | DDP | |
| | | 4-6 | 3.45 | 3.84 | | |
| | | 6-8 | 3.55 | 3.96 | | |
| | | 8-12 | 3.95 | 4.40 | | |
| | IQF portion, trapeze | 90-110 g/pc | 6.30 | 7.02 | Italy CIF | |
| | IQF | 100-200 g/pc | 6.20 | 6.91 - | Europe DDP | South Africa |
| | H&G | < 150 g/pc | na | | Italy CIF | Argentina |
| | | 150-250 | 1.58 | 1.76 | | |
| 350-500 | | 1.84 | 2.05 | | | |
| Fillet - skinless skin-on | 80-120 g/pc | 3.10 | 3.45 | | | |
| | | 2.98 | 3.32 | | | |
| Fresh - whole | 100-200 g/pc | 3.13 | 3.49 + | CPT | Croazia | |
| | Fresh - gutted | 200-300 | 4.38 | | | 4.88 - |
| | 300-400 | 5.68 | 6.33 - | | | |
| <i>Merluccius productus</i> | Fillet, PBO | | 2.64 | 2.95 = | Spain EXW | USA |
| | Minced block | | 1.66 | 1.85 = | | |
| Alaska pollack/Lieu de l'Alaska/Colin de Alaska <i>Theragra chalcogramma</i> | Fillet, PBO | | 2.73 | 3.05 | Netherlands EXW | |
| | Minced block | | 1.84 | 2.05 | | |
| | Industrial block single frozen | | 2.70 | 3.01 | Europe CFR | |
| | Industrial block double frozen | | 2.50 | 2.79 | | China |
| | Fillet, IQF | 2-4 oz | | | | |
| | Fillet, baby food quality | | 3.88 | 4.32 | DDP | USA |
| | H&G | >25 | | 0.94 | 1.05 - | Russian Fed. wholesale Vladivostok |
| >30 | | | 1.06 | 1.18 | | |
| >25 | | | 1.13 | 1.26 - | wholesale Moscow | |



| Fish Species Trade Name | Product Form | Grading | Price per kg | | Reference & Area | Origin |
|---|--|-----------------------|---------------------|--------------------------|---------------------|----------------------|
| | | | As stated | EUR USD | | |
| GROUND FISH (cont.) | | | | | | February 2016 |
| Surimi (Alaska pollack) | Stick - Paprika | 250 g/pc | | 2.55 2.84 | France CFR | Spain |
| Hoki <i>Macrurus magellanicus</i> | H&G | 100-300 g/pc | | 1.63 1.82 | Spain FOB | |
| | | 300-500 | | 1.63 1.82 | | |
| | | 500-900 | | 1.63 1.82 | | |
| Saithe/Lieu noir/ Carbonero (Pollock, Coley) <i>Pollachius virens</i> | Fillet - interleaved | 200-400 g/pc | | no quotation | Europe CIF | Faroe Islands |
| | Fillet - skinless, PBI, interleaved | 16-32 oz/pc | | 5.20 5.79 - | Spain DDP | Iceland |
| Monkfish/Baudroie/ Rape <i>Lophius spp.</i> | Fresh - Tail | < 0.3 kg/pc | | 7.85 8.75 - | Italy CPT | UK |
| | | 0.3-0.5 | | 9.70 10.81 - | | |
| | | 0.5-1 | | 10.36 11.55 - | | |
| | | 1-2 | | 12.66 14.11 - | | |
| | | > 2 | | 16.08 17.92 - | | |
| | Fresh - whole | 0.6-1 kg/pc | | 5.30 5.91 * | FCA | France |
| | | 1-2 | | 5.80 6.46 | | |
| | Tails, skinless | 100-250 g/pc | | 5.75 6.41 | Spain DDP | Namibia |
| | Frozen at land | 250-500 | | 6.75 7.52 | | |
| | 100% net weight | 500-1000 | | 8.00 8.92 | | |
| | | > 1000 | | 8.75 9.75 | | |
| Haddock/Eglefin/Eglofino <i>Melanogrammus aeglefinus</i> | H&G | < 0.8 kg/pc | NOK | 18.00 1.87 2.08 - | Sweden FCA | Norway |
| | Fresh | 1-1.5 kg/pc | | 5.20 5.79 | Spain CIF | |
| | | > 1.5 | | 5.50 6.13 | | |
| | | > 2 | | 5.65 6.30 | | |
| Ling/Lingue franche/ Maruca <i>Molva molva</i> | Fillet - wet salted Produced from fresh raw material 1st quality | 1-1.5 kg/pc | | 5.00 5.57 | Italy DDP | Faeroe Islands |
| John Dory/ Sainte Pierre Pez de San Pedro <i>Zeus faber</i> | Frozen skin-on PBO, chemical free, 100% net weight, IQF, Bulk, frozen weight +count | 60-100 g/pc | | 8.42 9.40 * | Germany CFR | China |
| | | 100-150 | | 0.90 1.00 * | | |
| | | 150-200 | | 9.40 10.50 * | | |
| | | 200-300 | | 9.85 11.00 * | | |
| | | Fresh - gutted | 600-800 g/pc | | | |
| | | 800-1000 | | 9.75 10.87 - | | |
| | | 1000-2000 | | 10.08 11.23 + | | |
| Sand steenbras/ Marbré/ Herrera <i>Lithognathus mormyrus</i> | Fresh Mediterranean | 500/700 g/pc | | 7.22 8.05 - | FCA | Morocco |
| | | 700/1000 | | 7.60 8.47 - | | |
| | | Mixed | | 9.10 10.14 + | | |
| | | 400-600 | | 7.40 8.25 | | France |
| | | 700-1000 | | 9.60 10.70 | | |
| | | 200-300 g/pc | | 8.43 9.39 = | | Spain |
| | | 300-500 | | 7.40 8.25 | | |
| | | 200-300 | | 9.20 10.25 | | |
| | 300-500 | | 9.85 10.98 + | CPT | | |



| Fish Species Trade Name | Product Form | Grading | Price per kg | | Reference & Area | Origin |
|--|-------------------------------|--------------|--------------|-------------|---------------------------------------|----------------|
| | | | As stated | EUR USD | | |
| FLATFISH | | | | | | |
| February 2016 | | | | | | |
| Turbot/Rodaballo <i>Psetta maxima</i> | Fresh - whole cultured | 0.5-1 kg/pc | 7.80 | 8.69 + | Spain CIF | Spain |
| | | 1-2 | 8.50 | 9.47 + | | |
| | | 2-3 | 8.15 | 9.08 - | | |
| | | 3-4 | 12.15 | 13.54 - | | |
| | Fresh - whole wild | < 0.5 kg/pc | 6.20 | 6.91 + | | Netherlands |
| | | 0.4-0.6 | 3.95 | 4.40 | | |
| | | 0.5-0.8 | 11.10 | 12.37 + | | |
| | | 0.5-1 | 8.35 | 9.31 | | |
| | | 0.8-1 | 13.45 | 14.99 = | | |
| | | 1-2 | 14.95 | 16.66 + | | |
| | | 2-3 | 19.45 | 21.67 - | | |
| | | 3-4 | 21.95 | 24.46 - | | |
| Fresh - whole | 0.4-0.6 kg/pc | 0.8-1 | 6.50 | 7.24 + | Italy CPT | Spain/Portugal |
| | | 1-1.5 | 7.02 | 7.82 + | | |
| | | 1.5-2 | 6.80 | 7.58 + | | |
| | | 2-2.5 | 7.53 | 8.39 + | | |
| | 0.5-1 | 2-2.5 | 8.27 | 9.22 - | Spain/Portugal | |
| | | 3-4 | 13.15 | 14.65 - | | |
| | | 0.5-1 | 6.94 | 7.73 | | |
| | | 0.7-1 | 7.03 | 7.83 | | |
| | | 1-2 | 1.05 | 1.17 | | |
| | | 2-3 | 16.20 | 18.05 | | |
| 1-2 kg/pc | > 4 | 14.00 | 15.60 | Netherlands | | |
| | 2-3 | 10.28 | 11.46 - | | | |
| Sole/Sole/ Lenguado <i>Solea vulgaris</i> | Fresh - whole wild | < 170 g/pc | 8.65 | 9.64 - | Spain CIF | |
| | | 170-220 | 16.45 | 18.33 - | | |
| | | 200-300 | 14.35 | 15.99 | | |
| | | 200-250 | 17.45 | 19.45 + | | |
| | | 300-400 | 19.45 | 21.67 + | | |
| | | 400-500 | 19.95 | 22.23 + | | |
| | | 500-600 | 24.45 | 27.25 + | | |
| | Fresh - whole wild | 200-300 g/pc | 20.30 | 22.62 - | Italy CPT | France |
| | | 300-400 | 20.80 | 23.18 + | | |
| | | No. 3 | 13.90 | 15.49 | | |
| | Fresh - whole | No. 4 | 12.00 | 13.37 | Netherlands | |
| | | No. 5 | 8.90 | 9.92 | | |
| | | No. 2 | 16.44 | 18.32 - | | |
| | Fresh - gutted | No. 3 | 14.93 | 16.64 - | CIF | |
| | | No. 4 | 12.93 | 14.41 + | | |
| | | No. 2 | 15.52 | 17.30 - | | |
| | | No. 3 | 14.47 | 16.13 + | | |
| | Fresh - whole | No. 4 | 12.96 | 14.44 + | Spain CIF | |
| No. 5 | | 12.11 | 13.50 + | | | |
| No. 2 | | 14.91 | 16.62 | | | |
| No. 3 | | 14.15 | 15.77 | | | |
| European plaice/ Plie d'Europe/ Solla europea <i>Pleuronectes platessa</i> | Fresh - whole | 300-400 g/pc | 3.70 | 4.12 = | Netherlands FOB for Italian market | |
| | | 400-600 | 3.95 | 4.40 = | | |
| | | > 600 | 5.15 | 5.74 - | | |
| | IQF, white skin-on, 25% glaze | No. 2 | 4.20 | 4.68 - | | |
| IQF skin-off, 25% glaze | | 4.50 | 5.01 - | | | |



| Fish Species Trade Name | Product Form | Grading | Price per kg | | Reference & Area | Origin | | |
|--|---|---------------------------------------|---------------|---------|--------------------------|-----------------------------------|-------|-----|
| | | | As stated | EUR USD | | | | |
| FLATFISH (cont.) | | | | | | February 2016 | | |
| European Flounder/ Flet d'Europe/ Platija europea <i>Platichthys flesus</i> | Fresh - fillets skin-on skinless | Large | 3.75 | 4.18 | Italy CPT | | | |
| | | Large | 5.75 | 6.41 | | | | |
| | whole | | 1.62 | 1.81 | FCA | | | |
| | | | 1.68 | 1.87 | | | | |
| Greenland Halibut/ Reinhardtius <i>hippoglossoides</i> | Fillet - skinoff, boneless, blockfrozen | | No quotations | | Denmark FOB | Greenland | | |
| TUNAS/BILLFISHES | | | | | | February 2016 | | |
| Tuna/Thon/Atún <i>Thunnus spp.</i> | Skipjack - whole | main size | 1.07 | 1.20 + | Bangkok CFR | Western/Central Pacific Ocean | | |
| | Skipjack - whole | | 0.94 | 1.05 + | Ecuador ex-vessel | Eastern Tropical Pacific Ocean | | |
| | Yellowfin - whole | | 1.48 | 1.65 + | | | | |
| | Skipjack - whole | main size | 1.05 | 1.17 + | Seychelles FOB | Indian Ocean | | |
| | Yellowfin - whole | | 1.55 | 1.73 + | | | | |
| | Skipjack - whole | | 0.90 | 1.00 + | Abidjan | Atlantic Ocean | | |
| | Yellowfin - whole | > 10 kg | 1.65 | 1.84 + | ex-vessel | | | |
| | Skipjack - whole | 1.8-3.4 kg/pc | 1.05 | 1.17 = | Spanish Canneries CFR | Various origins | | |
| | Yellowfin - whole | > 10 kg | 1.75 | 1.95 + | | | | |
| | Skipjack - cooked & cleaned loins - vacuum packed | double cleaned | 4.48 | 5.00 + | Italy DDP | Solomon Islands | | |
| | Yellowfin - cooked & cleaned loins - vacuum packed | double cleaned | 4.84 | 5.40 = | | Kenya/Mauri- tius/Solomon Is. | | |
| | Yellowfin - whole | 3-10 kg | 1.33 | 1.46 + | Spain DAT | Atlantic Ocean | | |
| | Bigeye - whole | > 10 kg | 1.55 | 1.71 + | | | | |
| | Yellowfin - whole | > 10 kg | 1.78 | 1.96 - | | | | |
| | Skipjack - whole | > 3.5 kg | 1.18 | 1.30 + | DDP CFR | Eastern Pacific Ocean | | |
| | Yellowfin - frozen loins | | 4.30 | 4.74 + | | | | |
| | Skipjack - frozen loins | | 3.50 | 3.86 + | | | | |
| | Bigeye - frozen loins | | 3.80 | 4.19 | CFR | Indian Ocean | | |
| | Albacore - frozen loins | | na | | Tunisia CFR | Ghana | | |
| | Skipjack | > 1.8 kg/pc | 1.31 | 1.46 | Europe CFR | Ecuador | | |
| | Skipjack - pre-cooked loins | | 2.96 | 3.30 + | | | | |
| | Yellowfin - pre-cooked loins | double cleaned | 4.03 | 4.50 = | | | | |
| | | single cleaned | 2.69 | 3.00 = | | | | |
| | Skipjack - whole | | 1.16 | 1.30 | Ecuador FOB | | | |
| | Skipjack - whole | 1.9-3.4 kg/pc | 0.90 | 1.00 | | | | |
| | | 3.5-5 | 0.99 | 1.10 | | | | |
| | Yellowfin - pre-cooked loins | double cleaned | 4.57 | 5.10 | | | | |
| | | single cleaned | 4.48 | 5.00 | | | | |
| | Skipjack - pre-cooked loins | | 3.85 | 4.30 | | | | |
| | Swordfish/Espadon/ Pez espada <i>Xiphias gladius</i> | Frozen at sea, DWT 100% net weight | 30-50 kg/pc | 6.20 | 6.91 | Spain FOT | Spain | |
| 50-70 | | | 6.10 | 8.47 | | | | |
| Fresh - gutted Whole Mediterranean | | < 12 kg/pc | 9.20 | 12.78 + | Italy CPT | | | |
| | | 13-18 | 11.17 | 15.51 + | | | | |
| | | 19-25 | 11.17 | 15.51 + | | | | |
| | | 26-35 | 11.17 | 15.51 + | | | | |
| | | Whole Atlantic | 19-25 | 7.91 | | 10.99 | | FCA |
| | | | 26-35 | 9.00 | | 12.50 + | | |
| | 36-50 | 9.00 | 12.50 + | | | | | |
| | > 50 | 8.56 | 11.89 + | | | | | |



| Fish Species Trade Name | Product Form | Grading | Price per kg | | Reference & Area | Origin |
|--|----------------------------------|-------------------------|---------------|---------|---|----------------------------|
| | | | As stated | EUR USD | | |
| SMALL PELAGICS | | | | | | February 2016 |
| Mackerel/Maquereau/ Caballa <i>Scomber scombrus</i> | Fresh - whole | 4-6 pc/kg | 2.78 | 3.10 + | Italy CPT | France |
| | Fresh - Fillets butterfly cut | | 3.95 | 4.40 | | |
| | Whole | 200-400 g/pc 300-500 | No quotations | | Netherlands/Poland FOB for Eastern Europe | UK |
| | H&G | > 200 g/pc | na | | | Greenl./Faroe. I |
| | Whole | 3-4 pc/kg | 1.05 | 1.17 | Spain FOB | Spain |
| Horse Mackerel/ Chincard/ Jurel <i>Trachurus spp</i> | Whole | > 24 cm/pc | 1.23 | 1.37 | Morocco FOB for European market | Morocco |
| Herring/Hareng/Arenque <i>Clupeidae</i> | Fresh - fillet | | 2.62 | 2.92 | Italy CPT | Denmark |
| | Fresh - whole | 250-300 g/pc | 0.93 | 1.04 + | Russian Fed. wholesale Moscow | Russian Fed. |
| | | > 350 | 1.52 | 1.69 | | |
| | | > 25 | 0.63 | 0.70 + | Russian Fed. wholesale Vladivostok | |
| | | > 300 | 0.83 | 0.92 + | | |
| > 250 | 0.91 | 1.01 | | | | |
| Sprat/Sprat/Espadín <i>Sprattus sprattus</i> | Fresh - whole | 70-100 g/pc | 0.32 | 0.36 + | Poland FOB | Baltic |
| | | | 0.20 | 0.22 + | | |
| Sardine/Sardine/ Sardina <i>Sardina pilchardus</i> | Fresh - whole | | 0.83 | 0.92 - | Italy CPT | Croatia |
| | | | 0.80 | 0.89 | | Italy |
| | Fresh - fillet | | 4.77 | 5.32 + | | France |
| | | | 4.88 | 5.44 | | UK |
| CEPHALOPODS | | | | | | February 2016 |
| Squid/Encornet/Calamar <i>Loligo spp.</i> | Whole | S (< 18 cm) | 5.40 | 6.02 + | Italy CIF | South Africa |
| | | M (18-25) | 5.70 | 6.35 + | | |
| | | L (25-30) | 5.90 | 6.57 + | | |
| | | XL (>30) | 5.65 | 6.30 - | | |
| <i>Loligo gayi</i> | Whole | 18-22 cm | 4.95 | 5.52 | Spain FCA | Falkland/ Malvinas Isl. |
| | | 15-18 | 4.95 | 5.52 | | |
| | | 12-16 | 4.95 | 5.52 | | |
| <i>Loligo vulgaris</i> | Fresh - whole | 100-300 g/pc | 10.35 | 11.53 | Italy FCA | Morocco |
| | | 300-400 | 13.40 | 14.93 | | |
| | | 400-600 | 9.47 | 10.55 | | |
| | | 600-1000 | 13.50 | 15.04 | | |
| <i>Loligo duvacelli</i> | Whole | 2 small | 5.20 | 5.79 | Mauritania FOB for European market | Mauritania |
| | | 3 small | 4.50 | 5.01 | | |
| | | 4 small | 4.00 | 4.46 | | |
| | | small | 5.70 | 6.35 | | |
| | | medium | 6.00 | 6.69 | | |
| | | large | 6.10 | 6.80 | | |
| <i>Loligo chinensis</i> | Whole cleaned, | < 5 | 3.76 | 4.20 | Germany CFR | India |
| | | < 10 | 3.67 | 4.10 | | |
| | | 11-20 | 2.91 | 3.25 | | |
| | | 21-40 | 2.51 | 2.80 | | |
| | | < 3 | 4.16 | 4.65 | | |
| 3-6 | 3.40 | 3.80 | | | | |
| 6-10 | 2.96 | 3.30 | | | | |
| 10-15 | 2.60 | 2.90 | | | | |
| | 15-20 | 2.24 | 2.50 | | | |



| Fish Species Trade Name | Product Form | Grading | Price per kg | | Reference & Area | Origin | |
|--|--------------------------------------|--------------------------|----------------|---------------|------------------------------------|----------------------|---------|
| | | | As stated | EUR USD | | | |
| CEPHALOPODS (cont.) | | | | | | February 2016 | |
| <i>Dosidicus gigas</i> | Raw fillet | 2-4 kg/pc | 0.89 | 0.99 | Europe CFR | Chile | |
| | | | 0.99 | 1.10 | | Peru | |
| | Raw tentacle | 1-2, 2-3 kg/pc | 0.89 | 0.99 | | Chile | |
| | | < 1, 1-2 | 0.85 | 0.95 | | Peru | |
| | | > 2 | 1.12 | 1.25 | | | |
| | Raw wings whole without cartilage | | 0.54 | 0.60 | | Chile | |
| | | | 0.76 | 0.85 | | Peru | |
| | Necks open with cartilage | | 0.58 | 0.65 | | Chile | |
| | | | 1.25 | 1.40 | | Peru | |
| | Darum membraneless | | 2.24 | 2.50 | | | |
| | Boiled wings - skin-on | | 1.25 | 1.40 | | | |
| Squid rings - thawed | | 2.62 | 2.92 - | Italy CPT | | | |
| Squid stripes - thawed | | 1.77 | 1.97 - | | | | |
| Tentacles | | 1.92 | 2.14 - | | | | |
| Octopus/Poulpe/Pulpo <i>Octopus vulgaris</i> | Whole - FAS | T1 | 8.95 | 9.97 | Morocco FOB, for Spanish market | Morocco | |
| | | T2 | 7.95 | 8.86 | | | |
| | | T3 | 6.75 | 7.52 | | | |
| | | T4 | 6.15 | 6.85 | | | |
| | | T5 | 5.45 | 6.07 | | | |
| Sushi slice 100% net weight | 7 g/pc | 12.54 | 14.00 = | Europe CFR | Indonesia | | |
| | 9 g | 12.54 | 14.00 = | | | | |
| | boiled cut 100% net weight | | 7.66 | | | 8.55 = | |
| Flower type 90% net weight | 1-2 kg/pc | 4.21 | 4.70 = | | | | |
| | >2 | 4.70 | 5.25 = | | | | |
| <i>Eledone moschata</i> | Fresh | | 3.42 | 3.77 + | Italy CPT | Croazia | |
| | | | 2.83 | 3.12 | | FCA | Francia |
| | | | 2.83 | 3.12 - | | | Spagna |
| | | extra small medium | 9.05 | 9.98 + | CPT | Croazia | |
| | | | 6.05 | 6.67 + | | | |
| | | | 3.77 | 4.16 + | | | |
| | | 80-120 g/pc | 4.20 | 4.63 = | | Tunisia | |
| 50-80 | | 4.40 | 4.85 = | | | | |
| < 50 | | 4.50 | 4.96 = | | | | |
| Cuttlefish/Seiche/ Sepia <i>Sepia spp.</i> | Whole, cleaned, IQF 20% glaze | < 10 pc/kg | 3.76 | 4.20 - | Germany CFR | India | |
| | | 11-20 | 3.76 | 4.20 - | | | |
| | Fresh - whole | 300-500 g/pc | 4.20 | 4.68 | Italy FCA | France/UK | |
| | | 500-1000 | 3.73 | 4.16 - | | | |
| | IQF, 10% glaze | 100-200 g/pc | 5.00 | 5.57 | CPT | Morocco | |
| | | 200-300 | 5.00 | 5.57 | | | |
| 300-400 | | 5.00 | 5.57 | | | | |
| 400-600 | | 5.00 | 5.57 | | | | |
| | 600-800 | 5.00 | 5.57 | FOB | | | |



| Fish Species Trade Name | Product Form | Grading | Price per kg | | Reference & Area | Origin |
|---|---|-------------|----------------|--|----------------------------|-----------|
| | | | As stated | EUR USD | | |
| CRUSTACEANS | | | | | | |
| February 2016 | | | | | | |
| Whiteleg shrimp/ Crevette pattes blanches/Camarón patiblanco <i>Penaeus vannamei</i> | PD, chemical treatment 100% net weight treated with non-phosphate | 31-40 pc/lb | 9.13 | 10.20 = | Europe CFR | Indonesia |
| | | 41-50 | 8.51 | 9.50 = | | |
| | | 51-60 | 8.33 | 9.30 = | | |
| | | 61-70 | 7.70 | 8.60 = | | |
| | | 71-90 | 7.52 | 8.40 = | | |
| | | 91-120 | 7.16 | 8.00 = | | |
| | Blanched, PD IQF, 20% glaze | 10-20 pc/g | 6.72 | 7.50 | India | |
| | | 16-20 | 8.06 | 9.00 + | | |
| | | 20-40 | 6.36 | 7.10 | | |
| | | 31-40 | 6.81 | 7.60 + | | |
| | | 41-50 | 6.27 | 7.00 - | | |
| | | 40-60 | 6.00 | 6.70 | | |
| | | 60-80 | 5.19 | 5.80 | | |
| | C&P, deveiled, tail-off IQF, 20% glaze | 41-60 pc/lb | 6.36 | 7.10 | Viet Nam | |
| | | 61-80 | 6.09 | 6.80 | | |
| | Head-on, shell-on | 20-30 pc/kg | 8.96 | 10.00 + | Central America | |
| | | 30-40 | 7.16 | 8.00 + | | |
| | | 40-50 | 6.27 | 7.00 - | | |
| | | 50-60 | 5.69 | 6.35 - | | |
| | | 60-70 | 5.28 | 5.90 - | | |
| | | 70-80 | 4.75 | 5.30 - | | |
| 80-100 | | 4.61 | 5.15 - | | | |
| 100-120 | | 4.30 | 4.80 = | | | |
| Tails | 120-140 | 3.76 | 4.20 = | | | |
| | 21-25 pc/lb | 10.66 | 11.90 + | | | |
| | 26-30 | 8.79 | 9.81 + | | | |
| | 31-35 | 7.60 | 8.49 = | | | |
| | 36-40 | 7.21 | 8.05 = | | | |
| | 41-50 | 6.91 | 7.72 = | | | |
| | 51-60 | 6.52 | 7.28 + | | | |
| | 61-70 | 6.12 | 6.83 + | | | |
| Head-on, Shell-on | 71-90 | 5.63 | 6.28 = | | | |
| | 91-110 | 4.54 | 5.07 = | | | |
| | 30-40 pc/kg | 6.63 | 7.40 | South/Central America FOB for European main ports | | |
| | 40-50 | 6.18 | 6.90 | | | |
| | 50-60 | 5.37 | 6.00 | | | |
| | 60-70 | 5.02 | 5.60 | | | |
| 70-80 | 4.48 | 5.00 | | | | |
| 80-100 | 4.21 | 4.70 | | | | |
| > 100 | 3.85 | 4.30 | | | | |



| Fish Species Trade Name | Product Form | Grading | Price per kg | | Reference & Area | Origin |
|--|---|---------------|--------------|--------------|-------------------------|------------|
| | | | As stated | EUR USD | | |
| CRUSTACEANS (cont.) | | | | | | |
| February 2016 | | | | | | |
| Green tiger prawn/ Crevette tigrée verte/ Langostino tigre verde <i>Penaeus semisulcatus</i> | Headless, shell-on, block 100% net weight, net count | 41-50 pc/kg | 6.81 | 7.60 | Europe CFR | Belgium |
| | | 51-60 | 6.18 | 6.90 | | |
| | | 61-50 | 5.82 | 6.50 | | |
| | | 71-90 | 5.46 | 6.10 | | |
| | | 91-120 | 5.10 | 5.70 | | |
| | | 100-200 | 4.66 | 5.20 | | |
| | | 200-300 | 4.39 | 4.90 | | |
| | Headless, shell-on, block 100% net weight, net count PUD, RAW | 71-90 pc/kg | 6.36 | 7.10 | | |
| | | 91-120 | 6.09 | 6.80 | | |
| | | 100-200 | 5.82 | 6.50 | | |
| | | 200-300 | 5.37 | 6.00 | | |
| | | 300-500 | 4.75 | 5.30 | | |
| | PUD, RAW, IQF, 78% weight & 22% glaze 100% net weight, frozen count | 61-70 | 4.93 | 5.50 | | |
| | | 71-90 | 4.57 | 5.10 | | |
| | | 91-120 | 4.43 | 4.95 | | |
| | | 100-200 | 4.12 | 4.60 | | |
| 200-300 | | 3.76 | 4.20 | | | |
| PUD, Cooked, IQF, 78% weight & 22% glaze 100% net weight, frozen count | 61-70 | 5.55 | 6.20 | | | |
| | 71-90 | 5.37 | 6.00 | | | |
| | 91-120 | 5.19 | 5.80 | | | |
| | 100-200 | 5.02 | 5.60 | | | |
| | 200-300 | 4.43 | 4.95 | | | |
| Metapenaeus shrimps/ Crevettes Metapenaeus Camarones Metapenaeus <i>Metapenaeus spp</i> | Untreated, net weight, net count | 100-200 pc/kg | 6.00 | 6.70 | | India |
| | | 200-300 | 5.15 | 5.75 | | |
| | | 300-500 | 4.43 | 4.95 | | |
| Argentine red shrimp/ Salicoque rouge/ d'Argentine/Camarón langostín argentino <i>Pleoticus muelleri</i> | Head-on, shell-on | 10-20 pc/kg | 7.40 | 8.25 - | Spain EXW | Argentina |
| | | 20-30 | 6.50 | 7.24 - | | |
| | | 30-40 | 6.40 | 7.13 - | | |
| | | 40-60 | 6.30 | 7.02 - | | |
| Black tiger/Crevette tigrée/Camarón tigre <i>Penaeus monodon</i> | Headless 20% glaze, IQF | 8-12 pc/lb | 12.09 | 13.50 | Europe/ Russian Fed. | Bangladesh |
| | | 13-15 | 11.64 | 13.00 | | |
| | | 16-20 | 8.78 | 9.80 | | |
| | | 21-25 | 5.82 | 6.50 | | |
| | | 26-30 | 5.64 | 6.30 | | |
| | Headless, shell-on, block frozen | 13-15 pc/kg | 11.64 | 13.00 | Europe CFR | Belgium |
| | | 16-20 | 11.64 | 9.50 | | |
| | | 21-25 | 8.51 | 8.20 | | |
| | | 26-30 | 7.34 | 7.50 | | |
| | | 31-40 | 6.72 | 7.10 | | |
| Deep-water rose shrimp/ Crevette rose du large/ Gamba de altura/ Parapenaeus longirostris | Fresh - Peeled tail | Mixed | 10.00 | 11.37 = | Italy CPT | Italy |



| Fish Species Trade Name | Product Form | Grading | Price per kg | | | Reference & Area | Origin | | |
|--|---------------------------|-----------------------------|----------------|---------|--|--------------------------------|----------------------|--------------------------------------|---------|
| | | | As stated | EUR | USD | | | | |
| CRUSTACEANS (cont.) | | | | | | | February 2016 | | |
| Common shrimp/ Crevette grise/Quisquilla <i>Crangon crangon</i> | Fresh, shell-on | | | 31.75 | 35.38 | Spain CIF | Netherlands | | |
| | Head-on, shell-on | | | 11.70 | 13.04 | | | | |
| Norway lobster/ Langoustine/Cigala <i>Nephrops norvegicus</i> | Fresh - Whole 4X1.5 kg | 3-5 pc/kg | | na | | DDP | | | |
| | | 4-7 | | 25.35 | 26.97 | | | | |
| | | 6-9 | | 20.85 | 22.18 | | | | |
| | | 8-12 | | 19.35 | 20.59 | | | | |
| | | 11-15 | | 19.75 | 21.01 | | | | |
| | | 16-20 | | 15.80 | 17.61 | | | | |
| | | 20-30 | | 13.55 | 15.10 | | | | |
| | | 31-40 | | 11.20 | 12.48 | | | | |
| | | 41-50 | | 7.35 | 8.19 | | | | |
| | Tails | 40-60 | | 13.35 | 14.88 | | | | |
| | Whole | 00 | | 13.78 | 15.36 | Spain CIF | Scotland | | |
| | | 0 | | 12.38 | 13.80 | | | | |
| | | 1 | | 10.98 | 12.24 | | | | |
| 2 | | | 9.68 | 10.79 | | | | | |
| 3 | | | 8.48 | 9.45 | | | | | |
| Fresh - whole | 4 | | 7.28 | 8.11 | | | | | |
| | 5 | | 5.15 | 5.74 | | | | | |
| | 5-9 pc/kg | | 21.00 | 23.40 | | | | | |
| | 11-15 | | 18.90 | 21.06 | | | | | |
| | 16-20 | | 15.45 | 17.22 | | | | | |
| Fresh - whole, head | 20-30 | | 13.00 | 14.49 | | Netherlands | | | |
| | 31-40 | | 10.70 | 11.92 | | | | | |
| | 41-50 | | 8.55 | 9.53 | | | | | |
| | 8-10 pc/kg | | 16.45 | 18.33 | | | | | |
| | 11-15 | | 17.00 | 18.94 - | | | | | |
| Fresh - whole, head | 16-20 | | 12.67 | 14.12 - | Italy CPT | Denmark/ UK | | | |
| | 21-30 | | 12.91 | 14.39 + | | | | | |
| | 41-50 | | 5.20 | 5.79 - | | | | | |
| | Live - bulk | 400-600 g/pc | | 20.00 | | | 22.29 | France delivered to French vivier | Ireland |
| | | 600-800 | | 20.00 | | | 22.29 | | |
| European lobster/ Homard européen/ Bogavante <i>Homarus gammarus</i> | Fresh - whole | Large | | 29.50 | 32.87 - | Italy CPT | UK | | |
| | | small | | 33.73 | 37.59 | | | | |
| American lobster/ Homard américain/ Bogavante americano <i>Homarus americanus</i> | Live hard shell | | | 13.90 | 15.49 | Canada FOB for European mkt | Canada | | |
| | Live hard shell | | | 13.12 | 14.62 | | USA | | |
| | Live soft shell | | | 12.82 | 14.29 | | | | |
| | Popsicle | < 450 g/pc (canner size) | CAN | 25.00 | 18.75 | 16.85 | | Canada | |
| | | > 450 (market size) | CAN | 26.00 | 18.75 | 16.85 | | | |
| Whole cooked netted lobster | canners market | CAN | 16.70 | 12.05 | 10.82 | | | | |
| | | CAN | 17.95 | 12.95 | 11.63 | | | | |
| Edible crab/Tourteau/ Buey de mar <i>Cancer pagurus</i> | Live | T2 13-16 cm | | 3.74 | 4.17 + | France Auction | France | | |
| Spinous spider crab/ Araignée européenne/ Centolla europea/ <i>Maja squinado</i> | Fresh - female | male | | 5.30 | 5.91 + | Italy CPT | UK | | |
| | | male | | 4.50 | 5.01 + | | | | |
| | Fresh - female | male | | 4.70 | 5.24 + | | France | | |
| | | Fresh-female male | small small | | 3.50 3.90 + 3.60 4.01 2.90 3.23 | | | | |



| Fish Species Trade Name | Product Form | Grading | Price per kg | | | Reference & Area | Origin |
|--|---|--------------------------------|---------------|---------------|--------------|---|----------------------|
| | | | As stated | EUR | USD | | |
| BIVALVES | | | | | | | February 2016 |
| Oyster/Huître/Ostra <i>Crassostrea gigas</i> | Live | No. 3 | | 4.00 | 4.46 = | France prod. Price/ average export price | Ireland/France |
| | | 60-100 g/pc | | 16.56 | 18.45 = | | Spain CIF |
| | | 95-110 g/pc | | 19.19 | 21.39 | Netherlands | |
| | | | >130 | | 13.85 | | |
| <i>Ostrea edulis</i> | | | | | | | |
| Mussel/Moule/Mejillón <i>Mytilus edulis</i> <i>Mytilus galloprovincialis</i> | Live - Bottom mussel | | | 2.10 | 2.34 = | France wholesale | France |
| | | | | 1.80 | 2.01 = | | Netherlands |
| | Live - Rope | 60-80 pc/kg | | 2.00 | 2.23 = | Spanish market EXW | Spain |
| | | Fresh | 20-25 pc/kg | no quotation | | | Italy CFA |
| | 25-30 | | | 1.40 | 1.56 | | |
| | 30-40 | | | 1.15 | 1.28 | | |
| | 40-70 | | | 1.15 | 1.28 | | |
| | Fresh - whole | shell on | | 1.77 | 1.97 | Italy FCA CPT | Spain |
| | | | | 1.32 | 1.47 = | | |
| | | | | 1.77 | 1.97 + | | |
| | | IQF - shell-off, 7% glaze | 200-300 pc/kg | | 2.15 | 2.40 + | FCA CPT |
| | | | | | 2.17 | 2.42 + | |
| | | | | 4.50 | 5.01 - | | |
| Cooked mussel meat IQF | 100-200 pc/kg | | 3.00 | 3.35 + | France CIF | Chile | |
| | | 200-300 | 2.91 | 3.25 + | | | |
| | | 300-500 | 2.78 | 3.10 = | | | |
| | | Cooked mussel whole shell, IQF | 80-100 pc/kg | 1.97 | | | 2.20 = |
| Razor shell/Couteau/ Navajas - Solenidae | Fresh | S | | 7.80 | 8.69 + | Spain CIF | Ireland |
| | | M | | 8.70 | 9.70 + | | |
| | | L | | 9.40 | 10.48 - | | |
| | Live | 10-12 cm/pc | | 3.53 | 3.93 + | Netherlands | |
| SALMON | | | | | | | February 2016 |
| Atlantic salmon/ Saumon de l'Atlantique/ Salmón del Atlántico <i>Salmo salar</i> | Fresh - gutted, head-on Superior quality | 2-3 kg/pc | | 5.15 | 5.74 + | France CIF | Scotland |
| | | 3-4 | | 7.00 | 7.80 + | | |
| | | 4-5 | | 7.33 | 8.17 + | | |
| | | 5-6 | | 7.50 | 8.36 + | | |
| | | > 6 | | 4.90 | 5.46 | | |
| | Fresh - gutted, head-on Superior quality | 2-3 kg/pc | | 6.00 | 6.69 + | Norway FOB | Norway |
| | | 3-4 | | 6.84 | 7.62 + | | |
| | | 4-5 | | 5.30 | 5.91 | | |
| | | 5-6 | | 5.30 | 5.91 | | |
| | | > 6 | | 5.70 | 6.35 | | |
| | | 1-2 kg/pc | NOK | 37.54 | 3.91 4.34 | | |
| | | 2-3 | NOK | 44.56 | 4.64 5.16 | | |
| | | 3-4 | NOK | 49.72 | 5.18 5.75 | | |
| | | 4-5 | NOK | 50.77 | 5.29 5.87 | | |
| 5-6 | NOK | 51.36 | 5.35 5.94 | | | | |
| 6-7 | NOK | 51.54 | 5.37 5.96 | | | | |
| 7-8 | NOK | 52.04 | 5.42 6.02 | | | | |
| 8-9 | NOK | 52.50 | 5.47 6.08 | | | | |
| > 9 | NOK | 51.21 | 5.33 5.93 | | | | |



| Fish Species Trade Name | Product Form | Grading | Price per kg | | | Reference & Area | Origin | |
|---|-------------------------------------|----------------------------|-----------------|---------------|-------------|---------------------|----------------------|-----------|
| | | | As stated | EUR | USD | | | |
| SALMON (cont.) | | | | | | | February 2016 | |
| Atlantic salmon/ Saumon de l'Atlantique/ Salmón del Atlántico <i>Salmo salar</i> | Fresh | 3-4 kg/pc | | 6.90 | 7.69 | Spain CFR | | |
| | guttled, head-on | 4-5 kg/pc | | 4.80 | 5.35 | Tunisia CFR | | |
| | | 5-6 | | 4.80 | 5.35 | | | |
| | | Fresh - salmon cubes 8x8x8 | | 9.73 | 10.84 = | Europe CFR | | |
| | IQF - salmon slices | | | 9.73 | 10.84 - | | | |
| | | Fresh - Whole - Superior | 2-3 kg/pc | | 3.52 | 3.92 | | Italy FCA |
| | | | 3-4 | | 4.44 | 4.95 | | |
| | | | 4-5 | | 4.62 | 5.15 | | |
| | | | 5-6 | | 4.69 | 5.23 | | |
| | | | 6-7 | | 4.77 | 5.32 | | |
| | | | 7-8 | | 5.05 | 5.63 | | |
| | | | 8-9 | | na | | | |
| | | | 9-10 | | na | | | |
| | | | 3-4 | | 5.32 | 5.93 | | CIF |
| | 4-5 | | 5.45 | 6.07 | | | | |
| | 5-6 | | 5.35 | 5.96 | | | | |
| | IQF portion | 100-150 g/pc | | 11.00 | 12.26 - | | | Denmark |
| Head-on, guttled, grade 1 | 6-7 kg/pc | | 5.08 | 5.66 | Denmark DDP | Chile | | |
| Fillet, interleaved | 1-2 lb/pc | | 4.87 | 5.43 | | | | |
| | 2-4 | | 4.17 | 4.65 | | | | |
| Fillet, VAC | 1-2 lb/pc | | 6.10 | 6.80 | | | | |
| | 3-4 | | 6.15 | 6.85 | | | | |
| Fillet, IQF | 2-3 lb/pc | | 6.15 | 6.85 | | | | |
| | 4-5 | | 6.88 | 7.67 | | | | |
| Bits and pieces | | | 5.60 | 6.25 + | Europe CIF | | | |
| scapped meat | | | 4.34 | 4.85 + | | | | |
| TROUT | | | | | | | February 2016 | |
| Trout/Truite/Trucha <i>Salmo trutta</i> | Whole, guttled, fresh on ice | 0.25-0.4 kg/pc | HUF 1535 | 4.94 | 5.50 = | Hungary ex-farm | Hungary | |
| | Fillet - farmed | 200-400 g/pc | | 8.30 | 9.25 = | Italy ex-farm | Italy | |
| | Live - farmed | 500-700 g/pc | | 3.60 | 4.01 = | | | |
| Rainbow trout/ Truite arc-en-ciel/ Trucha arco iris <i>Oncorhynchus mykiss</i> | Live - farmed | 250-400 g/pc | | 3.20 | 3.57 = | | | |
| | Guttled | 250-400 g/pc | | 4.30 | 4.79 = | | | |
| FRESHWATER FISH | | | | | | | February 2016 | |
| Carp/Carpe/Carpa <i>Cyprinus spp.</i> | Live | 1.2-5 kg/pc | HUF 701 | 2.26 | 2.51 - | Hungary ex farm | Hungary | |
| | Fresh, whole, guttled, head-off | 0.7-4.5 kg/pc | HUF 1121 | 3.61 | 4.02 = | | | |
| | Fresh on ice - slices | | HUF 1304 | 4.20 | 4.68 - | | | |
| | Fresh on ice - fillets | | HUF 1514 | 4.87 | 5.43 - | | | |
| Crucian Carp/Carassin Carpín <i>Carassius carassius</i> | Live | 0.45-0.9 kg/pc | HUF 392 | 1.26 | 1.41 | | | |
| Grass Carp/ Carpe chinoise/Carpa China <i>Ctenopharyngodon idellus</i> | Live | 0.8-3 kg/pc | HUF 701 | 2.26 | 2.51 | | | |
| | Fresh, whole, guttled, head-off | | HUF 1093 | 3.52 | 3.92 | | | |
| Bighead carp/Carpe à grosse tête/Carpa capezona <i>Aristichthys nobilis</i> | Fresh guttled, head-off | 0.7-5.0 kg/pc | HUF 694 | 2.23 | 2.49 = | | | |
| | Fresh on ice - slices | | HUF 806 | 2.59 | 2.89 = | | | |
| | Fresh on ice - fillets | | HUF 919 | 2.96 | 3.30 = | | | |
| | Live | 1-5.5 kg/pc | HUF 420 | 1.35 | 1.51 = | | | |



| Fish Species Trade Name | Product Form | Grading | Price per kg | | | Reference & Area | Origin |
|--|--|---------------|--------------|-------|---------|---------------------|----------------------|
| | | | As stated | EUR | USD | | |
| FRESHWATER FISH (cont.) | | | | | | | February 2016 |
| Nile perch/Perche du Nil/Perca del Nilo <i>Lates niloticus</i> | Fillet - skinless | 300-500 g/pc | | 4.93 | 5.50 | EU CFR | Uganda |
| | Interleaved, 100% net weight | 500-1000 | | 5.19 | 5.80 | | |
| | Fresh whole yellow | 200-400 g/pc | | 2.57 | 2.86 | Italy FCA | Tanzania |
| | | | red | 3.58 | 3.99 | | |
| | | | green | 3.62 | 4.04 | | |
| | Fresh fillet | 200-400 g/pc | | 3.61 | 4.02 | | |
| | Fillet - skinless, PBI, IWP | 500-1000 g/pc | | 4.66 | 5.20 = | Spain CFR | |
| Nile Tilapia/Tilapia du Nil/Tilapia del Nilo <i>Oreochromis niloticus</i> | Fillet - skinless, IQF, PBO non-treated, 10% glaze | 5-7 oz/pc | | 3.54 | 3.95 + | | China |
| North African catfish/Poisson chat nord-africaine/pez gato <i>Clarias gariepinus</i> | Fresh - fillets skinless | | HUF 1472 | 4.74 | 5.28 - | Hungary ex farm | Hungary |
| | Fresh - fillets skin-on | | HUF 1330 | 4.28 | 4.77 | | |
| | Fresh, whole, gutted, head-off | | HUF 1191 | 3.83 | 4.27 | | |
| European catfish/Silure glane/Siluro <i>Silurus glanis</i> | Live | 0.8- 4 kg/pc | HUF 1682 | 5.41 | 6.03 | | |
| | Fresh on ice - slices | | HUF 2518 | 8.10 | 9.03 | | |
| | Fresh on ice - fillets | | HUF 3225 | 10.38 | 11.56 | | |
| <i>Pangasius</i> spp. | Fillet refreshed | | | 3.55 | 3.96 | Italy CIF CPT | Hungary |
| | Fillet, IQF, white - 20% glaze | 120-170 g/pc | | 1.85 | 2.06 - | | |
| | Fillet, IQF, white - 20% glaze | 170-220 | | 1.85 | 2.06 - | | |
| | Fillet, IQF, white - 5% glaze | | | 3.26 | 2.06 | | |
| | Fillet, IQF, white - 20% glaze | 120-170-220 | | 1.81 | 2.02 | Spain CFR | |
| | Fillet, 100% net weight, IQF | g/pc | | 2.24 | 2.50 | | |
| | Fillet, 100% net weight, interlvd | | | 2.19 | 2.45 | | |
| NON-TRADITIONAL SPECIES | | | | | | | February 2016 |
| Sturgeon/Esturgeon/Esturione <i>Acipenseridae</i> | Frozen - Whole | 1.5-2 kg/pc | | 5.00 | 5.57 = | France CIF | France |
| | Gutted | 5-7 kg/pc | | 6.50 | 7.24 = | | |
| | Fillets | 200-300 g/pc | | 10.50 | 11.70 = | | |
| | | 800-1000 | | 10.50 | 11.70 = | | |
| <i>A.baeri</i> | Caviar (Aquitaine) metal boxes | | | 1.30 | 1.45 = | | |
| Ribbonfish <i>Trichiurus lepturus</i> | | 300-1500 g/pc | | 2.50 | 2.79 | Europe CFR | Senegal |
| SEABASS/SEABREAM/MEAGRE | | | | | | | February 2016 |
| Seabass/Bar, Loup/Lubina <i>Dicentrarchus labrax</i> | Fresh - whole farmed | 200-300 g/pc | | 3.80 | 4.23 + | Greece FOB | Greece |
| | | 300-450 | | 4.80 | 5.35 + | | |
| | | 450-600 | | 5.20 | 5.79 + | | |
| | | 600-800 | | 6.00 | 6.69 = | | |
| | | 800-1000 | | 7.50 | 8.36 + | | |
| | | > 1000 | | 9.50 | 10.59 = | | |
| | | 200-300 g/pc | | 4.00 | 4.46 + | Italy CIF | |
| | | 300-450 | | 5.00 | 5.57 + | | |
| | | 450-600 | | 5.40 | 6.02 + | | |
| | | 600-800 | | 6.20 | 6.91 = | | |
| | | 800-1000 | | 7.70 | 8.58 + | | |
| | | > 1000 | | 9.70 | 10.81 = | | |



| Fish Species Trade Name | Product Form | Grading | Price per kg | | Reference & Area | Origin |
|--|--------------------------------|--------------|------------------|--------------------------|---------------------|----------------------|
| | | | As stated | EUR USD | | |
| SEABASS/SEABREAM/MEAGRE (cont.) | | | | | | February 2016 |
| Seabass/Bar, Loup/Lubina <i>Dicentrarchus labrax</i> | Fresh - whole farmed | 200-300 g/pc | 4.05 | 4.51 + | France CIF | Greece |
| | | 300-450 | 5.05 | 5.63 + | | |
| | | 450-600 | 5.45 | 6.07 + | | |
| | | 600-800 | 6.25 | 6.96 = | | |
| | | 800-1000 | 7.75 | 8.64 + | | |
| | | > 1000 | 9.75 | 10.87 = | | |
| | | 200-300 g/pc | 4.04 | 4.50 + | Spain CIF | |
| | | 300-450 | 5.04 | 5.62 + | | |
| | | 450-600 | 5.44 | 6.06 + | | |
| | | 600-800 | 6.24 | 6.95 = | | |
| | | 800-1000 | 7.74 | 8.63 + | | |
| | | > 1000 | 9.74 | 10.85 = | | |
| | | 200-300 g/pc | 4.07 | 4.54 + | Germany CIF | |
| | | 300-450 | 5.07 | 5.65 + | | |
| | | 450-600 | 5.47 | 6.10 + | | |
| | | 600-800 | 6.27 | 6.99 = | | |
| | | 800-1000 | 7.77 | 8.66 + | | |
| | | > 1000 | 9.77 | 10.89 = | | |
| | | 200-300 g/pc | 4.05 | 4.51 + | Portugal CIF | |
| | | 300-450 | 5.05 | 5.63 + | | |
| | | 450-600 | 5.45 | 6.07 + | | |
| | | 600-800 | 6.25 | 6.96 = | | |
| | | 800-1000 | 7.75 | 8.64 + | | |
| | > 1000 | 9.75 | 10.87 = | | | |
| | 200-300 g/pc | 4.23 | 4.71 + | UK CIF | | |
| | 300-450 | 5.23 | 5.83 + | | | |
| | 450-600 | 5.63 | 6.27 + | | | |
| 600-800 | 6.43 | 7.17 = | | | | |
| 800-1000 | 7.93 | 8.84 + | | | | |
| > 1000 | 9.93 | 11.07 = | | | | |
| 200-300 g/pc | 4.60 | 5.13 + | Italy CIF | | | |
| 300-450 | 5.30 | 5.91 + | | | | |
| 450-600 | 5.50 | 6.13 + | | | | |
| 600-800 | 6.50 | 7.24 + | | | | |
| 800-1000 | 8.00 | 8.92 + | | | | |
| 1000-1500 | 9.00 | 10.03 + | | | | |
| > 1500 | 11.00 | 12.26 + | | | | |
| > 2000 | 15.50 | 17.27 + | | | | |
| 200-300 g/pc | 4.40 | 4.90 | Spain CIF | Canary Island (Spain) | | |
| 300-400 | 4.70 | 5.24 | | | | |
| 400-600 | 5.70 | 6.35 | | | | |
| 600-800 | 7.91 | 8.81 | | | | |
| 800-1000 | 10.21 | 11.38 | | | | |
| 1000-2000 g/pc | 16.80 | 18.72 | Spain CIF | France | | |
| 2000-3000 | 18.60 | 20.73 | | | | |
| 3000-4000 | 20.80 | 23.18 | | | | |
| Fresh - whole - wild Atlantic | 1000-2000 g/pc | na | Italy FCA | Morocco | | |
| | > 2000 | na | | | | |
| | > 3000 | na | | | | |



| Fish Species Trade Name | Product Form | Grading | Price per kg | | Reference & Area | Origin | | |
|--|--|--------------|--------------|--------------|---------------------|----------------------|---------|------------|
| | | | As stated | EUR USD | | | | |
| SEABASS/SEABREAM/MEAGRE (cont.) | | | | | | February 2016 | | |
| Seabass/Bar, Loup/Lubina <i>Dicentrarchus labrax</i> | Fresh - whole - wild Mediterranean | 400-600 g/pc | na | | Italy CPT | Egypt | | |
| | | 600-800 | 12.83 | 14.30 - | | | | |
| | | 800-1000 | 12.95 | 14.43 - | | | | |
| | | 1000-2000 | 13.07 | 14.56 - | | | | |
| | | > 2000 | 12.64 | 14.09 - | | | | |
| | | > 3000 | 33.00 | 36.77 | | | | |
| | Farmed - Orbetello | Large | 10.70 | 11.92 = | FCA | Italy | | |
| | | Medium | 9.70 | 10.81 = | | | | |
| | | Small | na | | | | | |
| | | | | | | | | |
| Gilthead seabream/ Dorade royale/Dorada <i>Sparus aurata</i> | Fresh - whole farmed | 200-300 g/pc | 5.00 | 5.57 + | Greece FOB | Greece | | |
| | | 300-450 | 5.10 | 5.68 + | | | | |
| | | 450-600 | 5.20 | 5.79 + | | | | |
| | | 600-800 | 5.70 | 6.35 + | | | | |
| | | 800-1000 | 9.50 | 10.59 = | | | | |
| | | > 1000 | 10.50 | 11.70 = | | | | |
| | | 200-300 g/pc | 300-400 | 5.20 | | | 5.79 + | Italy CIF |
| | | | 300-450 | 5.15 | | | 5.74 | |
| | | | 450-600 | 5.30 | | | 5.91 + | |
| | | | 600-800 | 5.40 | | | 6.02 + | |
| | | | 800-1000 | 5.90 | | | 6.57 + | |
| | | | > 1000 | 9.70 | | | 10.81 = | |
| | | 200-300 g/pc | 300-450 | 5.25 | | | 5.85 + | France CIF |
| | | | 450-600 | 5.35 | | | 5.96 + | |
| | 600-800 | | 5.45 | 6.07 + | | | | |
| | 800-1000 | | 5.95 | 6.63 + | | | | |
| | > 1000 | | 9.75 | 10.87 = | | | | |
| | | | 10.75 | 11.98 = | | | | |
| | 200-300 g/pc | 300-450 | 5.24 | 5.84 + | Spain CIF | | | |
| | | 450-600 | 5.34 | 5.95 + | | | | |
| | | 600-800 | 5.44 | 6.06 + | | | | |
| | | 800-1000 | 5.94 | 6.62 + | | | | |
| | | > 1000 | 9.74 | 10.85 = | | | | |
| | | | 10.74 | 11.97 = | | | | |
| | 200-300 g/pc | 300-450 | 5.27 | 5.87 + | Germany CIF | | | |
| | | 450-600 | 5.37 | 5.98 + | | | | |
| | | 600-800 | 5.47 | 6.10 + | | | | |
| | | 800-1000 | 5.97 | 6.65 + | | | | |
| > 1000 | | 9.77 | 10.89 = | | | | | |
| | | 10.77 | 12.00 = | | | | | |
| 200-300 g/pc | 300-450 | 5.25 | 5.85 + | Portugal CIF | | | | |
| | 450-600 | 5.35 | 5.96 + | | | | | |
| | 600-800 | 5.45 | 6.07 + | | | | | |
| | 800-1000 | 5.95 | 6.63 + | | | | | |
| | > 1000 | 9.75 | 10.87 = | | | | | |
| | | 10.75 | 11.98 = | | | | | |



| Fish Species Trade Name | Product Form | Grading | Price per kg | | Reference & Area | Origin | |
|--|-------------------------|------------------|--------------|---------|---------------------|----------------------|-------|
| | | | As stated | EUR USD | | | |
| SEABASS/SEABREAM/MEAGRE (cont.) | | | | | | February 2016 | |
| Gilthead seabream/ Dorade royale/Dorada <i>Sparus aurata</i> | Fresh - whole farmed | 200-300 g/pc | 5.43 | 6.05 + | UK CIF | Greece | |
| | | 300-450 | 5.53 | 6.16 + | | | |
| | | 450-600 | 5.63 | 6.27 + | | | |
| | | 600-800 | 6.13 | 6.83 + | | | |
| | | 800-1000 | 9.93 | 11.07 = | | | |
| | | > 1000 | 10.93 | 12.18 = | | | |
| | farmed wild | 600-800 g/pc | 11.57 | 12.89 - | Italy FCA | Morocco | |
| | | 800-1000 | 12.35 | 13.76 - | | | |
| | | 1000-2000 | 15.44 | 17.21 - | | | |
| | | > 2000 | 13.20 | 14.71 - | | | |
| | | 300-400 g/pc | 5.60 | 6.24 + | CIF | Greece | |
| | | farmed Orbetello | 400-600 g/pc | 14.00 | 15.60 | CPT | Egypt |
| | | | 600-800 | 13.04 | 14.53 - | | |
| 800-1000 | 13.11 | | 14.61 - | | | | |
| farmed Orbetello | 1000-2000 | 13.50 | 15.04 - | FCA | Italy | | |
| | Large | 10.70 | 11.92 = | | | | |
| | Medium | 9.70 | 10.81 = | | | | |
| Meagre/Maigre commun/Corvina <i>Argyrosomus regius</i> | Fresh - Whole farmed | 500-1000 g/pc | 5.00 | 5.57 | CIF | Greece | |
| | | 1000-2000 | 5.20 | 5.79 = | | | |
| | | > 2000 | 5.30 | 5.91 - | | | |
| | | > 3000 | 7.24 | 8.07 | | | |
| | wild | > 2000 g/pc | 5.50 | 6.13 = | CPT | Egypt | |
| | | 600-800 g/pc | 8.50 | 9.47 | | | |
| | | 800-1000 | 9.40 | 10.48 + | | | |
| | 1000-2000 | 9.40 | 10.48 + | | | | |
| | 2000-4000 | 9.40 | 10.48 + | | | | |

GLOBEFISH to meet the Chinese seafood industry at SIFSE

For the first time, **GLOBEFISH** will attend the **Shanghai International Fisheries and Seafood Expo (SIFSE)**.

The expo, now in its 11th year will be held from **25 to 27** August in **Shanghai**, China.

SIFSE is an international meeting point for professionals involved in the fish trade sector and serves as a global platform to network and share information on seafood trade.

According to last year's post show report, in 2015 80% of attendees were from the domestic audience, making this event an excellent opportunity to meet with Chinese seafood stakeholders and establish more direct contact with this significant reality in the sector.

China is a key country in the fish trade sector

According to FAO's SOFIA report, China has been responsible for most of the growth in fish availability, owing to the dramatic expansion in its fish production, particularly in aquaculture. China is also the largest exporter of fish and fishery products. Since 2011, it has become the world's third-largest importing country, after the United States of America and Japan.

All GLOBEFISH Partners, Associate Members and Correspondents will receive

20% off of the registration fee

Please contact us in advance at globefish@fao.org



✉ international@sifse.com

🌐 www.sifse.com/en

☎ 86-21-3782-9778





PRICE REFERENCE (INCOTERMS 2010)

| | |
|-----|--------------------------------|
| CFR | Cost and Freight |
| CIF | Cost, Insurance and Freight |
| CIP | Carriage and Insurance Paid To |
| CPT | Carriage Paid To |
| DAT | Delivered at Terminal |
| DAP | Delivered at Place |
| DDP | Delivered Duty Paid |
| EXW | Ex Works |
| FCA | Free Carrier |
| FAS | Free Alongside Ship |
| FOB | Free on Board |

(DAF, DES, DEQ and DDU have been cancelled)

PRODUCT FORM

| | |
|-----|---------------------------|
| C&P | Cooked and Peeled |
| FAS | Frozen at Sea |
| H&G | Headed and Gutted |
| HOG | Head on Gutted (salmon) |
| IQF | Individually Quick Frozen |
| IWP | Individually Wrapped Pack |
| PBI | Pinbone In |
| PBO | Pinbone Off |
| PD | Peeled and Deveined |
| PTO | Peeled Tail On |
| PUD | Peeled, Undeveined |

SYMBOLS

- + Price increased in original currency since last report
- Price decreased in original currency since last report
- = Updated but unchanged price
- * New insertion
- Not updated since last issue

CURRENCY RATES

| | | USD | EUR |
|---------|-----|--------|--------|
| Canada | CAD | 1.39 | 1.54 |
| Hungary | HUF | 278.87 | 310.75 |
| Norway | NOK | 8.64 | 9.60 |
| USA | USD | | 1.12 |
| EU | EUR | 0.90 | |
| Denmark | DKK | 6.70 | 7.46 |

Exchange Rates: 17.02.2016

The European Fish Price Report is a monthly GLOBEFISH publication.
This issue was prepared by Helga Josupeit, Wei Wang and Felix Dent.

It can be ordered from the **FISH INFONetwork**:

FAO GLOBEFISH

(Network coordinator)
Viale delle Terme di Caracalla
00153 Rome - Italy
Tel: (39) 06 57052284
Fax: (39) 06 57053020
E-mail: globefish@fao.org
Web site: www.fao.org/in-action/globefish

INFOYU (China)

Room 514, Nongfeng Building
No. 96 East Third Ring Road
Chaoyang District
Beijing 100122 – P.R. China
Tel: (86-10) 59199614
Fax: (86-10) 59199614
E-mail: infoyu@agri.gov.cn
Web site: www.infoyu.net

INFOFISH (Asia/Pacific)

1st Floor, Wisma LKIM
Jalan Desaria - Pulau Meranti
47120 Puchong, Selangor DE
Malaysia
Tel: (603) 80649282/80649169
Fax: (603) 2078 6804
E-mail: info@infofish.org
Web site: www.infofish.org

INFOPECHE (Africa)

Tour C, 19^{ème} étage, Cité
Administrative
Abidjan 01 - Côte d'Ivoire
Tel: (225) 20228980
Fax: (225) 20218054
E-mail: infopeche@aviso.ci
Web site: www.infopeche.ci

EUROFISH

(Central and Eastern Europe)
H.C. Andersens Blvd 44-46
1553 Copenhagen - Denmark
Tel: (45) 33377755
Fax: (45) 33377756
E-mail: info@eurofish.dk
Web site: www.eurofish.dk

INFOSA - sub-office

INFOPECHE (Southern Africa)
89, John Meinert Street- West
Windhoek -Namibia
Tel: (264) 61279430
Fax: (264) 61279434
E-mail: infososa@infososa.org.na
Web site: www.infososa.org.na

INFOPESCA

(Latin America)
Julio Herrera y Obes 1296
11200 Montevideo - Uruguay
Tel: (598) 2 9028701
Fax: (598) 2 9030501
E-mail: infopesca@infopesca.org
Web site: www.infopesca.org

INFOSAMAK

(Arab Region)
71 blvd Rahal El Meskini
Casablanca 20 000 - Morocco
Tel: (212) 522540856
Fax: (212) 522540855
E-mail:
infosamak@infosamak.org
Web site : www.infosamak.org

**GLOBEFISH Market Reports are available from the GLOBEFISH web site:
www.fao.org/in-action/globefish**



Food and Agriculture
Organization of the
United Nations

Food and Agriculture Organization of the United Nations
Fisheries and Aquaculture Policy and Economics Division
Products, Trade and Marketing Branch
Viale delle Terme di Caracalla
00153 Rome, Italy
Tel +39 06 5705 3288
Fax +39 06 5705 3020
www.fao.org/in-action/globefish