



# EUROPEAN PRICE REPORT

## A GLOBEFISH monthly update

Issue 5/2016 May 2016

### LATEST TRENDS

May is generally the time of the year when traders are restocking for the summer sales. This year, the relatively higher value of the euro has made European importers competitive again on the world market, and sales are quite strong at the moment.

With 30 Members having formally deposited their instruments of adherence, the Port State Measures Agreement (PSMA), an international accord intended to combat Illegal, Unregulated and Unreported (IUU) fishing, is set to become international law on 5 June 2016. The PSMA, whose development through international dialogue and expert consultation has been driven and coordinated by FAO, focuses on preventing IUU fishing by requiring that parties designate specific ports for use by foreign vessels and introducing controls and procedures to make it more difficult for IUU fish to enter national or international markets.

### GROUND FISH

Total supplies of groundfish will increase by just over 3% to reach 7.27 million tonnes for 2016, according to estimates presented at the North Atlantic Seafood Forum in March. Supplies of Atlantic cod are forecasted to be about the same as in 2015, while there will be slight increases for pollock, haddock and saithe.

Spain reports strong demand for hake and a shortage in the market for hake minced blocks, which has led to strong price increases. On the other hand, prices for PBO hake fillets blocks remain stable compared with last year.

### Index for prices

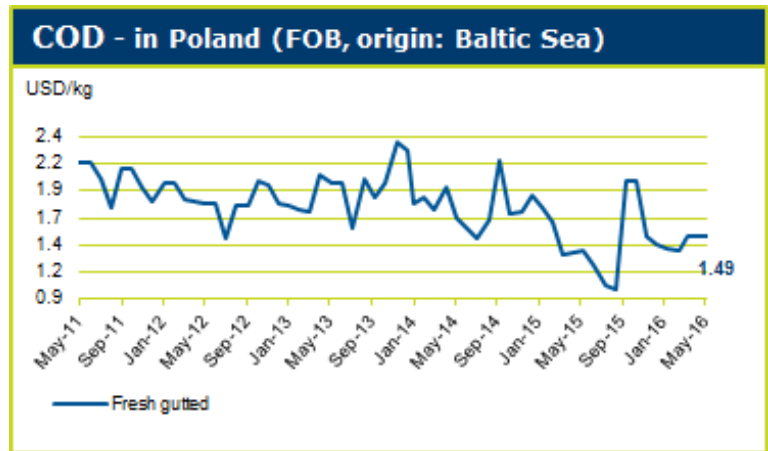
<b>Groundfish</b>	<b>8</b>
<b>Flatfish</b>	<b>10</b>
<b>Tuna</b>	<b>11</b>
<b>Small Pelagics</b>	<b>12</b>
<b>Cephalopods</b>	<b>12</b>
<b>Crustaceans</b>	<b>14</b>
<b>Bivalves</b>	<b>17</b>
<b>Salmon</b>	<b>17</b>
<b>Trout</b>	<b>18</b>
<b>Freshwater fish</b>	<b>18</b>
<b>Non Traditional Species</b>	<b>19</b>
<b>Seabass-Seabream-Meagre</b>	<b>19</b>

The **European Fish Price Report**, based on information supplied by industry correspondents, aims to provide guidance on broad price trends. Price information is indicative and should be used only for forecasting medium- and long-term trends. FAO is not responsible for any errors or omissions.

Cod in Poland is in moderate demand, and landings are also limited, but prices have started to trend downward. A similar situation is reported for flatfish.

Saithe fillets are reported to be in plentiful supply and prices have started to decline.

Market trends for surimi of Alaska pollock origin are generally positive and prices are going up. The demand for Alaska pollock in Moscow is good, and the availability of product is increasing. As a result, prices are likely to go down soon.



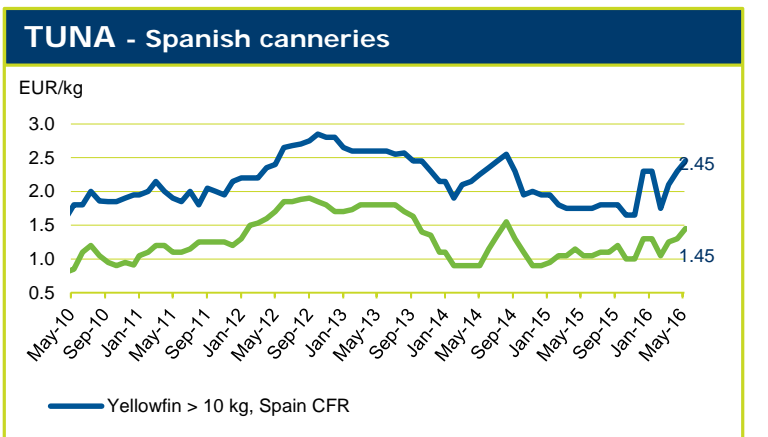
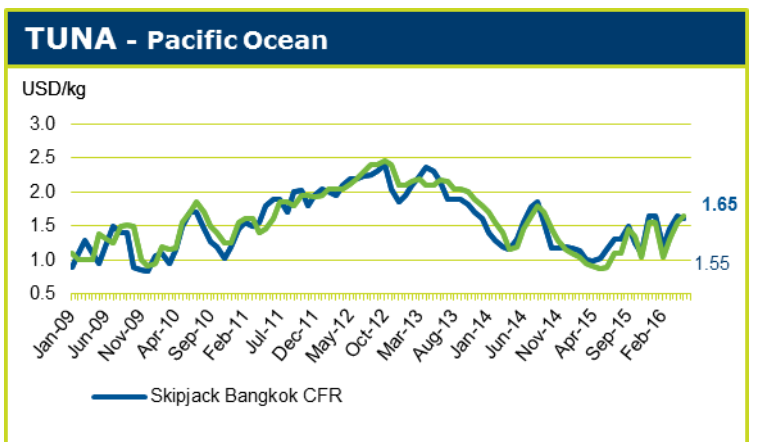
## TUNA - BILLFISHES

The Ecuadorian tuna industry, one of the main suppliers to the European market, has been affected by the recent earthquake. The canneries were kept closed for two weeks due to the lack of fish processors as many returned to their homes to be with their family members following the quake. In addition, the port infrastructure at Manta was directly impacted, which made it impossible to land raw material for the canneries. Combined with a scarcity of tuna arrivals from the Eastern Pacific, the current situation is pushing prices upwards.

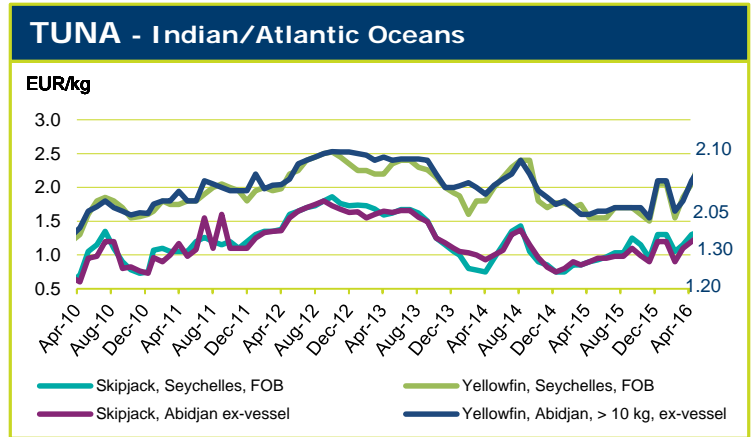
Fishing in the Western and Central Pacific is improving. Thai canneries are now reporting moderate raw material inventories as fish landings in Thailand increased due to arrival of carriers from the Indian Ocean and skipjack prices have decreased.

Catches are also improving in the Eastern Pacific, but there is still a reported shortage of yellowfin. The skipjack price there continues to increase slightly and the yellowfin price more markedly.

Fishing in the Indian Ocean is moderate and landings consist primarily of skipjack. Local canneries continue to be report healthy raw material inventories. It is reported that some fish is still being transhipped and diverted to the Bangkok market. Skipjack and yellowfin price are rising due to low supplies. Fishing in



the Atlantic Ocean is still not showing any sign of improvement and continues at a low-to-moderate rate, while raw material inventories at local canneries are at low levels. Skipjack and yellowfin prices continue their upward trend due to short supplies from Indian and Atlantic Oceans.



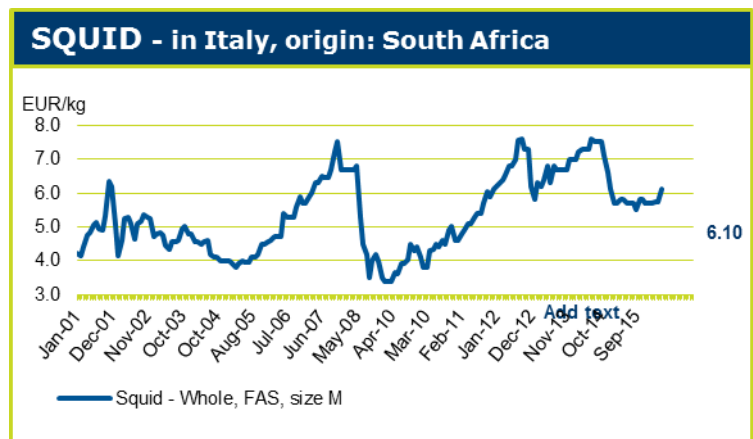
## SMALL PELAGICS

Global supplies of small pelagics will increase slightly (+4%) in 2016, but this is entirely due to strong growth in supplies of anchovies. Supplies of Atlantic mackerel and Atlantic herring are expected to decline and as a result prices are likely to increase for both species, though fluctuations in currency exchange rates may give a somewhat confused price picture.

In Poland, catches of herring are limited at the moment, but these small arrivals are being met with low demand and as a result prices are declining. Similarly, sprats are currently in low demand and prices are dropping. Meanwhile, there is stable demand for Pacific herring in Moscow and Vladivostok, being met by plentiful supply.

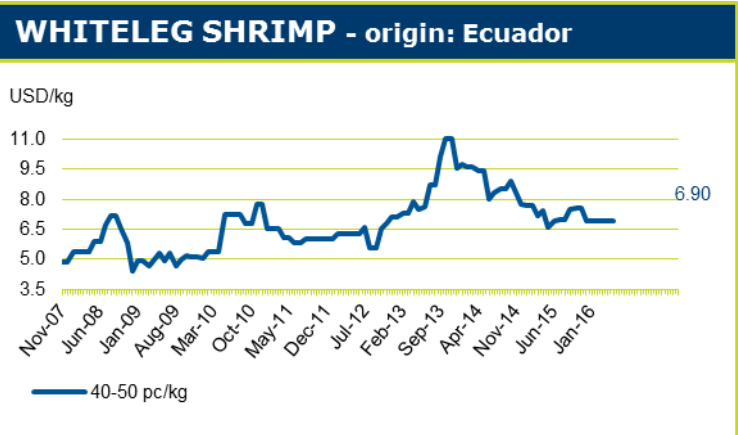
## CEPHALOPODS

The octopus season has nearly finished in Indonesia, and with falling octopus landings the price is starting to increase day by day. The majority of the catch are size 1 – 2 kg/pcs. The squid season is closed in South Africa, and what little inventory remains is being sold at stable prices compared with those seen during the open season earlier in 2016.



## CRUSTACEANS

The European market of **shrimp** is experiencing a shortage both for on-vessel frozen and on-land frozen products. Demand weakened slightly in April compared with previous months, as sales of shrimp during March were strong due to Holy Week. Now in May, however, demand is on the rise again as summer is approaching and inventories are empty. In addition, the shrimp catch in Argentina is unlikely to be at the 2015 record level as the start of the fishing season has been very disappointing. All these indicators point to higher prices after a long downward trend. *Penaeus vannamei* experienced a USD 0.30/kg jump just in the month of April, although the strengthening of the euro against the US dollar is obviously a contributing factor.

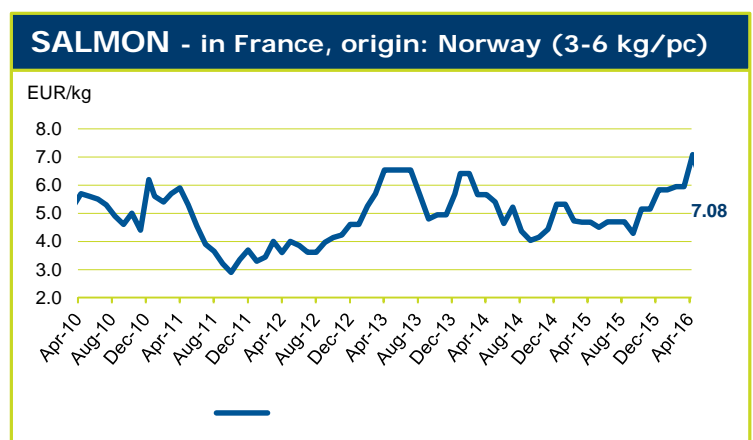


**Crab** prices are generally firm due to weather conditions. Fishing conditions this winter were particularly difficult in the Northern Europe with many severe storms.

European **lobster** catches are beginning their seasonal decline as summer approaches, but prices have started to fall.

## SALMON

European farmed salmon prices continue to be supported at extremely high levels, with the potential to reach even higher levels in the coming weeks. Norwegian harvests have temporarily slowed as farms are currently transitioning from 2014 generation stock to 2015, and this is adding to what is already a significant supply shortage. For week 18, the NASDAQ Salmon Index was at NOK 60.6/kg, for a 12-week change of 10.54%, and some industry analysts expect them to increase further in the near future.



These high prices continue to benefit producer margins in both Norway and the UK, but exporters are increasingly concerned about demand destruction and a shrinking market as buyers are getting scared off by the continuing price level and lack of fish. Processors, meanwhile, are seeing their margins squeezed and are trying to pass prices onto retailers. There is not much sign of relief in this respect in the near future, however, with

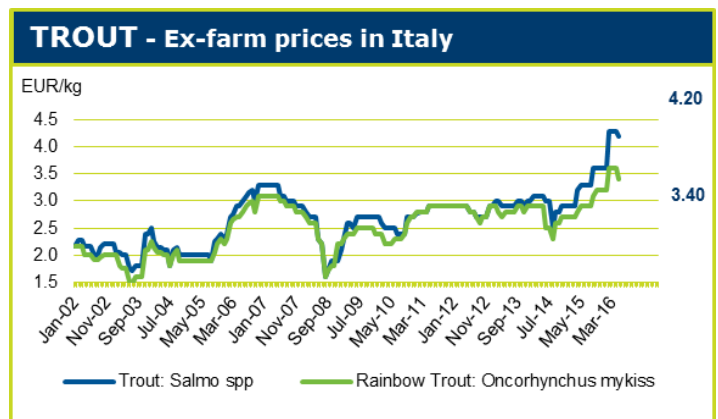
forward prices at Fish Pool now hovering between NOK 60 and NOK 55 for the remainder of the year.

## BIVALVES

At present there are mainly rope and some Dutch mussels on the French market, while traders are waiting for the next Bouchot season to start in late May. Bouchot mussels are grown in France, getting their name from the piles on which the mussels grow, and the season runs from late May to January. The shells are smaller than those from Zeeland, but they contain a large proportion of meat and have a good taste. There is also wide availability of *Galloprovincialis* from Spain and Italy on the French market, although soon the situation will normalize and prices are likely to decline.

## TROUT

Norway exported almost double the value of farmed trout in the first quarter of 2015 compared with the same period of 2014, as alternative markets in Eastern Europe and Japan continue to absorb volumes that were previously destined for the large Russian market. Despite the increased supply hitting the markets presently, prices in NOK terms are higher than last year, reflecting strong demand and a positive outlook for the industry. Meanwhile, trout prices are declining in Italy, as producers are now obliged to sell their product at any price due to water scarcity, with the decline especially pronounced for the bigger sizes.

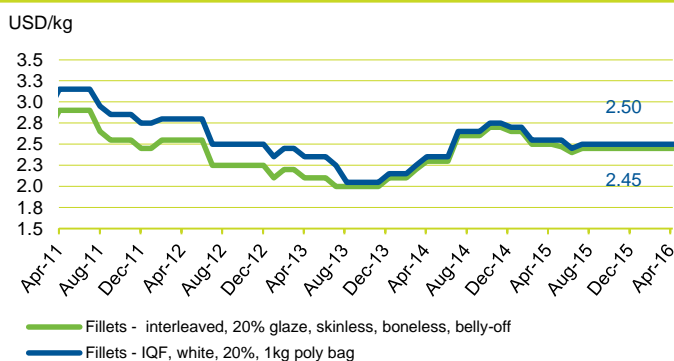


## FRESHWATER FISH

Prices remain stable for Hungarian carp as sales campaigns continued, while new campaigns have begun for African catfish. Overall, demand is low and supply is sufficient.

While tilapia prices have started dropping in the Spanish market, prices for pangasius are continuing at the high level reached last month due to limited supply. Meanwhile, demand for frozen Nile perch is reported to be good, with increasing prices in Europe.

### Pangasius - in Spain, origin: Viet Nam

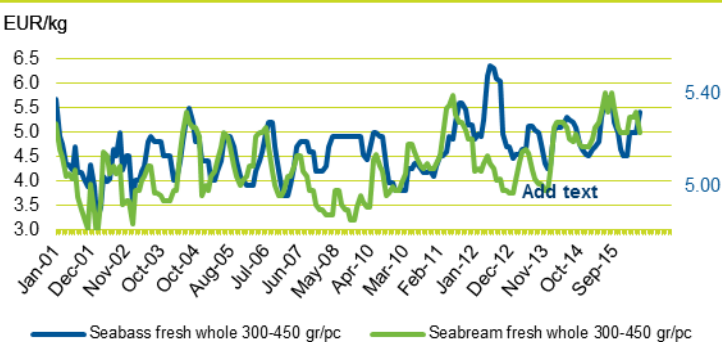


## SEABASS SEABREAM

On the Italian market this month, prices rose by 5% for small seabass (200-300g) and by 2% for small seabream, while the price level of the bigger sizes stayed unchanged. With lower harvests from major European suppliers continuing to support prices at such good levels, bass and bream aquaculture companies are seeing more positive financial results in 2016, particularly in Greece. Greek combined exports of both species to all markets were marginally higher in the first quarter of 2016 (+2%) at 14 860 tonnes compared with last year, but still significantly lower than the same period in 2014. Export prices were also 2% higher overall, 1% higher for bream and 3% higher for bass. Meanwhile, Turkish exports for the same period were up 20% to 15 152 tonnes (+20% price increase in Turkish lira terms), building on top of a similar increase in 2015. Given that industry reports point to lower production overall at Turkish farms, this trend suggests the better prices on international markets, and a weak Turkish lira, are causing exporters to divert product away from domestic buyers. In the short-term at least, these prices will continue to be attractive, as summer demand pushes them to their peak in the typical cyclical trend. The longer-term outlook is still for good prices, but increased production in Spain and increased exports from Turkey may begin to exert downward pressure.

Prices remain stable for Hungarian carp as sales campaigns continued, while new campaigns have begun for African catfish. Overall, demand is low and supply is sufficient.

### SEABASS/SEABREAM - in Italy origin: Greece



While tilapia prices have started dropping in the Spanish market, prices for pangasius are continuing at the high level reached last month due to limited supply. Meanwhile, demand for frozen Nile perch is reported to be good, with increasing prices in Europe.

Fish Species Trade Name	Product Form	Grading	Price per kg		Reference & Area	Origin
			As stated	EUR USD		
<b>GROUND FISH</b>						<b>May 2016</b>
<b>Cod/Cabillaud, Morue/ Bacalao</b> <i>Gadus morhua</i>	Fresh gutted		1.33	1.49 =	Poland FOB	Baltic Sea
	IQF portion, single frozen	100-150 g/pc	7.60	8.52 =	Italy CIF	Iceland
	Fresh - fillet	50-100 g/pc	4.00	4.48	CPT	Denmark
			3.95	4.45 -		
			5.54	6.25 -		
	Fresh - Whole	1-2 kg/pc	5.29	5.93 -		
			5.08	5.69 -		
	Fillet - wet salted - 1st quality produced from fresh raw material	700-1000 g/pc	8.30	9.30 -	Italy DDP	Iceland
		Portion single frozen, 10% glaze	100-150 g/pc	7.60	8.52 -	CIF
	<b>Stockfish</b>	700 g/pc	21.00	23.53 =	DDP	Norway
Fillet skinless	300-600 g/pc	7.30	8.18	Spain CIF		
		9.30	10.42			
		9.75	10.93			
		11.80	13.22			
	900-1300	12.35	13.84		Netherlands	
<i>Gadus macrocephalus</i>	Fillet - wet salted - 1st quality produced from frozen raw material	400-700 g/pc	7.60	8.52 -	Italy CIP	Denmark
<b>Hake/Merlu/Merluza</b> <i>Merluccius capensis</i>	Minced block		1.58	1.77 =	Namibia FOB for Spanish market	Namibia
	H&G, IWP	100-200 g/pc	no quotation		Spain FOB	
			350-500			
		500-800				
	Fillet skin on	2-4 oz/pc	2.90	3.25	DDP	
			3.45	3.87		
			3.55	3.98		
			3.95	4.43		
	IQF portion, trapeze	90-110 g/pc	6.00	6.72 -	Italy CIF	
	<i>Merluccius hubbsi</i>	IQF	100-200 g/pc	6.20	6.95	Europe DDP
H&G		< 150 g/pc	na		Italy CIF	Argentina
	1.58		1.77			
	1.84		2.06			
Fillet - skinless skin-on	80-120 g/pc	3.10	3.47			
		2.98	3.34			
<i>Merluccius merluccius</i>	Fresh - whole	100-200 g/pc	3.13	3.51	CPT	Croazia
	Fresh - gutted	200-300	5.20	5.83		
<i>Merluccius productus</i>		300-400	6.00	6.72		
	Fillet, PBO		2.63	2.95 =	Spain EXW	USA
<b>Alaska pollack/Lieu de l'Alaska/Colin de Alaska</b> <i>Theragra chalcogramma</i>	Minced block		1.77	1.98 +		
	Fillet, PBO		2.72	3.05	Netherlands EXW	
	Minced block		1.83	2.05		
	Industrial block single frozen		2.70	3.03	Europe CFR	
	Industrial block double frozen		2.50	2.80		China
	Fillet, IQF	2-6 oz				
	Fillet, baby food quality		2.40	2.69 *	DDP	USA
H&G	>25	1.06	1.19 -	Russian Fed. wholesale Vladivostok	Russian Fed.	
		1.06	1.19			
		1.23	1.38 -			wholesale Moscow





# EUROPEAN PRICE REPORT

Fish Species Trade Name	Product Form	Grading	Price per kg		Reference & Area	Origin
			As stated	EUR USD		
<b>GROUND FISH (cont.)</b>						<b>May 2016</b>
<b>Surimi (Alaska pollack)</b>	Stick - Paprika	250 g/pc	2.54	2.85 -	France CFR	Spain
<b>Hoki</b> <i>Macrurus magellanicus</i>	H&G	100-300 g/pc	1.63	1.83	Spain FOB	
		300-500	1.63	1.83		
		500-900	1.63	1.83		
<b>Saithe/Lieu noir/ Carbonero (Pollock, Coley)</b> <i>Pollachius virens</i>	Fillet - interleaved	200-400 g/pc	no quotation		Europe CIF	Faroe Islands
	Fillet - skinless, PBI, interleaved	16-32 oz/pc	5.00	5.60 -	Spain DDP	Iceland
<b>Monkfish/Baudroie/ Rape</b> <i>Lophius spp.</i>	Fresh - Tail	< 0.3 kg/pc	7.38	8.27 -	Italy CPT	UK
		0.3-0.5	9.40	10.53 +		
		0.5-1	9.74	10.92 -		
		1-2	10.48	11.74 -		
		> 2	11.95	13.39 -		
	Fresh - whole	0.5-1 kg/pc	5.19	5.82 +	FCA	France
		1-2	5.30	5.94 +		
	Tails, skinless Frozen at land 100% net weight	100-250 g/pc	5.75	6.44	Spain DDP	Namibia
		250-500	6.75	7.56		
		500-1000	8.00	8.97		
		> 1000	8.75	9.81		
<b>Haddock/Eglefin/Eglofino</b> <i>Melanogrammus aeglefinus</i>	H&G	< 0.8 kg/pc	NOK 20.00	2.14 2.40 +	Sweden FCA	Norway
	Fresh	1-1.5 kg/pc	5.20	5.83	Spain CIF	
		> 1.5	5.50	6.16		
		> 2	5.65	6.33		
<b>Ling/Lingue franche/ Maruca</b> <i>Molva molva</i>	Fillet - wet salted Produced from fresh raw material 1st quality	1-1.5 kg/pc	4.90	5.49 =	Italy DDP	Faeroe Islands
<b>John Dory/ Sainte Pierre Pez de San Pedro</b> <i>Zeus faber</i>	Frozen skin-on PBO, chemical free, 100% net weight, IQF,Bulk, frozen weight +count	60-100 g/pc	8.40	9.40	Germany CFR	China
		100-150	0.89	1.00		
		150-200	9.38	10.50		
		200-300	9.82	11.00		
	Fresh - gutted	600-800 g/pc	11.48	12.87	Italy CPT	Senegal
		800-1000	10.62	11.90 +		
		1000-2000	10.62	11.90 +		
<b>Sand steenbras/ Marbré/ Herrera</b> <i>Lithognathus mormyrus</i>	Fresh	500/700 g/pc	7.90	8.85 +	FCA	Morocco
		700/1000	7.90	8.85 +		
		Mixed	9.00	10.09 -		
		400-600	7.40	8.29		
		700-1000	9.60	10.76		
		200-300 g/pc	6.40	7.17	CPT	Spain
		300-500	8.30	9.30		
	Mediterranean 200-300	9.20	10.31			
		300-500	9.75	10.93		

Fish Species Trade Name	Product Form	Grading	Price per kg		Reference & Area	Origin
			As stated	EUR USD		
<b>FLATFISH</b>						
<b>May 2016</b>						
<b>Turbot/Rodaballo</b> <i>Psetta maxima</i>	Fresh - whole cultured	0.5-1 kg/pc	8.70	9.75	Spain CIF	Spain
		1-2	17.25	19.33		
		2-3	18.95	21.24 +		
		3-4	11.10	12.44 +		
	Fresh - whole wild	< 0.5 kg/pc	6.20	6.95		Netherlands
		0.4-0.6	3.95	4.43		
		0.5-0.8	9.35	10.48		
		0.5-1	8.35	9.36		
		0.8-1	13.45	15.07		
		1-2	9.35	10.48		
		2-3	17.45	19.56		
		3-4	19.45	21.80		
Fresh - whole	0.4-0.6 kg/pc	6.50	7.28	Italy CPT	Spain/Portugal	
	0.8-1	9.20	10.31 +			
	1-1.5	8.50	9.53 +			
	1.5-2	9.50	10.65 +			
	2-2.5	8.50	9.53 =			
	3-4	11.04	12.37 -			
	0.5-1	6.94	7.78			
	0.7-1	7.03	7.88			
	1-2	1.05	1.18			
	2-3	16.20	18.16			
1-2 kg/pc	12.81	14.36 +	Netherlands			
	2-3	15.48		17.35 +		
<b>Sole/Sole/ Lenguado</b> <i>Solea vulgaris</i>	Fresh - whole wild	< 170 g/pc	9.50	10.65	Spain CIF	Spain
		170-220	12.20	13.67		
		200-300	12.95	14.51		
		200-250	17.45	19.56		
		300-400	14.95	16.75		
		400-500	19.95	22.36		
		500-600	24.45	27.40		
	Fresh - whole wild	200-300 g/pc	15.10	16.92	France	
		300-400	16.80	18.83		
		No. 3	11.75	13.17 -		
	Fresh - whole	No. 4	10.90	12.22 -	Italy CPT	Netherlands
		No. 5	8.90	9.97 -		
		No. 2	13.48	15.11 +		
	Fresh - gutted	No. 3	11.99	13.44 -	CIF	
		No. 4	11.53	12.92 -		
		No. 5	10.36	11.61 -		
	Fresh - whole	No. 2	12.16	13.63 -	Netherlands	
		No. 3	11.16	12.51 +		
		No. 4	9.75	10.93 -		
	Fresh - whole	No. 5	10.36	11.61 -	CIF	
No. 2		14.91	16.71			
No. 3		14.15	15.86			
<b>European plaice/ Plie d'Europe/ Solla europea</b> <i>Pleuronectes platessa</i>	Fresh - whole	300-400 g/pc	3.70	4.15	Spain CIF	Netherlands FOB for Italian market
		400-600	4.15	4.65		
		> 600	5.15	5.77		
	IQF, white skin-on, 25% glaze	No. 2	4.00	4.48 -		
IQF skin-off, 25% glaze		4.20	4.71 -			

Fish Species Trade Name	Product Form	Grading	Price per kg		Reference & Area	Origin
			As stated	EUR USD		
<b>FLATFISH (cont.)</b>						<b>May 2016</b>
<b>European Flounder/ Flet d'Europe/ Platija europea</b> <i>Platichthys flesus</i>	Fresh - fillets skin-on skinless	Large	3.75	4.20	Italy CPT	
		Large	5.75	6.44		
	whole		1.62	1.82	FCA	
			1.53	1.71 -		
<b>Greenland Halibut/ Reinhardtius hippoglossoides</b>	Fillet - skinoff, boneless, blockfrozen		No quotations		Denmark FOB	Greenland
<b>TUNAS/BILLFISHES</b>						<b>May 2016</b>
<b>Tuna/Thon/Atún</b> <i>Thunnus spp.</i>	Skipjack - whole	main size	1.43	1.60 -	Bangkok CFR	Western/Central Pacific Ocean
	Skipjack - whole		1.47	1.65 +	Ecuador ex-vessel	Eastern Tropical Pacific Ocean
	Yellowfin - whole		2.10	2.35 +		
	Skipjack - whole	main size	1.35	1.51 +	Seychelles FOB	Indian Ocean
	Yellowfin - whole		2.40	2.69 +		
	Skipjack - whole		1.30	1.46 +	Abidjan	Atlantic Ocean
	Yellowfin - whole	> 10 kg	2.30	2.58 +	ex-vessel	
	Skipjack - whole	1.8-3.4 kg/pc	1.45	1.63 +	Spanish Canneries CFR	Various origins
	Yellowfin - whole	> 10 kg	2.45	2.75 +		
	Skipjack - cooked & cleaned loins - vacuum packed	double cleaned	4.82	5.40 +	Italy DDP	Solomon Islands
	Yellowfin - cooked & cleaned loins - vacuum packed	double cleaned	5.18	5.80 +		Kenya/Mauri- tius/Solomon Is.
	Yellowfin - whole	3-10 kg	1.75	1.96	Spain DAT	Atlantic Ocean
	Bigeye - whole	> 10 kg	1.70	1.91		
	Yellowfin - whole	> 10 kg	1.78	1.99		
	Skipjack - whole	> 3.5 kg	1.50	1.68	DDP CFR	Eastern Pacific Ocean
	Yellowfin - frozen loins		4.35	4.88		
	Skipjack - frozen loins		3.50	3.92		
	Bigeye - frozen loins		3.80	4.26	CFR	Indian Ocean
	Albacore - frozen loins		na		Tunisia CFR	Ghana
	Skipjack	> 1.8 kg/pc	1.37	1.53 +	Europe CFR	Ecuador
	Skipjack - pre-cooked loins		5.36	6.00 +		
	Yellowfin - pre-cooked loins	double cleaned	7.14	8.00 +		
		single cleaned	6.70	7.50 +		
	Skipjack - whole		1.16	1.30	Ecuador FOB	
	Skipjack - whole	1.9-3.4 kg/pc	0.89	1.00		
		3.5-5	0.98	1.10		
	Yellowfin - pre-cooked loins	double cleaned	4.55	5.10		
		single cleaned	4.47	5.00		
	Skipjack - pre-cooked loins		3.84	4.30		
	<b>Swordfish/Espadon/ Pez espada</b> <i>Xiphias gladius</i>	Frozen at sea, DWT 100% net weight	30-50 kg/pc	6.20	6.95	Spain FOT
50-70			6.10	6.84		
Fresh - gutted Whole Mediterranean		< 12 kg/pc	11.80	13.22 +	Italy FCA	
		13-18	11.83	13.26 +		
		19-25	11.18	12.53 +		
Whole Atlantic		26-35	8.10	9.08	FCA	
		19-25	9.92	11.12		
	26-35	9.92	11.12 -			
	36-50	9.92	11.12 -			
	> 50	9.68	10.85 -			

Fish Species Trade Name	Product Form	Grading	Price per kg		Reference & Area	Origin
			As stated	EUR USD		
<b>SMALL PELAGICS</b>						<b>May 2016</b>
<b>Mackerel/Maquereau/ Caballa</b> <i>Scomber scombrus</i>	Fresh - whole	4-6 pc/kg	2.80	3.14	Italy CPT	France
	Fresh - Fillets butterfly cut		3.85	4.31 -		
	Whole	200-400 g/pc 300-500	No quotations		Netherlands/Poland FOB for Eastern Europe	UK
	H&G	> 200 g/pc	na			Greenl./Faroe. I
	Whole	3-4 pc/kg	1.05	1.18	Spain FOB	Spain
<b>Horse Mackerel/ Chincard/ Jurel</b> <i>Trachurus spp</i>	Whole	> 24 cm/pc	1.23	1.38	Morocco FOB for European market	Morocco
<b>Herring/Hareng/Arenque</b> <i>Clupeidae</i>	Fresh - fillet		2.62	2.94	Italy CPT	Denmark
	Fresh - whole	250-300 g/pc	0.99	1.11 -	Russian Fed. wholesale Moscow	Russian Fed.
		> 350	1.52	1.70		
		> 25	0.83	0.93 -	Russian Fed. wholesale Vladivostok	
		> 300	0.96	1.08 -		
> 250	0.91	1.02				
<b>Sprat/Sprat/Espadín</b> <i>Sprattus sprattus</i>	Fresh - whole	70-100 g/pc	0.33	0.37 +	Poland FOB	Baltic
			0.21	0.24 =		
<b>Sardine/Sardine/ Sardina</b> <i>Sardina pilchardus</i>	Fresh - whole		0.94	1.05 +	Italy CPT	Croatia
			1.20	1.34 +		Italy
	Fresh - fillet		4.45	4.99 +		France
			4.88	5.47		UK
<b>CEPHALOPODS</b>						<b>May 2016</b>
<b>Squid/Encornet/Calamar</b> <i>Loligo spp.</i>	Whole	S (< 18 cm)	5.80	6.50 +	Italy CIF	South Africa
		M (18-25)	6.10	6.84 +		
		L (25-30)	6.50	7.28 +		
		XL (>30)	6.30	7.06 +		
<i>Loligo gayi</i>	Whole	18-22 cm	4.95	5.55	Spain FCA	Falkland/ Malvinas Isl.
15-18		4.95	5.55			
12-16		4.95	5.55			
<i>Loligo vulgaris</i>	Fresh - whole	100-300 g/pc	11.79	13.21 -	Italy FCA	Morocco
		300-400	11.50	12.89 +		
		400-600	12.34	13.83 +		
		600-1000	13.50	15.13		
<i>Loligo duvacelli</i>	Whole	2 small	5.20	5.83	Mauritania FOB for European market	Mauritania
		3 small	4.50	5.04		
		4 small	4.00	4.48		
		small	5.70	6.39		
		medium	6.00	6.72		
		large	6.10	6.84		
<i>Loligo chinensis</i>	Whole cleaned,	< 5	3.75	4.20	Germany CFR	India
		< 10	3.66	4.10		
		11-20	2.90	3.25		
		21-40	2.50	2.80		
<i>Loligo chinensis</i>		< 3	4.15	4.65		China
		3-6	3.39	3.80		
		6-10	2.95	3.30		
		10-15	2.59	2.90		
		15-20	2.23	2.50		

Fish Species Trade Name	Product Form	Grading	Price per kg		Reference & Area	Origin
			As stated	EUR USD		
<b>CEPHALOPODS (cont.)</b>						<b>May 2016</b>
<i>Dosidicus gigas</i>	Raw fillet	2-4 kg/pc	0.88	<b>0.99</b>	Europe CFR	Chile
			0.98	<b>1.10</b>		Peru
	Raw tentacle	1-2, 2-3 kg/pc	0.88	<b>0.99</b>		Chile
		< 1, 1-2	0.85	<b>0.95</b>		Peru
		> 2	1.12	<b>1.25</b>		
	Raw wings whole without cartilage		0.54	<b>0.60</b>		Chile
			0.76	<b>0.85</b>		Peru
	Necks open with cartilage		0.58	<b>0.65</b>		Chile
			1.25	<b>1.40</b>		Peru
	Darum membraneless		2.23	<b>2.50</b>		
	Boiled wings - skin-on		1.25	<b>1.40</b>		
	Squid rings - thawed		<b>2.95</b>	3.31 -		Italy CPT
Squid stripes - thawed		<b>1.65</b>	1.85 -			
Tentacles		<b>1.97</b>	2.21 -			
<b>Octopus/Poulpe/Pulpo</b> <i>Octopus vulgaris</i>	Whole - FAS	T1	<b>8.95</b>	10.03	Morocco FOB, for Spanish market	Morocco
		T2	<b>7.95</b>	8.91		
		T3	<b>7.65</b>	8.57 +		
		T4	<b>7.25</b>	8.13 +		
		T5	<b>6.95</b>	7.79 +		
Sushi slice 100% net weight	7 g/pc	12.50	<b>14.00</b> -	Europe CFR	Indonesia	
	9 g	12.50	<b>14.00</b> -			
	boiled cut 100% net weight		7.73			<b>8.65</b>
Flower type 90% net weight	1-2 kg/pc	4.11	<b>4.60</b> -			
	>2	4.60	<b>5.15</b> -			
<i>Eledone moschata</i>	<b>Fresh</b>		<b>4.23</b>	4.67 +	Italy CPT FCA	Croazia
			<b>4.36</b>	4.81 +		Francia
			<b>4.33</b>	4.78 +		Spagna
		extra	<b>10.50</b>	11.58 -	CPT	Croazia
		small	<b>6.90</b>	7.61 -		
		medium	<b>4.50</b>	4.96 +		
		80-120 g/pc	<b>4.20</b>	4.63		Tunisia
50-80		<b>4.40</b>	4.85			
< 50		<b>4.50</b>	4.96			
<b>Cuttlefish/Seiche/ Sepia</b> <i>Sepia spp.</i>	Whole, cleaned, IQF 20% glaze	< 10 pc/kg	3.75	<b>4.20</b> =	Germany CFR	India
		11-20	3.75	<b>4.20</b> =		
	<b>Fresh</b> - whole	300-500 g/pc	<b>4.20</b>	4.71	Italy FCA CPT	France/UK
		500-1000	<b>4.29</b>	4.81 +		
	IQF, 10% glaze	100-200 g/pc	<b>5.00</b>	5.60	FOB	Morocco
200-300		<b>5.20</b>	5.83 +			
300-400		<b>5.20</b>	5.83 +			
400-600		<b>5.20</b>	5.83 +			
	600-800	<b>5.20</b>	5.83 +			

Fish Species Trade Name	Product Form	Grading	Price per kg		Reference & Area	Origin
			As stated	EUR USD		
<b>CRUSTACEANS</b>						
<b>May 2016</b>						
<b>Whiteleg shrimp/ Crevette pattes blanches/Camarón patiblanco</b> <i>Penaeus vannamei</i>	PD, chemical treatment 100% net weight treated with non-phosphate	31-40 pc/lb	9.11	<b>10.20</b> -	Europe CFR	Indonesia
		41-50	8.66	<b>9.70</b> +		
		51-60	8.31	<b>9.30</b> -		
		61-70	7.90	<b>8.85</b> +		
		71-90	7.68	<b>8.60</b> +		
		91-120	7.32	<b>8.20</b> =		
	Blanched, PD IQF, 20% glaze	10-20 pc/g	6.70	<b>7.50</b>	India	
		16-20	7.23	<b>8.10</b>		
		20-40	6.34	<b>7.10</b>		
		31-40	6.79	<b>7.60</b>		
		41-50	6.25	<b>7.00</b>		
		40-60	4.82	<b>5.40</b>		
		60-80	5.18	<b>5.80</b>		
		80-120	4.29	<b>4.80</b>		
	C&P, deveiled, tail-off IQF, 20% glaze	41-60 pc/lb	6.34	<b>7.10</b>	Viet Nam	
		61-80	6.07	<b>6.80</b>		
	Head-on, shell-on	20-30 pc/kg	9.51	<b>10.65</b> +	Central America	
		30-40	7.59	<b>8.50</b> +		
		40-50	6.88	<b>7.70</b> +		
		50-60	6.52	<b>7.30</b> +		
		60-70	6.03	<b>6.75</b> +		
		70-80	5.40	<b>6.05</b> +		
		80-100	5.18	<b>5.80</b> +		
100-120		4.73	<b>5.30</b> +			
120-140		3.75	<b>4.20</b> +			
Tails	21-25 pc/lb	10.14	<b>11.35</b> +			
	26-30	8.86	<b>9.92</b> +			
	31-35	8.07	<b>9.04</b> +			
	36-40	7.78	<b>8.71</b> +			
	41-50	7.58	<b>8.49</b> +			
	51-60	6.99	<b>7.83</b> +			
	61-70	6.10	<b>6.83</b> +			
	71-90	5.61	<b>6.28</b>			
	91-110	4.53	<b>5.07</b>			
Head-on, Shell-on	30-40 pc/kg	6.61	<b>7.40</b>	<b>South/Central America FOB</b> for European main ports		
	40-50	6.16	<b>6.90</b> +			
	50-60	6.07	<b>6.80</b> +			
	60-70	5.54	<b>6.20</b> +			
	70-80	5.09	<b>5.70</b> +			
	80-100	4.91	<b>5.50</b> +			
	> 100	4.38	<b>4.90</b> +			

Fish Species Trade Name	Product Form	Grading	Price per kg		Reference & Area	Origin
			As stated	EUR USD		
<b>CRUSTACEANS (cont.)</b>						<b>May 2016</b>
<b>Green tiger prawn/ Crevette tigrée verte/ Langostino tigre verde</b> <i>Penaeus semisulcatus</i>	Headless, shell-on, block 100% net weight, net count	41-50 pc/kg	6.79	<b>7.60</b>	Europe CFR	Belgium
		51-60	6.16	<b>6.90</b>		
		61-50	5.81	<b>6.50</b>		
		71-90	5.45	<b>6.10</b>		
		91-120	5.09	<b>5.70</b>		
		100-200	4.64	<b>5.20</b>		
		200-300	4.38	<b>4.90</b>		
	Headless, shell-on, block 100% net weight, net count PUD, RAW	71-90 pc/kg	6.34	<b>7.10</b>		
		91-120	6.07	<b>6.80</b>		
		100-200	5.81	<b>6.50</b>		
		200-300	5.36	<b>6.00</b>		
		300-500	4.73	<b>5.30</b>		
	PUD, RAW, IQF, 78% weight & 22% glaze 100% net weight, frozen count	61-70	4.91	<b>5.50</b>		
		71-90	4.55	<b>5.10</b>		
		91-120	4.42	<b>4.95</b>		
		100-200	4.11	<b>4.60</b>		
200-300		3.75	<b>4.20</b>			
PUD, Cooked, IQF, 78% weight & 22% glaze 100% net weight, frozen count	61-70	5.54	<b>6.20</b>			
	71-90	5.36	<b>6.00</b>			
	91-120	5.18	<b>5.80</b>			
	100-200	5.00	<b>5.60</b>			
	200-300	4.42	<b>4.95</b>			
<b>Metapenaeus shrimps/ Crevettes Metapenaeus Camarones Metapenaeus</b> <i>Metapenaeus spp</i>	Untreated, net weight, net count	100-200 pc/kg	5.98	<b>6.70</b>	India	
		200-300	5.14	<b>5.75</b>		
		300-500	4.42	<b>4.95</b>		
<b>Argentine red shrimp/ Salicoque rouge/ d'Argentine/Camarón langostín argentino</b> <i>Pleoticus muelleri</i>	Head-on, shell-on	10-20 pc/kg	<b>7.50</b>	8.41 +	Spain EXW	Argentina
		20-30	<b>6.70</b>	7.51 +		
		30-40	<b>6.50</b>	7.28 +		
		40-60	<b>6.40</b>	7.17 +		
<b>Black tiger/Crevette tigrée/Camarón tigre</b> <i>Penaeus monodon</i>	Headless 20% glaze, IQF	8-12 pc/lb	12.06	<b>13.50</b>	Europe/ Russian Fed.	Bangladesh
		13-15	11.61	<b>13.00</b>		
		16-20	8.75	<b>9.80</b>		
		21-25	5.81	<b>6.50</b>		
		26-30	5.63	<b>6.30</b>		
	Headless, shell-on, block frozen	13-15 pc/kg	11.61	<b>13.00</b>	Europe CFR	Belgium
		16-20	11.61	<b>9.50</b>		
		21-25	8.48	<b>8.20</b>		
		26-30	7.32	<b>7.50</b>		
		31-40	6.70	<b>7.10</b>		
HOSO, net weight, net count block frozen	10-20 pc/kg	14.29	<b>16.00</b> *	Europe CFR	India	
	20-30	9.82	<b>11.00</b> *			
<b>Deep-water rose shrimp/ Crevette rose du large/ Gamba de altura/</b> <i>Parapenaeus longirostris</i>	Fresh - Peeled tail	Mixed	<b>10.00</b>	11.37 =	Italy CPT	Italy

Fish Species Trade Name	Product Form	Grading	Price per kg		Reference & Area	Origin		
			As stated	EUR USD				
<b>CRUSTACEANS (cont.)</b>						<b>May 2016</b>		
<b>Common shrimp/ Crevette grise/Quisquilla</b> <i>Crangon crangon</i>	Fresh, shell-on			31.75 35.58	Spain CIF	Netherlands		
	Head-on, shell-on			11.70 13.11				
<b>Norway lobster/ Langoustine/Cigala</b> <i>Nephrops norvegicus</i>	Fresh - Whole 4X1.5 kg	3-5 pc/kg		na	DDP			
		4-7		25.35 26.97				
		6-9		20.85 22.18				
		8-12		19.35 20.59				
		11-15		19.75 21.01 =				
		16-20		16.60 18.60 +				
		20-30		13.55 15.19				
		31-40		12.25 13.73 +				
		41-50		7.35 8.24 =				
	Tails	40-60		13.35 14.96				
Whole	00 pc/kg	€ -		13.78 15.44	Spain CIF	Scotland		
		€ 1.00		10.98 12.31				
		€ 2.00		9.68 10.85				
		€ 3.00		8.48 9.50				
		€ 4.00		7.28 8.16				
		€ 5.00		5.15 5.77				
Fresh - whole	5-9 pc/kg	11-15		21.00 23.53		Netherlands		
		16-20		18.90 21.18				
		20-30		15.45 17.31				
		31-40		13.00 14.57				
		41-50		10.70 11.99				
Fresh - whole, head	8-10 pc/kg	11-15		16.70 18.72	Italy CPT	Denmark/ UK		
		16-20		14.96 16.77 -				
		21-30		12.59 14.11 +				
		41-50		10.33 11.58 -				
				5.17 5.79 -				
<b>European lobster/ Homard européen/ Bogavante</b> <i>Homarus gammarus</i>	Live - bulk	400-600 g/pc		20.00 22.41 -	France delivered to French vivier	Ireland		
	Fresh - whole	600-800		20.00 22.41 -				
		Large		23.02 25.80 +				
<b>American lobster/ Homard américain/ Bogavante americano</b> <i>Homarus americanus</i>	Live hard shell			17.74 19.88 +	Italy CPT	Canada		
				15.06 16.88 +			USA	
				11.71 13.12 +				
	Live soft shell				17.74 19.88 +	Canada FOB for European mkt	Canada	
					15.06 16.88 +			
	Popsicle	< 450 g/pc (canner size)			CAN 25.00 19.87 17.71			
					CAN 26.00 19.87 17.71			
Whole <b>cooked</b> netted lobster	canners market			CAN 16.70 12.76 11.38				
				CAN 17.95 13.72 12.23				
<b>Edible crab/Tourteau/ Buey de mar</b> <i>Cancer pagurus</i>	Live	T2 13-16 cm		3.13 3.51 -	France Auction	France		
<b>Spinous spider crab/ Araignée européenne/ Centolla europea/ Canada</b>	Fresh - female			5.30 5.94	Italy CPT	UK		
				4.50 5.04				
	Fresh - female						3.73 4.18 +	France
							3.43 3.84 -	
Fresh-female	small			2.93 3.28 +				
				2.20 2.47 +				



Fish Species Trade Name	Product Form	Grading	Price per kg		Reference & Area	Origin		
			As stated	EUR USD				
<b>BIVALVES</b>						<b>May 2016</b>		
<b>Oyster/Huître/Ostra</b> <i>Crassostrea gigas</i>	Live	No. 3	4.00	4.48 =	France prod. Price/ average export price	Ireland/France		
		60-100 g/pc	16.56	18.56 =	Spain CIF	Netherlands		
		95-110 g/pc	19.19	21.51 =		Italy		
<i>Ostrea edulis</i>		>130	13.85	15.52 =		Netherlands		
<b>Mussel/Moule/Mejillón</b> <i>Mytilus edulis</i>	Live - Bottom mussel		2.10	2.35 =	France wholesale	France		
			1.80	2.02 =		Netherlands		
<i>Mytilus galloprovincialis</i>	Live - Rope	60-80 pc/kg	2.00	2.24 =		Spain		
<b>Mussel/Moule/Mejillón</b> <i>Mytilus chilensis</i>	Fresh	20-25 pc/kg	no quotation		Spanish market EXW			
		25-30						
		30-40						
		40-70						
			1.28	1.43 +	Italy CFA	Italy		
			1.28	1.43 +				
	Fresh - whole	shell on		1.25	1.40 +	Italy FCA	Spain	
				2.15	2.41 +			
				1.24	1.39 +			
				1.79	2.00 -			
			2.15	2.41 +				
		2.15	2.41 +	CPT				
IQF - shell-off, 7% glaze	200-300 pc/kg	4.10	4.59 +	CIF	Chile			
Cooked mussel meat IQF	100-200 pc/kg		2.99	3.35	France CIF			
		200-300	2.90	3.25				
		300-500	2.77	3.10				
Cooked mussel whole shell, IQF	80-100 pc/kg	1.96	2.20					
<b>Razor shell/Couteau/ Navajas - Solenidae</b>	Fresh	S	7.80	8.74 =	Spain CIF	Ireland		
		M	8.70	9.75 =				
		L	9.40	10.53 =				
	Live	10-12 cm/pc	3.50	3.92 -		Netherlands		
<b>SALMON</b>						<b>May 2016</b>		
<b>Atlantic salmon/ Saumon de l'Atlantique/ Salmón del Atlántico</b> <i>Salmo salar</i>	Fresh - gutted, head-on Superior quality	2-3 kg/pc	5.50	6.16 -	France CIF	Scotland		
		3-4	7.40	8.29 -				
		4-5	7.30	8.18 +				
		5-6	7.30	8.18 +				
		> 6	7.40	8.29 +				
	Fresh - gutted, head-on Superior quality	2-3 kg/pc		4.80	5.38 -	Norway FOB	Norway	
			3-4	6.30	7.06 -			
			4-5	6.50	7.28 -			
			5-6	6.50	7.28 -			
			> 6	6.50	7.28 -			
		1-2 kg/pc		NOK 37.54	4.01			4.50
			2-3	NOK 44.56	4.76			5.34
			3-4	NOK 49.72	5.31			5.96
			4-5	NOK 50.77	5.42			6.08
5-6	NOK 51.36		5.49	6.15				
	6-7	NOK 51.54	5.51	6.17				
	7-8	NOK 52.04	5.56	6.23				
	8-9	NOK 52.50	5.61	6.29				
	> 9	NOK 51.21	5.47	6.14				

Fish Species Trade Name	Product Form	Grading	Price per kg			Reference & Area	Origin		
			As stated	EUR	USD				
<b>SALMON (cont.)</b>							<b>May 2016</b>		
Atlantic salmon/ Saumon de l'Atlantique/ Salmón del Atlántico <i>Salmo salar</i>	Fresh	3-4 kg/pc		<b>6.90</b>	7.73	Spain CFR			
	guttled, head-on	4-5 kg/pc		<b>4.80</b>	5.38	Tunisia CFR			
		5-6		<b>4.80</b>	5.38				
		Fresh - salmon cubes 8x8x8		<b>9.73</b>	10.90	Europe CFR			
	IQF - salmon slices	Fresh - Whole - Superior	2-3 kg/pc		<b>3.52</b>	3.94		Italy FCA	
			3-4		<b>4.44</b>	4.98			
			4-5		<b>4.62</b>	5.18			
			5-6		<b>4.69</b>	5.26			
			6-7		<b>4.77</b>	5.35			
			7-8		<b>5.05</b>	5.66			
			8-9		na				
			9-10		na				
			3-4		<b>5.32</b>	5.96			CIF
			4-5		<b>5.45</b>	6.11			
	5-6		<b>5.35</b>	6.00					
	IQF portion	100-150 g/pc		<b>10.50</b>	11.77	-		Denmark	
	Head-on, gutted, grade 1	6-7 kg/pc		<b>5.08</b>	5.69	Denmark DDP		Chile	
Fillet, interleaved	1-2 lb/pc		<b>4.87</b>	5.46					
	2-4		<b>4.17</b>	4.67					
Fillet, VAC	1-2 lb/pc		<b>6.10</b>	6.84					
	3-4		<b>6.15</b>	6.89					
Fillet, IQF	2-3 lb/pc		<b>6.15</b>	6.89					
	4-5		<b>6.88</b>	7.71					
Bits and pieces			5.58	<b>6.25</b>	Europe CIF				
scapped meat			4.33	<b>4.85</b>					
<b>TROUT</b>							<b>May 2016</b>		
Trout/Truite/Trucha <i>Salmo trutta</i>	Whole, gutted, <b>fresh on ice</b>	0.25-0.4 kg/pc	HUF	<b>1535</b>	4.85 5.44	Hungary ex-farm	Hungary		
	Fillet - farmed	200-400 g/pc		<b>8.20</b>	9.19 -	Italy ex-farm	Italy		
	Live - farmed	500-700 g/pc		<b>3.40</b>	3.81 -				
Rainbow trout/ Truite arc-en-ciel/ Trucha arco iris <i>Oncorhynchus mykiss</i>	Live - farmed	250-400 g/pc		<b>4.20</b>	4.71 -				
	Guttled	250-400 g/pc		<b>3.20</b>	3.59 =				
<b>FRESHWATER FISH</b>							<b>May 2016</b>		
Carp/Carpe/Carpa <i>Cyprinus spp.</i>	Live	1.2-5 kg/pc	HUF	<b>701</b>	2.21 2.48 =	Hungary ex farm	Hungary		
	Fresh, whole, gutted, head-off	0.7-4.5 kg/pc	HUF	<b>1121</b>	3.54 3.97				
	Fresh on ice - slices		HUF	<b>1332</b>	4.21 4.72				
	Fresh on ice - fillets		HUF	<b>1514</b>	4.78 5.36				
Crucian Carp/Carassin Carpín <i>Carassius carassius</i>	Live	0.45-0.9 kg/pc	HUF	<b>392</b>	1.24 1.39 =				
Grass Carp/ Carpe chinoise/Carpa China <i>Ctenopharyngodon idellus</i>	Live	0.8-3 kg/pc	HUF	<b>701</b>	2.21 2.48 =				
	Fresh, whole, gutted, head-off		HUF	<b>1093</b>	3.45 3.87				
Bighead carp/Carpe à grosse tête/Carpa capezona <i>Aristichthys nobilis</i>	Fresh gutted, head-off	0.7-5.0 kg/pc	HUF	<b>694</b>	2.19 2.46				
	Fresh on ice - slices		HUF	<b>806</b>	2.55 2.85				
	Fresh on ice - fillets		HUF	<b>919</b>	2.90 3.26				
	Live	1-5.5 kg/pc	HUF	<b>385</b>	1.22 1.36 -				

Fish Species Trade Name	Product Form	Grading	Price per kg		Reference & Area	Origin		
			As stated	EUR USD				
<b>FRESHWATER FISH (cont.)</b>						<b>May 2016</b>		
<b>Nile perch/Perche du Nil/Perca del Nilo</b> <i>Lates niloticus</i>	Fillet - skinless	300-500 g/pc		4.91	<b>5.50</b>	EU CFR	Uganda	
	Interleaved, 100% net weight	500-1000		4.60	<b>5.15</b> -			
	<b>Fresh whole</b> yellow	200-400 g/pc			<b>2.57</b>	2.88	Italy FCA	Tanzania
			red		<b>3.50</b>	3.92 -		
			green		<b>3.45</b>	3.87 +		
	<b>Fresh fillet</b>	200-400 g/pc			<b>3.40</b>	3.81 -		
	400-700			<b>3.32</b>	3.72 -			
	Fillet - skinless, PBI, IWP	500-1000 g/pc		4.73	<b>5.30</b> +	Spain CFR		
<b>Nile Tilapia/Tilapia du Nil/Tilapia del Nilo</b> <i>Oreochromis niloticus</i>	Fillet - skinless, IQF, PBO non-treated, 10% glaze	5-7 oz/pc		3.66	<b>4.10</b> =		China	
<b>North African catfish/Poisson chat nord-africaine/pez gato</b> <i>Clarias gariepinus</i>	<b>Fresh - fillets skinless</b>		HUF <b>1304</b>	4.12	4.62	Hungary ex farm	Hungary	
	<b>Fresh - fillets skin-on</b>		HUF <b>1675</b>	5.29	5.93			
	<b>Fresh, whole, gutted, head-off</b>		HUF <b>1191</b>	3.76	4.22			
<b>European catfish/Silure glane/Siluro</b> <i>Silurus glanis</i>	<b>Live</b>	0.8- 4 kg/pc	HUF <b>1682</b>	5.31	5.96 =			
	<b>Fresh on ice - slices</b>		HUF <b>1121</b>	3.54	3.97 -			
	<b>Fresh on ice - fillets</b>		HUF <b>1606</b>	5.07	5.69 -			
<i>Pangasius</i> spp.	Fillet refreshed			<b>3.55</b>	3.98	Italy CIF CPT	Vietnam	
	Fillet, IQF, white - 20% glaze	120-170 g/pc		<b>1.87</b>	2.10 +			
	Fillet, IQF, white - 20% glaze	170-220		<b>1.87</b>	2.10 +			
	Fillet, IQF, white - 5% glaze			<b>3.26</b>	2.10			
	Fillet, IQF, white - 20% glaze	120-170-220		1.80	<b>2.02</b>	Spain CFR		
	Fillet, 100% net weight, IQF	g/pc		2.23	<b>2.50</b>			
	Fillet, 100% net weight, interlvd			2.19	<b>2.45</b>			
<b>NON-TRADITIONAL SPECIES</b>						<b>May 2016</b>		
<b>Sturgeon/Esturgeon/Esturione</b> <i>Acipenseridae</i>	Frozen - Whole	1.5-2 kg/pc		<b>5.00</b>	5.60 =	France CIF	France	
	Gutted	5-7 kg/pc		<b>6.50</b>	7.28 =			
	Fillets	200-300 g/pc		<b>10.50</b>	11.77 =			
		800-1000		<b>10.50</b>	11.77 =			
<i>A.baeri</i>	<b>Caviar</b> (Aquitaine) metal boxes			<b>1.30</b>	1.46 =			
<b>Ribbonfish</b> <i>Trichiurus lepturus</i>		300-1500 g/pc		<b>2.50</b>	2.80	Europe CFR	Senegal	
<b>SEABASS/SEABREAM/MEAGRE</b>						<b>May 2016</b>		
<b>Seabass/Bar, Loup/Lubina</b> <i>Dicentrarchus labrax</i>	<b>Fresh - whole farmed</b>	200-300 g/pc		<b>5.10</b>	5.72 +	Greece FOB	Greece	
		300-450		<b>5.20</b>	5.83 +			
		450-600		<b>5.20</b>	5.83 +			
		600-800		<b>5.80</b>	6.50 +			
		800-1000		<b>9.50</b>	10.65 +			
		> 1000		<b>10.50</b>	11.77 +			
	200-300 g/pc	300-450		<b>5.30</b>	5.94 +	Italy CIF		
		450-600		<b>5.40</b>	6.05 +			
		600-800		<b>6.00</b>	6.72 +			
		800-1000		<b>9.70</b>	10.87 +			
		> 1000		<b>10.70</b>	11.99 +			

Fish Species Trade Name	Product Form	Grading	Price per kg		Reference & Area	Origin
			As stated	EUR USD		
<b>SEABASS/SEABREAM/MEAGRE (cont.)</b>						<b>May 2016</b>
<b>Seabass/Bar, Loup/Lubina</b> <i>Dicentrarchus labrax</i>	<b>Fresh - whole farmed</b>	200-300 g/pc	5.35	6.00 +	France CIF	Greece
		300-450	5.45	6.11 +		
		450-600	5.45	6.11 +		
		600-800	6.05	6.78 +		
		800-1000	9.75	10.93 +		
		> 1000	10.75	12.05 +		
		200-300 g/pc	5.34	5.98 +	Spain CIF	
		300-450	5.44	6.10 +		
		450-600	5.44	6.10 +		
		600-800	6.04	6.77 +		
		800-1000	9.74	10.92 +		
		> 1000	10.74	12.04 +		
		200-300 g/pc	5.37	6.02 +	Germany CIF	
		300-450	5.47	6.13 +		
		450-600	5.47	6.13 +		
		600-800	6.07	6.80 +		
		800-1000	9.77	10.95 +		
		> 1000	10.77	12.07 +		
		200-300 g/pc	5.35	6.00 +	Portugal CIF	
		300-450	5.45	6.11 +		
		450-600	5.45	6.11 +		
		600-800	6.05	6.78 +		
		800-1000	9.75	10.93 +		
		> 1000	10.75	12.05 +		
	200-300 g/pc	5.53	6.20 +	UK CIF		
	300-450	5.63	6.31 +			
	450-600	5.63	6.31 +			
600-800	6.23	6.98 +				
800-1000	9.93	11.13 +				
> 1000	10.93	12.25 +				
200-300 g/pc	4.54	5.09 +	Italy CIF			
300-450	5.16	5.78 -				
450-600	6.29	7.05 +				
600-800	6.92	7.76 +				
800-1000	8.22	9.21 +				
1000-1500	9.44	10.58 +				
> 1500	11.54	12.93 +				
> 2000	15.86	17.77 +				
200-300 g/pc	4.40	4.93	Spain CIF	Canary Island (Spain)		
300-400	4.70	5.27				
400-600	5.70	6.39				
600-800	7.91	8.86				
800-1000	10.21	11.44				
1000-2000 g/pc	10.80	12.10 -	Spain CIF	France		
2000-3000	11.80	13.22 -				
3000-4000	14.30	16.03 -				
<b>Fresh - whole - wild Atlantic</b>	1000-2000 g/pc	na	Italy FCA	Morocco		
	> 2000	na				
	> 3000	na				

Fish Species Trade Name	Product Form	Grading	Price per kg		Reference & Area	Origin
			As stated	EUR USD		
<b>SEABASS/SEABREAM/MEAGRE (cont.)</b>						<b>May 2016</b>
<b>Seabass/Bar, Loup/Lubina</b> <i>Dicentrarchus labrax</i>	<b>Fresh - whole - wild</b> Mediterranean	400-600 g/pc	na		Italy CPT	Egypt
		600-800	12.00	13.45 =		
		800-1000	12.00	13.45 =		
		1000-2000	12.00	13.45 =		
		> 2000	12.00	13.45 =		
		> 3000	33.00	36.98		
	<b>Farmed - Orbetello</b>	Large	10.70	11.99 =	FCA	Italy
		Medium	9.70	10.87 =		
		Small	7.59	8.51 *		
	<b>Gilthead seabream/ Dorade royale/Dorada</b> <i>Sparus aurata</i>	<b>Fresh - whole</b> farmed	200-300 g/pc	4.20	4.71 -	Greece FOB
300-450			4.80	5.38 -		
450-600			5.20	5.83 =		
600-800			6.00	6.72 +		
800-1000			7.50	8.41 -		
> 1000			8.50	9.53 -		
200-300 g/pc			4.40	4.93 -	Italy CIF	
300-400			5.15	5.77		
300-450			5.00	5.60 -		
450-600			5.40	6.05 =		
600-800			6.20	6.95 +		
800-1000			7.70	8.63 -		
200-300 g/pc			4.45	4.99 -	France CIF	
300-450			5.05	5.66 -		
450-600			5.45	6.11 =		
600-800			6.25	7.00 +		
800-1000			7.75	8.69 -		
> 1000			8.75	9.81 -		
200-300 g/pc			4.44	4.98 -	Spain CIF	
300-450			5.04	5.65 -		
450-600			5.44	6.10 =		
600-800			6.24	6.99 +		
800-1000			7.74	8.67 -		
> 1000			8.74	9.79 -		
200-300 g/pc	4.47	5.01 -	Germany CIF			
300-450	5.07	5.68 -				
450-600	5.47	6.13 =				
600-800	6.27	7.03 +				
800-1000	7.77	8.71 -				
> 1000	8.77	9.83 -				
200-300 g/pc	4.45	4.99 -	Portugal CIF			
300-450	5.05	5.66 -				
450-600	5.45	6.11 =				
600-800	6.25	7.00 +				
800-1000	7.75	8.69 -				
> 1000	8.75	9.81 -				

Fish Species Trade Name	Product Form	Grading	Price per kg		Reference & Area	Origin
			As stated	EUR USD		
<b>SEABASS/SEABREAM/MEAGRE (cont.)</b>						<b>May 2016</b>
<b>Gilthead seabream/ Dorade royale/Dorada</b> <i>Sparus aurata</i>	Fresh - whole farmed	200-300 g/pc	4.63	5.19 -	UK CIF	Greece
		300-450	5.23	5.86 -		
		450-600	5.63	6.31 =		
		600-800	6.43	7.21 +		
		800-1000	7.93	8.89 -		
		> 1000	8.93	10.01 -		
	farmed wild	600-800 g/pc	12.74	14.28 -	Italy FCA	Morocco
		800-1000	13.98	15.67 -		
		1000-2000	17.14	19.21 -		
		> 2000	19.18	21.49 +		
		300-400 g/pc	5.40	6.05 -	CIF	Greece
		400-600 g/pc	11.00	12.33 -	CPT	Egypt
		600-800	12.00	13.45 =		
800-1000	12.00	13.45 =				
farmed Orbetello	1000-2000	12.00	13.45 =	FCA	Italy	
	Large	10.70	11.99 =			
	Medium	9.70	10.87 =			
<b>Meagre/Maigre commun/Corvina</b> <i>Argyrosomus regius</i>	Fresh - Whole farmed	500-1000 g/pc	5.00	5.60	CIF	Greece
		1000-2000	5.00	5.60 -		
		> 2000	5.00	5.60 -		
		> 3000	5.00	5.60 -		
	wild	> 2000 g/pc	6.33	7.09 +	CPT	Egypt
		600-800 g/pc	8.50	9.53		
		800-1000	9.40	10.53 =		
		1000-2000	9.40	10.53 =		
		2000-4000	9.40	10.53 =		

## PRICE REFERENCE (INCOTERMS 2010)

CFR	Cost and Freight
CIF	Cost, Insurance and Freight
CIP	Carriage and Insurance Paid To
CPT	Carriage Paid To
DAT	Delivered at Terminal
DAP	Delivered at Place
DDP	Delivered Duty Paid
EXW	Ex Works
FCA	Free Carrier
FAS	Free Alongside Ship
FOB	Free on Board

*(DAF, DES, DEQ and DDU have been cancelled)*

## PRODUCT FORM

C&P	Cooked and Peeled
FAS	Frozen at Sea
H&G	Headed and Gutted
HOG	Head on Gutted (salmon)
IQF	Individually Quick Frozen
IWP	Individually Wrapped Pack
PBI	Pinbone In
PBO	Pinbone Off
PD	Peeled and Deveined
PTO	Peeled Tail On
PUD	Peeled, Undeveined

## SYMBOLS

- + Price increased in original currency since last report
- Price decreased in original currency since last report
- = Updated but unchanged price
- \* New insertion
- Not updated since last issue

## CURRENCY RATES

		USD	EUR
Canada	CAD	1.31	1.47
Hungary	HUF	282.33	316.62
Norway	NOK	8.35	9.36
USA	USD		1.12
EU	EUR	0.89	
Denmark	DKK	6.64	7.44

Exchange Rates: 18.05.2016

**The European Fish Price Report** is a monthly GLOBEFISH publication.  
This issue was prepared by Helga Josupeit, Wei Wang and Felix Dent.

It can be ordered from the **FISH INFONetwork**:

**FAO GLOBEFISH**

(Network coordinator)  
Viale delle Terme di Caracalla  
00153 Rome - Italy  
Tel: (39) 06 57055188  
Fax: (39) 06 57053020  
E-mail: [globefish@fao.org](mailto:globefish@fao.org)  
Web site: [www.globefish.org](http://www.globefish.org)

**INFOPECHE (Africa)**

Tour C, 19<sup>ème</sup> étage, Cité  
Administrative  
Abidjan 01 - Côte d'Ivoire  
Tel: (225) 20228980  
Fax: (225) 20218054  
E-mail: [infopeche@aviso.ci](mailto:infopeche@aviso.ci)  
Web site: [www.infopeche.ci](http://www.infopeche.ci)

**INFOPESCA**

(Latin America)  
Julio Herrera y Obes 1296  
11200 Montevideo - Uruguay  
Tel: (598) 2 9028701  
Fax: (598) 2 9030501  
E-mail: [infopesca@infopesca.org](mailto:infopesca@infopesca.org)  
Web site: [www.infopesca.org](http://www.infopesca.org)

**INFOYU (China)**

Room 514, Nongfeng Building  
No. 96 East Third Ring Road  
Chaoyang District  
Beijing 100122 – P.R. China  
Tel: (86-10) 59199614  
Fax: (86-10) 59199614  
E-mail: [infoyu@agri.gov.cn](mailto:infoyu@agri.gov.cn)  
Web site: [www.infoyu.net](http://www.infoyu.net)

**EUROFISH**

(Central and Eastern Europe)  
H.C. Andersens Blvd 44-46  
1553 Copenhagen - Denmark  
Tel: (45) 33377755  
Fax: (45) 33377756  
E-mail: [info@eurofish.dk](mailto:info@eurofish.dk)  
Web site: [www.eurofish.dk](http://www.eurofish.dk)

**INFOSAMAK**

(Arab Region)  
71 blvd Rahal El Meskini  
Casablanca 20 000 - Morocco  
Tel: (212) 522540856  
Fax: (212) 522540855  
E-mail:  
[infosamak@infosamak.org](mailto:infosamak@infosamak.org)  
Web site : [www.infosamak.org](http://www.infosamak.org)

**INFOFISH (Asia/Pacific)**

1st Floor, Wisma LKIM  
Jalan Desaria - Pulau Meranti  
47120 Puchong, Selangor DE  
Malaysia  
Tel: (603) 80649282/80649169  
Fax: (603) 2078 6804  
E-mail: [info@infofish.org](mailto:info@infofish.org)  
Web site: [www.infofish.org](http://www.infofish.org)

**INFOSA - sub-office**

**INFOPECHE (Southern Africa)**  
89, John Meinert Street- West  
Windhoek -Namibia  
Tel: (264) 61279430  
Fax: (264) 61279434  
E-mail:[infososa@infososa.org.na](mailto:infososa@infososa.org.na)  
Web site: [www.infososa.org.na](http://www.infososa.org.na)

**GLOBEFISH Market Reports are available from the GLOBEFISH web site:  
[www.fao.org/in-action/globefish](http://www.fao.org/in-action/globefish)**



# A workshop to celebrate the new partnership between GLOBEFISH and CAPPMA

**CAPPMA**, the China Aquatic Products Processing and Marketing Alliance, has recently joined the ranks of GLOBEFISH as a new partner.

The first outcome of this collaboration is the

## **Sustainable Aquaculture Production and Trade Workshop,**

which will take place in Xiamen, China on 26 May to discuss relevant issues regarding sustainable aquaculture production in order to meet rising food demand and boost local economies.

The workshop will take place during the biggest event exclusively dedicated to the aquaculture industry chain in China, the

## **Asia-Pacific Aquaculture Expo 2016 (APA Expo 2016).**

The Exposition will be held from **26-28 May 2016** at Xiamen City, Fujian Province, China, which produces 1/20 of the aquatic products in the world.

GLOBEFISH will be present at APA EXPO 2016



[www.apaexpo.com.cn](http://www.apaexpo.com.cn)

## ASIA-PACIFIC AQUACULTURE EXPO 2016

Co-located with: The 11th China International (Xiamen) Seafood EXPO

Asia-Pacific: The center of world aquaculture industry.  
China - Asia: Pacific's leading aquaculture nation.  
APA Expo: The sole aquaculture event in Asia-Pacific.

**May 26 - 28, 2016**

Xiamen International Conference Center  
& Exhibition Center, Fujian, China

Come to visit  
us at  
**Booth  
A-101**



Food and Agriculture  
Organization of the  
United Nations

Food and Agriculture Organization of the United Nations  
Fisheries and Aquaculture Policy and Resources Division  
Products, Trade and Marketing Branch  
Viale delle Terme di Caracalla  
00153 Rome, Italy  
Tel +39 06 5705 2884  
Fax +39 06 5705 3020  
[www.fao.org/in-action/globefish](http://www.fao.org/in-action/globefish)