



EUROPEAN PRICE REPORT



Issue 10/2016 October 2016

LATEST TRENDS

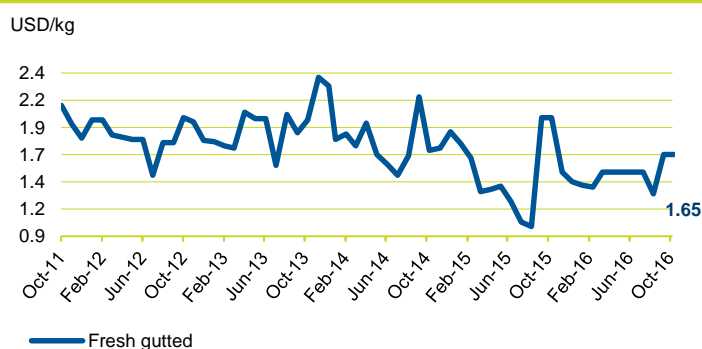
Overall, fish supply this year has been limited. This is especially true for groundfish, tuna, shrimp and squid. As demand for seafood in Europe continues to increase, prices of all major fish species trended upwards this year, and this trend is likely to continue during the closing months of the year and well into 2017.

CONXEMAR, recently held in Vigo, was a very successful event for the European fisheries industry, and the demand for stand space was greater than the available supply. Cephalopods and labour conditions for the fishing and fish processing industries were some of the key themes of side events at this important fair.

GROUNDFISH

The 2017 cod quota in the Barents Sea will be 10 percent lower than the 2016 quota. The Barents Sea cod recommendation, combined with slightly declining landings of Alaska pollock, will mean tighter groundfish supplies in 2017. Limited cod availability is already being seen this year, which, coupled with strong demand, has resulted in increasing prices.

COD - in Poland (FOB, origin: Baltic Sea)



Index for prices

Groundfish	9
Flatfish	10
Tuna	11
Small Pelagics	12
Cephalopods	12
Crustaceans	14
Bivalves	16
Salmon	16
Trout	17
Freshwater fish	17
Non Traditional Species	18
Seabass-Seabream-Meagre	18

The **European Fish Price Report**, based on information supplied by industry correspondents, aims to provide guidance on broad price trends. Price information is indicative and should be used only for forecasting medium- and long-term trends. FAO is not responsible for any errors or omissions.

Demand for wet-salted cod fillets from frozen raw material (*Gadus macrocephalus*) is starting to increase with the start of the main consumption period. Producer's stocks are low, however. Demand is also starting to strengthen for wet-salted cod fillets (*Gadus morhua*) from fresh raw material of Faroese and Icelandic origin. Availability of final product is limited as the new fishing season started in September.

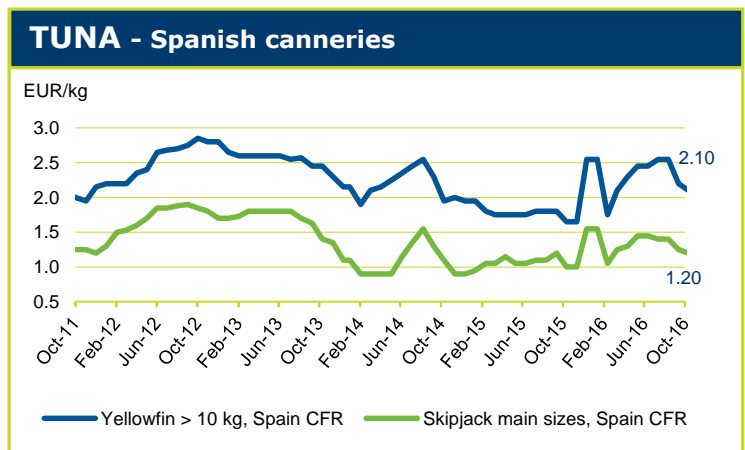
Demand for Alaska pollock is good on the Russian market, although availability of large Alaska Pollock is low. The price has risen and is expected to stay at the current level.

TUNA - BILLFISHES

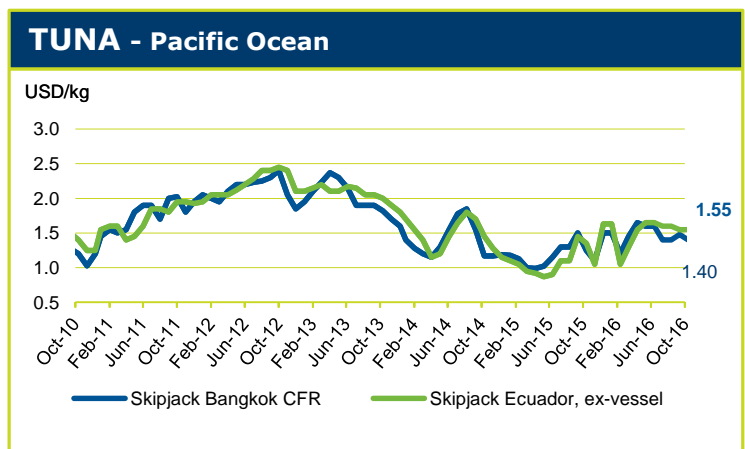
The canned tuna sector in Europe has shown little buying interest during the whole of this year, a trend which continued into October. Winter is not a very strong sales period for canned tuna in any case, so any improvements in the market are likely to be seen in March next year at the earliest. Overall, raw material prices are declining for both whole yellowfin and skipjack, although reports suggest prices for yellowfin loins have risen. The loin market is generally whole in terms of price trends.

Catches by Ecuadorian vessels after the lifting of the 2-month closure are reported to be slow, and prices were expected to go up, but vessels from the Western Pacific are also landing in Ecuador as demand is very slow in Thailand and other Asian countries. As a result, inventories at Ecuadorian canneries are currently high and the skipjack price has remained stable, despite the limited catches. However, some increase in prices is now foreseen in early 2017.

Catches in the Western and Central Pacific (WCP) remain at a slow-to-moderate level. The Japanese, Kiribati and Republic of Korea fleets have been able to set on FADs since 1 October, while the other fleets are now in their final month of FAD closure.



one or two months behind the tuna market as a

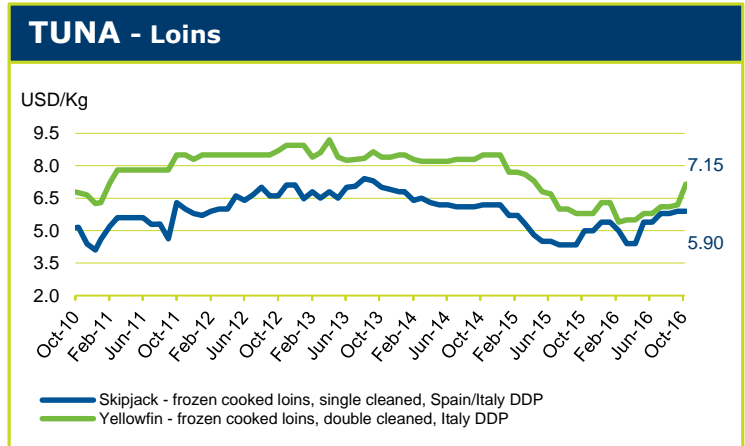


Thai Canneries are reporting healthy raw material inventories as fish arrivals from the Indian Ocean continues. The skipjack price at major canneries has decreased.

Catches in the Indian Ocean are being maintained at a moderate-to-good level and local canneries continue to report healthy raw material inventories. Transshipment activity continues with fish being diverted to the Bangkok market.

While fishing in the Atlantic Ocean has slowed down due to poor weather, raw material inventories at local canneries remain healthy. Skipjack and yellowfin prices for the canneries in Western Africa have declined somewhat.

European market prices for skipjack and yellowfin are also still declining for whole frozen, while they increased sharply for yellowfin loins.



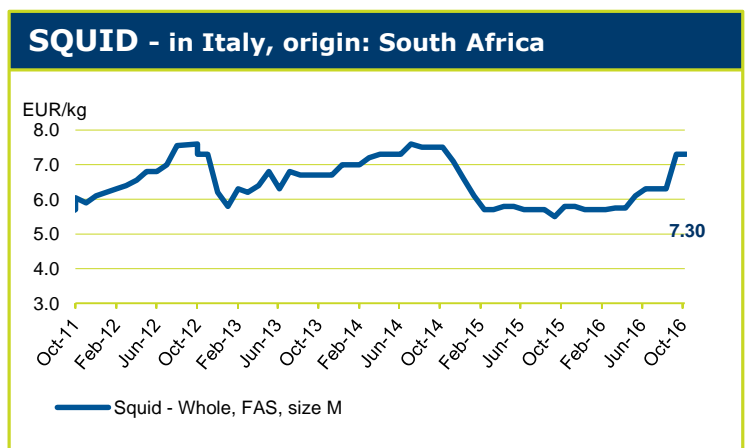
SMALL PELAGICS

Reports from the Moscow market point to stable prices for herring from the autumn catch, for which consumer interest and demand is increasing.

CEPHALOPODS

There is a severe lack of squid in the European market at the moment and low production from Latin America has overshadowed all activities this year. Inventories are practically empty, and prices are skyrocketing.

Landings of squid are good in South Africa, with a high proportion of small sizes. But continuing strong demand indicates just how starved the market is, especially with few alternative sources of

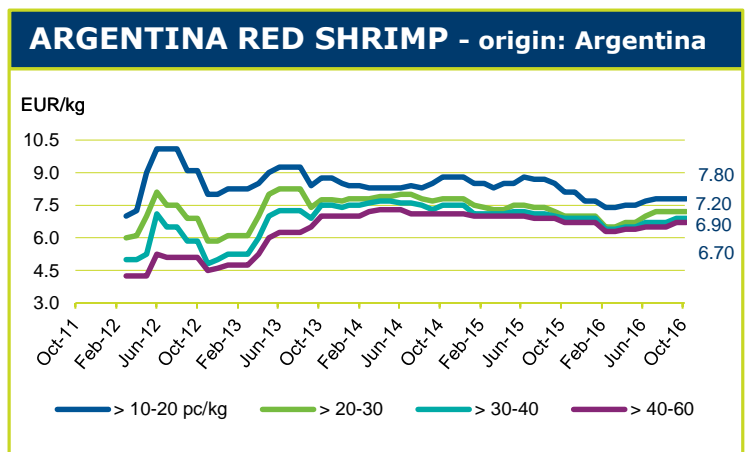


supply. Fishing will be halted on 19 October, reopening on 23 November, and the feeling is that there is appetite from the market even at the present price level.

Octopus prices are reportedly stable, but Morocco and Mauritania are just about to enforce a 2-month fishing ban, which should lead to price rises.

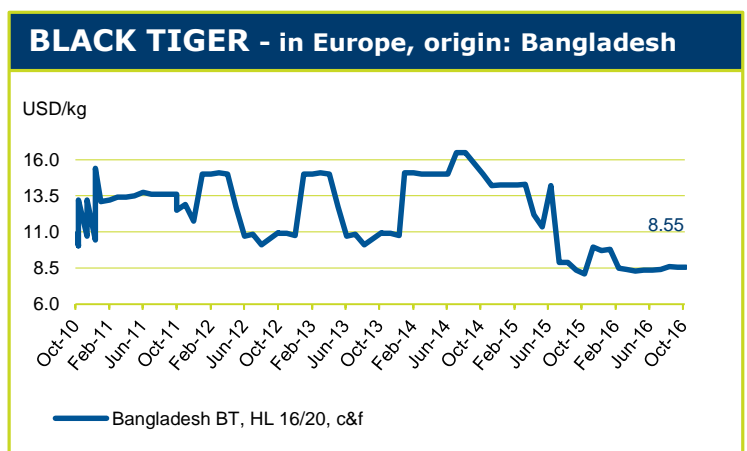
CRUSTACEANS

Demand for shrimp increased quite strongly during 2016 compared with last year. As a result, prices moved upwards for all species and all sizes. Indonesia, an important supplier to the European market, reported short supply as result of bad weather, white spot and white feces in September. Farmers have reduced stocking to prevent heavy losses. This situation is pushing up raw material prices day by day.



Shrimp fisheries in Argentina are declining and national authorities are envisaging closing the grounds under national jurisdiction, possibly several weeks before the 2015 closure date. Meanwhile, the catches of the trawler fleet targeting fresh shrimp production are not good either and this year's campaign is expected to be worse than previous years. This is applying significant upward pressure to prices at origin.

In Europe, although there are still stocks of sizes 10/20 and 20/30, the bad news arriving from Argentina has created some concern amongst buyers and they have started buying at high prices in order to secure the required volume as soon as possible for the next Christmas campaign. This fear of a supply shortfall is driving prices higher for all sizes.



Demand for crab typically rises in the latter part of the year as quality is optimum and processors start building stocks for market. Frequent price variation depending on weather.

Lobster prices are increasing as normal during the last quarter, as it is the end of the core fishing season and the main consumption period.

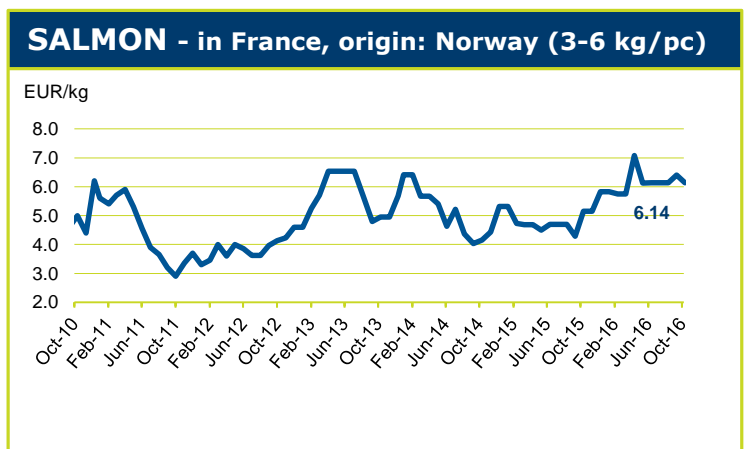
BIVALVES

Oyster mortalities were again present this summer and may leave a tighter supply demand situation in the last quarter as stocks will not be as high particularly for large sizes. Prices which had been down by about EUR 0.50/kg for the dozen this year, are likely to go up towards the festivity season.

The French Bouchot mussel season is in full production. Some Bouchot growing regions have been severely affected by mortalities with strong regional variations in rates of mortality. Dutch mussels are therefore well present in the French market and used as a promotional reference. Larger tray sizes are being used for promotional items.

SALMON

After the typical temporary drop in Norwegian farmed Atlantic salmon prices at the end of the third quarter that accompanies high late-summer harvest volumes, the trend has turned upwards once again in October as supply tightens once more and end-of-year demand kicks in. According to the NASDAQ salmon index, average prices for fresh farmed Atlantics out of Norway reached NOK 58.8/kg (US\$ 7.15/kg) in week 40, about 50 percent higher than the same week in 2015. The higher price level this year has translated into further export revenue gains for Norway, with the Norwegian Seafood Council (NSC) reporting total salmon exports of NOK 44 billion in the first three quarters of 2016, 30 percent higher than the same period last year. Exports to almost all of Norway's traditional EU markets, with the top two spots occupied by France and Poland, increased by at least 20 percent in value terms, with the exception of the United Kingdom where importers' purchasing power has been hurt by the significant weakening the British pound following the referendum vote to exit the European Union. On the production side in the UK, harvest volumes in the Scottish farmed salmon sector are expected to return to growth this year. In a recent report published by the Scottish government, production this year is forecast to reach 177 900 tonnes, approximately a 3.5 percent increase compared with 171 700 tonnes in 2015.



Biomasses at Norwegian farms have remained below last year’s levels for most of this year, and the expected result is a contraction of Norwegian supply. Combined with major production difficulties in the world’s other major farmed salmon producing country, Chile, and strong demand growth in both traditional and alternative markets, the result is that prices will continue to be supported at high levels for the foreseeable future. This is of course good news for producers, but they are mindful of the fact that costs are also expected to increase, with analysts from Nordea predicting that the cost of producing one kg of farmed salmon in Norway will reach NOK 40/kg (US\$ 4.87) by 2020. The result for the consumer is an inevitable and irreversible hike in retail prices, at least until there is major innovation at the farm level allowing us to produce more salmon more cheaply.

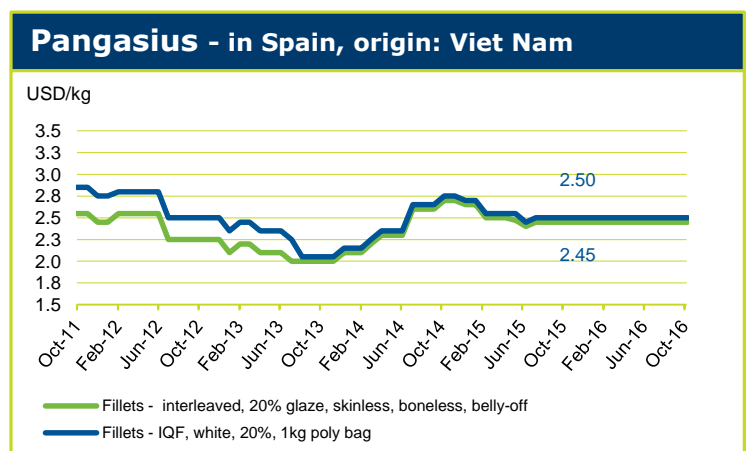
TROUT

In the first three quarters of 2016, Norwegian exports of farmed trout doubled compared with the same period in 2015, to a total of NOK 3 billion as reported by the NSC. This impressive jump in export revenues reflects the success of Norwegian efforts to develop a range of alternative markets, particularly in Asia and Eastern Europe, to compensate for their being shut off from the Russian market in August 2014. These efforts have in fact increased the industry’s sales to levels significantly above those observed before the Russian trade ban. As a consequence of this booming demand, biomasses have fallen at Norwegian trout farms and supply is tightening, meaning that trout prices can now be expected to trending upwards.

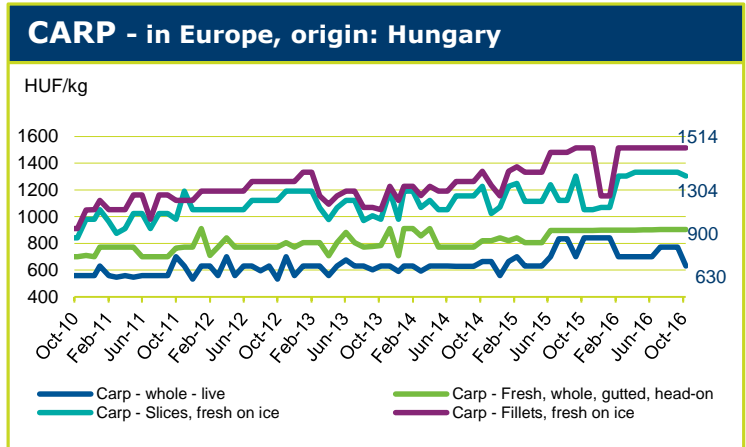
FRESHWATER FISH

Tilapia supply has been low this year due to extreme weather conditions in China which have impacted production. As a result, prices have been rising for most of the year and it is only this month that some downward price adjustments have been reported.

Pangasius prices are stable, meanwhile, and supply is steady this year after some significant cuts in 2015.



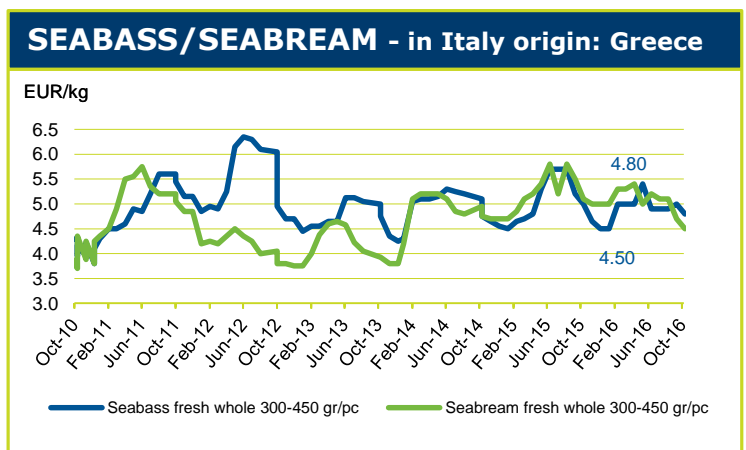
ile perch catches continue to be very disappointing, and prices have been increasing during all of 2016. Overall a price hike of almost 40 percent has been reported over the last year. This situation is unlikely to improve as this important resource has been overfished for several years now and the size of landed fish has declined. Indeed, the minimum legal size had to be lowered as otherwise the whole processing industry around Lake Victoria would lay idle. The demand in Europe for this fish continues to be strong, as its sweet taste and its pink colour are well accepted by consumers.



Carp supply in Hungary is good, and prices are going down slightly. Good weather conditions are allowing for easy transport of live fish to the market.

SEABASS - SEABREAM - MEAGRE

Prices of seabream are now lower than those of seabass, in contrast to the norm in recent years. This month, seabream prices have dropped significantly compared with September, by almost 5 percent, particularly for smaller sizes. Prices for seabass have also declined, but the drop is in the 1-2 percent range.



Year on year, prices on European markets for farmed bass and bream have been somewhat lower in 2016 compared with the relatively high levels seen last year, and October prices for Greek 300 – 450 gr/pc fish on the Italian market this month were €4.80/kg for bass and €4.95/kg for bream. These figures represent declines of 6 percent and 10 percent respectively compared with the same month in 2015.

Similar trends at the wholesale level can be observed in all the major European markets with the exception of France, where distinct consumer preferences mean price trends are often different. In general, market demand for both bass and bream, although still very seasonal, is good at present as slowly recovering economies in key EU markets boost consumers' willingness to spend. This is supplemented by the ongoing development, primarily by Turkish exporters, of new markets across the Middle East and in the US. Hence, the price decline is being driven by supply-side dynamics rather than demand-side, specifically increasing volumes coming out of Turkey, supported by exchange rate trends, and also out of Spain. Given the current price situation and the barely sustainable margins in the Greek sector in particular, the magnitude of further supply growth over the next few years is potentially a matter of concern for the industry considering particularly high juvenile production this year, 18 percent higher than in 2015. In the shorter term, prices can be expected to continue to slide downwards until the end of the year, before starting to climb again in the early 2015.

Fish Species Trade Name	Product Form	Grading	Price per kg			Reference & Area	Origin
			As stated	EUR	USD		
GROUND FISH							
October 2016							
Cod/Cabillaud, Morue/ Bacalao <i>Gadus morhua</i>	Fresh gutted		1.50	1.65 +		Poland FOB	Baltic Sea
	IQF portion, single frozen	100-150 g/pc	7.40	8.14 =		Italy CIF	Iceland
	Fresh - fillet	50-100 g/pc	4.00	4.40		CPT	Denmark
		100-200	6.86	7.54 +			
		200-400	8.00	8.80 +			
	Fresh - Whole	1-2 kg/pc	5.38	5.92 +			
		2-4	5.79	6.37 +			
	Fillet - wet salted - 1st quality produced from fresh raw material	700-1000 g/pc	8.50	9.35		Italy DDP	Iceland
	Portion single frozen, 10% glaze	100-150 g/pc	7.60	8.36		CIF	
	Stockfish	700 g/pc	23.00	25.30		DDP	Norway
<i>Gadus macrocephalus</i>	Fillet - wet salted - 1st quality produced from frozen raw material	400-700 g/pc	7.80	8.58		Italy CIP	Denmark
Hake/Merlu/Merluza <i>Merluccius capensis</i>	Minced block		1.58	1.74		Namibia FOB for Spanish market	Namibia
	IQF portion, trapeze	90-110 g/pc	5.90	6.49 +		Italy CIF	
	IQF	100-200 g/pc	6.20	6.82		Europe DDP	South Africa
<i>Merluccius merluccius</i>	Fresh - whole	100-200 g/pc	3.13	3.44		Italy CPT	Croatia
	Fresh - gutted	200-300	5.20	5.72			
		300-400	5.90	6.49 -			
<i>Merluccius productus</i>	Fillet, PBO		2.68	2.95		Spain EXW	USA
	Minced block		1.80	1.98			
Alaska pollack/Lieu de l'Alaska/Colín de Alaska <i>Theragra chalcogramma</i>	Fillet, PBO		2.77	3.05		Netherlands EXW	
	Minced block		1.86	2.05			
	Fillet, IQF	2-6 oz	2.48	2.73		Europe CFR	China
	Fillet, baby food quality					DDP	USA
	H&G	>25	1.05	1.15		Russian Fed. wholesale Vladivostok	Russian Fed.
		>30	1.06	1.17			
		>25	1.17	1.29			
Surimi (Alaska pollack)	Stick - Paprika	250 g/pc	2.55	2.80 =		France CFR	Spain
Hoki <i>Macruronus magellanicus</i>	H&G	100-300 g/pc	1.63	1.79		Spain FOB	
		300-500	1.63	1.79			
		500-900	1.63	1.79			
Saithe/Lieu noir/ Carbonero (Pollock, Coley) <i>Pollachius virens</i>	Fillet - interleaved	200-400 g/pc	no quotation			Europe CIF	Faroe Islands
	Fillet - skinless, PBI, interleaved	16-32 oz/pc	4.45	4.89 -		Spain DDP	Iceland
Haddock/Eglefin/Eglofino <i>Melanogrammus</i> <i>aeglefinus</i>	H&G	< 0.8 kg/pc	NOK 20.00	2.22	2.43 -	Sweden FCA	Norway
	Fresh	1-1.5 kg/pc	5.20	5.72		Spain CIF	
		> 1.5	5.50	6.05			
		> 2	5.65	6.21			
Ling/Lingue franche/ Maruca <i>Molva molva</i>	Fillet - wet salted Produced from fresh raw material 1st quality	1-1.5 kg/pc	5.00	5.50		Italy DDP	Faeroe Islands

Fish Species Trade Name	Product Form	Grading	Price per kg		Reference & Area	Origin
			As stated	EUR USD		
GROUND FISH (cont.)						October 2016
Monkfish/Baudroie/ Rape <i>Lophius spp.</i>	Fresh - Tail	< 0.3 kg/pc	8.59	9.45 +	Italy CPT	UK
		0.3-0.5	9.85	10.83 +		
		0.5-1	10.22	11.24 +		
1-2		10.54	11.59 -			
> 2		11.95	13.14 -			
Fresh - whole	0.5-1 kg/pc	5.47	6.02 +	FCA	France	
	1-2	5.70	6.27 +			
Tails, skinless Frozen at land 100% net weight	100-250 g/pc	5.75	6.32	Spain DDP	Namibia	
	250-500	6.75	7.42			
	500-1000	8.00	8.80			
	> 1000	8.75	9.62			
John Dory/ Sainte Pierre Pez de San Pedro <i>Zeus faber</i>	Frozen skin-on PBO, chemical free, 100% net weight, IQF, Bulk, frozen weight +count	60-100 g/pc	8.54	9.40	Germany CFR	China
		100-150	0.91	1.00		
		150-200	9.54	10.50		
		200-300	10.00	11.00		
	Fresh - gutted	600-800 g/pc	11.80	12.98 =	Italy CPT	Senegal
800-1000	11.80	12.98 =				
1000-2000	11.80	12.98 =				
Sand steenbras/□ Marbré/ Herrera <i>Lithognathus mormyrus</i>	Fresh	500/700 g/pc	8.28	9.11 -	FCA	Morocco
		700/1000	10.74	11.81		
		Mixed	9.00	9.90		
	Mediterranean	400-600	9.80	10.78	CPT	France
		700-1000	9.60	10.56		
		200-300 g/pc	7.60	8.36		
		300-500	9.50	10.45		
		200-300	9.20	10.12		
300-500	10.00	11.00				
FLAT FISH						October 2016
Turbot/Rodaballo <i>Psetta maxima</i>	Fresh - whole cultured	0.5-1 kg/pc	10.00	11.00	Spain CIF	Spain
		1-2	17.55	19.30 =		
		2-3	21.10	23.21 =		
		3-4	25.95	28.54 +		
	Fresh - whole wild	< 0.5 kg/pc	9.10	10.01 -	Italy CPT	Spain/Portugal
		0.4-0.6	3.95	4.34		
		0.5-0.8	15.98	17.58		
		0.5-1	8.90	9.79 -		
		0.8-1	13.45	14.79		
		1-2	12.45	13.69 -		
		2-3	16.66	18.32 -		
		3-4	22.05	24.25 -		
	4-6	25.90	28.49 -			
Fresh - whole	0.4-0-6 kg/pc	6.50	7.15 +	Italy CPT	Spain/Portugal	
	0.8-1	9.70	10.67 +			
	1-1.5	9.50	10.45 +			
	1.5-2	9.85	10.83 +			
	2-2.5	9.46	10.40 +			
	3-4	12.88	14.17 +			
	0.5-1	6.94	7.63			
	0.7-1	7.03	7.73			
	1-2	1.05	1.16			
	2-3	16.20	17.82			
> 4	14.00	15.40				
Fresh - whole wild	1-2 kg/pc	12.81	14.09	CPT	Netherlands	
	2-3	15.48	17.03			

Fish Species Trade Name	Product Form	Grading	Price per kg		Reference & Area	Origin
			As stated	EUR USD		
FLATFISH (cont.)						October 2016
Sole/Sole/ Lenguado <i>Solea vulgaris</i>	Fresh - whole wild	< 170 g/pc	9.50	10.80 +	Spain CIF	
		170-220	12.20	13.42		
		200-300	16.25	17.87 -		
		200-250	17.45	19.19		
		300-400	14.95	16.44		
		400-500	20.35	22.38 -		
	Fresh - whole wild	500-600	25.15	27.66 +	Italy CPT	France
		200-300 g/pc	18.30	20.13 +		
		300-400	21.30	23.43 +		
	Fresh - whole	No. 3	14.44	15.88	CIF	Netherlands
		No. 4	11.93	13.12		
		No. 5	9.17	10.09		
	Fresh - whole	No. 2	18.54	20.39 -		
		No. 3	14.05	15.45 -		
		No. 4	9.20	10.12		
Fresh - gutted	No. 2	18.98	20.87 -			
	No. 3	15.82	17.40 -			
	No. 4	10.00	11.00 -			
	No. 5	10.28	11.31 -			
Fresh - whole	No. 2	14.91	16.40			
	No. 3	14.15	15.56			
	No. 4	9.92	10.91			
European plaice/ Plie d'Europe/ Solla europea <i>Pleuronectes platessa</i>	Fresh - whole	300-400 g/pc	3.70	4.07 =	Spain CIF	
		400-600	3.80	4.18 -		
		> 600	4.40	4.84 -		
	IQF, white skin-on, 25% glaze	No. 2	3.95	4.34 +	Netherlands FOB for Italian market	
			4.25	4.67 +		
European Flounder/ Flet d'Europe/ Platija europea <i>Platichthys flesus</i>	Fresh - fillets skin-on skinless whole	Large	3.75	4.12	Italy CPT	Netherlands
			5.75	6.32		
		Large	1.62	1.78	FCA	
			2.01	2.21 +		
Greenland Halibut/ <i>Reinhardtius hippoglossoides</i>	Fillet - skinoff, boneless, blockfrozen		No quotations		Denmark FOB	Greenland
TUNAS/BILLFISHES						October 2016
Tuna/Thon/Atún <i>Thunnus spp.</i>	Skipjack - whole	main size	1.27	1.40 -	Bangkok CFR	Western/Central Pacific Ocean
			1.41	1.55 =	Ecuador	Eastern Tropical Pacific Ocean
	Yellowfin - whole		2.00	2.20 -	ex-vessel	
	Skipjack - whole	main size	1.07	1.18 -	Seychelles	Indian Ocean
			1.88	2.06 -	FOB	
	Skipjack - whole		1.05	1.15 -	Abidjan	Atlantic Ocean
			1.95	2.14 -	ex-vessel	
	Skipjack - whole	1.8-3.4 kg/pc	1.20	1.32 -	Spanish	Various origins
			2.10	2.31 -	Canneries CFR	
	Skipjack - cooked & cleaned loins - vacuum packed	double cleaned	5.36	5.90 +	Italy DDP	Solomon Islands
			6.50	7.15 +		Kenya/Mauri- tius/Solomon Is.
	Skipjack	> 1.8 kg/pc	1.32	1.45 =	Tunisia CFR	Ghana
			4.91	5.40 =	Europe CFR	Ecuador
	Skipjack - pre-cooked loins	double cleaned	5.45	6.00 -		
			5.91	6.50 =		
	Skipjack - whole		1.18	1.30		
			0.91	1.00		
	Skipjack - whole	1.9-3.4 kg/pc	1.00	1.10	Ecuador FOB	
			1.00	1.10		
	Yellowfin - pre-cooked loins	double cleaned	4.64	5.10		
4.54			5.00			
Skipjack - pre-cooked loins		3.91	4.30			

Fish Species Trade Name	Product Form	Grading	Price per kg		Reference & Area	Origin	
			As stated	EUR USD			
TUNAS/BILLFISHES (cont.)						October 2016	
Swordfish/Espadon/ Pez espada <i>Xiphias gladius</i>	Frozen at sea, DWT 100% net weight	30-50 kg/pc 50-70	6.20	6.82	Spain FOT	Spain	
			6.10	6.71			
	Fresh - gutted Whole Mediterranean	< 12 kg/pc		9.38	10.32 +		Italy FCA
		13-18		10.20	11.22 +		
		19-25		7.72	8.49 -		
		26-35		7.72	8.49 -		
		Whole Atlantic	19-25		8.51		
	26-35		8.51	9.36 -			
	36-50		8.51	9.36 -			
	> 50		7.65	8.41			
SMALL PELAGICS						October 2016	
Mackerel/Maquereau/ Caballa <i>Scomber scombrus</i>	Fresh - whole	4-6 pc/kg	2.80	3.08	Italy CPT	France	
	Fresh - Fillets butterfly cut		4.53	4.98 -			
	Whole	200-400 g/pc 300-500	No quotations		Netherlands/Poland FOB	UK	
	H&G	> 200 g/pc	na				for Eastern Europe
	Whole	3-4 pc/kg	1.05	1.15	Spain FOB	Spain	
Horse Mackerel/ Chincard/ Jurel <i>Trachurus spp</i>	Whole	> 24 cm/pc	1.23	1.35	Morocco FOB for European market	Morocco	
Herring/Hareng/Arenque <i>Clupeidae</i>	Fresh - fillet		2.62	2.88	Italy CPT	Denmark	
	Fresh - whole	250-300 g/pc	0.93	1.02	Russian Fed. wholesale Moscow	Russian Fed.	
		> 350	1.52	1.67			
		> 25	0.75	0.82	Russian Fed. wholesale Vladivostok		
		> 300	0.85	0.93			
	> 250	0.91	1.00				
	70-100 g/pc	0.34	0.37	Poland FOB	Baltic		
Sprat/Sprat/Espadín <i>Sprattus sprattus</i>			0.20	0.22			
Sardine/Sardine/ Sardina <i>Sardina pilchardus</i>	Fresh - whole		0.87	0.96	Italy CPT	Croatia	
			1.00	1.10		Italy	
	Fresh - fillet		4.56	5.02 -		France	
			4.88	5.37		UK	
CEPHALOPODS						October 2016	
Squid/Encornet/Calamar <i>Loligo spp.</i>	Whole	S (< 18 cm)	7.10	7.81	Italy CIF	South Africa	
		M (18-25)	7.30	8.03			
		L (25-30)	7.50	8.25			
		XL (>30)	7.50	8.25			
<i>Loligo gayi</i>	Whole	18-22 cm	3.00	3.30	Spain FCA	Falkland/ Malvinas Isl.	
		15-18	4.95	5.44			
		12-16	6.95	7.64			
<i>Loligo vulgaris</i>	Fresh - whole	100-300 g/pc	11.79	12.97	Italy FCA	Morocco	
		300-400	11.50	12.65			
		400-600	12.34	13.57			
		600-1000	13.50	14.85			
<i>Loligo duvacelli</i>	Whole	2 small	5.20	5.72	Mauritania FOB for European market	Mauritania	
		3 small	4.50	4.95			
		4 small	4.00	4.40			
		small	5.70	6.27			
		medium	6.00	6.60			
		large	6.10	6.71			
Whole cleaned,	< 5		3.82	4.20	Germany CFR	India	
	< 10		3.73	4.10			
	11-20		2.95	3.25			
	21-40		2.54	2.80			

Fish Species Trade Name	Product Form	Grading	Price per kg		Reference & Area	Origin	
			As stated	EUR USD			
CEPHALOPODS (cont.)						October 2016	
Squid/Encornet/Calamar <i>Loligo chinensis</i>		< 3	4.23	4.65		China	
		3-6	3.45	3.80			
		6-10	3.00	3.30			
		10-15	2.64	2.90			
		15-20	2.27	2.50			
<i>Dosidicus gigas</i>	Raw fillet	2-4 kg/pc	0.90	0.99	Europe CFR	Chile	
			1.55	1.70		Peru	
	Raw tentacle	1-2, 2-3 kg/pc	0.90	0.99		Chile	
		< 1, 1-2	1.45	1.60		Peru	
		> 2	1.50	1.65			
	Raw wings whole without cartilage		0.55	0.60		Chile	
			1.14	1.25		Peru	
	Necks open with cartilage		0.59	0.65		Chile	
			1.45	1.60		Peru	
	Darum membraneless		5.45	6.00			
	Boiled wings - skin-on		2.09	2.30			
	Squid rings - thawed		4.31	4.74 +		Italy CPT	
Squid stripes - thawed		2.02	2.22 +				
Tentacles		2.43	2.67 +				
Octopus/Poulpe/Pulpo <i>Octopus vulgaris</i>	Whole - FAS	T1	8.95	9.84	Morocco FOB, for Spanish market	Morocco	
		T2	7.95	8.74			
		T3	7.65	8.41			
		T4	7.25	7.97			
		T5	6.95	7.64			
	Sushi slice 100% net weight	7 g/pc	12.72	14.00 -	Europe CFR	Indonesia	
		9 g	12.72	14.00 -			
	boiled cut 100% net weight		8.04	8.85			
	Flower type 90% net weight	1-2 kg/pc	4.27	4.70 =			
		>2	4.77	5.25 +			
	Frozen in land, pots and glaciers, 1° and 2°	T3	9.00	9.90 *	Mauritania FOB	Mauritania	
		T4	8.09	8.90 *			
		T5	7.63	8.40 *			
		T6	7.00	7.70 *			
		T7	6.64	7.30 *			
		T8	6.45	7.10 *			
		FAS	T3	8.82			9.70 *
T4			7.91	8.70 *			
T5	7.45		8.20 *				
T6	6.82		7.50 *				
T7	6.45		7.10 *				
T8	6.27		6.90 *				
<i>Eledone moschata</i>	Fresh		4.18	4.61 -	Italy CPT	Croazia	
			4.11	4.53 -			FCA
			3.50	3.86 -			
		extra	10.33	11.40 -	CPT	Croazia	
		small	7.00	7.72 +			
		medium	4.53	5.00 -			
		80-120 g/pc	4.20	4.63		Tunisia	
		50-80	4.40	4.85			
		< 50	4.50	4.96			
	Cuttlefish/Seiche/ Sepia <i>Sepia spp.</i>	Whole, cleaned, IQF 20% glaze	< 10 pc/kg	3.82	4.20	Germany CFR	India
11-20			3.82	4.20			
Fresh - whole		300-500 g/pc	4.20	4.62	Italy FCA	France/UK	
		500-1000	4.36	4.80 -			
IQF, 10% glaze		100-200 g/pc	5.00	5.50	CPT FOB	Morocco	
		200-300	5.20	5.72			
		300-400	5.20	5.72			
		400-600	5.20	5.72			
		600-800	5.20	5.72			

Fish Species Trade Name	Product Form	Grading	Price per kg		Reference & Area	Origin	
			As stated	EUR USD			
CRUSTACEANS						October 2016	
Whiteleg shrimp/ Crevette pattes blanches/Camarón patiblanco <i>Penaeus vannamei</i>	PD, chemical treatment 100% net weight treated with non-phosphate	31-40 pc/lb	10.32	11.35 +	Europe CFR	Indonesia	
		41-50	9.50	10.45 +			
		51-60	9.04	9.95 +			
		61-70	8.59	9.45 +			
		71-90	8.32	9.15 +			
		91-120	8.09	8.90 +			
	Head-on, shell-on	20-30 pc/kg 30-40 40-50 50-60 60-70 70-80 80-100 100-120 120-140	9.54	10.50		Central America	
			7.63	8.40			
			6.73	7.40			
			6.36	7.00			
			5.82	6.40			
			5.45	6.00			
			5.00	5.50			
			4.54	5.00			
	Tails	21-25 pc/lb 26-30 31-35 36-40 41-50 51-60 61-70 71-90 91-110	10.88	11.97			
			9.66	10.63			
8.46			9.30				
8.06			8.86				
7.77			8.55				
7.21			7.94				
6.21			6.83				
5.71			6.28				
4.61			5.07				
Head-on, Shell-on			30-40 pc/kg 40-50 50-60 60-70 70-80 80-100 > 100	7.36	8.10	South/Central America FOB for European main ports	
	6.32	6.95					
	6.00	6.60					
	5.41	5.95					
	5.09	5.60					
	4.73	5.20					
	4.45	4.90					
Green tiger prawn/ Crevette tigrée verte/ Langostino tigre verde <i>Penaeus semisulcatus</i>	Headless, shell-on, block 100% net weight, net count	41-50 pc/kg	6.91	7.60	Europe CFR		Belgium
		51-60	6.27	6.90			
		61-50	5.91	6.50			
		71-90	5.54	6.10			
		91-120	5.18	5.70			
		100-200	4.73	5.20			
		200-300	4.45	4.90			
		300-500	4.09	4.50			
Metapenaeus shrimps/ Crevettes Metapenaeus Camarones Metapenaeus <i>Metapenaeus spp</i>	Untreated, net weight, net count	100-200 pc/kg	6.09	6.70	India		
		200-300	5.23	5.75			
		300-500	4.50	4.95			
Argentine red shrimp/ Salicoque rouge/ d'Argentine/Camarón langostín argentino <i>Pleoticus muelleri</i>	Head-on, shell-on	10-20 pc/kg	7.80	8.58	Spain EXW	Argentina	
		20-30	7.20	7.92			
		30-40	6.90	7.59			
		40-60	6.70	7.37			
Black tiger/Crevette tigrée/Camarón tigre <i>Penaeus monodon</i>	Headless 20% glaze, IQF	8-12 pc/lb	12.32	13.55 +	Europe/ Russian Fed.	Bangladesh	
		13-15	11.32	12.45 -			
		16-20	8.41	9.25 +			
		21-25	6.27	6.90 +			
		26-30	5.73	6.30 =			
	Headless, shell-on, block frozen	13-15 pc/kg 16-20 21-30 26-30 31-40	11.09	12.20 -	Europe CFR	Belgium	
			11.09	8.40 -			
			7.63	7.10 *			
			6.45	7.50			
			6.82	7.10			
	HOSO, net weight, net count block frozen	10-20 pc/kg 20-30	14.54	16.00	Europe CFR	India	
			10.00	11.00			

Fish Species Trade Name	Product Form	Grading	Price per kg			Reference & Area	Origin
			As stated	EUR	USD		
CRUSTACEANS (cont.)							October 2016
Deep-water rose shrimp/ Crevette rose du large/ Gamba de altura/ <i>Parapenaeus longirostris</i>	Fresh - Peeled tail	Mixed		10.00	11.37	Italy CPT	Italy
Common shrimp/ Crevette grise/Quisquilla <i>Crangon crangon</i>	Fresh, shell-on			44.70	49.16 +	Spain CIF	Netherlands
	Head-on, shell-on			11.70	12.87		
Norway lobster/ Langoustine/Cigala <i>Nephrops norvegicus</i>	Fresh - Whole	3-5 pc/kg		na		DDP	
	4X1.5 kg	4-7		25.35	26.97		
		6-9		25.02	26.62 -		
		8-12		19.35	20.59		
		11-15		21.42	22.79 -		
		16-20		18.72	20.59 -		
		20-30		14.70	16.17 -		
		31-40		11.82	13.00 =		
		41-50		8.52	9.37		
	Tails	40-60		13.35	14.68		
	Whole	00 pc/kg		13.78	15.16	Spain CIF	Scotland
		0		12.38	13.62		
		1		10.98	12.08		
		2		9.68	10.65		
		3		8.48	9.33		
		4		7.28	8.01		
		5		5.15	5.66		
	Fresh - whole	5-9 pc/kg		21.00	23.10		Netherlands
		11-15		18.90	20.79		
		16-20		15.45	16.99		
		20-30		13.00	14.30		
		31-40		10.70	11.77		
	Fresh - whole, head	8-10 pc/kg		16.70	18.37	Italy CPT	Denmark/ UK
		11-15		14.50	15.95 -		
		16-20		10.45	11.49 -		
		21-30		9.99	10.99		
		41-50		5.29	5.82		
European lobster/ Homard européen/ Bogavante <i>Homarus gammarus</i>	Live - bulk	400-600 g/pc		20.00	22.00 +	France delivered to French vivier	Ireland
		600-800		20.00	22.00 +		
	Fresh - whole	Large		18.35	20.18 +	Italy CPT	UK
		small		17.79	19.57 +		
American lobster/ Homard américain/ Bogavante americano <i>Homarus americanus</i>	Live hard shell			16.40	18.04 +		Canada
	Live hard shell			15.47	17.01 +		
	Live soft shell			12.71	13.98 +		
	Popsicle	< 450 g/pc (canner size)	CAN	25.00	19.75 17.95	Canada FOB for European mkt	Canada
		> 450 (market size)	CAN	26.00	19.75 17.95		
	Whole cooked netted lobster	canners market	CAN	24.00	18.23 16.57		
			CAN	25.00	18.99 17.26		
Edible crab/Tourteau/ Buey de mar <i>Cancer pagurus</i>	Live	T2 13-16 cm		2.27	2.50 -	France Auction	France
Spinous spider crab/ Araignée européenne/ Centolla europea/ <i>Maja squinado</i>	Fresh - female			5.30	5.83	Italy CPT	UK
	male			4.50	4.95		
	Fresh - female			3.90	4.29		France
	male			3.33	3.66		
	Fresh-female	small		2.80	3.08		
	male	small		2.43	2.67		

Fish Species Trade Name	Product Form	Grading	Price per kg			Reference & Area	Origin			
			As stated	EUR	USD					
BIVALVES							October 2016			
Oyster/Huître/Ostra <i>Crassostrea gigas</i>	Live	No. 3		4.40	4.84	+	France prod. Price/ average export price	Ireland/France		
		<i>Ostrea edulis</i>	60-100 g/pc	16.88	18.57	=	Spain CIF	Netherlands		
			95-110 g/pc	16.25	17.87	-		Netherlands		
			>130	13.85	15.23					
Musel/Moule/Mejillón <i>Mytilus edulis</i> <i>Mytilus galloprovincialis</i>	Live - Bottom mussel			2.10	2.31	=	France wholesale	France		
				1.80	1.98	=		Netherlands		
	Live - Rope	60-80 pc/kg			2.00	2.20	=	Spanish market EXW	Spain	
			Fresh	20-25 pc/kg	no quotation					Italy CFA
				25-30						
				30-40						
	40-70									
	<i>Mytilus chilensis</i>	Fresh - whole	shell on		1.28	1.41		Italy FCA CPT FCA CPT FCA CPT	Italy	
					1.28	1.41				
					1.15	1.26	-			
					1.25	1.37				
		IQF - shell-off, 7% glaze	200-300 pc/kg			1.25	1.37	+	France CIF	Spain
					1.87	2.06				
					2.11	2.32				
					2.15	2.36				
Cooked mussel meat IQF	100-200 pc/kg			3.45	3.79	+	CIF	Chile		
		200-300		3.04	3.35					
				2.77	3.05					
				2.45	2.70					
Cooked mussel whole shell, IQF	80-100 pc/kg			2.00	2.20					
Razor shell/Couteau/ Navajas - Solenidae	Fresh	S		7.80	8.58	=	Spain CIF	Ireland		
		M		8.70	9.57	=				
		L		10.25	11.27	+				
	Live	10-12 cm/pc		3.80	4.18	+		Netherlands		
SALMON							October 2016			
Atlantic salmon/ Saumon de l'Atlantique/ Salmón del Atlántico <i>Salmo salar</i>	Fresh - gutted, head-on Superior quality	2-3 kg/pc		5.50	6.05		France CIF	Scotland		
		3-4		7.40	8.14					
		4-5		7.30	8.03					
		5-6		7.30	8.03					
		> 6		7.40	8.14					
	Fresh - gutted, head-on Superior quality	2-3 kg/pc		4.80	5.28		Norway FOB	Norway		
		3-4		6.30	6.93					
		4-5		6.54	7.19					
		5-6		6.54	7.19					
		> 6		6.50	7.15					
	1-2 kg/pc		NOK	37.54	4.16	4.57				
		2-3	NOK	44.56	4.94	5.42				
		3-4	NOK	49.72	5.51	6.05				
		4-5	NOK	50.77	5.63	6.18				
		5-6	NOK	51.36	5.69	6.25				
6-7		NOK	51.54	5.71	6.27					
7-8		NOK	52.04	5.77	6.33					
8-9		NOK	52.50	5.82	6.39					
> 9		NOK	51.21	5.67	6.23					

Fish Species Trade Name	Product Form	Grading	Price per kg			Reference & Area	Origin
			As stated	EUR	USD		
SALMON (cont.)							October 2016
Atlantic salmon/ Saumon de l'Atlantique/ Salmón del Atlántico <i>Salmo salar</i>	Fresh	3-4 kg/pc		6.90	7.59	Spain CFR	Norway
	gutted, head-on	4-5 kg/pc		4.80	5.28	Tunisia CFR	
		5-6		4.80	5.28		
	Fresh - salmon cubes 8x8x8	IQF - salmon slices		9.73	10.70	Europe CFR	
				9.73	10.70		
	Fresh - Whole - Superior	IQF portion	2-3 kg/pc		3.52	3.87	Italy FCA
			3-4		4.44	4.88	
			4-5		4.62	5.08	
			5-6		4.69	5.16	
			6-7		4.77	5.25	
			7-8		5.05	5.55	
			8-9		na		
			9-10		na		
			3-4		5.32	5.85	CIF
			4-5		5.45	5.99	
	5-6		5.35	5.88			
		100-150 g/pc		10.30	11.33 +		Denmark
Head-on, gutted, grade 1	6-7 kg/pc		5.08	5.59	Denmark DDP	Chile	
Fillet, interleaved	1-2 lb/pc		4.87	5.36			
	2-4		4.17	4.59			
Fillet, VAC	1-2 lb/pc		6.10	6.71			
	3-4		6.15	6.76			
Fillet, IQF	2-3 lb/pc		6.15	6.76			
	4-5		6.88	7.57			
Bits and pieces			6.91	7.60 +	Europe CIF		
scapped meat			5.00	5.50 +			
TROUT							October 2016
Trout/Truite/Trucha <i>Salmo trutta</i>	Whole, gutted, fresh on ice	0.25-0.4 kg/pc	HUF	1377	4.51 4.94 +	Hungary ex-farm	Hungary
	Fillet - farmed	200-400 g/pc		8.20	9.02 =	Italy ex-farm	Italy
	Live - farmed	500-700 g/pc		3.30	3.63 =		
Rainbow trout/ Truite arc-en-ciel/ Trucha arco iris <i>Oncorhynchus mykiss</i>	Live - farmed	250-400 g/pc		3.20	3.52 =		
	Gutted	250-400 g/pc		4.20	4.62 =		
FRESHWATER FISH							October 2016
Carp/Carpe/Carpa <i>Cyprinus spp.</i>	Live	1.2-5 kg/pc	HUF	630	2.06 2.26 -	Hungary	Hungary
	Fresh, whole, gutted, head-off	0.7-4.5 kg/pc	HUF	1121	3.67 4.02 =	ex farm	
	Fresh on ice - slices		HUF	1304	4.27 4.68 -		
	Fresh on ice - fillets		HUF	1514	4.96 5.43 =		
Crucian Carp/Carassin Carpin <i>Carassius carassius</i>	Live	0.45-0.9 kg/pc	HUF	392	1.28 1.41 =		
Grass Carp/ Carpe chinoise/Carpa China <i>Ctenopharyngodon idellus</i>	Live	0.8-3 kg/pc	HUF	701	2.30 2.52 =		
	Fresh, whole, gutted, head-off		HUF	1093	3.58 3.92		
Bighead carp/Carpe à grosse tête/Carpa capezona <i>Aristichthys nobilis</i>	Fresh gutted, head-off	0.7-5.0 kg/pc	HUF	680	2.23 2.44 -		
	Fresh on ice - slices		HUF	775	2.54 2.78 -		
	Fresh on ice - fillets		HUF	911	2.98 3.27 -		
	Live	1-5.5 kg/pc	HUF	385	1.26 1.38 -		

Fish Species Trade Name	Product Form	Grading	Price per kg		Reference & Area	Origin	
			As stated	EUR USD			
FRESHWATER FISH (cont.)						October 2016	
Nile perch/Perche du Nil/Perca del Nilo <i>Lates niloticus</i>	Fillet - skinless Interleaved, 100% net weight	300-500 g/pc 500-1000	5.00	5.50	EU CFR	Uganda	
	Fresh whole yellow red green	200-400 g/pc		2.57	2.83	Italy FCA	Tanzania
		200-400 g/pc		4.51	4.96 +		
		200-400 g/pc		4.35	4.78 +		
		200-400 g/pc		4.43	4.87 +		
	Fresh fillet	200-400 g/pc 400-700		4.77	5.25 3.76		
Fillet - skinless, PBI, IWP	500-1000 g/pc		5.59	6.15 +	Spain CFR		
Nile Tilapia/Tilapia du Nil/Tilapia del Nilo <i>Oreochromis niloticus</i>	Fillet - skinless, IQF, PBO non-treated, 10% glaze	5-7 oz/pc		3.85	4.00 =	China	
North African catfish/ Poisson chat nord-africain/ pez gato <i>Clarias gariepinus</i>	Fresh - fillets skinless		HUF 1472	4.82	5.28	Hungary ex farm	Hungary
	Fresh - fillets skin-on		HUF 1675	5.49	6.01		
	Fresh , whole, gutted, head-off		HUF 1191	3.90	4.27		
European catfish/ Silure glane/Siluro <i>Silurus glanis</i>	Live	0.8- 4 kg/pc	HUF 1682	5.51	6.03 =		
	Fresh on ice - slices		HUF 1121	3.67	4.02		
	Fresh on ice - fillets		HUF 1606	5.26	5.76		
<i>Pangasius</i> spp.	Fillet refreshed			3.55	3.90	Italy CIF	Vietnam
	Fillet, IQF, white - 20% glaze	120-170 g/pc		1.85	2.03 +	CPT	
	Fillet, IQF, white - 20% glaze	170-220		1.85	2.03 +		
	Fillet, IQF, white - 5% glaze			3.26	2.03		
	Fillet, IQF, white - 20% glaze	120-170-220		1.84	2.02	Spain CFR	
	Fillet, 100% net weight, IQF	g/pc		2.27	2.50		
	Fillet, 100% net weight, interlvd			2.23	2.45		
NON-TRADITIONAL SPECIES						October 2016	
Sturgeon/Esturgeon/ Esturione <i>Acipenseridae</i> <i>A.baeri</i>	Frozen - Whole	1.5-2 kg/pc		5.00	5.50 =	France CIF	France
	Gutted	5-7 kg/pc		6.50	7.15 =		
	Fillet	200-300 g/pc		11.50	12.65 +		
		800-1000		11.50	12.65 +		
Caviar (Aquitaine) metal boxes			1.00	1.10 -			
Ribbonfish <i>Trichiurus lepturus</i>		300-1500 g/pc		2.50	2.75	Europe CFR	Senegal
SEABASS/SEABREAM/MEAGRE						October 2016	
Seabass/Bar, Loup/Lubina <i>Dicentrarchus labrax</i>	Fresh - whole farmed	200-300 g/pc		3.70	4.07 -	Greece FOB	Greece
		300-450		4.60	5.06 -		
		450-600		5.20	5.72 =		
		600-800		6.50	7.15 =		
		800-1000		7.20	7.92 -		
		> 1000		9.00	9.90 =		
		200-300 g/pc		3.90	4.29 -	Italy CIF	
		300-450		4.80	5.28 -		
		450-600		5.40	5.94 =		
		600-800		6.70	7.37 =		
		800-1000		7.40	8.14 -		
		> 1000		9.20	10.12 =		

Fish Species Trade Name	Product Form	Grading	Price per kg			Reference & Area	Origin
			As stated	EUR	USD		
SEABASS/SEABREAM/MEAGRE (cont.)							October 2016
Seabass/Bar, Loup/Lubina <i>Dicentrarchus labrax</i>	Fresh - whole farmed	200-300 g/pc		3.95	4.34	France CIF	Greece
		300-450		4.85	5.33		
		450-600		5.45	5.99		
		600-800		6.75	7.42		
		800-1000		7.45	8.19		
		> 1000		9.25	10.17		
		200-300 g/pc		3.94	4.33	Spain CIF	
		300-450		4.84	5.32		
		450-600		5.44	5.98		
		600-800		6.74	7.41		
		800-1000		7.44	8.18		
		> 1000		9.24	10.16		
		200-300 g/pc		3.97	4.37	Germany CIF	
		300-450		4.87	5.36		
		450-600		5.47	6.02		
		600-800		6.77	7.45		
		800-1000		7.47	8.22		
		> 1000		9.27	10.20		
		200-300 g/pc		3.95	4.34	Portugal CIF	
		300-450		4.85	5.33		
	450-600		5.45	5.99			
	600-800		6.75	7.42			
	800-1000		7.45	8.19			
> 1000		9.25	10.17				
200-300 g/pc		4.13	4.54	UK CIF			
300-450		5.03	5.53				
450-600		5.63	6.19				
600-800		6.93	7.62				
800-1000		7.63	8.39				
> 1000		9.43	10.37				
200-300 g/pc		4.35	4.78	Italy CIF			
300-450		5.08	5.59				
450-600		5.45	5.99				
600-800		6.93	7.62				
800-1000		8.12	8.93				
1000-1500		10.11	11.12				
> 1500		11.90	13.09				
> 2000		15.45	16.99				
200-300 g/pc		4.40	4.84	Spain CIF	Canary Island (Spain)		
300-400		4.70	5.17				
400-600		5.70	6.27				
600-800		7.91	8.70				
800-1000		10.21	11.23				
1000-2000 g/pc		10.80	11.88	France			
2000-3000		11.80	12.98				
3000-4000		14.30	15.73				
Fresh - whole - wild Atlantic	1000-2000 g/pc		na		Italy FCA	Morocco	
	> 2000		na				
	> 3000		na				

Fish Species Trade Name	Product Form	Grading	Price per kg		Reference & Area	Origin
			As stated	EUR USD		
SEABASS/SEABREAM/MEAGRE (cont.)						October 2016
Seabass/Bar, Loup/Lubina <i>Dicentrarchus labrax</i>	Fresh - whole - wild Mediterranean	400-600 g/pc	na		Italy CPT	Egypt
		600-800	12.50	13.75 -		
800-1000		12.50	13.75 -			
1000-2000		12.50	13.75 -			
> 2000		12.89	14.18 +			
> 3000		33.00	36.29			
Farmed - Orbetello	Large Medium Small		10.70	11.77 =	FCA	Italy
			9.70	10.67 =		
			7.60	8.36 +		
Gilthead seabream/ Dorade royale/Dorada <i>Sparus aurata</i>	Fresh - whole farmed	200-300 g/pc	4.20	4.62 -	Greece FOB	Greece
		300-450	4.30	4.73 -		
		450-600	4.30	4.73 -		
		600-800	4.80	5.28 -		
		800-1000	8.00	8.80 -		
		> 1000	10.00	11.00 =		
		200-300 g/pc	4.40	4.84 -		
		300-400	5.15	5.66 -		
		300-450	4.50	4.95 -		
		450-600	4.50	4.95 -		
		600-800	5.00	5.50 -		
		800-1000	8.20	9.02 -		
		> 1000	10.20	11.22 =		
		200-300 g/pc	4.45	4.89 -	France CIF	
		300-450	4.55	5.00 -		
		450-600	4.55	5.00 -		
		600-800	5.05	5.55 -		
		800-1000	8.25	9.07 -		
		> 1000	10.25	11.27 =		
		200-300 g/pc	4.44	4.88 -	Spain CIF	
		300-450	4.54	4.99 -		
		450-600	4.54	4.99 -		
		600-800	5.04	5.54 -		
		800-1000	8.24	9.06 -		
> 1000	10.24	11.26 =				
200-300 g/pc	4.47	4.92 -	Germany CIF			
300-450	4.57	5.03 -				
450-600	4.57	5.03 -				
600-800	5.07	5.58 -				
800-1000	8.27	9.10 -				
> 1000	10.27	11.30 =				
200-300 g/pc	4.45	4.89 -	Portugal CIF			
300-450	4.55	5.00 -				
450-600	4.55	5.00 -				
600-800	5.05	5.55 -				
800-1000	8.25	9.07 -				
> 1000	10.25	11.27 =				

Fish Species Trade Name	Product Form	Grading	Price per kg		Reference & Area	Origin		
			As stated	EUR USD				
SEABASS/SEABREAM/MEAGRE (cont.)						October 2016		
Gilthead seabream/ Dorade royale/Dorada <i>Sparus aurata</i>	Fresh - whole farmed	200-300 g/pc	4.63	5.09 -	UK CIF	Greece		
		300-450	4.73	5.20 -				
		450-600	4.73	5.20 -				
		600-800	5.23	5.75 -				
		800-1000	8.43	9.27 -				
		> 1000	10.43	11.47 =				
	farmed wild	600-800 g/pc	17.82	19.60	Italy FCA	Morocco		
		800-1000	19.26	21.18				
		1000-2000	19.53	21.48				
		> 2000	18.68	20.54				
		300-400 g/pc	5.38	5.92 +			CIF	Greece
		400-600 g/pc	11.00	12.10			CPT	Egypt
		600-800	12.00	13.20				
farmed Orbetello	800-1000	12.00	13.20	FCA	Italy			
	1000-2000	12.00	13.20					
	Large	10.70	11.77 =					
Meagre/Maigre commun/Corvina <i>Argyrosomus regius</i>	Fresh - Whole farmed	500-1000 g/pc	5.00	5.50	Greece			
		1000-2000	4.60	5.06 -				
		> 2000	4.68	5.15 -				
		> 3000	4.72	5.19 -				
	wild	> 2000 g/pc	6.56	7.21 -		CIF		
		600-800 g/pc	8.50	9.35		CPT	Egypt	
		800-1000	9.40	10.34 =				
		1000-2000	9.40	10.34 =				
		2000-4000	9.40	10.34 =				

PRICE REFERENCE (INCOTERMS 2010)

CFR	Cost and Freight
CIF	Cost, Insurance and Freight
CIP	Carriage and Insurance Paid To
CPT	Carriage Paid To
DAT	Delivered at Terminal
DAP	Delivered at Place
DDP	Delivered Duty Paid
EXW	Ex Works
FCA	Free Carrier
FAS	Free Alongside Ship
FOB	Free on Board

(DAF, DES, DEQ and DDU have been cancelled)

PRODUCT FORM

C&P	Cooked and Peeled
FAS	Frozen at Sea
H&G	Headed and Gutted
HOG	Head on Gutted (salmon)
IQF	Individually Quick Frozen
IWP	Individually Wrapped Pack
PBI	Pinbone In
PBO	Pinbone Off
PD	Peeled and Deveined
PTO	Peeled Tail On
PUD	Peeled, Undeveined

SYMBOLS

- + Price increased in original currency since last report
- Price decreased in original currency since last report
- = Updated but unchanged price
- * New insertion
- Not updated since last issue

CURRENCY RATES

		USD	EUR
Canada	CAD	1.32	1.45
Hungary	HUF	278.73	305.31
Norway	NOK	8.22	9.02
USA	USD		1.10
EU	EUR	0.91	
Denmark	DKK	6.76	7.44

Exchange Rates: 17.10.2016

The European Fish Price Report is a monthly GLOBEFISH publication.
This issue was prepared by Helga Josupeit, Wei Wang and Felix Dent.

It can be ordered from the **FISH INFONetwork**:

FAO GLOBEFISH

(Network coordinator)
Viale delle Terme di Caracalla
00153 Rome - Italy
Tel: (39) 06 57055188
Fax: (39) 06 57053020
E-mail: globefish@fao.org
Web site: www.globefish.org

INFOPECHE (Africa)

Tour C, 19^{ème} étage, Cité
Administrative
Abidjan 01 - Côte d'Ivoire
Tel: (225) 20228980
Fax: (225) 20218054
E-mail: infopeche@aviso.ci
Web site: www.infopeche.ci

INFOPESCA

(Latin America)
Julio Herrera y Obes 1296
11200 Montevideo - Uruguay
Tel: (598) 2 9028701
Fax: (598) 2 9030501
E-mail: infopesca@infopesca.org
Web site: www.infopesca.org

INFOYU (China)

Room 514, Nongfeng Building
No. 96 East Third Ring Road
Chaoyang District
Beijing 100122 – P.R. China
Tel: (86-10) 59199614
Fax: (86-10) 59199614
E-mail: infoyu@agri.gov.cn
Web site: www.infoyu.net

EUROFISH

(Central and Eastern Europe)
H.C. Andersens Blvd 44-46
1553 Copenhagen - Denmark
Tel: (45) 33377755
Fax: (45) 33377756
E-mail: info@eurofish.dk
Web site: www.eurofish.dk

INFOSAMAK

(Arab Region)
71 blvd Rahal El Meskini
Casablanca 20 000 - Morocco
Tel: (212) 522540856
Fax: (212) 522540855
E-mail:
infosamak@infosamak.org
Web site : www.infosamak.org

INFOFISH (Asia/Pacific)

1st Floor, Wisma LKIM
Jalan Desaria - Pulau Meranti
47120 Puchong, Selangor DE
Malaysia
Tel: (603) 80649295/80649169
Fax: (603) 80603697
E-mail: info@infofish.org
Web site: www.infofish.org

INFOSA - sub-office

INFOPECHE (Southern Africa)
89, John Meinert Street- West
Windhoek -Namibia
Tel: (264) 61279430
Fax: (264) 61279434
E-mail:infososa@infososa.org.na
Web site: www.infososa.org.na

**GLOBEFISH Market Reports are available from the GLOBEFISH web site:
www.fao.org/in-action/globefish**



**Food and Agriculture
Organization of the
United Nations**

Food and Agriculture Organization of the United Nations
Fisheries and Aquaculture Policy and Economics Division
Products, Trade and Marketing Branch
Viale delle Terme di Caracalla
00153 Rome, Italy
Tel +39 06 5705 2884
Fax +39 06 5705 3020
www.fao.org/in-action/globefish