



EUROPEAN PRICE REPORT



Issue 11/2016 November 2016

LATEST TRENDS

November is always a busy month for the purchase of products for the Christmas and New Year periods. Overall the weak euro is impacting the market, and in order to compete with the strong Chinese and Japanese market all major fishery products are being sold at higher prices, especially in the case of luxury products such as lobster and shrimp. Tuna prices, in contrast, are trending down due to good catches and limited demand during the winter months. Squid prices, meanwhile, are sky high as the market is still suffering from the poor fishing season in the South Western Atlantic. December will see discounted prices for all products as the Christmas buying period is already over for most fish traders and the first months of the year are generally characterised by poor demand.

GROUNDFISH

Prices of wet-salted cod products (*Gadus macrocephalus*) from frozen raw material are increasing due to tightening supply, a weak euro versus the US dollar (the primary fishing area for the species is Alaska) and strong demand from Japan and China, whose currencies are relatively stronger versus the US dollar. Catches of *Gadus macrocephalus* in Alaska and Russia have been good, but the majority are very small specimens which are unfortunately not suitable for salting.

Saithe fillets are reportedly selling at very low prices, as demand is exceptionally weak. There is little sign that any improvement will be seen before the New Year.

Index for prices

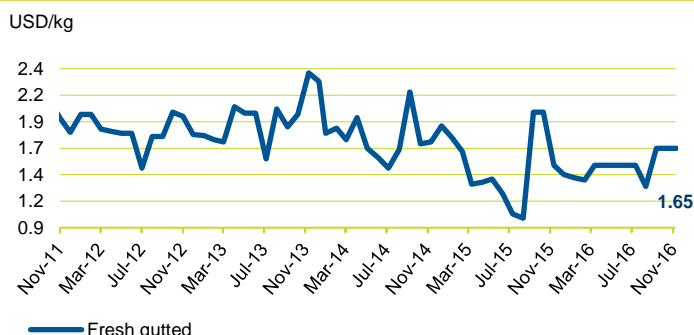
Groundfish	10
Flatfish	11
Tuna	12
Small Pelagics	13
Cephalopods	13
Crustaceans	15
Bivalves	17
Salmon	17
Trout	18
Freshwater fish	18
Non Traditional Species	19
Seabass-Seabream- Meagre	19

The **European Fish Price Report**, based on information supplied by industry correspondents, aims to provide guidance on broad price trends. Price information is indicative and should be used only for forecasting medium- and long-term trends. FAO is not responsible for any errors or omissions.

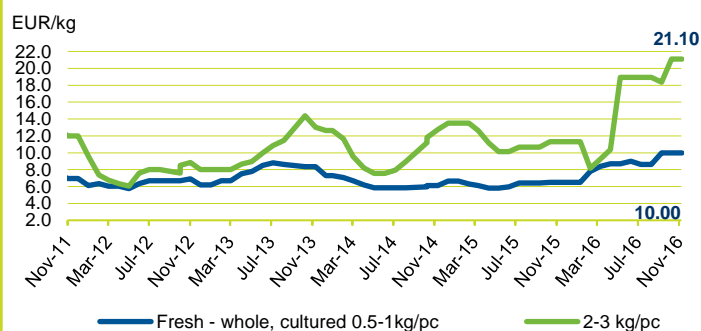
Prices of wet-salted cod (*Gadus morhua*) from fresh raw material are also increasing due to strong demand from the fresh market and due to the *Gadus macrocephalus* situation.

The quality of stockfish seems to be improving, following a very wet summer in Norway. The product is now well-dried on the wraks and as a result, prices of stockfish are moving up.

COD - in Poland (FOB, origin: Baltic Sea)



TURBOT (farmed) - in Spain, origin: Spain



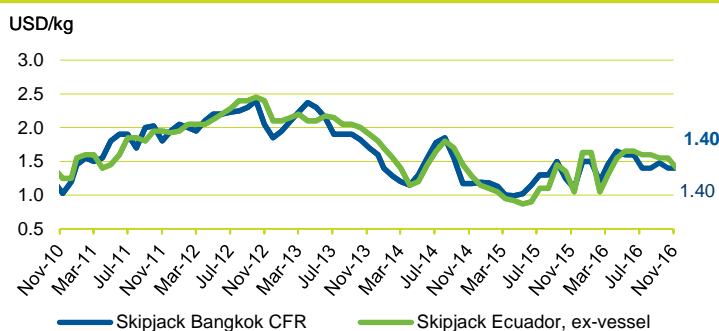
The Moscow wholesale market is currently characterized by stability for the key groundfish species, and the same can be said of the Alaska Pollock market in the Russian Far East.

Farmed turbot prices continue high, even though winter is not the top sales period for this species, and prices are generally going down during this period.

TUNA - BILLFISHES

Fishing in the Eastern Pacific is reported to be moderate-to-good currently and carriers continue to arrive from the Western and Central Pacific (WCP). Local canneries are reporting healthy raw material inventories. The EU and Ecuador have signed a new trade agreement which allows the continued import of tuna at zero-duty rates over the coming years, bringing a degree of stability to the market. At the moment the market is generally calm, and prices of raw material, especially skipjack, are declining, even though the second veda (fishing ban) is approaching, during which about half of the tuna vessels from

TUNA - Pacific Ocean



Ecuador will be staying in port. European buyers are anticipating further declines in prices and are not buying at the moment. Overall tuna fishing in Ecuador continues to be slow, but some improvement is likely in December.

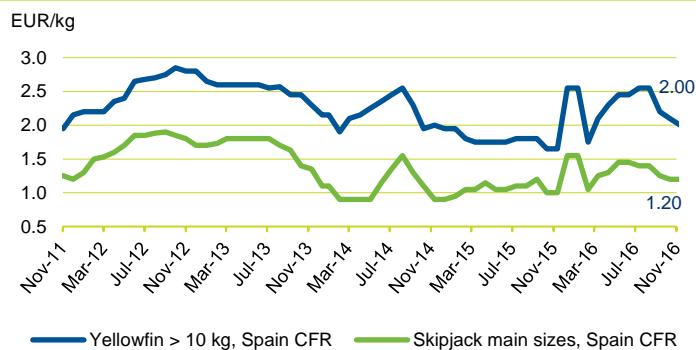
The FAD closure in the WCP came to an end on 31 October 2016, although fishing activity is still slow at present. Raw material inventories at Thai canneries remain healthy as fish arrivals from the Indian Ocean continue. Skipjack prices at major canneries are stable at high levels.

There is no change in the situation at Indian Ocean, with catches stable at moderate-to-good levels and local canneries continuing to report healthy raw material inventories. Transshipment activity remains high with fish being diverted to the Bangkok market. Skipjack prices are stable while yellowfin price have decreased slightly.

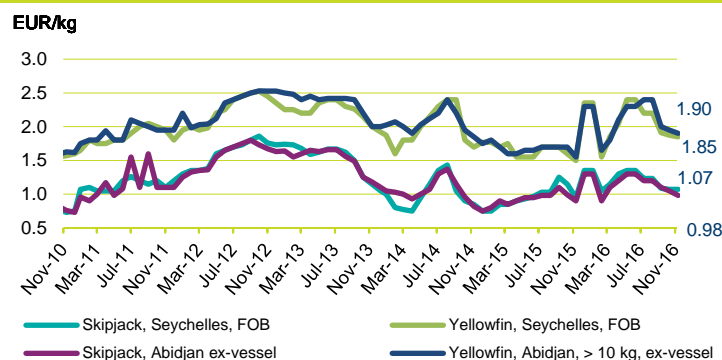
Fishing in the Atlantic Ocean has improved to a moderate level and raw material inventories at local canneries remain healthy. As catches improve, skipjack and yellowfin prices continue to decline.

The European price for skipjack, meanwhile, is stable while the yellowfin price has continued to fall. The market price for cooked, double-cleaned loins remains at last month's level.

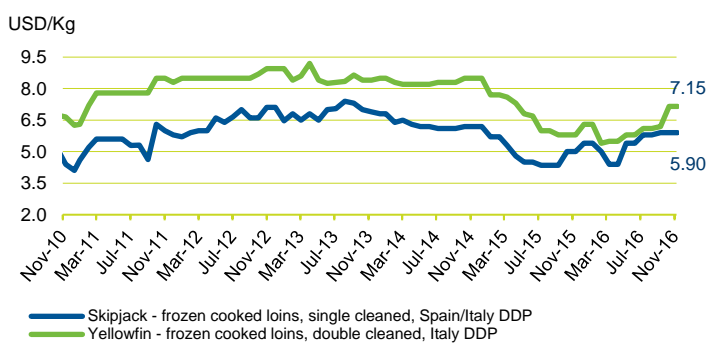
TUNA - Spanish canneries



TUNA - Indian/Atlantic Oceans



TUNA - Loins

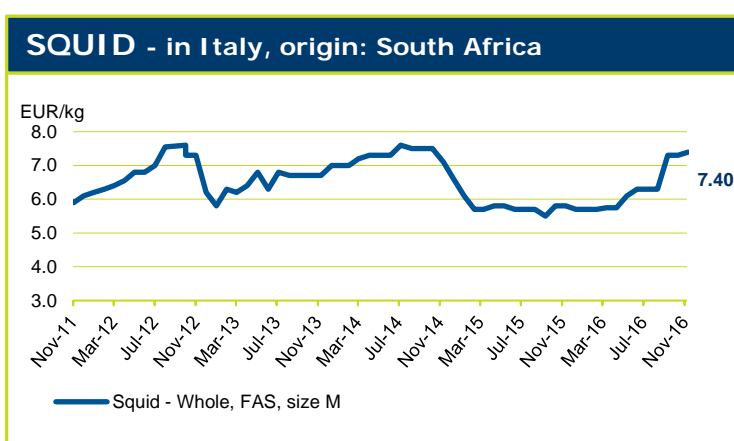


SMALL PELAGICS

Small pelagic fishing in Northern Europe is coming to an end, as is usual during the winter months. Demand for small pelagic fish is limited in the traditional consuming countries such as Germany and Belgium, although the Russian market reports strong buying interest for herring, and prices are increasing, especially for larger sizes (300 g+).

CEPHALOPODS

Demand for squid in Europe remains strong, although inventories are empty as supply from the South West Atlantic was disappointing this year. The South African squid season will open again on 23 November with good catches recorded before the close on 19 October, which the market absorbed well at high prices. While fishermen expect good catches once again when the season opens, there are no certainties. The local rand currency has firmed substantially relative to the euro and this has had the effect of reducing rand revenue for export shipments.



It is the closed season for octopus in Morocco and Mauritania, and as a result supplies are low at the moment. However, the Christmas period is not a particularly important sales period for octopus and demand is limited, with prices reported to be stable.

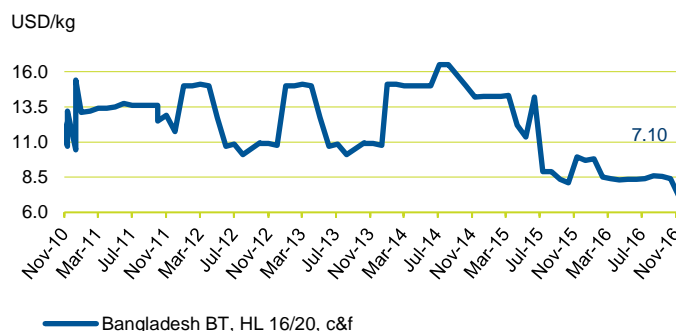
CRUSTACEANS

Shrimp for the Christmas season has already reached the European market, and traders are purchasing for early 2017. Sales are not particularly good, however, and further price declines are anticipated for December.

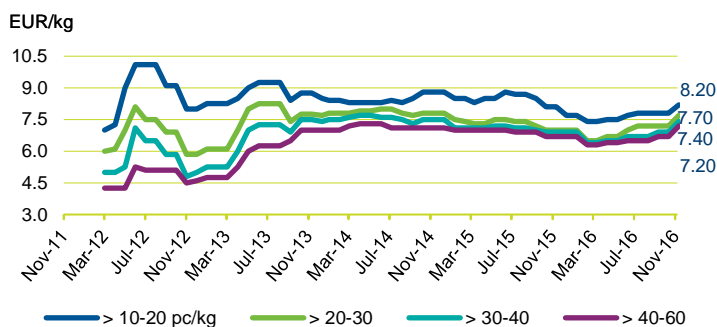
Argentine shrimp producers have reported slow fishing during the 2016 season, and stocks are expected to be low, which should drive prices up during the Easter 2017 sales.

Despite short supply of large-sized shrimp in Indonesia, prices have fallen due to weak demand from key markets, the US in particular. Most available sizes from Indonesia are as small as 100-200.

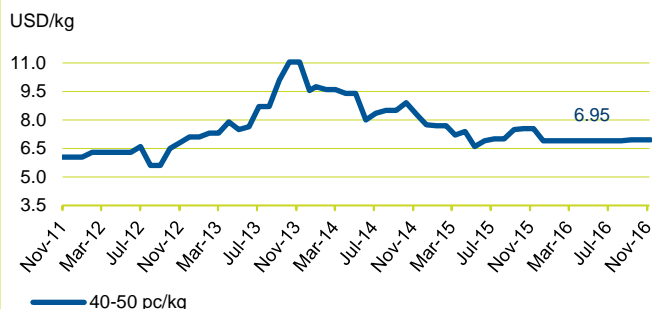
BLACK TIGER - in Europe, origin: Bangladesh



ARGENTINA RED SHRIMP - origin: Argentina



WHITELEG SHRIMP - origin: Ecuador



Crab and lobster prices are relatively firm due to good demand, optimum quality and the end of the main fishing season.

BIVALVES

The French Bouchot and Dutch bottom mussel season is currently in full production, and there is significant investment being made into promotional campaigns for the respective

products. Large tray sizes are available this season with 5kg trays of Dutch mussels retailing at EUR 9.95 per unit.

Oyster mortalities were again present this summer and this may lead to a tighter supply situation in the last quarter, particularly for large sizes.

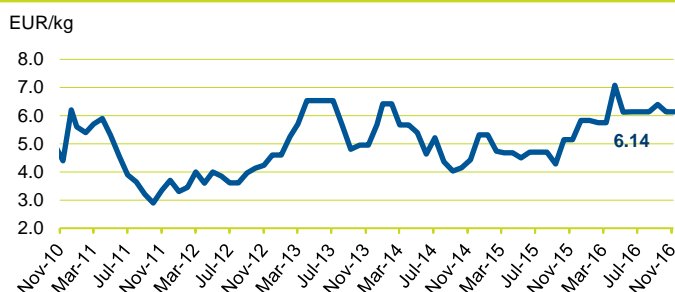
SALMON

Prices for farmed Atlantic salmon continue to be supported at levels significantly above 2015, as strong consumer demand strains against tight global supply. The NASDAQ salmon index, reflecting the prices of fresh whole farmed Atlantic salmon exported out of Norway, was at NOK 63.4/kg (USD 7.53/kg) as of week 44, around 50 percent higher than the same week in 2015. As a result of the much improved

prices, Norwegian export revenue in the first 10 months of 2016 has already surpassed the total for the whole of 2015, despite the 5.8 percent decrease in export volume as reported by the Norwegian Seafood Council (NSC). According to the most recent NSC report, covering January to October inclusive, Norway exported around 800,000 tonnes of salmon worth NOK 49.2 billion (USD 5.8 billion). In October alone, the corresponding figures were 90,000 tonnes and NOK 5.7 billion (USD 676 million), representing a volume decrease of 12 percent and a value increase of 23 percent compared with the same month last year. Aside from high prices and good demand in core markets such as Poland and France, this revenue growth has also been driven by strengthening demand in Asian markets, particularly Viet Nam, and also in the US. The UK has also seen revenue gains this year on the back of higher prices and good demand from EU and Asian markets, although it has lost some of its share of the large US market.

With biomasses at Norwegian farms now flat year-on-year, the same seasonal increase in prices can be expected as the end of the year approaches, although the supply situation is now relatively less tight than earlier in the year. Fish Pool forward prices for the end of 2016 are now stable at around NOK 74/kg (USD 8.78/kg) and above NOK 60 /kg (USD 7.12/kg) for every quarter until 2018.

SALMON - in France, origin: Norway (3-6 kg/pc)

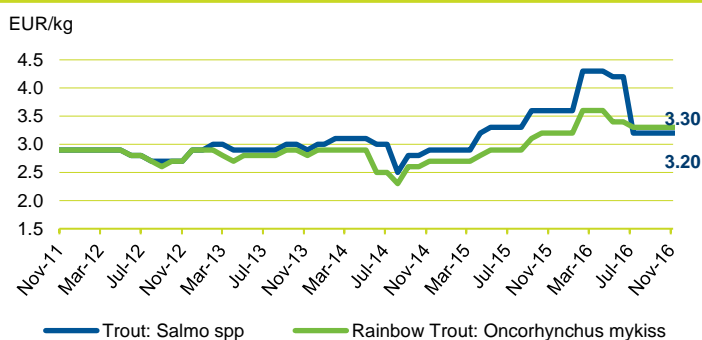


TROUT

Norwegian farmed trout prices have been following salmon prices upwards this year, as Norwegian efforts to develop alternative markets following the introduction of the Russian trade embargo have met with considerable success. According to the NSC, Norwegian trout is in such demand in markets across Asia and Eastern Europe that export revenue has leaped 80 percent in 2016, and per kg prices for fresh trout actually surpassed those for salmon in October.

Considering that biomasses in trout pens in Norway were some 26 percent down in October compared with the same month in 2015, the market will have to contend with exceptionally high price levels for some months to come.

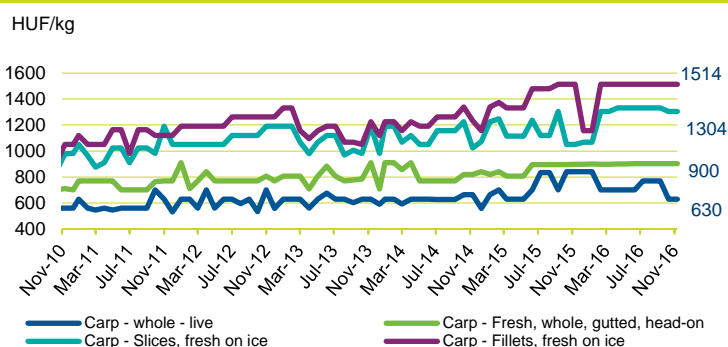
TROUT - Ex-farm prices in Italy



FRESHWATER FISH

The Christmas period is the main sales period for carp in Central European countries. Demand for carp has increased in Hungary and has been met with plentiful supply. Sale campaigns have started for carp products and prices are likely to increase sharply.

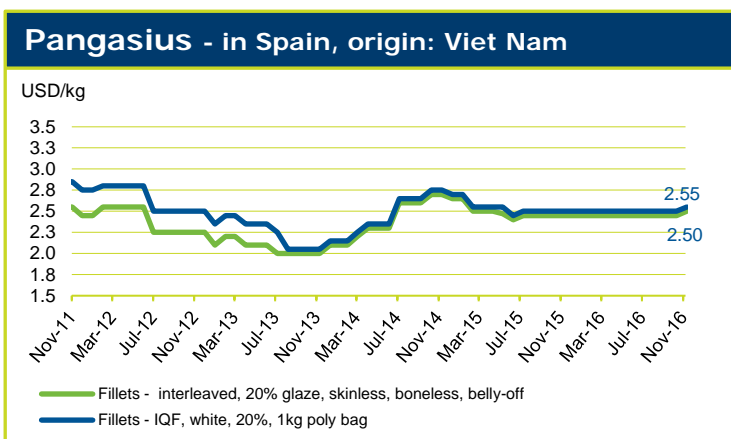
CARP - in Europe, origin: Hungary



Tilapia production in China is expected to slow down now that the cold weather is approaching. Combined with strong demand, this situation has seen prices rise strongly after a drop in October. Further price hikes are likely during December.

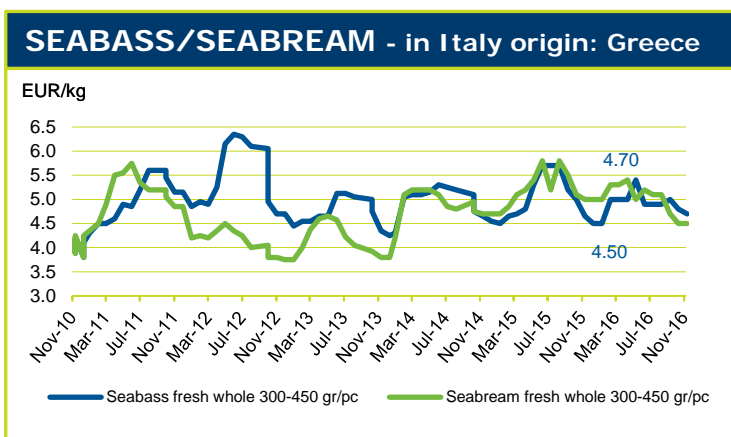
Similarly, after months of stagnant sales and bottom-low prices, pangasius prices are finally moving up and are likely to continue on the same path for the coming two months at least.

Extremely low catches are reported for Nile perch, and prices which had already moved up by almost 40 percent during September and October are continuing their upward trend. The current situation is extremely difficult, and this product will soon be entering a market bracket normally reserved for high-value species. However, it is unlikely that consumers will continue buying Nile perch fillets at this price level, and this should reduce fishing pressure on the reportedly overexploited resource.



SEABASS - SEABREAM - MEAGRE

As we enter the last few weeks of the year, the European farmed bass and bream market is relatively inactive and prices are bottoming out at the usual low point observed in late November to early December. Prices overall are stable for seabass and seabream this month, with the only exception of large-sized seabass (600-800 gr), for which prices dropped by 7 percent in year-on-year terms. However, prices in major markets for both species have generally been lower this year than in 2015, as increased supply from Mediterranean producers has exerted downward pressure despite good demand. Greece, Spain and, in particular, Turkey have all ramped up export volumes in 2016, posting increases in volume terms of 12 percent, 8 percent and 24 percent respectively over the first 8 months of 2016. The core European markets of Italy, France, Portugal and Spain have all increased imports, while UK buyers have matched 2015 levels despite the weakening of the British pound.



Alternative markets, most notably in the Middle East, have also shown impressive growth in 2016, supplied almost entirely by Turkey. Lebanon, UAE and Israel have all become important markets in their own right, with strong demand for bream in particular. Turkish exporters continue to be shielded from the major effects of price declines by the weak Turkish lira, but the entire European sector should maintain a degree of caution as high juvenile production points to plentiful future supply that will need to find markets in a couple of years' time.

EUROPEAN PRICE REPORT

Fish Species Trade Name	Product Form	Grading	Price per kg			Reference & Area	Origin	
			As stated	EUR	USD			
GROUND FISH						November 2016		
Cod/Cabillaud, Morue/ Bacalao <i>Gadus morhua</i>	Fresh gutted		1.53	1.65		Poland FOB	Baltic Sea	
	IQF portion, single frozen	100-150 g/pc	7.40	7.92		Italy CIF	Iceland	
	Fresh - fillet	50-100 g/pc	4.00	4.28		CPT	Denmark	
		100-200	7.10	7.60	+			
		200-400	5.70	6.10	-			
	Fresh - Whole	1-2 kg/pc	6.05	6.47	+			
		2-4	6.54	7.00	+			
	Fillet - wet salted - 1st quality produced from fresh raw material	700-1000 g/pc	8.70	9.31	+	Italy DDP	Iceland	
	Portion single frozen, 10% glaze	100-150 g/pc	7.60	8.13		CIF		
	Stockfish	700 g/pc	23.00	24.62	=	DDP	Norway	
Fillet - wet salted - 1st quality produced from frozen raw material	400-700 g/pc	8.00	8.56	+	Italy CIP	Denmark		
Hake/Merlu/Merluza <i>Merluccius capensis</i>	Minced block		1.58	1.69	=	Namibia FOB for Spanish market	Namibia	
	IQF portion, trapeze	90-110 g/pc	5.90	6.31		Italy CIF		
	IQF	100-200 g/pc	6.20	6.64		Europe DDP	South Africa	
	Fresh - whole	100-200 g/pc	3.80	4.07	+	Italy CPT	Croazia	
	Fresh - gutted	200-300	4.57	4.89	+			
		300-400	5.90	6.31	+			
	Fillet, PBO		2.74	2.95	=	Spain EXW	USA	
		Minced block	1.84	1.98	=			
	Alaska pollack/Lieu de l'Alaska/Colin de Alaska <i>Theragra chalcogramma</i>	Fillet, PBO		2.83	3.05		Netherlands EXW	
		Minced block		1.90	2.05			
Fillet, IQF		2-6 oz	2.48	2.65		Europe CFR	China	
Fillet, baby food quality						DDP	USA	
H&G						Russian Fed. wholesale Vladivostok	Russian Fed.	
		>25	1.02	1.09	-			
	>30	1.06	1.13					
Surimi (Alaska pollack)		>25	1.22	1.31	+	wholesale Moscow		
	Stick - Paprika	250 g/pc	2.55	2.73	=	France CFR	Spain	
	Hoki <i>Macruronus magellanicus</i>	H&G	100-300 g/pc	1.63	1.74	Spain FOB		
		300-500	1.63	1.74				
		500-900	1.63	1.74				
Saithe/Lieu noir/ Carbonero (Pollock, Coley) <i>Pollachius virens</i>	Fillet - interleaved	200-400 g/pc	no quotation			Europe CIF	Faroe Islands	
	Fillet - skinless, PBI, interleaved	16-32 oz/pc	4.45	4.76	=	Spain DDP	Iceland	
Haddock/Eglefin/Eglofino <i>Melanogrammus aeglefinus</i>	H&G	< 0.8 kg/pc	NOK 20.00	2.20	2.36	Sweden FCA	Norway	
	Fresh	1-1.5 kg/pc	5.20	5.57	Spain CIF			
		> 1.5	5.50	5.89				
Ling/Lingue franche/ Maruca <i>Molva molva</i>		> 2	5.65	6.05				
	Fillet - wet salted	1-1.5 kg/pc	5.15	5.51	+	Italy DDP	Faeroe Islands	
	Produced from fresh raw material 1st quality							

EUROPEAN PRICE REPORT

Fish Species Trade Name	Product Form	Grading	Price per kg		Reference & Area	Origin	
			As stated	EUR USD			
GROUND FISH (cont.)						November 2016	
Monkfish/Baudroie/ Rape <i>Lophius</i> spp.	Fresh - Tail	< 0.3 kg/pc	8.66	9.27 +	Italy CPT	UK	
		0.3-0.5	9.98	10.68 +			
		0.5-1	10.58	11.32 +			
		1-2	11.13	11.91 +			
		> 2	12.59	13.47 +			
	Fresh - whole	0.5-1 kg/pc	4.80	5.14 -	FCA	France	
		1-2	5.70	6.10			
	Tails, skinless Frozen at land 100% net weight	100-250 g/pc	5.75	6.15	Spain DDP	Namibia	
		250-500	6.75	7.22			
500-1000		8.00	8.56				
> 1000		8.75	9.36				
John Dory/ Sainte Pierre Pez de San Pedro <i>Zeus faber</i>	Frozen skin-on PBO, chemical free, 100% net weight, IQF,Bulk, frozen weight +count	60-100 g/pc	8.73	9.40	Germany CFR	China	
		100-150	0.93	1.00			
		150-200	9.75	10.50			
		200-300	10.22	11.00			
	Fresh - gutted	600-800 g/pc	11.80	12.63 =	Italy CPT	Senegal	
		800-1000	11.80	12.63 =			
		1000-2000	11.80	12.63 =			
	Sand steenbras/ Marbré/ Herrera <i>Lithognathus mormyrus</i>	Fresh	500/700 g/pc	8.35	8.94 -	FCA	Morocco
			700/1000	8.30	8.88 -		
Mixed			9.00	9.63			
Mediterranean		400-600	9.80	10.49	CPT	France	
		700-1000	9.60	10.27			
		200-300 g/pc	7.60	8.13			
		300-500	9.50	10.17			
		200-300	9.20	9.85			
		300-500	10.00	10.70			
FLAT FISH						November 2016	
Turbot/Rodaballo <i>Psetta maxima</i>	Fresh - whole cultured	0.5-1 kg/pc	10.00	10.70	Spain CIF	Spain	
		1-2	17.55	18.78			
		2-3	21.10	22.58			
		3-4	25.95	27.77			
	Fresh - whole wild	< 0.5 kg/pc	9.10	9.74 -	Italy CPT	Spain/Portugal	
		0.4-0.6	3.95	4.23			
		0.5-0.8	15.98	17.10			
		0.5-1	10.65	11.40 +			
		0.8-1	13.45	14.39			
		1-2	14.20	15.20 +			
		2-3	17.40	18.62 +			
		3-4	21.85	23.38 -			
		4-6	26.10	27.93 +			
		Fresh - whole	0.4-0.6 kg/pc	6.50			6.96 +
	0.8-1		9.80	10.49 +			
	1-1.5		9.58	10.25 +			
	1.5-2		10.30	11.02 +			
	2-2.5		10.90	11.67 +			
	3-4		14.28	15.28 +			
	0.5-1		7.45	7.97			
	0.7-1		7.03	7.52			
	Fresh - whole wild	1-2	10.05	10.76			
2-3		13.95	14.93				
	> 4	21.55	23.06				
	1-2 kg/pc	10.10	10.81 -				
	2-3	13.95	14.93 -				

EUROPEAN PRICE REPORT

Fish Species Trade Name	Product Form	Grading	Price per kg			Reference & Area	Origin	
			As stated	EUR	USD			
FLATFISH (cont.)							November 2016	
Sole/Sole/ Lenguado <i>Solea vulgaris</i>	Fresh - whole wild	< 170 g/pc	9.50	10.80	+	Spain CIF		
		170-220	12.20	13.06				
		200-300	16.35	17.50	+			
		200-250	17.45	18.68				
		300-400	14.95	16.00				
		400-500	20.20	21.62	-			
	500-600	22.10	23.65	-				
	300-400	21.30	22.80					
	No. 3	12.70	13.59	-				
	No. 4	11.16	11.94	-				
	No. 5	8.21	8.79	-				
	No. 3	13.47	14.42	-				
	No. 4	11.70	12.52	+				
	No. 3	12.91	13.82	-				
	No. 4	10.36	11.09	+				
	No. 5	10.27	10.99	-				
	No. 3	14.15	15.14					
	No. 4	9.92	10.62					
	European plaice/ Plie d'Europe/ Solla europea <i>Pleuronectes platessa</i>	Fresh - whole	300-400 g/pc	3.70	3.96		Spain CIF	
			400-600	3.80	4.07			
> 600			4.40	4.71				
4.25		4.55						
European Flounder/ Flet d'Europe/ Platija europea <i>Platichthys flesus</i>	Fresh - fillets skin-on skinless whole	Large Large	3.75	4.01		Italy CPT	Netherlands	
			5.75	6.15				
			2.33	2.49	+			FCA
			2.01	2.15				
Greenland Halibut/ <i>Reinhardtius hippoglossoides</i>	Fillet - skinoff, boneless, blockfrozen		No quotations			Denmark FOB	Greenland	
TUNAS/BILLFISHES							November 2016	
Tuna/Thon/Atún <i>Thunnus spp.</i>	Skipjack - whole	main size	1.30	1.40	=	Bangkok CFR	Western/Central Pacific Ocean	
	Skipjack - whole		1.30	1.40	-	Ecuador	Eastern Tropical Pacific Ocean	
	Yellowfin - whole		2.04	2.20	=	ex-vessel		
	Skipjack - whole	main size	1.07	1.15	=	Seychelles	Indian Ocean	
	Yellowfin - whole		1.85	1.98	-	FOB		
	Skipjack - whole		0.98	1.05	-	Abidjan	Atlantic Ocean	
	Yellowfin - whole	> 10 kg	1.90	2.03	-	ex-vessel		
	Skipjack - whole	1.8-3.4 kg/pc	1.20	1.28	-	Spanish	Various origins	
	Yellowfin - whole	> 10 kg	2.00	2.14	-	Canneries CFR		
	Skipjack - cooked & cleaned loins - vacuum packed	double cleaned	5.48	5.90	=	Italy DDP	Solomon Islands	
	Yellowfin - cooked & cleaned loins - vacuum packed	double cleaned	6.64	7.15	=		Kenya/Mauri- tius/Solomon Is.	
	Skipjack	> 1.8 kg/pc	1.30	1.40	=	Tunisia CFR	Ghana	
	Skipjack - pre-cooked loins		4.64	5.00	-	Europe CFR	Ecuador	
	Yellowfin - pre-cooked loins	double cleaned	5.57	6.00	=			
		single cleaned	6.04	6.50	=			
	Skipjack - whole		1.21	1.30		Ecuador FOB		
	Skipjack - whole	1.9-3.4 kg/pc	0.93	1.00				
		3.5-5	1.02	1.10				
	Yellowfin - pre-cooked loins	double cleaned	4.74	5.10				
		single cleaned	4.64	5.00				
	Skipjack - pre-cooked loins		3.99	4.30				

EUROPEAN PRICE REPORT

Fish Species Trade Name	Product Form	Grading	Price per kg			Reference & Area	Origin
			As stated	EUR	USD		
TUNAS/BILLFISHES (cont.)						November 2016	
Swordfish/Espadon/ Pez espada <i>Xiphias gladius</i>	Frozen at sea, DWT 100% net weight	30-50 kg/pc 50-70	6.20	6.64		Spain FOT	Spain
	Fresh - gutted Whole Mediterranean Whole Atlantic	< 12 kg/pc	9.38	10.04		Italy FCA	
		13-18	8.50	9.10	-	FCA	
		19-25	8.50	9.10	+		
		26-35	8.50	9.10	+		
		19-25	8.84	9.46	+		
		26-35	8.84	9.46	+		
		36-50	8.84	9.46	+		
		> 50	8.84	9.46	+		
SMALL PELAGICS						November 2016	
Mackerel/Maquereau/ Caballa <i>Scomber scombrus</i>	Fresh - whole	4-6 pc/kg	2.80	3.00		Italy CPT	France
	Fresh - Fillets butterfly cut		4.68	5.01	-		
	Whole	200-400 g/pc 300-500	No quotations			Netherlands/Poland FOB	UK
	H&G	> 200 g/pc	na			for Eastern Europe	Greenl./Faroe. I
	Whole	3-4 pc/kg	1.05	1.12		Spain FOB	Spain
Horse Mackerel/ Chincard/ Jurel <i>Trachurus spp</i>	Whole	> 24 cm/pc	1.23	1.32		Morocco FOB for European market	Morocco
Herring/Hareng/Arenque <i>Clupeidae</i>	Fresh - fillet		2.62	2.80		Italy CPT	Denmark
	Fresh - whole	250-300 g/pc > 350	0.86	0.92	-	Russian Fed. wholesale Moscow	Russian Fed.
		> 25	0.75	0.80		Russian Fed. wholesale Vladivostok	
		> 300	0.81	0.87	-		
		> 250	0.91	0.97			
		70-100 g/pc	0.34	0.37		Poland FOB	Baltic
	Sprat/Sprat/Espadín <i>Sprattus sprattus</i>			0.20	0.22		
Sardine/Sardine/ Sardina <i>Sardina pilchardus</i>	Fresh - whole		0.96	1.03	+	Italy CPT	Croatia
			1.00	1.07			Italy
	Fresh - fillet		4.18	4.47	-		France
			4.00	4.28	-		UK
CEPHALOPODS						November 2016	
Squid/Encornet/Calamar <i>Loligo spp.</i> <i>Loligo gayi</i> <i>Loligo vulgaris</i> <i>Loligo duvacelli</i>	Whole	S (< 18 cm)	7.10	7.60	=	Italy CIF	South Africa
		M (18-25)	7.40	7.92	+		
		L (25-30)	7.60	8.13	+		
		XL (>30)	7.60	8.13	+		
	Whole	18-22 cm	3.00	3.21		Spain FCA	Falkland/ Malvinas Isl.
		15-18	4.95	5.30			
		12-16	6.95	7.44			
	Fresh - whole	100-300 g/pc	10.20	10.92	-	Italy FCA	Morocco
		300-400	11.50	12.31			
		400-600	10.50	11.24	-		
		600-1000	13.50	14.45			
	Whole	2 small	5.20	5.57		Mauritania FOB for European market	Mauritania
3 small		4.50	4.82				
4 small		4.00	4.28				
small		5.70	6.10				
medium		6.00	6.42				
large		6.10	6.53				
Whole cleaned,	< 5	3.90	4.20		Germany CFR	India	
	< 10	3.81	4.10				
	11-20	3.02	3.25				
	21-40	2.60	2.80				

EUROPEAN PRICE REPORT

Fish Species Trade Name	Product Form	Grading	Price per kg			Reference & Area	Origin			
			As stated	EUR	USD					
CEPHALOPODS (cont.)							November 2016			
Squid/Encornet/Calamar <i>Loligo chinensis</i>		< 3		4.32	4.65		China			
		3-6		3.53	3.80					
		6-10		3.07	3.30					
		10-15		2.69	2.90					
		15-20		2.32	2.50					
Dosidicus gigas	Raw fillet	2-4 kg/pc		0.92	0.99	Europe CFR	Chile			
				1.58	1.70		Peru			
	Raw tentacle	1-2, 2-3 kg/pc		0.92	0.99		Chile			
		< 1, 1-2		1.49	1.60		Peru			
		> 2		1.53	1.65					
	Raw wings whole without cartilage			0.56	0.60		Chile			
				1.16	1.25		Peru			
	Necks			0.60	0.65		Chile			
	open with cartilage			1.49	1.60		Peru			
	Darum membraneless			5.57	6.00					
	Boiled wings - skin-on			2.14	2.30					
	Squid rings - thawed			4.28	4.58 -	Italy CPT				
	Squid stripes - thawed			1.99	2.13 -					
	Tentacles			2.36	2.53 -					
Octopus/Poulpe/Pulpo <i>Octopus vulgaris</i>	Whole - FAS		T1		8.95		9.58	Morocco FOB, for Spanish market	Morocco	
		T2		7.95	8.51					
		T3		7.65	8.19					
		T4		7.25	7.76					
		T5		6.95	7.44					
	Sushi slice 100% net weight	7 g/pc		13.01	14.00	Europe CFR	Indonesia			
		100% net weight	9 g		13.01			14.00		
		boiled cut 100% net weight			8.22			8.85		
	Flower type 90% net weight	1-2 kg/pc		4.37	4.70	Mauritania FOB	Mauritania			
		>2		4.88	5.25					
	Frozen in land, pots and glaciers, 1° and 2°	T3		9.66	10.40 +					
		T4		8.73	9.40 +					
		T5		8.27	8.90 +					
		T6		7.62	8.20 +					
T7			7.20	7.75 +						
T8			7.01	7.55 +						
FAS	T3		9.48	10.20 +						
	T4		8.55	9.20 +						
	T5		8.08	8.70 +						
	T6		7.43	8.00 +						
	T7		7.01	7.55 +						
	T8		6.83	7.35 +						
Eledone moschata	Fresh			3.84	4.24			Italy CPT	Croazia	
				3.20	3.53				FCA	Francia
				3.50	3.86				CPT	Spagna
			extra	1.48	1.63 +					Croazia
	small	6.88	7.59 -							
	medium	4.12	4.54 -							
		80-120 g/pc		5.15	5.68 -		Tunisia			
		50-80		5.35	5.90 +					
< 50			5.50	6.07 +						
Cuttlefish/Seiche/ Sepia <i>Sepia spp.</i>	Whole, cleaned, IQF	< 10 pc/kg		3.90	4.20	Germany CFR	India			
	20% glaze	11-20		3.90	4.20					
	Fresh - whole	300-500 g/pc		4.20	4.50	Italy FCA	France/UK			
		500-1000		4.88	5.22 +			CPT		
	IQF, 10% glaze	100-200 g/pc		5.00	5.35	FOB	Morocco			
		200-300		5.20	5.57					
		300-400		5.20	5.57					
		400-600		5.20	5.57					
		600-800		5.20	5.57					

EUROPEAN PRICE REPORT

Fish Species Trade Name	Product Form	Grading	Price per kg			Reference & Area	Origin
			As stated	EUR	USD		
CRUSTACEANS							November 2016
Whiteleg shrimp/ Crevette pattes blanches/Camarón patiblanco <i>Penaeus vannamei</i>	PD, chemical treatment 100% net weight treated with non-phosphate	31-40 pc/lb		10.54	11.35	Europe CFR	Indonesia
		41-50		9.71	10.45		
		51-60		9.24	9.95		
		61-70		8.78	9.45		
		71-90		8.50	9.15		
		91-120		8.27	8.90		
	Head-on, shell-on	20-30 pc/kg		9.75	10.50 =		Central America
		30-40		8.17	8.80 +		
		40-50		7.23	7.78 +		
		50-60		6.87	7.40 +		
		60-70		6.32	6.80 +		
		70-80		5.79	6.23 +		
		80-100		5.32	5.73 +		
		100-120		4.64	5.00 +		
		120-140		3.90	4.20		
	Tails	21-25 pc/lb		11.63	12.52 +		
		26-30		10.51	11.31 +		
		31-35		9.42	10.14 +		
		36-40		8.91	9.59 +		
		41-50		8.60	9.26 +		
		51-60		7.84	8.44 +		
		61-70		6.35	6.83		
		71-90		5.84	6.28		
		91-110		4.71	5.07		
	Head-on, Shell-on	30-40 pc/kg		7.52	8.10	South/Central America FOB for European main ports	
		40-50		6.46	6.95		
		50-60		6.13	6.60		
		60-70		5.53	5.95		
		70-80		5.20	5.60		
		80-100		4.83	5.20		
	> 100		4.55	4.90			
Green tiger prawn/ Crevette tigrée verte/ Langostino tigre verde <i>Penaeus semisulcatus</i>	Headless, shell-on, block 100% net weight, net count	41-50 pc/kg		7.06	7.60	Europe CFR	Belgium
		51-60		6.41	6.90		
		61-50		6.04	6.50		
		71-90		5.67	6.10		
		91-120		5.29	5.70		
		100-200		4.83	5.20		
		200-300		4.55	4.90		
		300-500		4.18	4.50		
Metapenaeus shrimps/ Crevettes Metapenaeus Camarones Metapenaeus <i>Metapenaeus spp</i>	Untreated, net weight, net count	100-200 pc/kg		6.22	6.70		India
		200-300		5.34	5.75		
		300-500		4.60	4.95		
Argentine red shrimp/ Salicoque rouge/ d'Argentine/Camarón langostín argentino <i>Pleoticus muelleri</i>	Head-on, shell-on	10-20 pc/kg		8.20	8.78 +	Spain EXW	Argentina
		20-30		7.70	8.24 +		
		30-40		7.40	7.92 +		
		40-60		7.20	7.71 +		
Black tiger/Crevette tigrée/Camarón tigre <i>Penaeus monodon</i>	Headless 20% glaze, IQF	8-12 pc/lb		12.59	13.55	Europe/ Russian Fed.	Bangladesh
		13-15		11.57	12.45		
		16-20		8.59	9.25		
		21-25		6.41	6.90		
		26-30		5.85	6.30		
	Headless, shell-on, block frozen	13-15 pc/kg		11.33	12.20	Europe CFR	Belgium
		16-20		11.33	8.40		
		21-30		7.80	7.10		
		26-30		6.60	7.50		
		31-40		6.97	7.10		
	HOSO, net weight, net count block frozen	10-20 pc/kg		14.86	16.00	Europe CFR	India
		20-30		10.22	11.00		



EUROPEAN PRICE REPORT

Fish Species Trade Name	Product Form	Grading	Price per kg			Reference & Area	Origin	
			As stated	EUR	USD			
CRUSTACEANS (cont.)						November 2016		
Deep-water rose shrimp/ Crevette rose du large/ Gamba de altura/ <i>Parapenaeus longirostris</i>	Fresh - Peeled tail	Mixed	10.00 11.37			Italy CPT	Italy	
Common shrimp/ Crevette grise/Quisquilla <i>Crangon crangon</i>	Fresh, shell-on		44.70 47.84 +			Spain CIF	Netherlands	
	Head-on, shell-on		11.70 12.52					
Norway lobster/ Langoustine/Cigala <i>Nephrops norvegicus</i>	Fresh - Whole 4X1.5 kg	3-5 pc/kg	na			DDP		
		4-7	25.35 26.97					
		6-9	25.92 27.57 +					
		8-12	19.35 20.59					
		11-15	21.72 23.11 +					
		16-20	18.72 20.04 =					
		20-30	15.54 16.63 +					
		31-40	11.82 12.65 =					
		41-50	8.52 9.12					
		Tails	40-60	13.35 14.29				
	Whole	00 pc/kg	13.78 14.75			Spain CIF	Scotland	
		0	12.38 13.25					
		1	10.98 11.75					
		2	9.68 10.36					
		3	8.48 9.08					
		4	7.28 7.79					
		5	5.15 5.51					
	Fresh - whole	5-9 pc/kg	21.00 22.48				Netherlands	
		11-15	18.90 20.23					
		16-20	15.45 16.54					
		20-30	13.00 13.91					
		31-40	10.70 11.45					
	Fresh - whole, head	41-50	8.55 9.15			Italy CPT	Denmark/ UK	
		8-10 pc/kg	16.70 17.87					
		11-15	15.00 16.05 -					
		16-20	15.70 16.80 +					
		21-30	9.99 10.69					
		41-50	5.29 5.66			FCA		
European lobster/ Homard européen/ Bogavante <i>Homarus gammarus</i>		Live - bulk	400-600 g/pc	20.00 21.40 +			France delivered to French vivier	Ireland
			600-800	20.00 21.40 +				
American lobster/ Homard américain/ Bogavante americano <i>Homarus americanus</i>		Fresh - whole	Large	20.55 21.99 +			Italy CPT	UK
			small	20.90 22.37 +				
	Live hard shell		16.60 17.77 +				Canada	
		Live hard shell		12.17 13.02 -			USA	
		Live soft shell		12.38 13.25 -				
	Popsicle	< 450 g/pc (canner size)	CAN 25.00	19.29	17.86	Canada FOB for European mkt	Canada	
		> 450 (market size)	CAN 26.00	19.29	17.86			
Whole cooked netted lobster		canners market	CAN 24.00 CAN 25.00	17.81 18.55	16.48 17.17			
Edible crab/Tourteau/ Buey de mar <i>Cancer pagurus</i>	Live	T2 13-16 cm	2.27 2.43 -			France Auction	France	
Spinous spider crab/ Araignée européenne/ Centolla europea/ <i>Maja squinado</i>	Fresh - female		5.30 5.67			Italy CPT	UK	
	male		4.50 4.82					
	female		4.60 4.92 +					
	male		4.30 4.60 +					
	Fresh-female	small	2.80 3.00					
	male	small	2.43 2.60					



EUROPEAN PRICE REPORT

Fish Species Trade Name	Product Form	Grading	Price per kg			Reference & Area	Origin		
			As stated	EUR	USD				
BIVALVES								November 2016	
Oyster/Huître/Ostra Crassostrea gigas Ostrea edulis	Live	No. 3	4.40 4.71			France prod. Price/ average export price	Ireland/France		
		60-100 g/pc	16.88 18.07 =			Spain CIF	Netherlands		
		95-110 g/pc >130	16.25 17.39 - 14.62 15.65 +				Italy		
							Netherlands		
Mussel/Moule/Mejillón Mytilus edulis Mytilus galloprovincialis Mytilus chilensis	Live - Bottom mussel		2.10 2.25			France wholesale	France		
			1.80 1.93				Netherlands		
	Live - Rope	60-80 pc/kg	2.00 2.14					Spain	
	Fresh	20-25 pc/kg	no quotation			Spanish market EXW			
		25-30							
		30-40							
		40-70							
			1.25 1.34 - 1.20 1.28 -			Italy CFA	Italy		
	Fresh - whole	shell on	1.15 1.23 - 1.25 1.34 1.25 1.34 + 1.87 2.00			Italy FCA CPT FCA CPT	Spain		
			2.15 2.30 + 2.15 2.30 =						
	IQF - shell-off, 7% glaze	200-300 pc/kg	3.45 3.69			CIF	Chile		
	Cooked mussel meat IQF	100-200 pc/kg	3.11 3.35			France CIF			
200-300		2.83 3.05							
300-500		2.51 2.70							
Cooked mussel whole shell, IQF	80-100 pc/kg	2.04 2.20							
Razor shell/Couteau/ Navajas - Solenidae	Fresh	S	7.80 8.35 =			Spain CIF	Ireland		
		M	8.70 9.31 =						
		L	10.25 10.97 +						
	Live	10-12 cm/pc	3.80 4.07 =				Netherlands		
SALMON								November 2016	
Atlantic salmon/ Saumon de l'Atlantique/ Salmón del Atlántico Salmo salar	Fresh - gutted, head-on Superior quality	2-3 kg/pc	5.50 5.89			France CIF	Scotland		
		3-4	7.40 7.92						
		4-5	7.30 7.81						
		5-6	7.30 7.81						
		> 6	7.40 7.92						
	Fresh - gutted, head-on Superior quality	2-3 kg/pc	4.80 5.14				Norway		
		3-4	6.30 6.74						
		4-5	6.54 7.00						
		5-6	6.54 7.00						
		> 6	6.50 6.96						
	1-2 kg/pc	NOK	37.54	4.13	4.43	Norway FOB			
		NOK	44.56	4.90	5.26				
		NOK	49.72	5.47	5.87				
		NOK	50.77	5.59	5.99				
		NOK	51.36	5.65	6.06				
		NOK	51.54	5.67	6.09				
		NOK	52.04	5.73	6.14				
		NOK	52.50	5.78	6.20				
		NOK	51.21	5.64	6.05				

EUROPEAN PRICE REPORT

Fish Species Trade Name	Product Form	Grading	Price per kg			Reference & Area	Origin
			As stated	EUR	USD		
SALMON (cont.)						November 2016	
Atlantic salmon/ Saumon de l'Atlantique/ Salmón del Atlántico <i>Salmo salar</i>	Fresh	3-4 kg/pc	6.90 7.38			Spain CFR	Norway
	gutted, head-on	4-5 kg/pc	7.85 8.40 +			Tunisia CFR	
		5-6	7.85 8.40 +				
	Fresh - salmon cubes 8x8x8 IQF - salmon slices		9.73 10.41			Europe CFR	
			9.73 10.41				
	Fresh - Whole - Superior	2-3 kg/pc	3.52 3.77			Italy FCA	
		3-4	4.44 4.75				
		4-5	4.62 4.94				
		5-6	4.69 5.02				
		6-7	4.77 5.11				
		7-8	5.05 5.40				
		8-9	na				
		9-10	na				
		3-4	5.32 5.69				
		4-5	5.45 5.83				
	5-6	5.35 5.73					
	IQF portion	100-150 g/pc	10.30 11.02			CIF	Denmark
	Head-on, gutted, grade 1	6-7 kg/pc	5.08 5.44			Denmark DDP	Chile
Fillet, interleaved	1-2 lb/pc	4.87 5.21					
	2-4	4.17 4.46					
Fillet, VAC	1-2 lb/pc	6.10 6.53					
	3-4	6.15 6.58					
Fillet, IQF	2-3 lb/pc	6.15 6.58					
4-5	6.88 7.36						
Bits and pieces		7.06 7.60 +			Europe CIF		
scapped meat		5.11 5.50 +					
TROUT						November 2016	
Trout/Truite/Trucha <i>Salmo trutta</i>	Whole, gutted, fresh on ice	0.25-0.4 kg/pc	HUF 1377	4.44	4.74	Hungary ex-farm	Hungary
	Fillet - farmed	200-400 g/pc	8.20 8.78			Italy ex-farm	Italy
	Live - farmed	500-700 g/pc	3.30 3.53				
Rainbow trout/ Truite arc-en-ciel/ Trucha arco iris <i>Oncorhynchus mykiss</i>	Live - farmed	250-400 g/pc	3.20 3.42				
	Gutted	250-400 g/pc	4.20 4.50				
FRESHWATER FISH						November 2016	
Carp/Carpe/Carpa <i>Cyprinus</i> spp.	Live	1.2-5 kg/pc	HUF 630	2.03	2.17	Hungary ex farm	Hungary
	Fresh, whole, gutted, head-off	0.7-4.5 kg/pc	HUF 1121	3.62	3.86		
	Fresh on ice - slices		HUF 1304	4.21	4.49		
	Fresh on ice - fillets		HUF 1514	4.88	5.21		
Crucian Carp/Carassin Carpin <i>Carassius carassius</i>	Live	0.45-0.9 kg/pc	HUF 392	1.26	1.35		
Grass Carp/ Carpe chinoise/Carpa China <i>Ctenopharyngodon idellus</i>	Live	0.8-3 kg/pc	HUF 701	2.26	2.41		
	Fresh, whole, gutted, head-off		HUF 1093	3.53	3.76		
Bighead carp/Carpe à grosse tête/Carpa capezona <i>Aristichthys nobilis</i>	Fresh gutted, head-off	0.7-5.0 kg/pc	HUF 680	2.19	2.34		
	Fresh on ice - slices		HUF 775	2.50	2.67		
	Fresh on ice - fillets		HUF 911	2.94	3.14		
	Live	1-5.5 kg/pc	HUF 385	1.24	1.33		

EUROPEAN PRICE REPORT

Fish Species Trade Name	Product Form	Grading	Price per kg			Reference & Area	Origin	
			As stated	EUR	USD			
FRESHWATER FISH (cont.)						November 2016		
Nile perch/Perche du Nil/Perca del Nilo <i>Lates niloticus</i>	Fillet - skinless	300-500 g/pc	5.11	5.50		EU CFR	Uganda	
	Interleaved, 100% net weight	500-1000	4.78	5.15				
	Fresh whole	200-400 g/pc	2.57	2.75		Italy FCA		
	yellow	200-400 g/pc	4.23	4.53	-			
	red	200-400 g/pc	4.12	4.41	-		Tanzania	
	green	200-400 g/pc	4.12	4.41	-			
	Fresh fillet	200-400 g/pc	5.18	5.54	+			
		400-700	5.11	5.47	+			
	Fillet - skinless, PBI, IWP	500-1000 g/pc	5.71	6.15	=	Spain CFR		
Nile Tilapia/Tilapia du Nil/Tilapia del Nilo <i>Oreochromis niloticus</i>	Fillet - skinless, IQF, PBO non-treated, 10% glaze	5-7 oz/pc	3.85	4.10	+		China	
North African catfish/ Poisson chat nord-africaine/ pez gato <i>Clarias gariepinus</i>	Fresh - fillets skinless		HUF 1472	4.75	5.07	Hungary ex farm	Hungary	
	Fresh - fillets skin-on		HUF 1675	5.40	5.77			
	Fresh, whole, gutted, head-off		HUF 1191	3.84	4.10			
European catfish/ Silure glane/Siluro <i>Silurus glanis</i>	Live	0.8- 4 kg/pc	HUF 1682	5.43	5.79 =			
	Fresh on ice - slices		HUF 1121	3.62	3.86			
	Fresh on ice - fillets		HUF 1606	5.18	5.53			
<i>Pangasius</i> spp.	Fillet refreshed			3.55	3.80	Italy CIF	Vietnam	
	Fillet, IQF, white - 20% glaze	120-170 g/pc		1.85	1.98	CPT		
	Fillet, IQF, white - 20% glaze	170-220		1.85	1.98			
	Fillet, IQF, white - 5% glaze			3.26	3.49			
	Fillet, IQF, white - 20% glaze	120-170-220		1.76	1.90	Spain CFR		
	Fillet, 100% net weight, IQF	g/pc		2.32	2.50			
	Fillet, 100% net weight, interlvd			2.28	2.45			
NON-TRADITIONAL SPECIES						November 2016		
Sturgeon/Esturgeon/ Esturione <i>Acipenseridae</i>	Frozen - Whole	1.5-2 kg/pc	5.00	5.35		France CIF	France	
	Gutted	5-7 kg/pc	6.50	6.96				
	Fillets	200-300 g/pc	11.50	12.31				
		800-1000	11.50	12.31				
<i>A.baeri</i>	Caviar (Aquitaine) metal boxes		1.00	1.07				
Ribbonfish <i>Trichiurus lepturus</i>		300-1500 g/pc	2.50	2.68		Europe CFR	Senegal	
SEABASS/SEABREAM/MEAGRE						November 2016		
Seabass/Bar, Loup/Lubina <i>Dicentrarchus labrax</i>	Fresh - whole farmed	200-300 g/pc	3.70	3.96	=	Greece FOB	Greece	
		300-450	4.50	4.82	-			
		450-600	5.10	5.46	-			
		600-800	6.00	6.42	-			
		800-1000	7.20	7.71	=			
		> 1000	9.00	9.63	=			
		200-300 g/pc	3.90	4.17	=	Italy CIF		
		300-450	4.70	5.03	-			
		450-600	5.30	5.67	-			
		600-800	6.20	6.64	-			
		800-1000	7.40	7.92	=			
		> 1000	9.20	9.85	=			



EUROPEAN PRICE REPORT

Fish Species Trade Name	Product Form	Grading	Price per kg			Reference & Area	Origin
			As stated	EUR	USD		
SEABASS/SEABREAM/MEAGRE (cont.)							November 2016
Seabass/Bar, Loup/Lubina <i>Dicentrarchus labrax</i>	Fresh - whole farmed	200-300 g/pc	3.95	4.23 =	France CIF	Greece	
		300-450	4.75	5.08 -			
		450-600	5.35	5.73 -			
		600-800	6.25	6.69 -			
		800-1000	7.45	7.97 =			
		> 1000	9.25	9.90 =			
		200-300 g/pc	3.94	4.22 =	Spain CIF		
		300-450	4.74	5.07 -			
		450-600	5.34	5.72 -			
		600-800	6.24	6.68 -			
		800-1000	7.44	7.96 =			
		> 1000	9.24	9.89 =			
		200-300 g/pc	3.97	4.25 =	Germany CIF		
		300-450	4.77	5.11 -			
		450-600	5.37	5.75 -			
		600-800	6.27	6.71 -			
		800-1000	7.47	7.99 =			
		> 1000	9.27	9.92 =			
		200-300 g/pc	3.95	4.23 =	Portugal CIF		
		300-450	4.75	5.08 -			
		450-600	5.35	5.73 -			
		600-800	6.25	6.69 -			
		800-1000	7.45	7.97 =			
		> 1000	9.25	9.90 =			
		200-300 g/pc	4.13	4.42 =	UK CIF		
		300-450	4.93	5.28 -			
		450-600	5.53	5.92 -			
		600-800	6.43	6.88 -			
		800-1000	7.63	8.17 =			
		> 1000	9.43	10.09 =			
		200-300 g/pc	4.35	4.66	Italy CIF		
		300-450	5.08	5.44			
		450-600	5.45	5.83			
		600-800	6.93	7.42			
		800-1000	8.12	8.69			
		1000-1500	10.11	10.82			
		> 1500	11.90	12.74			
		> 2000	15.45	16.54			
		200-300 g/pc	4.40	4.71	Spain CIF	Canary Island (Spain)	
		300-400	4.70	5.03			
		400-600	5.70	6.10			
		600-800	7.91	8.47			
		800-1000	10.21	10.93			
		1000-2000 g/pc	10.80	11.56		France	
		2000-3000	11.80	12.63			
		3000-4000	14.30	15.30			
	Fresh - whole - wild Atlantic	1000-2000 g/pc	na	Italy FCA	Morocco		
		> 2000	na				
		> 3000	na				



EUROPEAN PRICE REPORT

Fish Species Trade Name	Product Form	Grading	Price per kg			Reference & Area	Origin
			As stated	EUR	USD		
SEABASS/SEABREAM/MEAGRE (cont.)							November 2016
Seabass/Bar, Loup/Lubina <i>Dicentrarchus labrax</i>	Fresh - whole - wild Mediterranean	400-600 g/pc	na			Italy CPT	Egypt
		600-800	12.50	13.38 =			
		800-1000	12.50	13.38 =			
		1000-2000	12.50	13.38 =			
		> 2000	12.89	13.80 +			
		> 3000	33.00	35.32			
	Farmed - Orbetello	Large	10.70	11.45 =	FCA	Italy	
		Medium	9.70	10.38 =			
		Small	7.60	8.13			
Gilthead seabream/ Dorade royale/Dorada <i>Sparus aurata</i>	Fresh - whole farmed	200-300 g/pc	4.20	4.50 =	Greece FOB	Greece	
		300-450	4.30	4.60 =			
		450-600	4.30	4.60 =			
		600-800	4.80	5.14 =			
		800-1000	7.00	7.49 -			
		> 1000	10.00	10.70 =			
		200-300 g/pc	4.40	4.71 =	Italy CIF		
		300-400	5.15	5.51			
		300-450	4.50	4.82 =			
		450-600	4.50	4.82 =			
		600-800	5.00	5.35 =			
		800-1000	7.20	7.71 -			
		> 1000	10.20	10.92 =			
		200-300 g/pc	4.45	4.76 =	France CIF		
		300-450	4.55	4.87 =			
		450-600	4.55	4.87 =			
		600-800	5.05	5.40 =			
		800-1000	7.25	7.76 -			
		> 1000	10.25	10.97 =			
		200-300 g/pc	4.44	4.75 =	Spain CIF		
		300-450	4.54	4.86 =			
		450-600	4.54	4.86 =			
		600-800	5.04	5.39 =			
		800-1000	7.24	7.75 -			
		> 1000	10.24	10.96 =			
		200-300 g/pc	4.47	4.78 =	Germany CIF		
		300-450	4.57	4.89 =			
		450-600	4.57	4.89 =			
		600-800	5.07	5.43 =			
		800-1000	7.27	7.78 -			
		> 1000	10.27	10.99 =			
		200-300 g/pc	4.45	4.76 =	Portugal CIF		
		300-450	4.55	4.87 =			
		450-600	4.55	4.87 =			
		600-800	5.05	5.40 =			
		800-1000	7.25	7.76 -			
		> 1000	10.25	10.97 =			



EUROPEAN PRICE REPORT

Fish Species Trade Name	Product Form	Grading	Price per kg			Reference & Area	Origin
			As stated	EUR	USD		
SEABASS/SEABREAM/MEAGRE (cont.)						November 2016	
Gilthead seabream/ Dorade royale/Dorada <i>Sparus aurata</i>	Fresh - whole farmed	200-300 g/pc	4.63	4.96 =	UK CIF	Greece	
		300-450	4.73	5.06 =			
		450-600	4.73	5.06 =			
		600-800	5.23	5.60 =			
		800-1000	7.43	7.95 -			
		> 1000	10.43	11.16 =			
	farmed wild farmed Orbetello	600-800 g/pc	10.24	10.96 -	Italy FCA	Morocco	
		800-1000	11.72	12.54 -			
		1000-2000	13.55	14.50 -			
		> 2000	13.04	13.96 -			
		300-400 g/pc	5.38	5.76	CIF	Greece	
		400-600 g/pc	11.00	11.77	CPT	Egypt	
		600-800	12.00	12.84			
		800-1000	12.00	12.84			
		1000-2000	12.00	12.84			
		Large	10.70	11.45 =	FCA	Italy	
		Medium	9.70	10.38 =			
		Small	7.60	8.13 =			
Meagre/Maigre commun/Corvina <i>Argyrosomus regius</i>	Fresh - Whole farmed	500-1000 g/pc	5.00	5.35		Greece	
		1000-2000	4.60	4.92			
		> 2000	4.68	5.01			
		> 3000	4.72	5.05			
	wild	> 2000 g/pc	6.56	7.02	CIF	Egypt	
		600-800 g/pc	12.00	12.84 +	CPT		
		800-1000	12.00	12.84 +			
		1000-2000	12.50	13.38 +			
			2000-4000	9.40			10.06

EUROPEAN PRICE REPORT

PRICE REFERENCE (INCOTERMS 2010)

CFR	Cost and Freight
CIF	Cost, Insurance and Freight
CIP	Carriage and Insurance Paid To
CPT	Carriage Paid To
DAT	Delivered at Terminal
DAP	Delivered at Place
DDP	Delivered Duty Paid
EXW	Ex Works
FCA	Free Carrier
FAS	Free Alongside Ship
FOB	Free on Board

(DAF, DES, DEQ and DDU have been cancelled)

PRODUCT FORM

C&P	Cooked and Peeled
FAS	Frozen at Sea
H&G	Headed and Gutted
HOG	Head on Gutted (salmon)
IQF	Individually Quick Frozen
IWP	Individually Wrapped Pack
PBI	Pinbone In
PBO	Pinbone Off
PD	Peeled and Deveined
PTO	Peeled Tail On
PUD	Peeled, Undeveined

SYMBOLS

- + Price increased in original currency since last report
- Price decreased in original currency since last report
- = Updated but unchanged price
- * New insertion
- Not updated since last issue

CURRENCY RATES

		USD	EUR
Canada	CAD	1.35	1.46
Hungary	HUF	290.33	309.97
Norway	NOK	8.47	9.08
USA	USD		1.08
EU	EUR	0.93	
Denmark	DKK	6.95	7.44

Exchange Rates: 16.11.2016

The European Fish Price Report is a monthly GLOBEFISH publication.
This issue was prepared by Helga Josupeit, Wei Wang and Felix Dent.

It can be ordered from the **FISH INFONetwork**:

FAO GLOBEFISH

(Network coordinator)
Viale delle Terme di Caracalla
00153 Rome - Italy
Tel: (39) 06 57055188
Fax: (39) 06 57053020
E-mail: globefish@fao.org
Web site: www.globefish.org

INFOPECHE (Africa)

Tour C, 19^{ème} étage, Cité
Administrative
Abidjan 01 - Côte d'Ivoire
Tel: (225) 20228980
Fax: (225) 20218054
E-mail: infopeche@aviso.ci
Web site: www.infopeche.ci

INFOPESCA

(Latin America)
Julio Herrera y Obes 1296
11200 Montevideo - Uruguay
Tel: (598) 2 9028701
Fax: (598) 2 9030501
E-mail: infopesca@infopesca.org
Web site: www.infopesca.org

INFOYU (China)

Room 514, Nongfeng Building
No. 96 East Third Ring Road
Chaoyang District
Beijing 100122 – P.R. China
Tel: (86-10) 59199614
Fax: (86-10) 59199614
E-mail: infoyu@agri.gov.cn
Web site: www.infoyu.net

EUROFISH

(Central and Eastern Europe)
H.C. Andersens Blvd 44-46
1553 Copenhagen - Denmark
Tel: (45) 33377755
Fax: (45) 33377756
E-mail: info@eurofish.dk
Web site: www.eurofish.dk

INFOSAMAK

(Arab Region)
71 blvd Rahal El Meskini
Casablanca 20 000 - Morocco
Tel: (212) 522540856
Fax: (212) 522540855
E-mail:
infosamak@infosamak.org
Web site : www.infosamak.org

INFOFISH (Asia/Pacific)

1st Floor, Wisma LKIM
Jalan Desaria - Pulau Meranti
47120 Puchong, Selangor DE
Malaysia
Tel: (603) 80649295/80649169
Fax: (603) 80603697
E-mail: info@infofish.org
Web site: www.infofish.org

INFOSA - sub-office

INFOPECHE (Southern Africa)
89, John Meinert Street- West
Windhoek -Namibia
Tel: (264) 61279430
Fax: (264) 61279434
E-mail: infososa@infososa.org.na
Web site: www.infososa.org.na

GLOBEFISH Market Reports are available from the GLOBEFISH web site:
www.fao.org/in-action/globefish



**Food and Agriculture
Organization of the
United Nations**

Food and Agriculture Organization of the United Nations
Fisheries and Aquaculture Policy and Economics Division
Products, Trade and Marketing Branch
Viale delle Terme di Caracalla
00153 Rome, Italy
Tel +39 06 5705 2884
Fax +39 06 5705 3020
www.fao.org/in-action/globefish