



EUROPEAN PRICE REPORT



Issue 1/2017 January 2017

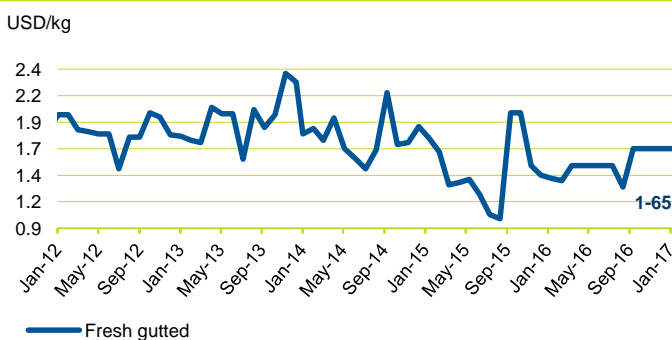
LATEST TRENDS

Traditionally, the first two months of the year are not a very active sales period, but demand has been surprisingly strong in the first days of 2017. This is an indication that traders expect shortages in the market over the coming months and substantially higher prices as a result. The upward trend in fuel prices will also lead to higher costs for capture fisheries, which will be passed on to the traders. The weak euro is another factor playing an important role in European fish trade at present, as other markets such as the USA, Japan and China are able to compete more easily with the European buyers, driving fish prices further upwards. Soaring prices have been reported for practically all major species, including those for shrimp, which had been depressed throughout most of 2016.

GROUNDFISH

Cod catches are seasonally low in Poland and demand is also declining, bringing down price levels. Prices of wet-salted cod fillets from frozen *Gadus macrocephalus* are still increasing and are expected to increase further. This is quite unusual for January, normally an uneventful month for wet-salted cod.

COD - in Poland (FOB, origin: Baltic Sea)



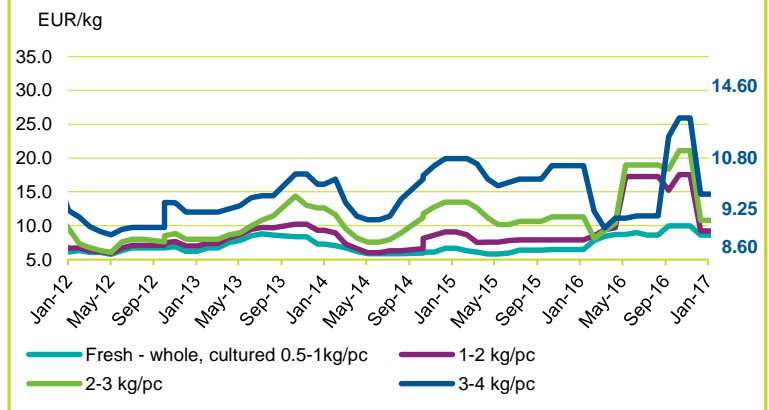
Index for prices

Groundfish	9
Flatfish	10
Tuna	11
Small Pelagics	12
Cephalopods	12
Crustaceans	14
Bivalves	16
Salmon	16
Trout	17
Freshwater fish	17
Non Traditional Species	18
Seabass-Seabream-Meagre	18

The **European Fish Price Report**, based on information supplied by industry correspondents, aims to provide guidance on broad price trends. Price information is indicative and should be used only for forecasting medium- and long-term trends. FAO is not responsible for any errors or omissions.

Demand for raw material from China, Japan and Europe is exceptionally high and is expected to remain so over the coming months. Supply of wet-salted cod fillets from fresh *Gadus morhua* raw material of Faroese and Icelandic origin is limited at present as there is strong demand for fresh *Gadus morhua* from other markets, and prices for cured product have increased as a result.

TURBOT - in Spain, origin: Spain

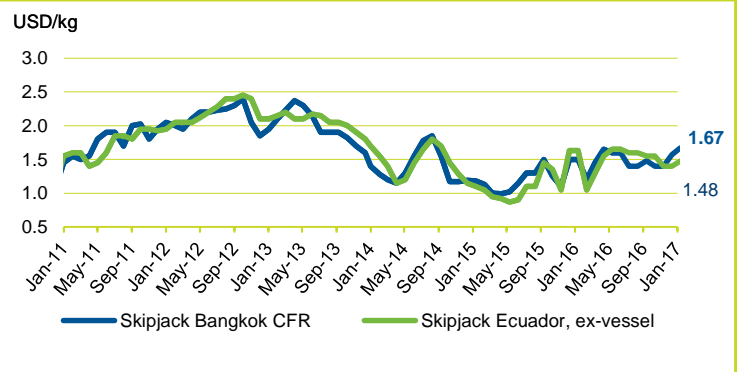


TUNA - BILLFISHES

Tuna prices are going up, due to limited catches in all oceans. However, loin prices are following the opposite trend in Spain and Italy as the agreement with Latin American countries allows a large quantity of loins to enter the EU market at zero tariff.

Fishing in the Western and Central Pacific remains slow and carriers arriving from the Indian Ocean continue to supplement the quantities landed in Thailand. Raw material inventories at Thai canneries are reported to be moderate. The skipjack price continues to increase as a result of the poor fishing in the Western and Central Pacific.

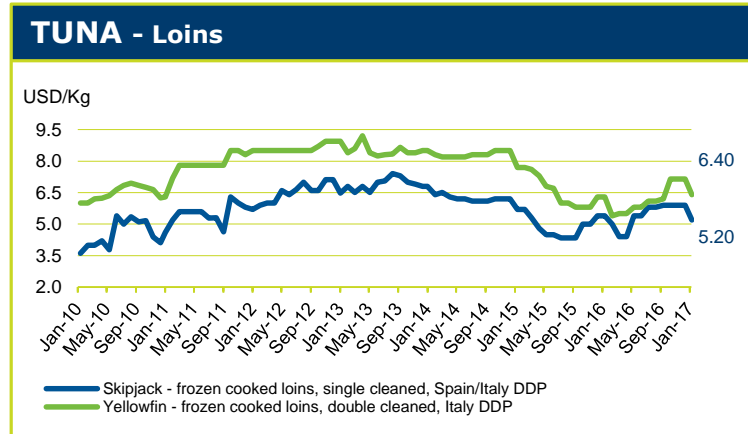
TUNA - Pacific Ocean



The second IATTC 'veda' closure in the Eastern Pacific is in effect until 18 January. Skipjack catches for vessels not currently tied-up is reported to be moderate-to-good, while yellowfin catches are still poor. Local canneries continue to report healthy raw material inventories, although skipjack and yellowfin prices are rising in Manta.

There have been no changes in the situation in the Indian Ocean. Catches remain moderate and local canneries continue to report adequate raw material inventories. Transshipment activity remains high.

The two-month FAD closure in the Atlantic Ocean has been in effect since 1 January 2017. Both catches and raw material inventories at local canneries are reported to be moderate. In anticipation of reduced fishing activity during the FAD closure, skipjack and yellowfin prices have increased. In contrast, the market price for cooked, double cleaned yellowfin loins has dropped due to the arrival of zero-duty quota loins from Ecuador.



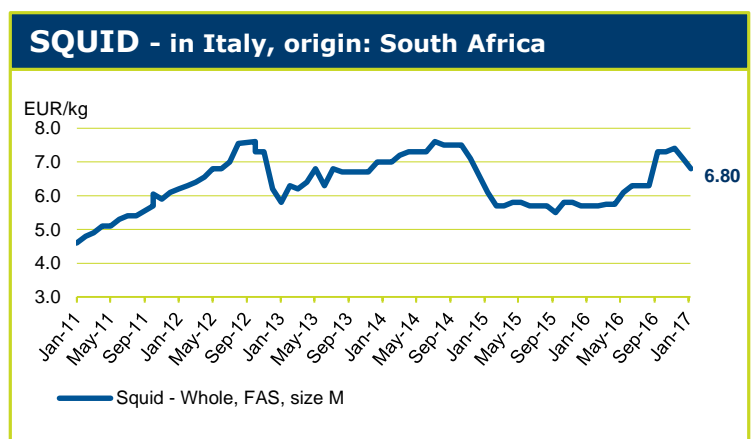
SMALL PELAGICS

Herring supply is limited at present, and prices are increasing on the Polish market. Meanwhile, sprat production is low and prices are stable. Prices of Pacific herring are declining on the Vladivostok market as there is plenty of product on offer, while reports in Moscow are of good demand and good price levels, particularly for larger sizes.

CEPHALOPODS

The opening months of the year are not a major consumption period for cephalopods and activity has been limited.

In Indonesia, low landings of octopus have been reported and supplies are tight. Weather conditions have improved but catches are still poor, suggested to be the result of environmental factors relating to climate change.

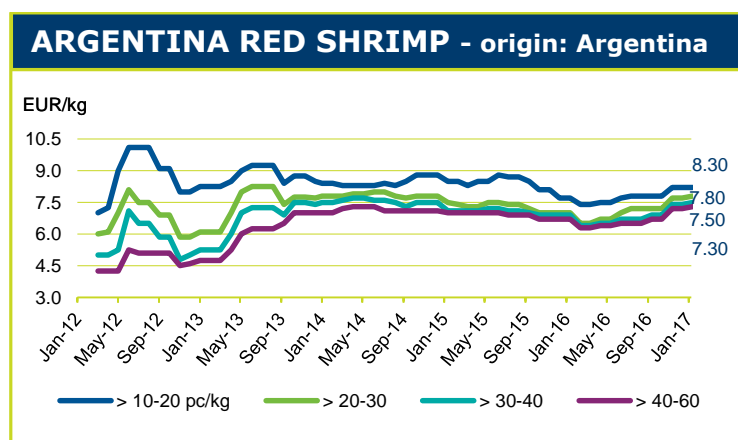
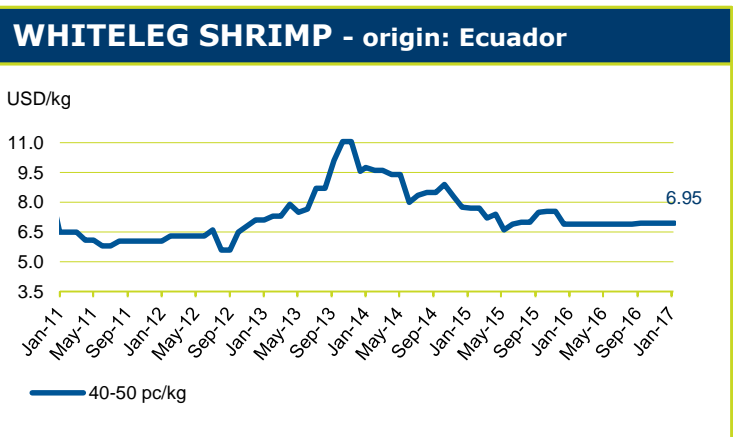


In South Africa, loligo squid landings continue to be very good, but prices have softened less than might have been expected because of the lack of squid supplies from other sources. Usually the market is flat over the festive season, but this year shipments are continuing at a good pace, supported by strong demand. Unusually good southeasterly winds are concentrating squid in the inshore spawning areas and, after three poor years, the bumper season has dramatically improved profits for operators. That said, it should be noted that prices have fallen back somewhat from the sky-high level of late 2016.

CRUSTACEANS

Raw material supply from Indonesia is still very low as farmers have been reluctant to stock due to the high number of failed harvests recently. The low supply situation is expected to extend until the end of March.

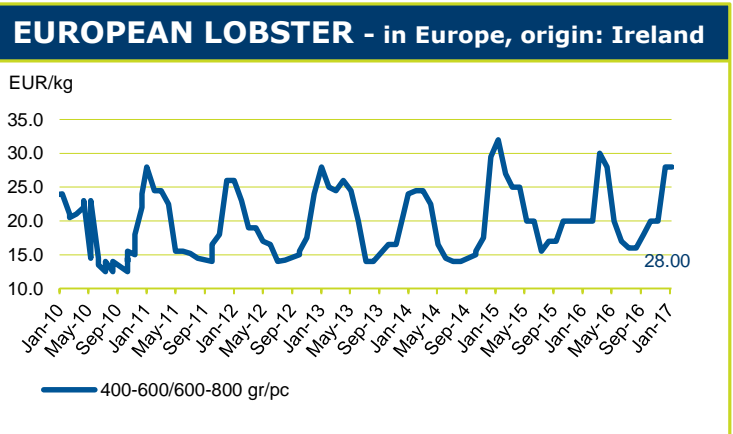
Overall, prices are falling due to sluggish demand. Argentine shrimp is widely available on both the Italian and Spanish market, and is being actively promoted in supermarkets.



Crab and lobster prices reached their traditional annual high in late December for the Christmas and New Year period. There is no production in Europe at present.

The season for Canadian frozen lobster is almost over. Sales typically peak during Christmas and contracts are agreed long before. Catches were poor

in 2016 and there is little inventory of frozen whole lobster still available in Canada. Meanwhile, prices of live lobster are reported to be high currently due to long periods of bad weather and high demand from China for the Chinese New Year.



BIVALVES

French Bouchot mussels are available on the bivalve market, as well as Irish rope mussels, Spanish galloprovincialis and Dutch bottom mussels. The Dutch and Bouchot production seasons are now past their peak and supplies from these sources are expected to decline throughout the first quarter of 2017.

The oyster market reached its traditional peak over the Christmas period with high consumption in France and a number of promotional campaigns. Boosted by higher prices for other festive food items such as salmon and foie gras, oysters were the ideal festive product at the end of 2016. With this peak period now behind us, demand has slowed and prices are likely to decline.

SALMON

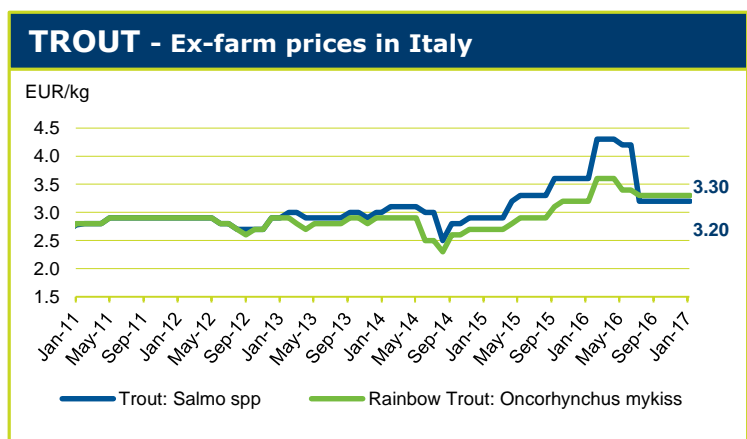
As we begin 2017, European farmed Atlantic salmon producers are reflecting on a record-breaking 2016 in terms of revenue growth and weighing up the uncertainties that will determine whether the boom can be sustained over the next 12 months. Recent figures published by the Norwegian Seafood Council (NSC) put the total value of salmon and trout exports from Norway in 2016 at a remarkable NOK 65 billion, or almost EUR 7 billion, about 29% higher than the equivalent figure for 2015. These impressive export revenues were the

result of exceptionally high prices rather than particularly high volumes, with Norwegian salmon exports down 5.2 percent in volume terms to 53 340 tonnes in 2016, contributing to a global supply crunch that saw farmed salmon prices soaring to historic highs. The NASDAQ salmon index broke the NOK 80/kg mark on two separate occasions in 2016, once in mid-year and again in late December as seasonal demand sent prices surging upwards once again. In the first weeks of 2017, reports suggest that demand is faltering somewhat as festivities wind down and the current price level becomes unpalatable to buyers of Norwegian fish. In the UK, however, very tight supply and a weak British pound is preventing a downturn in prices for the time being at least. The UK farmed salmon sector has also seen revenues boosted significantly by the price levels, with a decrease in sales to the US offset by strong demand from European and Asian buyers.

Temporary drops in the spot price for fresh farmed salmon are typical for this time of year, and the longer-term supply and demand balance in the salmon market is still one that should support prices at the new higher plateau ranging from NOK 60-70/kg. However, the industry is keeping a close eye on developments on both the production and the market side that could alter the underlying fundamentals. Firstly, the profitability of salmon farming at present price levels means that the major salmon aquaculture companies are continuously seeking new geographic and regulatory opportunities for expansion. New projects are being put forward in Ireland and Iceland, while the Scottish authorities are set to discuss a revision of rules on biomass limits to allow for accelerated sector growth. On the market side, there is some concern that the consumer-side impact of extreme raw material costs filtering down the supply chain could be significant over the next year as demand is eroded at an accelerating rate.

TROUT

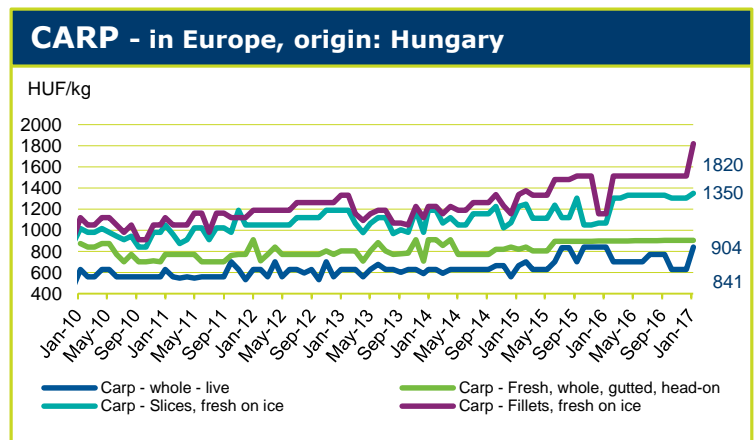
The latest NSC report puts the total value of 2016 exports of Norwegian trout 69 percent higher than in 2015, at NOK 3.9 billion. In volume terms, the increase was 29 percent, to 68 227 tonnes. The relatively higher jump in value reflects the significantly higher price level of NOK 55.31/kg for fresh whole trout in 2016. The introduction of the Russian trade embargo has forced the Norwegian industry to develop a number of alternative markets for farmed trout, resulting in a much more diversified set of buyers whose demand for fish has seen rapid depletion of biomasses at Norwegian trout



pens. Aside from being an important development in terms of risk mitigation, combined demand from these new markets has forced trout prices upwards and set the stage for a very positive long-term outlook from the producer perspective.

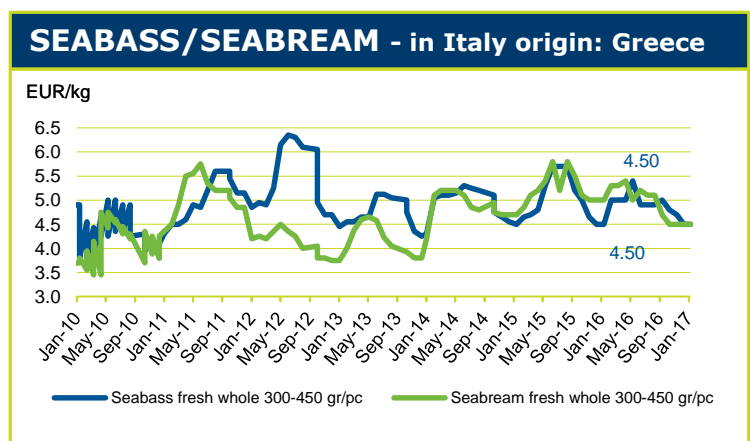
FRESHWATER FISH

With the main carp consumption season now over, supply and demand have decreased in Germany and Hungary, the main consuming countries for this species. Prices have returned to off-season levels and sales campaigns have ceased. All other freshwater prices are stable, with the exception of Nile perch, where supply problems continue to push up price levels.



SEABASS - SEABREAM - MEAGRE

Prices for farmed seabass and seabream fell back in 2016 as the market was hit with greater volumes than expected, and the sector is now bracing itself for further supply increases over the next couple of years. Despite forecasts that the year would see a continuation of the slowdown in production growth seen in 2015 following a period of rapid Turkish expansion, it seems that the appeal of improved market prices has driven European producers to push for additional volumes and the brief return to relative market stability is now under threat once again. Greece, Spain and, in particular, Turkey, all significantly increased export volumes to all markets in 2016, and have also stocked a large numbers of juveniles which will see further production hikes over the next



2 years at least. Bream prices have been relatively more affected by excess volumes, largely due to a jump in Turkish supply and a lack of new market options compared with bass. Fresh prices for medium sizes were down around 50 cents/kg on the Italian market in December compared with the same month last year. Prices are currently at their annual low and will now begin to climb upwards to their mid-year peak. However, in order to prevent the increased supply volumes turning into another crisis for operators who are still only barely covering their costs, all producers will have to invest time and effort to cut costs at farm level while at the same time developing new markets and products to generate enough demand to absorb excess production volumes.

Fish Species Trade Name	Product Form	Grading	Price per kg			Reference & Area	Origin
			As stated	EUR	USD		
GROUND FISH							
January 2017							
Cod/Cabillaud, Morue/ Bacalao <i>Gadus morhua</i>	Fresh gutted		1.55	1.65		Poland FOB	Baltic Sea
	IQF portion, single frozen	100-150 g/pc	7.80	8.26		Italy CIF	Iceland
	Fresh - fillet	50-100 g/pc	4.00	4.23		CPT	Denmark
		100-200	8.00	8.47 +			
		200-400	5.70	6.03			
	Fresh - Whole	1-2 kg/pc	6.06	6.42 +			
		2-4	6.41	6.79 -			
<i>Gadus macrocephalus</i>	Fillet - wet salted - 1st quality produced from fresh raw material	700-1000 g/pc	8.90	9.42 +		Italy DDP	Iceland
		Portion single frozen, 10% glaze	7.60	8.05		CIF	
	Stockfish	700 g/pc	23.00	24.35 =		DDP	Norway
	Fillet - wet salted - 1st quality produced from frozen raw material	400-700 g/pc	8.30	8.79 +		Italy CIP	Denmark
Hake/Merlu/Merluza <i>Merluccius capensis</i>	Minced block		1.58	1.67 =		Namibia FOB for Spanish market	Namibia
	IQF portion, trapeze	90-110 g/pc	6.20	6.56		Italy CIF	
	IQF	100-200 g/pc	6.20	6.56		Europe DDP	South Africa
	Fresh - whole	100-200 g/pc	3.50	3.71 -		Italy CPT	Croatia
200-300		4.57	4.84				
<i>Merluccius productus</i>	Fresh - gutted	300-400	5.90	6.25		Spain EXW	USA
		Fillet, PBO		2.77	2.95 =		
	Minced block		1.86	1.98 =			
Alaska pollack/Lieu de l'Alaska/Colín de Alaska <i>Theragra chalcogramma</i>	Fillet, PBO		2.86	3.05		Netherlands EXW	
	Minced block		1.92	2.05			
	Fillet, IQF	2-6 oz	2.48	2.63		Europe CFR	China
	Fillet, baby food quality					DDP	USA
	H&G	>25		1.10	1.16		Russian Fed. wholesale Vladivostok
>30			1.06	1.12			
>25			1.28	1.28		wholesale Moscow	
Surimi (Alaska pollack)	Stick - Paprika	250 g/pc	2.57	2.72		France CFR	Spain
Hoki <i>Macruronus magellanicus</i>	H&G	100-300 g/pc	1.63	1.73		Spain FOB	
		300-500	1.63	1.73			
		500-900	1.63	1.73			
Saithe/Lieu noir/ Carbonero (Pollock, Coley) <i>Pollachius virens</i>	Fillet - interleaved	200-400 g/pc	no quotation			Europe CIF	Faroe Islands
	Fillet - skinless, PBI, interleaved	16-32 oz/pc	4.45	4.71		Spain DDP	Iceland
Haddock/Eglefin/Eglofino <i>Melanogrammus aeglefinus</i>	H&G	< 0.8 kg/pc	NOK 21.50	2.37	2.52	Sweden FCA	Norway
	Fresh	1-1.5 kg/pc	5.20	5.50		Spain CIF	
		> 1.5	5.50	5.82			
> 2	5.65	5.98					
Ling/Lingue franche/ Maruca <i>Molva molva</i>	Fillet - wet salted Produced from fresh raw material 1st quality	1-1.5 kg/pc	5.10	5.40 =		Italy DDP	Faroe Islands

Fish Species Trade Name	Product Form	Grading	Price per kg		Reference & Area	Origin
			As stated	EUR USD		
GROUND FISH (cont.)						January 2017
Monkfish/Baudroie/ Rape <i>Lophius spp.</i>	Fresh - Tail	< 0.3 kg/pc	8.91	9.43 +	Italy CPT	UK
		0.3-0.5	10.98	11.62 +		
		0.5-1	11.47	12.14 +		
		1-2	11.84	12.53 +		
		> 2	15.51	16.42 +		
	Fresh - whole	0.5-1 kg/pc	5.90	6.25 +	FCA	France
	1-2	6.80	7.20 +			
Tails, skinless Frozen at land 100% net weight	100-250 g/pc 250-500 500-1000 > 1000	5.75	6.09	Spain DDP	Namibia	
		6.75	7.15			
		8.00	8.47			
		8.75	9.26			
John Dory/ Sainte Pierre Pez de San Pedro <i>Zeus faber</i>	Frozen skin-on PBO, chemical free, 100% net weight, IQF,Bulk, frozen weight +count	60-100 g/pc	8.82	9.40	Germany CFR	China
		100-150	0.94	1.00		
		150-200	9.85	10.50		
		200-300	10.32	11.00		
	Fresh - gutted	600-800 g/pc	11.00	11.64 -	Italy CPT	Senegal
		800-1000	11.11	11.76 +		
	1000-2000	11.03	11.68 -			
Sand steenbras/ Marbré/ Herrera <i>Lithognathus mormyrus</i>	Fresh	500/700 g/pc	9.29	9.83 +	FCA	Morocco
		700/1000	8.30	8.79		
		Mixed	9.00	9.53		
		400-600	9.80	10.37		
	Mediterranean	200-300 g/pc 300-500 200-300 300-500	7.60	8.05	CPT	Spain
			10.13	10.72 +		
			7.50	7.94 +		
			10.00	10.59		
FLAT FISH						January 2017
Turbot/Rodaballo <i>Psetta maxima</i>	Fresh - whole cultured	0.5-1 kg/pc	8.60	9.10	Spain CIF	Spain
		1-2	9.20	9.74		
		2-3	10.80	11.43		
		3-4	14.65	15.51		
	Fresh - whole wild	< 0.5 kg/pc 0.4-0.6 0.5-0.8 0.5-1 0.8-1 1-2 2-3 3-4 4-6	9.10	9.63	Italy CPT	Netherlands
			3.90	4.13		
			15.98	16.92		
			10.65	11.27		
			10.70	11.33 -		
			12.65	13.39 -		
			17.65	18.68 -		
			22.25	23.55 -		
	25.40	26.89 -				
	Fresh - whole	0.4-0.6 kg/pc 0.8-1 1-1.5 1.5-2 2-2.5 3-4 0.5-1 0.7-1 1-2 2-3 > 4	6.50	6.88	Italy CPT	Spain/Portugal
			8.35	8.84 -		
			8.50	9.00 -		
9.50			10.06 -			
10.40			11.01 -			
14.70			15.56 +			
7.45			7.89			
7.03			7.44			
10.05			10.64			
13.95			14.77			
21.55	22.81					
Fresh - whole wild	1-2 kg/pc 2-3	10.57	11.19 +	CPT	Netherlands	
		16.16	17.11 +			

Fish Species Trade Name	Product Form	Grading	Price per kg		Reference & Area	Origin	
			As stated	EUR USD			
FLATFISH (cont.)						January 2017	
Sole/Sole/ Lenguado <i>Solea vulgaris</i>	Fresh - whole wild	< 170 g/pc	9.50	10.80	Spain CIF	Netherlands	
		170-220	12.20	12.92			
		200-300	15.00	15.88			
		200-250	17.45	18.47			
		300-400	14.95	15.83			
		400-500	18.80	19.90			
	Fresh - whole wild	200-300 g/pc	20.30	21.49 +	Italy CPT	France	
		300-400	21.10	22.34 +			
		No. 3	12.70	13.44			
	Fresh - whole	No. 4	11.16	11.81	CIF	Netherlands	
		No. 5	8.21	8.69			
		No. 2	14.98	15.86 -			
Fresh - gutted	No. 3	12.16	12.87 -	CIF	Netherlands		
	No. 4	10.34	10.95 -				
	No. 5	9.92	10.50 -				
Fresh - whole	No. 2	14.91	15.78	CIF	Netherlands		
	No. 3	14.15	14.98				
	No. 4	9.92	10.50				
European plaice/ Plie d'Europe/ Solla europea <i>Pleuronectes platessa</i>	Fresh - whole	300-400 g/pc	3.70	3.92	Spain CIF	Netherlands	
		400-600	3.80	4.02			
		> 600	4.40	4.66			
IQF, white skin-on, 25% glaze	No. 2	3.95	4.18	Netherlands FOB for Italian market	Netherlands		
		4.20	4.45				
European Flounder/ Flet d'Europe/ Platija europea <i>Platichthys flesus</i>	Fresh - fillets skin-on skinless whole	Large	3.75	3.97	Italy CPT	Netherlands	
		Large	5.75	6.09			
			2.19	2.32 -			
			2.01	2.13			
Greenland Halibut/ Reinhardtius hippoglossoides	Fillet - skinfoff, boneless, blockfrozen		No quotations		Denmark FOB	Greenland	
TUNAS/BILLFISHES						January 2017	
Tuna/Thon/Atún <i>Thunnus spp.</i>	Skipjack - whole	main size	1.57	1.67 +	Bangkok CFR	Western/Central Pacific Ocean	
			1.38	1.48 +			
	Yellowfin - whole			2.06	2.20 +	Ecuador ex-vessel	Eastern Tropical Pacific Ocean
	Skipjack - whole	main size		1.30	1.38 +	Seychelles FOB	Indian Ocean
				2.05	2.17 +		
	Skipjack - whole			1.40	1.48 +	Abidjan	Atlantic Ocean
	Yellowfin - whole	> 10 kg		2.40	2.54 +	ex-vessel	
	Skipjack - whole	1.8-3.4 kg/pc		1.40	1.48 +	Spanish	Various origins
	Yellowfin - whole	> 10 kg		2.30	2.43 -	Canneries CFR	
	Skipjack - cooked & cleaned loins - vacuum packed	double cleaned		4.88	5.20 -	Italy DDP	Solomon Islands
				6.00	6.40 -		
	Yellowfin - cooked & cleaned loins - vacuum packed	double cleaned				Kenya/Mauri- tius/Solomon Is.	
	Skipjack	> 1.8 kg/pc		1.31	1.40 =	Tunisia CFR	Ghana
	Skipjack - pre-cooked loins			4.69	5.00	Europe CFR	Ecuador
	Yellowfin - pre-cooked loins	double cleaned		5.63	6.00		
			single cleaned		6.10	6.50	
	Skipjack - whole			1.22	1.30	Ecuador FOB	Ecuador
	Skipjack - whole	1.9-3.4 kg/pc		0.94	1.00		
		3.5-5		1.03	1.10		
	Yellowfin - pre-cooked loins	double cleaned		4.78	5.10		
		single cleaned		4.69	5.00		
	Skipjack - pre-cooked loins			4.03	4.30		

Fish Species Trade Name	Product Form	Grading	Price per kg		Reference & Area	Origin
			As stated	EUR USD		
TUNAS/BILLFISHES (cont.)						January 2017
Swordfish/Espadon/ Pez espada <i>Xiphias gladius</i>	Frozen at sea, DWT 100% net weight	30-50 kg/pc 50-70	6.20	6.56	Spain FOT	Spain
	Fresh - gutted Whole Mediterranean	< 12 kg/pc 13-18 19-25 26-35	9.15	9.69 - 10.65 11.27 + 9.70 10.27 + 12.30 13.02 +		
	Whole Atlantic	19-25	8.35	8.84		
		26-35	8.35	8.84		
		36-50	8.35	8.84 -		
		> 50	8.35	8.84		
	SMALL PELAGICS					
Mackerel/Maquereau/ Caballa <i>Scomber scombrus</i>	Fresh - whole	4-6 pc/kg	2.16	2.29 -	Italy CPT	France
	Fresh - Fillets butterfly cut		5.82	6.16 + 5.69 6.02 +		
	Whole	200-400 g/pc 300-500	No quotations		Netherlands/Poland FOB for Eastern Europe	UK Greenl./Faroe. I
	H&G	> 200 g/pc	na			
	Whole	3-4 pc/kg	1.05	1.11	Spain FOB	Spain
Horse Mackerel/ Chincard/ Jurel <i>Trachurus spp</i>	Whole	> 24 cm/pc	1.23	1.30	Morocco FOB for European market	Morocco
Herring/Hareng/Arenque <i>Clupeidae</i>	Fresh - fillet		2.62	2.77	Italy CPT	Denmark
	Fresh - whole	250-300 g/pc > 350	1.09	1.15 1.52 1.61	Russian Fed. wholesale Moscow	Russian Fed.
		> 25	0.75	0.79		
		> 300	0.84	0.89	Russian Fed. wholesale Vladivostok	
		> 250	0.91	0.96		
	70-100 g/pc	0.35	0.37	Poland FOB	Baltic	
Sprat/Sprat/Espadín <i>Sprattus sprattus</i>			0.21	0.22		
Sardine/Sardine/ Sardina <i>Sardina pilchardus</i>	Fresh - whole		0.85	0.90 -	Italy CPT	Croatia
			1.00	1.06		Italy
	Fresh - fillet		4.13	4.37 -		France
			4.00	4.23		UK
CEPHALOPODS						January 2017
Squid/Encornet/Calamar <i>Loligo spp.</i>	Whole	S (< 18 cm)	6.50	6.88 -	Italy CIF	South Africa
		M (18-25)	6.80	7.20 -		
		L (25-30)	7.00	7.41 -		
		XL (>30)	7.00	7.41 -		
	Frozen	11-14 cm/pc	3.10	3.30 *	Europe	USA
whole, block frozen	< 5 pc/kg	6-15	6.85	7.30 *		India
		10-40	6.00	6.40 *		
		> 40	4.22	4.50 *		
			2.09	2.23 *		
<i>Loligo gayi</i>	Whole	18-22 cm	3.00	3.18	Spain FCA	Falkland/ Malvinas Isl.
		15-18	4.95	5.24		
		12-16	6.95	7.36		
<i>Loligo vulgaris</i>	Fresh - whole	100-300 g/pc	10.20	10.80	Italy FCA	Morocco
		300-400	11.50	12.17		
		400-600	10.50	11.12		
		600-1000	13.50	14.29		
	Whole	2 small 3 small 4 small		5.20	5.50	Mauritania FOB for European market
			4.50	4.76		
			4.00	4.23		
small medium large			5.70	6.03 6.00 6.35 6.10 6.46		
<i>Loligo duvaccelli</i>	Whole cleaned,	< 5	3.94	4.20	Germany CFR	India
		< 10	3.85	4.10		
		11-20	3.05	3.25		
		21-40	2.63	2.80		

Fish Species Trade Name	Product Form	Grading	Price per kg		Reference & Area	Origin	
			As stated	EUR USD			
CEPHALOPODS (cont.)						January 2017	
Squid/Encornet/Calamar <i>Loligo chinensis</i>		< 3		4.36	4.65	Germany CFR China	
		3-6		3.56	3.80		
		6-10		3.10	3.30		
		10-15		2.72	2.90		
		15-20		2.34	2.50		
<i>Dosidicus gigas</i>	Raw fillet	2-4 kg/pc		0.93	0.99	Europe CFR Chile Peru Chile Peru Chile Peru Chile Peru Italy CPT	
				1.59	1.70		
	Raw tentacle	1-2, 2-3 kg/pc		0.93	0.99		
		< 1, 1-2		1.50	1.60		
		> 2		1.55	1.65		
	Raw wings whole without cartilage			0.56	0.60		
				1.17	1.25		
	Necks open with cartilage			0.61	0.65		
	Darum membraneless			1.50	1.60		
	Boiled wings - skin-on			5.63	6.00		
	Squid rings - thawed			2.16	2.30		
	Squid stripes - thawed			4.28	4.53		
Tentacles			1.80	1.91 -			
			2.10	2.22 -			
Octopus/Poulpe/Pulpo <i>Octopus vulgaris</i>	Whole - FAS	T1		11.60	12.28 =	Morocco FOB, for Spanish market Morocco	
		T2		10.60	11.22 =		
		T3		9.80	10.37 =		
		T4		8.70	9.21 =		
		T5		8.45	8.95 =		
	Sushi slice 100% net weight	7 g/pc		13.79	14.70 -	Europe CFR Indonesia	
		9 g		13.79	14.70 -		
	boiled cut 100% net weight			8.58	9.15 +		
	Flower type 90% net weight	1-2 kg/pc		5.07	5.40 +		
		>2		5.86	6.25 +		
	Frozen in land, pots and glaciers, 1° and 2°	FAS	T3		9.76	10.40	Mauritania FOB Mauritania
			T4		8.82	9.40	
			T5		8.35	8.90	
			T6		7.69	8.20	
			T7		7.27	7.75	
			T8		7.08	7.55	
T3				9.57	10.20		
T4				8.63	9.20		
T5		8.16	8.70				
T6		7.50	8.00				
T7		7.08	7.55				
T8		6.89	7.35				
<i>Eledone moschata</i>	Fresh			3.44	3.79 -	Italy CPT FCA CPT	
				3.20	3.53		
				3.50	3.86		
		extra small		10.48	11.56 -	Croazia Francia Spagna Croazia Tunisia	
		medium		6.34	6.99 -		
				3.44	3.79 -		
		80-120 g/pc		5.15	5.68		
	50-80		5.35	5.90			
	< 50		5.50	6.07			
Cuttlefish/Seiche/ Sepia <i>Sepia spp.</i>	Whole, cleaned, IQF 20% glaze	< 10 pc/kg		3.94	4.20	Germany CFR India	
		11-20		3.94	4.20		
	Fresh - whole	300-500 g/pc		4.20	4.45	Italy FCA CPT FOB	
		500-1000		5.07	5.37 +		
	IQF, 10% glaze	100-200 g/pc		5.00	5.29	France/UK Morocco	
		200-300		5.20	5.50		
		300-400		5.20	5.50		
		400-600		5.20	5.50		
		600-800		5.20	5.50		
	Frozen, whole block frozen			5.39	5.75 *	Europe India	
Whole cleaned, block frozen			7.59	8.09 *			

Fish Species Trade Name	Product Form	Grading	Price per kg		Reference & Area	Origin
			As stated	EUR USD		
CRUSTACEANS						
						January 2017
Whiteleg shrimp/ Crevette pattes blanches/Camarón patiblanco <i>Penaeus vannamei</i>	PD, chemical treatment 100% net weight treated with non-phosphate	31-40 pc/lb	10.51	11.20 -	Europe CFR	Indonesia
		41-50	9.57	10.20 -		
		51-60	9.24	9.85 -		
		61-70	8.96	9.55 -		
		71-90	8.63	9.20 -		
		91-120	8.44	9.00 -		
	Head-on, shell-on	20-30 pc/kg	9.85	10.50		Central America
		30-40	8.25	8.80		
		40-50	6.75	7.20		
		50-60	6.19	6.60		
		60-70	6.05	6.45		
		70-80	5.91	6.30		
		80-100	5.53	5.90		
Tails	21-25 pc/lb	11.75	12.52			
	26-30	10.65	11.35			
	31-35	9.37	9.99			
	36-40	9.00	9.59			
	41-50	8.85	9.44			
	51-60	8.54	9.10			
Head-on, Shell-on	61-70	6.41	6.83			
	71-90	5.89	6.28			
	91-110	4.76	5.07			
	30-40 pc/kg	7.60	8.10	South/Central America FOB for European main ports		
	40-50	6.52	6.95			
	50-60	6.19	6.60			
	60-70	5.58	5.95			
70-80	5.25	5.60				
80-100	4.88	5.20				
> 100	4.60	4.90				
Green tiger prawn/ Crevette tigrée verte/ Langostino tigre verde <i>Penaeus semisulcatus</i>	Headless, shell-on, block 100% net weight, net count	41-50 pc/kg	7.13	7.60	Europe CFR	Belgium
		51-60	6.47	6.90		
		61-50	6.10	6.50		
		71-90	5.72	6.10		
		91-120	5.35	5.70		
		100-200	4.88	5.20		
		200-300	4.60	4.90		
300-500	4.22	4.50				
Metapenaeus shrimps/ Crevettes Metapenaeus Camarones Metapenaeus <i>Metapenaeus spp</i>	Untreated, net weight, net count	100-200 pc/kg	6.28	6.70		India
		200-300	5.39	5.75		
		300-500	4.64	4.95		
Argentine red shrimp/ Salicoque rouge/ d'Argentine/Camarón langostín argentino <i>Pleoticus muelleri</i>	Head-on, shell-on	10-20 pc/kg	8.20	8.68 +	Spain EXW	Argentina
		20-30	7.80	8.26 =		
		30-40	7.50	7.94 =		
		40-60	7.30	7.73 =		
Black tiger/Crevette tigrée/Camarón tigre <i>Penaeus monodon</i>	Headless 20% glaze, IQF	8-12 pc/lb	15.52	16.55	Europe/ Russian Fed.	Bangladesh
		13-15	13.60	14.50		
		16-20	10.65	11.35		
		21-25	6.47	6.90		
		26-30	5.91	6.30		
	Headless, shell-on, block frozen	13-15 pc/kg	11.44	12.20	Europe CFR	Belgium
		16-20	11.44	8.40		
		21-30	7.88	7.10		
		26-30	6.66	7.50		
		31-40	7.03	7.10		
	HOSO, net weight, net count block frozen	10-20 pc/kg	15.01	16.00		
		20-30	10.32	11.00		India

Fish Species Trade Name	Product Form	Grading	Price per kg			Reference & Area	Origin		
			As stated	EUR	USD				
CRUSTACEANS (cont.)							January 2017		
Deep-water rose shrimp/ Crevette rose du large/ Gamba de altura/ <i>Parapenaeus longirostris</i>	Fresh - Peeled tail	Mixed		10.35	11.77 +	Italy CPT	Italy		
Common shrimp/ Crevette grise/Quisquilla <i>Crangon crangon</i>	Fresh, shell-on			44.70	47.32	Spain CIF	Netherlands		
	Head-on, shell-on			11.70	12.39	DDP			
Norway lobster/ Langoustine/Cigala <i>Nephrops norvegicus</i>	Fresh - Whole 4X1.5 kg	3-5 pc/kg 4-7 6-9 8-12 11-15 16-20 20-30 31-40 41-50 Tails 40-60		na 28.45 24.50 19.35 20.20 17.20 15.54 11.82 8.52 13.35	30.27 = 26.06 = 20.59 21.49 = 18.21 = 16.45 = 12.51 = 9.02 14.13				
	Whole	00 pc/kg 0 1 2 3 4 5		11.45 9.70 7.50 5.15 4.55 4.20 3.95	12.12 = 10.27 = 7.94 = 5.45 = 4.82 = 4.45 = 4.18 =			Spain CIF	Scotland
	Fresh - whole	5-9 pc/kg 11-15 16-20 20-30 31-40 41-50		21.00 18.90 15.45 13.00 10.70 8.55	22.23 20.01 16.36 13.76 11.33 9.05				Netherlands
	Fresh - whole, head	8-10 pc/kg 11-15 16-20 21-30 41-50		16.70 15.00 15.10 9.99 5.29	17.68 15.88 15.99 - 10.58 5.60			Italy CPT FCA	Denmark/ UK
European lobster/ Homard européen/ Bogavante <i>Homarus gammarus</i>	Live - bulk	400-600 g/pc 600-800		34.00 34.00	35.99 + 35.99 +			France delivered to French vivier	Ireland
	Fresh - whole	Large small		30.80 20.90	32.61 + 22.13			Italy CPT	UK
American lobster/ Homard américain/ Bogavante americano <i>Homarus americanus</i>	Live hard shell			15.17	16.06 -				Canada
	Live hard shell			15.43	16.33 -				USA
	Live soft shell			12.31	13.03 -				
	Popsicle	< 450 g/pc (canner size) > 450 (market size)	CAN	25.00	19.78 18.56	Canada FOB for European mkt	Canada		
	Whole cooked netted lobster	canners market	CAN	24.00 25.00	18.26 17.13 19.02 17.84				
Edible crab/Tourteau/ Buey de mar <i>Cancer pagurus</i>	Live	T2 13-16 cm		4.82	5.10 +	France Auction	France		
Spinous spider crab/ Araignée européenne/ Centolla europea/ <i>Maja squinado</i>	Fresh - female			5.30	5.61	Italy CPT	UK		
	male			4.50	4.76				
	female			4.70	4.98 -		France		
	male			3.80	4.02 -				
	Fresh-female	small		3.90	4.13 +				
	male	small		2.95	3.12 +				

Fish Species Trade Name	Product Form	Grading	Price per kg		Reference & Area	Origin	
			As stated	EUR USD			
BIVALVES						January 2017	
Oyster/Huître/Ostra <i>Crassostrea gigas</i>	Live	No. 3	4.40	4.66 =	France prod. Price/ average export price	Ireland/France	
		60-100 g/pc	16.88	17.87 =	Spain CIF	Netherlands	
		95-110 g/pc	16.25	17.20 =		Italy	
		>130	14.62	15.48 =		Netherlands	
Mussel/Moule/Mejillón <i>Mytilus edulis</i>	Live - Bottom mussel		2.10	2.22 =	France wholesale	France	
			1.80	1.91 =		Netherlands	
<i>Mytilus galloprovincialis</i>	Live - Rope	60-80 pc/kg	2.00	2.12 =		Spain	
	Fresh	20-25 pc/kg	no quotation		Spanish market EXW		
		25-30					
		30-40					
		40-70					
	Fresh - whole	shell on		1.25	1.32	Italy CFA	Italy
				1.20	1.27		
				1.15	1.22	Italy FCA	Spain
				1.25	1.32		
				1.20	1.27 -		
	1.83	1.94 -	FCA				
	2.10	2.22 -	CPT				
	2.15	2.28 =	FCA				
<i>Mytilus chilensis</i>	IQF - shell-off, 7% glaze	200-300 pc/kg	3.25	3.44	CIF	Chile	
	Cooked mussel meat IQF	100-200 pc/kg	3.14	3.35	France CIF		
		200-300	2.81	3.00			
		300-500	2.53	2.70			
Cooked mussel whole shell, IQF	80-100 pc/kg	2.06	2.20				
Razor shell/Couteau/ Navajas - <i>Solenidae</i>	Fresh	S	7.80	8.26 =	Spain CIF	Ireland	
		M	8.70	9.21 =			
		L	10.25	10.85 =			
	Live	10-12 cm/pc	3.80	4.02 =		Netherlands	
SALMON						January 2017	
Atlantic salmon/ Saumon de l'Atlantique/ Salmón del Atlántico <i>Salmo salar</i>	Fresh - gutted, head-on Superior quality	2-3 kg/pc	5.50	5.82	France CIF	Scotland	
		3-4	7.40	7.83			
		4-5	7.30	7.73			
		5-6	7.30	7.73			
		> 6	7.40	7.83			
	Fresh - gutted, head-on Superior quality	2-3 kg/pc	4.80	5.08	Norway FOB	Norway	
		3-4	6.30	6.67			
		4-5	6.54	6.92			
		5-6	6.54	6.92			
		> 6	6.50	6.88			
		1-2 kg/pc	NOK 37.54	4.14 4.40			
		2-3	NOK 44.56	4.92 5.22			
		3-4	NOK 49.72	5.49 5.83			
		4-5	NOK 50.77	5.60 5.95			
5-6	NOK 51.36	5.67 6.02					
6-7	NOK 51.54	5.69 6.04					
7-8	NOK 52.04	5.75 6.10					
8-9	NOK 52.50	5.80 6.15					
> 9	NOK 51.21	5.65 6.00					

Fish Species Trade Name	Product Form	Grading	Price per kg			Reference & Area	Origin
			As stated	EUR	USD		
SALMON (cont.)							January 2017
Atlantic salmon/ Saumon de l'Atlantique/ Salmón del Atlántico <i>Salmo salar</i>	Fresh	3-4 kg/pc		6.90	7.30	Spain CFR	Norway
	gutted, head-on	4-5 kg/pc		7.85	8.31	Tunisia CFR	
		5-6		7.85	8.31		
	Fresh - salmon cubes 8x8x8			9.73	10.30	Europe CFR	
	IQF - salmon slices			9.73	10.30		
	Fresh - Whole - Superior	2-3 kg/pc		3.52	3.73	Italy FCA	
		3-4		4.44	4.70		
		4-5		4.62	4.89		
		5-6		4.69	4.96		
		6-7		4.77	5.05		
		7-8		5.05	5.35		
		8-9		na			
		9-10		na			
		3-4		5.32	5.63	CIF	
		4-5		5.45	5.77		
		5-6		5.35	5.66		
	IQF portion	100-150 g/pc		10.30	10.90		Denmark
Head-on, gutted, grade 1	6-7 kg/pc		5.08	5.38	Denmark DDP	Chile	
Fillet, interleaved	1-2 lb/pc		4.87	5.16			
	2-4		4.17	4.41			
Fillet, VAC	1-2 lb/pc		6.10	6.46			
	3-4		6.15	6.51			
Fillet, IQF	2-3 lb/pc		6.15	6.51			
	4-5		6.88	7.28			
Bits and pieces			7.13	7.60	Europe CIF		
scapped meat			5.16	5.50			
TROUT							January 2017
Trout/Truite/Trucha <i>Salmo trutta</i>	Whole, gutted, fresh on ice	0.25-0.4 kg/pc	HUF	1536	5.00 5.29 +	Hungary ex-farm	Hungary
	Fillet - farmed	200-400 g/pc		8.20	8.68	Italy ex-farm	
	Live - farmed	500-700 g/pc		3.30	3.49		
Rainbow trout/ Truite arc-en-ciel/ Trucha arco iris <i>Oncorhynchus mykiss</i>	Live - farmed	250-400 g/pc		3.20	3.39		
	Gutted	250-400 g/pc		4.20	4.45		
FRESHWATER FISH							January 2017
Carp/Carpe/Carpa <i>Cyprinus spp.</i>	Live	1.2-5 kg/pc	HUF	841	2.73 2.90	Hungary ex farm	Hungary
	Fresh, whole, gutted, head-off	0.7-4.5 kg/pc	HUF	1121	3.65 3.86		
	Fresh on ice - slices		HUF	1350	4.39 4.65		
	Fresh on ice - fillets		HUF	1820	5.92 6.27		
Crucian Carp/Carassin Carpin <i>Carassius carassius</i>	Live	0.45-0.9 kg/pc	HUF	392	1.27 1.35		
Grass Carp/ Carpe chinoise/Carpa China <i>Ctenopharyngodon idellus</i>	Live	0.8-3 kg/pc	HUF	701	2.28 2.41		
	Fresh, whole, gutted, head-off		HUF	1093	3.55 3.77		
Bighead carp/Carpe à grosse tête/Carpa capezona <i>Aristichthys nobilis</i>	Fresh gutted, head-off	0.7-5.0 kg/pc	HUF	694	2.26 2.39 +		
	Fresh on ice - slices		HUF	806	2.62 2.78 +		
	Fresh on ice - fillets		HUF	919	2.99 3.17 +		
	Live	1-5.5 kg/pc	HUF	420	1.37 1.45 +		

Fish Species Trade Name	Product Form	Grading	Price per kg			Reference & Area	Origin	
			As stated	EUR	USD			
FRESHWATER FISH (cont.)							January 2017	
Nile perch/Perche du Nil/Perca del Nilo <i>Lates niloticus</i>	Fillet - skinless	300-500 g/pc		5.16	5.50	EU CFR	Uganda	
	Interleaved, 100% net weight	500-1000		4.83	5.15			
	Fresh whole yellow red green	200-400 g/pc			2.57	2.72	Italy FCA	Tanzania
		200-400 g/pc			4.23	4.48		
		200-400 g/pc			5.15	5.45 +		
	Fresh fillet	200-400 g/pc			5.18	5.48	Spain CFR	China
400-700				3.83	4.05 -			
Nile Tilapia/Tilapia du Nil/Tilapia del Nilo <i>Oreochromis niloticus</i>	Fillet - skinless, IQF, PBO non-treated, 10% glaze	5-7 oz/pc		3.85	4.10 =			
North African catfish/Poisson chat nord-africaine/pez gato <i>Clarias gariepinus</i>	Fresh - fillets skinless		HUF 1886	6.13	6.50 +	Hungary ex farm	Hungary	
	Fresh - fillets skin-on		HUF 1675	5.45	5.77			
	Fresh , whole, gutted, head-off		HUF 1191	3.87	4.10			
European catfish/Silure glane/Siluro <i>Silurus glanis</i>	Live	0.8- 4 kg/pc	HUF 1682	5.47	5.79	Italy CIF CPT	Vietnam	
	Fresh on ice - slices		HUF 1121	3.65	3.86			
	Fresh on ice - fillets		HUF 1606	5.22	5.53			
<i>Pangasius</i> spp.	Fillet refreshed			3.55	3.76	Italy CIF CPT	Vietnam	
	Fillet, IQF, white - 20% glaze	120-170 g/pc		1.91	2.02 +			
	Fillet, IQF, white - 20% glaze	170-220		1.91	2.02 +	Spain CFR		
	Fillet, IQF, white - 5% glaze			3.09	3.27 -			
	Fillet, IQF, white - 20% glaze	120-170-220		1.78	1.90			
	Fillet, 100% net weight, IQF	g/pc		2.34	2.50			
Fillet, 100% net weight, interlvd			2.30	2.45				
NON-TRADITIONAL SPECIES							January 2017	
Sturgeon/Esturgeon/Esturione <i>Acipenseridae</i>	Frozen - Whole	1.5-2 kg/pc		5.00	5.29	France CIF	France	
	Gutted	5-7 kg/pc		6.50	6.88			
	Fillets	200-300 g/pc			11.50			12.17
		800-1000			11.50			12.17
<i>A.baeri</i>	Caviar (Aquitaine) metal boxes			1.00	1.06			
Ribbonfish <i>Trichiurus lepturus</i>		300-1500 g/pc		2.50	2.65	Europe CFR	Senegal	
SEABASS/SEABREAM/MEAGRE							January 2017	
Seabass/Bar, Loup/Lubina <i>Dicentrarchus labrax</i>	Fresh - whole farmed	200-300 g/pc		3.70	3.92 =	Greece FOB	Greece	
		300-450		4.30	4.55 =			
		450-600		5.00	5.29 =			
		600-800		5.80	6.14 =			
		800-1000		7.00	7.41 =			
		> 1000		9.00	9.53 =			
		200-300 g/pc		3.90	4.13 =	Italy CIF		
		300-450		4.50	4.76 =			
		450-600		5.20	5.50 =			
		600-800		6.00	6.35 =			
		800-1000		7.20	7.62 =			
		> 1000		9.20	9.74 =			

Fish Species Trade Name	Product Form	Grading	Price per kg		Reference & Area	Origin
			As stated	EUR USD		
SEABASS/SEABREAM/MEAGRE (cont.)						January 2017
Seabass/Bar, Loup/Lubina <i>Dicentrarchus labrax</i>	Fresh - whole farmed	200-300 g/pc	3.95	4.18 =	France CIF	Greece
		300-450	4.55	4.82 =		
		450-600	5.25	5.56 =		
		600-800	6.05	6.40 =		
		800-1000	7.25	7.67 =		
		> 1000	9.25	9.79 =		
		200-300 g/pc	3.94	4.17 =	Spain CIF	
		300-450	4.54	4.81 =		
		450-600	5.24	5.55 =		
		600-800	6.04	6.39 =		
		800-1000	7.24	7.66 =		
		> 1000	9.24	9.78 =		
		200-300 g/pc	3.97	4.20 =	Germany CIF	
		300-450	4.57	4.84 =		
		450-600	5.27	5.58 =		
		600-800	6.07	6.43 =		
		800-1000	7.27	7.70 =		
		> 1000	9.27	9.81 =		
		200-300 g/pc	3.95	4.18 =	Portugal CIF	
	300-450	4.55	4.82 =			
450-600	5.25	5.56 =				
600-800	6.05	6.40 =				
800-1000	7.25	7.67 =				
> 1000	9.25	9.79 =				
200-300 g/pc	4.13	4.37 =	UK CIF			
300-450	4.73	5.01 =				
450-600	5.43	5.75 =				
600-800	6.23	6.60 =				
800-1000	7.43	7.87 =				
> 1000	9.43	9.98 =				
200-300 g/pc	4.30	4.55	Italy CIF			
300-450	4.91	5.20				
450-600	5.27	5.58				
600-800	6.85	7.25				
800-1000	8.04	8.51				
1000-1500	9.54	10.10				
> 1500	11.87	12.57				
> 2000	15.47	16.38				
200-300 g/pc	4.40	4.66	Spain CIF	Canary Island (Spain)		
300-400	4.70	4.98				
400-600	5.70	6.03				
600-800	7.91	8.37				
800-1000	10.21	10.81				
1000-2000 g/pc	10.80	11.43	France			
2000-3000	11.80	12.49				
3000-4000	14.30	15.14				
Fresh - whole - wild Atlantic	1000-2000 g/pc	na	Italy FCA	Morocco		
	> 2000	na				
	> 3000	na				

Fish Species Trade Name	Product Form	Grading	Price per kg		Reference & Area	Origin	
			As stated	EUR USD			
SEABASS/SEABREAM/MEAGRE (cont.)						January 2017	
Seabass/Bar, Loup/Lubina <i>Dicentrarchus labrax</i>	Fresh - whole - wild Mediterranean	400-600 g/pc	na		Italy CPT	Egypt	
		600-800	12.50	13.23 =			
		800-1000	12.50	13.23 =			
		1000-2000	12.50	13.23 =			
		> 2000	12.89	13.65 =			
	Farmed - Orbetello	Large	10.70	11.33 =	FCA	Italy	
		Medium	9.62	10.18 =			
		Small	7.60	8.05 =			
Gilthead seabream/ Dorade royale/Dorada <i>Sparus aurata</i>	Fresh - whole farmed	200-300 g/pc	3.80	4.02 =	Greece FOB	Greece	
		300-450	4.30	4.55 =			
		450-600	4.30	4.55 =			
		600-800	4.80	5.08 =			
		800-1000	6.00	6.35 =			
		> 1000	9.00	9.53 =			
		200-300 g/pc	4.00	4.23 =			Italy CIF
		300-400	5.15	5.45 =			
		300-450	4.50	4.76 =			
		450-600	4.50	4.76 =			
		600-800	5.00	5.29 =			
		800-1000	6.20	6.56 =			
	200-300 g/pc	4.05	4.29 =	France CIF			
	300-450	4.55	4.82 =				
	450-600	4.55	4.82 =				
	600-800	5.05	5.35 =				
	800-1000	6.25	6.62 =				
	200-300 g/pc	4.04	4.28 =	Spain CIF			
	300-450	4.54	4.81 =				
	450-600	4.54	4.81 =				
	600-800	5.04	5.34 =				
	800-1000	6.24	6.61 =				
	200-300 g/pc	4.07	4.31 =	Germany CIF			
	300-450	4.57	4.84 =				
450-600	4.57	4.84 =					
600-800	5.07	5.37 =					
800-1000	6.27	6.64 =					
200-300 g/pc	4.05	4.29 =	Portugal CIF				
300-450	4.55	4.82 =					
450-600	4.55	4.82 =					
600-800	5.05	5.35 =					
800-1000	6.25	6.62 =					
> 1000	9.25	9.79 =					

Fish Species Trade Name	Product Form	Grading	Price per kg		Reference & Area	Origin	
			As stated	EUR USD			
SEABASS/SEABREAM/MEAGRE (cont.)						January 2017	
Gilthead seabream/ Dorade royale/Dorada <i>Sparus aurata</i>	Fresh - whole farmed	200-300 g/pc	4.23	4.48 -	UK CIF	Greece	
		300-450	4.73	5.01 =			
		450-600	4.73	5.01 =			
		600-800	5.23	5.54 =			
		800-1000	6.43	6.81 -			
	> 1000	9.43	9.98 =				
	farmed	600-800 g/pc	10.24	10.84 -	Italy FCA	Morocco	
		800-1000	11.72	12.41 -			
		1000-2000	13.55	14.34 -			
		> 2000	13.04	13.80 -			
	wild	200-300 g/pc	3.95	4.18 *	CIF	Greece	
		300-400	4.31	4.56 -			
		300-600	4.15	4.39 *			
	farmed Orbetello	400-600 g/pc	11.00	11.64	CPT	Egypt	
600-800		12.00	12.70 =				
800-1000		12.00	12.70 =				
1000-2000		12.00	12.70 =				
farmed Orbetello	Large	10.70	11.33 =	FCA	Italy		
	Medium	9.70	10.27 =				
	Small	7.60	8.05 =				
Meagre/Maigre commun/Corvina <i>Argyrosomus regius</i>	Fresh - Whole farmed	500-1000 g/pc	5.00	5.29	CIF	Greece	
		1000-2000	4.70	4.98 +			
		> 2000	4.74	5.02 +			
		> 3000	4.72	5.00			
	wild	> 2000 g/pc	6.03	6.38		CPT	Egypt
		600-800 g/pc	12.00	12.70			
		800-1000	9.40	9.95 =			
		1000-2000	9.40	9.95 =			
		2000-4000	9.40	9.95 =			

EUROPEAN PRICE REPORT

PRICE REFERENCE (INCOTERMS 2010)

CFR	Cost and Freight
CIF	Cost, Insurance and Freight
CIP	Carriage and Insurance Paid To
CPT	Carriage Paid To
DAT	Delivered at Terminal
DAP	Delivered at Place
DDP	Delivered Duty Paid
EXW	Ex Works
FCA	Free Carrier
FAS	Free Alongside Ship
FOB	Free on Board

(DAF, DES, DEQ and DDU have been cancelled)

PRODUCT FORM

C&P	Cooked and Peeled
FAS	Frozen at Sea
H&G	Headed and Gutted
HOG	Head on Gutted (salmon)
IQF	Individually Quick Frozen
IWP	Individually Wrapped Pack
PBI	Pinbone In
PBO	Pinbone Off
PD	Peeled and Deveined
PTO	Peeled Tail On
PUD	Peeled, Undeveined

SYMBOLS

- + Price increased in original currency since last report
- Price decreased in original currency since last report
- = Updated but unchanged price
- * New insertion
- Not updated since last issue

CURRENCY RATES

		US\$	EUR
Canada	CAD	1.31	1.40
Hungary	HUF	290.28	307.50
Norway	NOK	8.53	9.06
USA	USD		1.07
EU	EUR	0.94	
Denmark	DKK	7.02	7.44

Exchange Rates: 16.01.2017

The European Fish Price Report is a monthly GLOBEFISH publication.
This issue was prepared by Helga Josupeit, Wei Wang and Felix Dent.

It can be ordered from the **FISH INFONetwork**:

FAO GLOBEFISH

(Network coordinator)
Viale delle Terme di Caracalla
00153 Rome - Italy
Tel: (39) 06 57055188
Fax: (39) 06 57053020
E-mail: globefish@fao.org
Web site: www.globefish.org

INFOPECHE (Africa)

Tour C, 19^{ème} étage, Cité
Administrative
Abidjan 01 - Côte d'Ivoire
Tel: (225) 20228980
Fax: (225) 20218054
E-mail: infopeche@aviso.ci
Web site: www.infopeche.ci

INFOPESCA

(Latin America)
Julio Herrera y Obes 1296
11200 Montevideo - Uruguay
Tel: (598) 2 9028701
Fax: (598) 2 9030501
E-mail: infopesca@infopesca.org
Web site: www.infopesca.org

INFOYU (China)

Room 514, Nongfeng Building
No. 96 East Third Ring Road
Chaoyang District
Beijing 100122 – P.R. China
Tel: (86-10) 59199614
Fax: (86-10) 59199614
E-mail: infoyu@agri.gov.cn
Web site: www.infoyu.net

EUROFISH

(Central and Eastern Europe)
H.C. Andersens Blvd 44-46
1553 Copenhagen - Denmark
Tel: (45) 33377755
Fax: (45) 33377756
E-mail: info@eurofish.dk
Web site: www.eurofish.dk

INFOSAMAK

(Arab Region)
71 blvd Rahal El Meskini
Casablanca 20 000 - Morocco
Tel: (212) 522540856
Fax: (212) 522540855
E-mail:
infosamak@infosamak.org
Web site : www.infosamak.org

INFOFISH (Asia/Pacific)

1st Floor, Wisma LKIM
Jalan Desaria - Pulau Meranti
47120 Puchong, Selangor DE
Malaysia
Tel: (603) 80649295/80649169
Fax: (603) 80603697
E-mail: info@infofish.org
Web site: www.infofish.org

INFOSA - sub-office

INFOPECHE (Southern Africa)
89, John Meinert Street- West
Windhoek -Namibia
Tel: (264) 61279430
Fax: (264) 61279434
E-mail:infososa@infososa.org.na
Web site: www.infososa.org.na

**GLOBEFISH Market Reports are available from the GLOBEFISH web site:
www.fao.org/in-action/globefish**



**Food and Agriculture
Organization of the
United Nations**

Food and Agriculture Organization of the United Nations
Fisheries and Aquaculture Policy and Economics Division
Products, Trade and Marketing Branch
Viale delle Terme di Caracalla
00153 Rome, Italy
Tel +39 06 5705 2884
Fax +39 06 5705 3020
www.fao.org/in-action/globefish