



EUROPEAN PRICE REPORT

Issue 2/2017 February 2017

LATEST TRENDS

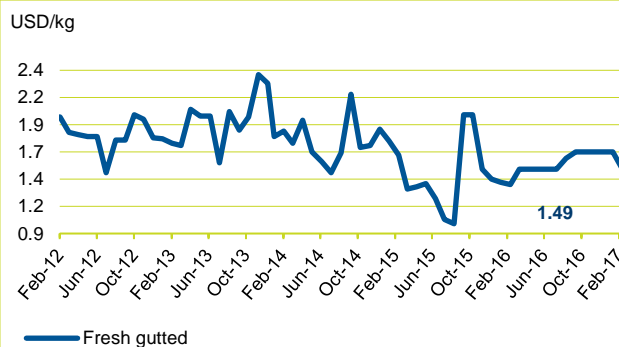
After a very slow start to the year, fish trade in Europe is beginning to pick up. This is mainly due to buying interest associated with the Lenten season, when fish consumption is generally high, particularly in the Southern part of the continent.

GROUND FISH

Most of the major groundfish producing countries are not exerting much fishing effort at present due to winter weather conditions. In addition, there is a fishermen's strike currently in force in Iceland which has resulted in a sharp drop in landings. Combined with a lack of available stocks, this is pushing prices upwards.

UK consumers are facing higher prices for cod and haddock as the Icelandic fishermen dispute has led to a drop in imports and job losses amongst British suppliers. Cod supplies from Iceland are down by 75% due to the strike, which is a consequence of shrinking incomes linked to currency fluctuations and the Brexit vote.

COD - in Poland (FOB, origin: Baltic Sea)



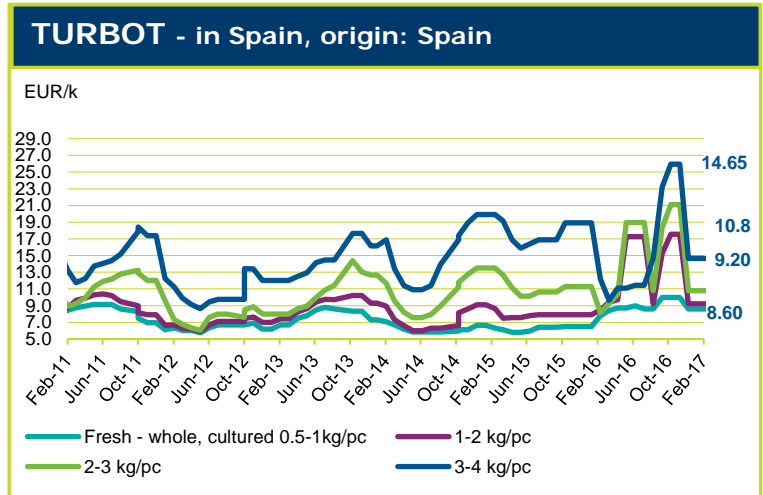
Index for prices

Groundfish	8
Flatfish	9
Tuna	10
Small Pelagics	11
Cephalopods	11
Crustaceans	13
Bivalves	15
Salmon	15
Trout	16
Freshwater fish	16
Non Traditional Species	17
Seabass-Seabream-Meagre	17

The **European Fish Price Report**, based on information supplied by industry correspondents, aims to provide guidance on broad price trends. Price information is indicative and should be used only for forecasting medium- and long-term trends. FAO is not responsible for any errors or omissions.

The supply crisis has forced job cuts at the Grimsby market, with roughly one-fifth of staff let go, and if the strike continues prices are expected to spike. Cod and haddock are a staple part of the British diet and the impact on the UK consumer will be severe.

Meanwhile, downward price trends for Alaska pollock have been observed in Russia, as good catches have created oversupply.

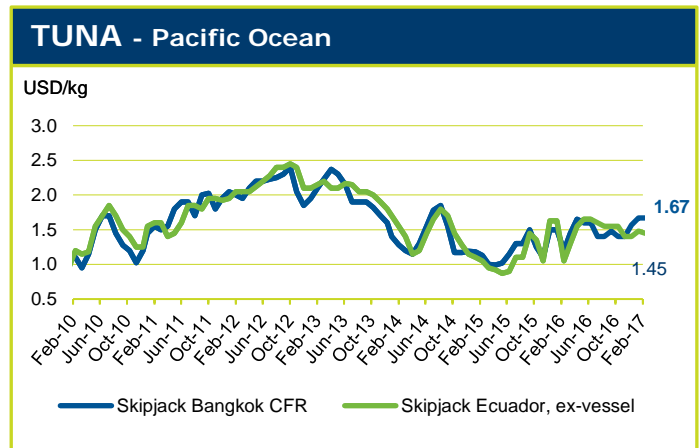


Prices of wet-salted cod fillets from frozen raw material (*Gadus macrocephalus*) remained stable at the high levels reached in the past month, supported by a general lack of stocks. For wet-salted cod fillets (*Gadus morhua*) from fresh raw material of Faroese and Icelandic origin, there is very little raw material available and prices are still increasing. This situation has also been exasperated by the strike in Iceland referred to above.

TUNA - BILLFISHES

Tuna prices are currently increasing due to various factors. Supply is relatively low, while processors in Asia are processing tuna into loins in order to take advantage of the zero duty which the EU has granted to Asian loin producers. However, the quota is expected to be depleted soon; as of 9 February, there is less than 3% of the initial 25 000 tonnes remaining.

Fishing in the Western and Central Pacific remains slow but the majority of these catches are being landed in Thailand. There has also been a reduction in the number of carriers arriving in Thailand from the Indian Ocean, but raw material inventories at Thai canneries are reported to be healthy.

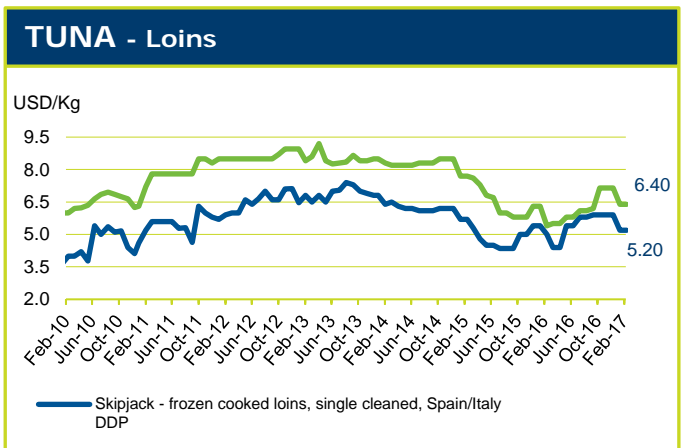
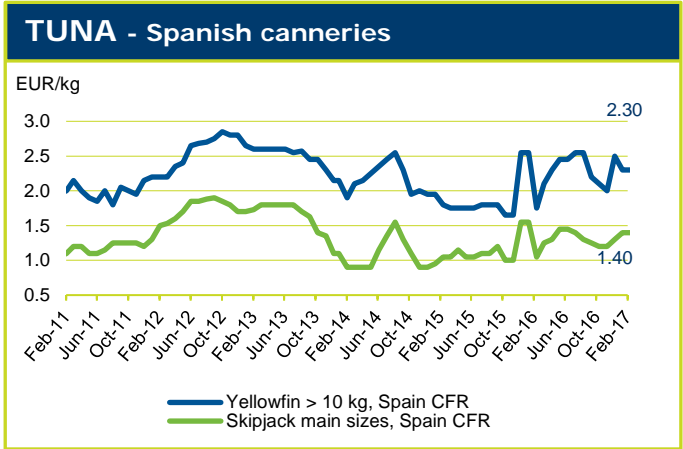


Catches in the Indian Ocean have shown signs of dropping and transshipment activities have been reduced as a result. Local canneries are continuing to report adequate raw material inventories, while skipjack and yellowfin prices are on the rise.

Vessels in the Atlantic Ocean continue to observe the FAD closure and fishing is reported to be poor. Local canneries are reporting sufficient raw material inventories. As a result of the

poor fishing, skipjack and yellowfin prices are on the up. Slow fishing in both Indian and Atlantic Oceans has driven European prices for skipjack and yellowfin higher. Meanwhile, the market price for cooked, double cleaned yellowfin loins is stable, but is likely to rise once the duty free quota for Asian precooked loins is exhausted.

The second IATTC 'veda' closure in the Eastern Pacific ended on 18 January. Skipjack catches are reported to be moderate-to-good while yellowfin catches remain poor. Local canneries continue to report healthy raw material inventories, but skipjack and yellowfin prices are climbing. Final product prices are very high in Thailand, which has helped competing Ecuador to sell increasing quantities, particularly to European buyers. Sales of canned tuna to several American countries have also improved. The new EU zero duty agreement, which came into force on 1 January, 2017, has greatly facilitated long-term planning for Ecuadorian companies. Many Spanish companies are now buying precooked loins in Ecuador rather than in Thailand as a result of the duty free advantage.



SMALL PELAGICS

Small pelagic catches in the Baltic Sea are seasonally low and demand is moderate, but prices are nevertheless increasing in Poland. On the Russian market the trend is in the opposite direction as Pacific herring is in ample supply and demand is generally weak.

CEPHALOPODS

Squid demand has declined in Europe and prices have started to fall back from the sky-high levels reached over the course of 2016. Local catches of squid in South Africa have slowed and shipments are good, meaning that stock levels are dropping. The higher proportion of small sized squid has seen their price fall somewhat more than the larger sizes.

CRUSTACEANS

Shrimp prices in December and January have been dropping, which is typically seen after Christmas. From March onwards prices can be expected to start increasing, before declining again in September and October as the new farm crops hit the markets.

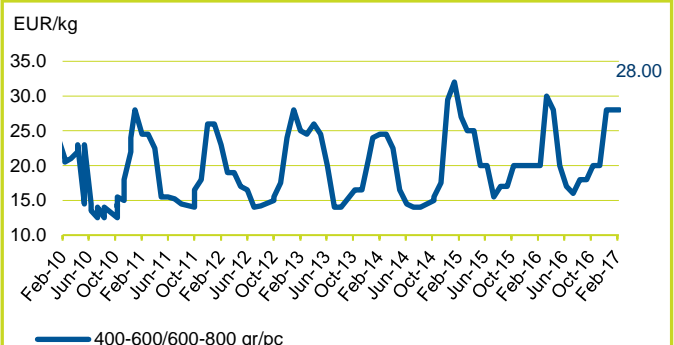
Overall demand for shrimp has increased in Europe after the extremely low levels of last year. Supply is low at the moment, and the few available suppliers have been able to increase their price levels substantially.

In Argentina, after the start of the campaign was delayed due to bad weather, the fishing in December and January was very good. In February, however, catches have begun to decline and it is likely that fishing will come to a halt by the end of the month. The plentiful catches of December and January, together with the enormous quantities of large sized Argentine shrimp still in stock in Europe at the end of the year and the lack of demand observed in the first months of the year (this year Easter is delayed until mid-April), is expected to exert a strong downward pressure on prices in Europe, especially in the 10/20 size range, eliminating the gap in prices compared with smaller sizes.

WHITELEG SHRIMP - origin: Ecuador



EUROPEAN LOBSTER - in Europe, origin:



The major crab and lobster fishing season is now finished in most producing regions. Demand is also low at present. Canadian lobster production will not start until 1 May, and traders are awaiting the start of this season to decide on price levels.

BIVALVES

French bouchot mussels are still available on the market, along with Irish rope mussels, Spanish galloprovincialis and Dutch bottom mussels. The Dutch and bouchot seasons are now past their peak and supplies from these sources are expected to decline throughout the first quarter of 2017. End of year oyster sales in France for 2016 are said to have been better than 2015 in terms of both price and volume. The 2017 season should therefore be off to a healthy start without too much carryover stock.

SALMON

European sales of farmed Atlantic salmon from Norway were down in January compared with the same month in 2016, suggesting that the extremely high price level is beginning to impact demand at the consumer level. According to recent figures released by the Norwegian Seafood Council (NSC), export volumes to the EU were down by 5 400 tonnes, with North America and Asia taking some of the volume typically absorbed by the core EU market. Total Norwegian export sales of salmon were NOK 1.1 billion higher in January, 25% higher than January 2016, supported by a 23% increase in average price to NOK 72.37 per kg. This price represents a decline from the peak reached at the end of December, however, and prices have continued their downward trend into February as seasonal demand subsides. In contrast, Scottish salmon prices are being maintained at high levels as exporters benefit from a weaker British pound and the development of a number of newer markets across Europe and Asia.

In the longer-term, passing high raw material costs onto consumers has been an ongoing challenge for the European salmon industry, and has created substantial difficulties for supply chain intermediaries in particular. A further consequence of the price volatility has been an increasing reluctance amongst processors to lock in volumes through supply contracts, instead turning to the more flexible spot market to meet requirements as needed. Product developers are also exploring options to make more efficient use of costly

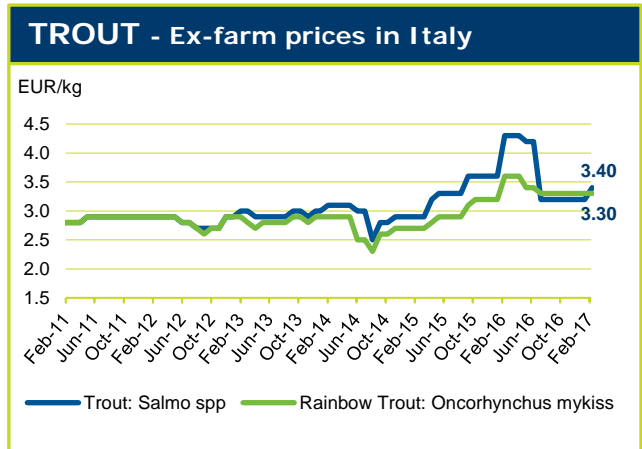
SALMON - in France, origin: Norway (3-6)



raw material, focusing on smaller portions packaged for convenience. The fundamentals of the salmon market remained unchanged, however, with a pronounced global supply shortfall pulling against rapid demand growth across the world. The inevitable result of this situation is higher prices, and forward markets are reflecting this, with FishPool forward prices well above NOK 63 per kg for every quarter until late 2018.

TROUT

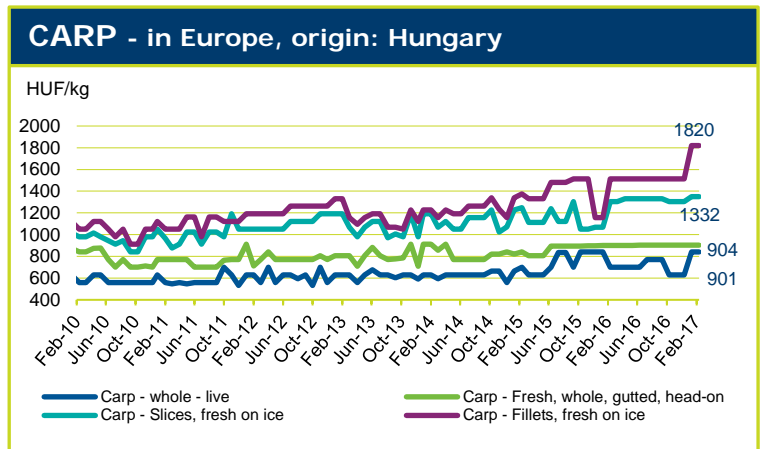
The market for Norwegian farmed trout has shown a spectacular recovery since it was shut out from its number 1 market, Russia, in 2014. Indeed, the industry has been so successful in generating demand in alternative markets that it is presently facing severe supply shortages and soaring prices. Prices are now almost 70% higher than the same period last year, while biomasses at Norwegian farms were 33% down in December compared with a year previously. Buyers in the key markets of Poland, Japan and Belarus will likely have to grapple with high material costs for some time to come.



FRESHWATER FISH

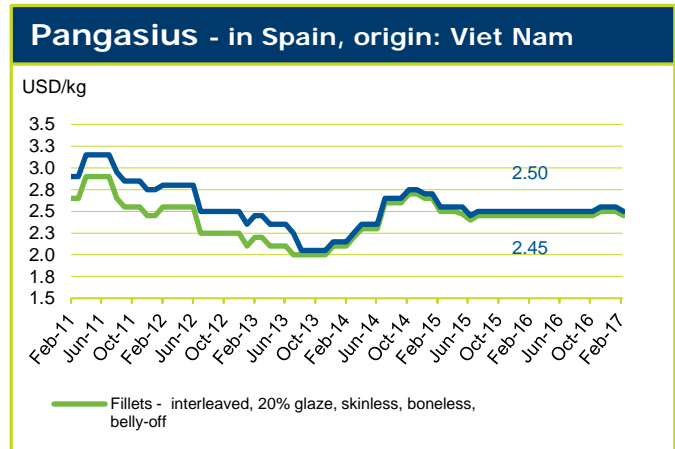
The first three months of the year are typically a low consumption period for carp. Demand is extremely weak and thus producers are not putting a lot of product on the market. Prices of carp in Hungary are very soft.

After the demand peak of the Chinese New Year, when all economic activities effectively came to a standstill, prices of tilapia have now returned to normal levels.



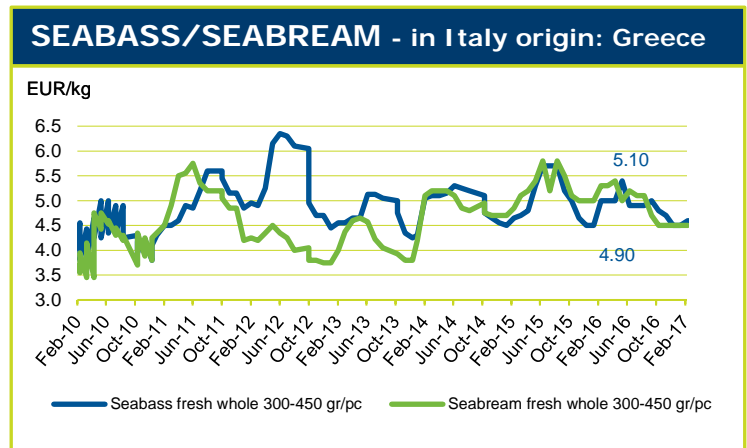
Pangasius prices are going up in Viet Nam, despite the sharp drop in demand from Spain due to the Carrefour ban on sales of pangasius in its outlets and the overall negative media coverage of the pangasius sector.

Meanwhile, the overall upward trend in prices for Nile perch continues due to the shortage of fish from Lake Victoria.



SEABASS - SEABREAM - MEAGRE

The European market for farmed bass and bream is in its seasonal lull at present, with prices only just beginning to climb out of their annual low towards their annual peak in early summer. However, the start of the new year is an opportunity to assess the annual performance of the bass and bream sector in 2016. The primary challenge of the year was an increase in total supply that exceeded market expectations and brought prices sharply down from their previous year highs, particularly in the case of bream. Although all major producers, including Greece, increased their export volumes in 2016, Turkey was notable for recording a 44% increase in bream export volume. Over the full year, Turkey exported 41 700 tonnes of bream compared with 28 900 in 2015. This caused a 17% drop in the average price of fresh bream out of Turkey, with similar effects rippling across the wider European market. In contrast, the total increase in bass supply was relatively minor, and the market remains reasonably balanced. In the longer term, higher levels of juvenile stocking in major producing countries have introduced a degree of concern to the markets, as this is expected to lead to further hikes in supply volumes over the next couple of years, with price declines the likely result.





EUROPEAN PRICE REPORT

Fish Species Trade Name	Product Form	Grading	Price per kg			Reference & Area	Origin
			As stated	EUR	USD		
GROUND FISH							February 2017
Cod/Cabillaud, Morue/ Bacalao <i>Gadus morhua</i>	Fresh gutted		1.41	1.49	-	Poland FOB	Baltic Sea
	IQF portion, single frozen	100-150 g/pc	7.80	8.26		Italy CIF	Iceland
	Fresh - fillet	50-100 g/pc	4.00	4.23		CPT	Denmark
		100-200	7.10	7.51	-		
		200-400	5.70	6.03			
		1-2 kg/pc	6.24	6.60	+		
	Fresh - Whole	2-4	6.09	6.45	-		
	Fillet - wet salted - 1st quality produced from fresh raw material	700-1000 g/pc	8.90	9.42	=	Italy DDP	Iceland
		Portion single frozen, 10% glaze	100-150 g/pc	7.60	8.04		CIF
	Stockfish	700 g/pc	23.00	24.34	=	DDP	Norway
<i>Gadus macrocephalus</i>	Fillet - wet salted - 1st quality produced from frozen raw material	400-700 g/pc	8.40	8.89	+	Italy CIP	Denmark
Hake/Merlu/Merluza <i>Merluccius capensis</i>	Minced block		1.71	1.81	+	Namibia FOB for Spanish market	Namibia
	IQF portion, trapeze	90-110 g/pc	6.20	6.56		Italy CIF	
	IQF	100-200 g/pc	6.20	6.56		Europe DDP	South Africa
<i>Merluccius merluccius</i>	Fresh - whole	100-200 g/pc	3.80	4.02	+	Italy CPT	Croatia
	Fresh - gutted	200-300	4.57	4.84			
		300-400	6.33	6.70	+		
<i>Merluccius productus</i>	Fillet, PBO		2.79	2.95	=	Spain EXW	USA
	Minced block		1.88	1.98	=		
	Fillet, PBO		3.06	3.23	+	Netherlands EXW	
Alaska pollack/Lieu de l'Alaska/Colin de Alaska <i>Theragra chalcogramma</i>	Minced block		3.01	3.18	+		
	Fillet, IQF	2-6 oz	2.48	2.62		Europe CFR	China
	Fillet, baby food quality					DDP	USA
	H&G	>25	1.10	1.16		Russian Fed. wholesale Vladivostok	Russian Fed.
		>30	1.06	1.12			
		>25	1.28	1.28		wholesale Moscow	
Surimi (Alaska pollack)	Stick - Paprika	250 g/pc	2.57	2.72		France CFR	Spain
Hoki <i>Macruronus magellanicus</i>	H&G	100-300 g/pc	1.63	1.73		Spain FOB	
		300-500	1.63	1.73			
		500-900	1.63	1.73			
Saithe/Lieu noir/ Carbonero (Pollock, Coley) <i>Pollachius virens</i>	Fillet - interleaved	200-400 g/pc	no quotation			Europe CIF	Faroe Islands
	Fillet - skinless, PBI, interleaved	16-32 oz/pc	4.60	4.87	+	Spain DDP	Iceland
Haddock/Eglefin/Eglofino <i>Melanogrammus aeglefinus</i>	H&G	< 0.8 kg/pc	NOK 21.50	2.43	2.57	Sweden FCA	Norway
	Fresh	1-1.5 kg/pc	5.20	5.50		Spain CIF	
		> 1.5	5.50	5.82			
		> 2	5.65	5.98			
Ling/Lingue franche/ Maruca <i>Molva molva</i>	Fillet - wet salted Produced from fresh raw material 1st quality	1-1.5 kg/pc	5.10	5.40	=	Italy DDP	Faeroe Islands

Fish Species Trade Name	Product Form	Grading	Price per kg		Reference & Area	Origin
			As stated	EUR USD		
GROUND FISH (cont.)						February 2017
Monkfish/Baudroie/ Rape <i>Lophius spp.</i>	Fresh - Tail	< 0.3 kg/pc	7.82	8.28 -	Italy CPT	UK
		0.3-0.5	8.84	9.36 -		
		0.5-1	9.00	9.53 -		
1-2		9.34	9.89 +			
> 2		12.43	13.16 -			
Fresh - whole	0.5-1 kg/pc	4.88	5.16 -	FCA	France	
	1-2	5.43	5.75 -			
Tails, skinless Frozen at land 100% net weight	100-250 g/pc	5.75	6.09	Spain DDP	Namibia	
	250-500	6.75	7.14			
	500-1000	8.00	8.47			
	> 1000	8.75	9.26			
John Dory/ Sainte Pierre Pez de San Pedro Zeus faber	Frozen skin-on PBO, chemical free, 100% net weight, IQF, Bulk, frozen weight +count	60-100 g/pc	8.91	9.40	Germany CFR	China
		100-150	0.95	1.00		
		150-200	9.95	10.50		
		200-300	10.42	11.00		
	Fresh - gutted	600-800 g/pc	11.00	11.64	Italy CPT	Senegal
800-1000	9.12	9.65 -				
1000-2000	9.16	9.69 -				
Sand steenbras/ Marbré/ Herrera Lithognathus mormyrus	Fresh	500/700 g/pc	8.55	9.05 -	FCA	Morocco
		700/1000	8.81	9.32 +		
		Mixed	8.80	9.31 -		
		400-600	9.80	10.37		
	Mediterranean	700-1000	9.60	10.16	CPT	Spain
		200-300 g/pc	7.60	8.04		
		300-500	11.00	11.64 +		
200-300	6.50	6.88 -				
300-500	10.00	10.58				
FLAT FISH						February 2017
Turbot/Rodaballo <i>Psetta maxima</i>	Fresh - whole cultured	0.5-1 kg/pc	8.60	9.10	Spain CIF	Spain
		1-2	9.20	9.74		
		2-3	10.80	11.43		
		3-4	14.65	15.51		
	Fresh - whole wild	< 0.5 kg/pc	9.10	9.63	Spain CIF	Netherlands
		0.4-0.6	3.90	4.13		
		0.5-0.8	15.98	16.91		
		0.5-1	9.10	9.63 -		
		0.8-1	10.70	11.32 -		
		1-2	10.40	11.01 -		
		2-3	13.10	13.86 -		
		3-4	15.65	16.56 -		
	4-6	19.05	20.16 -			
Fresh - whole	0.4-0.6 kg/pc	6.50	6.88	Italy CPT	Spain/Portugal	
	0.8-1	7.80	8.26 -			
	1-1.5	7.89	8.35 -			
	1.5-2	9.28	9.82 -			
	2-2.5	9.76	10.33 -			
	3-4	14.20	15.03 +			
	0.5-1	7.45	7.88			
	0.7-1	7.03	7.44			
	1-2	10.05	10.64			
	2-3	13.95	14.76			
2-3	21.55	22.81				
Fresh - whole wild	1-2 kg/pc	10.57	11.19 +	CPT	Netherlands	
	2-3	16.16	17.10 +			

Fish Species Trade Name	Product Form	Grading	Price per kg		Reference & Area	Origin	
			As stated	EUR USD			
FLATFISH (cont.)						February 2017	
Sole/Sole/ Lenguado <i>Solea vulgaris</i>	Fresh - whole wild	< 170 g/pc	9.50	10.80	Spain CIF	Netherlands	
		170-220	12.20	12.91			
		200-300	15.00	15.88			
		200-250	17.45	18.47			
		300-400	14.95	15.82			
	Fresh - whole wild	400-500	16.15	17.09 -	Italy CPT	France	
		500-600	16.25	17.20 -			
		200-300 g/pc	14.75	15.61 -			
	Fresh - whole	300-400	14.70	15.56 -	CIF	Netherlands	
		No. 3	12.70	13.44			
No. 4		11.16	11.81				
Fresh - gutted	No. 5	8.21	8.69	Netherlands	Netherlands		
	No. 2	14.04	14.86 -				
	No. 3	12.01	12.71 -				
Fresh - whole	No. 4	10.46	11.07 +	Netherlands	Netherlands		
	No. 2	14.14	14.97 -				
	No. 3	11.87	12.56 +				
	No. 4	9.74	10.31 +				
Fresh - whole	No. 5	9.75	10.32 +	Netherlands	Netherlands		
	No. 2	14.91	15.78				
	No. 3	14.15	14.98				
European plaice/ Plie d'Europe/ Solla europea <i>Pleuronectes platessa</i>	Fresh - whole	300-400 g/pc	3.70	3.92	Spain CIF	Netherlands	
		400-600	3.35	3.55 -			
		> 600	4.40	4.66			
European Flounder/ Flet d'Europe/ Platija europea <i>Platichthys flesus</i>	IQF, white skin-on, 25% glaze	No. 2	3.95	4.18	Netherlands FOB for Italian market	Netherlands	
		IQF skin-off, 25% glaze	4.20	4.45			
Greenland Halibut/ <i>Reinhardtius hippoglossoides</i>	Fresh - fillets skin-on skinless whole	Large	3.75	3.97	Italy CPT	Greenland	
		Large	5.75	6.09			
			2.19	2.32 -			
			2.03	2.15 +	FCA		
	Fillet - skinoff, boneless, blockfrozen		No quotations		Denmark FOB	Greenland	
TUNAS/BILLFISHES						February 2017	
Tuna/Thon/Atún <i>Thunnus spp.</i>	Skipjack - whole	main size	1.58	1.67 -	Bangkok CFR	Western/Central Pacific Ocean	
			1.37	1.45 -			
	Yellowfin - whole			2.08	2.20 =	Ecuador ex-vessel	Eastern Tropical Pacific Ocean
	Skipjack - whole	main size	1.30	1.38 -	Seychelles FOB	Indian Ocean	
			2.05	2.17 =			
	Skipjack - whole	> 10 kg	1.20	1.27 -	Abidjan ex-vessel	Atlantic Ocean	
			2.05	2.17 -			
	Skipjack - whole	1.8-3.4 kg/pc	1.40	1.48 =	Spanish Canneries CFR	Various origins	
			2.30	2.43 =			
	Skipjack - cooked & cleaned loins - vacuum packed	double cleaned	4.93	5.20 =	Italy DDP	Solomon Islands	
			6.06	6.40 =			
	Yellowfin - cooked & cleaned loins - vacuum packed	double cleaned	1.33	1.40 =	Tunisia CFR	Kenya/Mauri- tius/Solomon Is.	
			1.33	1.40 =			
	Skipjack - pre-cooked loins	double cleaned	5.40	5.70 +	Europe CFR	Ecuador	
			6.16	6.50 +			
	Yellowfin - pre-cooked loins	single cleaned	6.63	7.00 +	Ecuador FOB	Ecuador	
			1.23	1.30			
	Skipjack - whole	1.9-3.4 kg/pc	0.95	1.00	Ecuador FOB	Ecuador	
			1.04	1.10			
	Yellowfin - pre-cooked loins	double cleaned	4.83	5.10	Ecuador FOB	Ecuador	
4.74			5.00				
Skipjack - pre-cooked loins	single cleaned	4.07	4.30	Ecuador FOB	Ecuador		
		4.07	4.30				

Fish Species Trade Name	Product Form	Grading	Price per kg		Reference & Area	Origin	
			As stated	EUR USD			
TUNAS/BILLFISHES (cont.)						February 2017	
Swordfish/Espadon/ Pez espada <i>Xiphias gladius</i>	Frozen at sea, DWT 100% net weight	30-50 kg/pc 50-70	6.20	6.56 +	Spain FOT	Spain	
			6.10	6.46			
	Fresh - gutted Whole Mediterranean	< 12 kg/pc		11.85	12.54 +		Italy FCA
		13-18		11.00	11.64 -		
		19-25		11.00	11.64 +		
		26-35		11.00	11.64 -		
	Whole Atlantic	19-25		9.71	10.28 +		
		26-35		9.71	10.28 +		
36-50			9.71	10.28 +			
	> 50		9.23	9.77 +			
SMALL PELAGICS						February 2017	
Mackerel/Maquereau/ Caballa <i>Scomber scombrus</i>	Fresh - whole	4-6 pc/kg	2.73	2.89 +	Italy CPT	France	
	Fresh - Fillets butterfly cut		6.12	6.48 +			
	Whole	200-400 g/pc 300-500	No quotations		Netherlands/Poland FOB for Eastern Europe	UK	
	H&G	> 200 g/pc	na			Greenl./Faroe. I	
	Whole	3-4 pc/kg	1.05	1.11	Spain FOB	Spain	
Horse Mackerel/ Chincard/ Jurel <i>Trachurus spp</i>	Whole	> 24 cm/pc	1.23	1.30	Morocco FOB for European market	Morocco	
	Fresh - fillet		2.62	2.77	Italy CPT	Denmark	
Herring/Hareng/Arenque <i>Clupeidae</i>	Fresh - whole	250-300 g/pc > 350	1.09	1.15	Russian Fed. wholesale Moscow	Russian Fed.	
		> 25	0.75	0.79			
		> 300	0.84	0.89			
		> 250	0.91	0.96	Russian Fed. wholesale Vladivostok		
		70-100 g/pc	0.41	0.43 +	Poland FOB	Baltic	
Sprat/Sprat/Espadín <i>Sprattus sprattus</i>			0.19	0.20 -			
Sardine/Sardine/ Sardina <i>Sardina pilchardus</i>	Fresh - whole		0.87	0.92 +	Italy CPT	Croatia	
			1.00	1.06		Italy	
	Fresh - fillet		4.37	4.63 +		France	
			4.00	4.23		UK	
CEPHALOPODS						February 2017	
Squid/Encornet/Calamar <i>Loligo spp.</i>	Whole	S (< 18 cm)	6.20	6.56 +	Italy CIF	South Africa	
		M (18-25)	6.80	7.20 =			
		L (25-30)	7.00	7.41 =			
		XL (>30)	7.00	7.41 =			
	Frozen	11-14 cm		3.13	3.30 *	Europe	USA
		whole, block frozen	< 5	6.92	7.30 =		India
			6-15	6.06	6.40 =		
			10-40	4.31	4.55 +		
			> 40	3.74	3.95 +		
	<i>Loligo gayi</i>	Whole	18-22 cm	3.00	3.18	Spain FCA	Falkland/ Malvinas Isl.
15-18			4.95	5.24			
12-16			5.73	6.06 -			
<i>Loligo vulgaris</i>	Fresh - whole	100-300 g/pc	10.20	10.80	Italy FCA	Morocco	
		300-400	11.50	12.17			
		400-600	10.50	11.11			
		600-1000	13.50	14.29			
<i>Loligo duvacei</i>	Whole	2 small	5.20	5.50	Mauritania FOB for European market	Mauritania	
		3 small	4.50	4.76			
		4 small	4.00	4.23			
		small	5.70	6.03			
		medium	6.00	6.35			
		large	6.10	6.46			
Whole cleaned,	< 5		3.98	4.20	Germany CFR	India	
	< 10		5.31	5.60 +			
	11-20		5.02	5.30 +			
	21-40		4.07	4.30 +			

Fish Species Trade Name	Product Form	Grading	Price per kg		Reference & Area	Origin		
			As stated	EUR USD				
CEPHALOPODS (cont.)						February 2017		
Squid/Encornet/Calamar <i>Loligo chinensis</i>		< 3	4.41	4.65	Germany CFR	China		
		3-6	3.60	3.80				
		6-10	3.13	3.30				
		10-15	2.75	2.90				
		15-20	2.37	2.50				
<i>Dosidicus gigas</i>	Raw fillet	2-4 kg/pc	0.94	0.99	Europe CFR	Chile		
			1.61	1.70		Peru		
	Raw tentacle	1-2, 2-3 kg/pc	0.94	0.99		Chile		
			< 1, 1-2	1.52		1.60	Peru	
			> 2	1.56		1.65		
	Raw wings whole without cartilage		0.57	0.60		Chile		
			1.18	1.25		Peru		
			0.62	0.65		Chile		
			1.52	1.60		Peru		
			5.68	6.00				
			2.18	2.30				
			2.38	2.52 +		Italy CPT		
2.52	2.67 +							
2.53	2.68 +							
Octopus/Poulpe/Pulpo <i>Octopus vulgaris</i>	Whole - FAS	T1	12.40	13.12 +	Morocco FOB, for Spanish market	Morocco		
		T2	11.40	12.07 +				
		T3	10.40	11.01 +				
		T4	9.40	9.95 +				
		T5	8.40	8.89 +				
	Sushi slice 100% net weight	7 g/pc 9 g	14.02	14.80 +	Europe CFR	Indonesia		
			14.02	14.80 +				
	boiled cut 100% net weight		8.67	9.15 +				
	Flower type 90% net weight	1-2 kg/pc >2	5.40	5.70 +				
			6.11	6.45 +				
	Frozen in land, pots and glaciers, 1° and 2°		T3	9.85	10.40	Mauritania FOB	Mauritania	
			T4	8.91	9.40			
			T5	8.43	8.90			
			T6	7.77	8.20			
T7			7.34	7.75				
T8			7.15	7.55				
FAS				T3	9.66			10.20
				T4	8.72			9.20
	T5	8.24		8.70				
	T6	7.58		8.00				
	T7	7.15		7.55				
		6.96	7.35					
<i>Eledone moschata</i>	Fresh		3.72	4.10 +	Italy CPT FCA	Croazia		
			3.20	3.53				
			2.90	3.20 -				
		extra small medium		10.45	11.53 -	CPT	Croazia	
				6.97	7.69 +			
				3.97	4.38 +			
	80-120 g/pc		5.15	5.68		Tunisia		
			50-80	5.35			5.90	
			< 50	5.50			6.07	
Cuttlefish/Seiche/ Sepia <i>Sepia spp.</i>	Whole, cleaned, IQF 20% glaze	< 10 pc/kg 11-20	3.98	4.20	Germany CFR	India		
			3.98	4.20				
	Fresh - whole	300-500 g/pc 500-1000		4.20	4.45	Italy FCA CPT FOB	France/UK Morocco	
				5.17	5.47 +			
				5.00	5.29			
				5.20	5.50			
	IQF, 10% glaze	100-200 g/pc 200-300 300-400 400-600 600-800		5.20	5.50			
				5.20	5.50			
5.20				5.50				
5.20				5.50				
Frozen, whole block frozen			5.45	5.75 *	Europe	India		
			7.66	8.09 *				

Fish Species Trade Name	Product Form	Grading	Price per kg		Reference & Area	Origin	
			As stated	EUR USD			
CRUSTACEANS							
February 2017							
Whiteleg shrimp/ Crevette pattes blanches/Camarón patiblanco <i>Penaeus vannamei</i>	PD, chemical treatment 100% net weight treated with non-phosphate	31-40 pc/lb	10.71	11.30 +	Europe CFR	Indonesia	
		41-50	9.76	10.30 +			
		51-60	9.43	9.95 +			
		61-70	9.24	9.75 +			
		71-90	8.91	9.40 +			
	Head-on, shell-on	91-120	8.72	9.20 +			
		20-30 pc/kg	8.20	8.65 -		Central America	
		30-40	6.68	7.05 -			
		40-50	5.87	6.20 -			
		50-60	4.72	4.98 -			
		60-70	5.50	5.80 -			
		70-80	5.31	5.60 -			
		80-100	4.74	5.00 -			
	100-120	3.98	4.20 -				
	Tails	120-140	3.98	4.20			
		21-25 pc/lb	11.70	12.35 +			
26-30		9.92	10.47 -				
31-35		8.98	9.48 -				
36-40		8.56	9.04 -				
41-50		8.19	8.64 -				
51-60		7.83	8.27 -				
61-70		6.47	6.83 -				
Head-on, Shell-on	71-90	5.95	6.28	South/Central America FOB for European main ports			
	91-110	4.80	5.07				
	30-40 pc/kg	8.29	8.75 +				
	40-50	6.73	7.10 +				
	50-60	6.02	6.35 -				
	60-70	5.78	6.10 +				
	70-80	5.54	5.85 +				
80-100	5.40	5.70 +					
Green tiger prawn/ Crevette tigrée verte/ Langostino tigre verde <i>Penaeus semisulcatus</i>	Headless, shell-on, block 100% net weight, net count	41-50 pc/kg	7.20	7.60	Europe CFR	Belgium	
		51-60	6.54	6.90			
		61-50	6.16	6.50			
		71-90	5.78	6.10			
		91-120	5.40	5.70			
		100-200	4.93	5.20			
		200-300	4.64	4.90			
		300-500	4.26	4.50			
Metapenaeus shrimps/ Crevettes Metapenaeus Camarones Metapenaeus <i>Metapenaeus spp</i>	Untreated, net weight, net count	100-200 pc/kg	6.35	6.70	Europe CFR	India	
		200-300	5.45	5.75			
		300-500	4.69	4.95			
Argentine red shrimp/ Salicoque rouge/ d'Argentine/Camarón langostin argentino <i>Pleoticus muelleri</i>	Head-on, shell-on	10-20 pc/kg	8.00	8.47 -	Spain EXW	Argentina	
		20-30	7.70	8.15 -			
		30-40	7.60	8.04 +			
		40-60	7.50	7.94 +			
Black tiger/Crevette tigrée/Camarón tigre <i>Penaeus monodon</i>	Headless 20% glaze, IQF	8-12 pc/lb	15.68	16.55	Europe/ Russian Fed.	Bangladesh	
		13-15	13.74	14.50			
		16-20	10.75	11.35			
		21-25	6.54	6.90			
		26-30	5.97	6.30			
Headless, shell-on, block frozen	13-15 pc/kg	11.56	12.20	Europe CFR	Belgium		
		16-20	11.56			8.40	
		21-30	7.96			7.10	
		26-30	6.73			7.50	
		31-40	7.11			7.10	
	HOSO, net weight, net count block frozen	10-20 pc/kg	15.16		16.00	Europe CFR	India
		20-30	10.42		11.00		

Fish Species Trade Name	Product Form	Grading	Price per kg			Reference & Area	Origin	
			As stated	EUR	USD			
CRUSTACEANS (cont.)						February 2017		
Deep-water rose shrimp/ Crevette rose du large/ Gamba de altura/ <i>Parapenaeus longirostris</i>	Fresh - Peeled tail	Mixed	10.33	11.74	-	Italy CPT	Italy	
Common shrimp/ Crevette grise/Quisquilla <i>Crangon crangon</i>	Fresh, shell-on		44.70	47.31		Spain CIF	Netherlands	
	Head-on, shell-on		11.70	12.38				
Norway lobster/ Langoustine/Cigala <i>Nephrops norvegicus</i>	Fresh - Whole 4X1.5 kg	3-5 pc/kg	na			DDP		
		4-7	28.45	30.27	=			
		6-9	24.50	26.06	=			
		8-12	19.35	20.59				
		11-15	20.75	22.07	+			
		16-20	17.45	18.47	+			
		20-30	14.15	14.98	-			
		31-40	11.95	12.65	+			
		41-50	8.52	9.02				
	Tails 40-60	13.35	14.13					
Whole	00 pc/kg		14.45	15.29	+	Spain CIF	Scotland	
	0		13.05	13.81	+			
	1		11.45	12.12	+			
	2		10.05	10.64	+			
	3		8.55	9.05	+			
	4		7.15	7.57	+			
5		6.75	7.14	+				
Fresh - whole	5-9 pc/kg		21.00	22.23			Netherlands	
	11-15		18.90	20.00				
	16-20		15.45	16.35				
	20-30		13.00	13.76				
	31-40		10.70	11.32				
41-50		8.55	9.05					
Fresh - whole, head	8-10 pc/kg		16.70	17.68		Italy CPT	Denmark/ UK	
	11-15		15.46	16.36	+			
	16-20		11.90	12.59	-			
	21-30		10.11	10.70	-			
	41-50		5.05	5.34	-			
European lobster/ Homard européen/ Bogavante <i>Homarus gammarus</i>	Live - bulk	400-600 g/pc	34.00	35.99	+	France delivered to French vivier	Ireland	
		600-800	34.00	35.99	+			
	Fresh - whole	Large		26.85	28.42	-	Italy CPT	UK
small			20.90	22.12				
American lobster/ Homard américain/ Bogavante americano <i>Homarus americanus</i>	Live hard shell		17.29	18.30	+		Canada USA	
	Live hard shell		16.47	17.43	+			
	Live soft shell		12.31	13.03				
	Popsicle	< 450 g/pc (canner size)	CAN	25.00	19.87	18.83	Canada FOB for European mkt	Canada
		> 450 (market size)	CAN	26.00	19.87	18.83		
Whole cooked netted lobster	canners	CAN	24.00	18.34	17.38			
	market	CAN	25.00	19.10	18.10			
Edible crab/Tourteau/ Buey de mar <i>Cancer pagurus</i>	Live	T2 13-16 cm	4.82	5.10	+	France Auction	France	
Spinous spider crab/ Araignée européenne/ Centolla europea/ <i>Maja squinado</i>	Fresh - female		5.30	5.61		Italy CPT	UK	
		male	4.50	4.76				
	female		3.75	3.97	-		France	
		male	3.80	4.02	-			
	Fresh-female	small	3.43	3.63	=			
		male	small	2.95	3.12	+		

Fish Species Trade Name	Product Form	Grading	Price per kg		Reference & Area	Origin			
			As stated	EUR USD					
BIVALVES						February 2017			
Oyster/Huître/Ostra <i>Crassostrea gigas</i>	Live	No. 3	4.40	4.66 =	France prod. Price/ average export price	Ireland/France			
		60-100 g/pc	16.88	17.87 =	Spain CIF	Netherlands			
		95-110 g/pc	16.25	17.20 =		Italy			
<i>Ostrea edulis</i>		>130	14.62	15.47 =		Netherlands			
Mussel/Moule/Mejillón <i>Mytilus edulis</i> <i>Mytilus galloprovincialis</i>	Live - Bottom mussel		2.10	2.22 =	France wholesale	France			
			1.80	1.91 =		Netherlands			
	Live - Rope	60-80 pc/kg		2.00	2.12 =	Spanish market EXW	Spain		
			Fresh	20-25 pc/kg	no quotation		Italy CFA	Italy	
				25-30	1.25				1.32
				30-40	1.20				1.27
	Fresh - whole	shell on		1.15	1.22	Italy FCA CPT	Spain		
				1.25	1.32				
				1.20	1.27 -				
				1.83	1.94 -				
<i>Mytilus chilensis</i>	IQF - shell-off, 7% glaze	200-300 pc/kg	2.15	2.28 +	FCA CPT	Chile			
			2.15	2.28 =					
			3.25	3.44			CIF		
			2.84	3.00					
Cooked mussel meat IQF	100-200 pc/kg		3.17	3.35	France CIF				
		200-300	2.56	2.70					
		300-500	2.08	2.20					
Cooked mussel whole shell, IQF	80-100 pc/kg		2.08	2.20					
		Razor shell/Couteau/ Navajas - <i>Solenidae</i>	Fresh	S	7.80	8.26 =	Spain CIF	Ireland	
				M	8.70	9.21 =			
				L	10.25	10.85 =			
Live	10-12 cm/pc		3.80	4.02 =		Netherlands			
SALMON						February 2017			
Atlantic salmon/ Saumon de l'Atlantique/ Salmón del Atlántico <i>Salmo salar</i>	Fresh - gutted, head-on Superior quality	2-3 kg/pc	5.50	5.82	France CIF	Scotland			
		3-4	7.40	7.83					
		4-5	7.30	7.73					
		5-6	7.30	7.73					
		> 6	7.40	7.83					
	Fresh - gutted, head-on Superior quality	2-3 kg/pc	4.80	5.08	Norway FOB	Norway			
		3-4	6.30	6.67					
		4-5	6.54	6.92					
		5-6	6.54	6.92					
		> 6	6.50	6.88					
	1-2 kg/pc	NOK	50.59	5.71	6.06 +	Norway FOB			
		NOK	62.24	7.03	7.45 +				
		NOK	65.39	7.39	7.83 +				
3-4	NOK	66.13	7.47	7.92 +	Norway FOB				
	NOK	66.37	7.50	7.95 +					
	NOK	65.88	7.44	7.89 +					
4-5	NOK	65.82	7.44	7.88 +	Norway FOB				
	NOK	66.36	7.50	7.94 +					
	NOK	67.30	7.60	8.06 +					

Fish Species Trade Name	Product Form	Grading	Price per kg			Reference & Area	Origin
			As stated	EUR	USD		
SALMON (cont.)						February 2017	
Atlantic salmon/ Saumon de l'Atlantique/ Salmón del Atlántico <i>Salmo salar</i>	Fresh	3-4 kg/pc		6.90	7.30	Spain CFR	Norway
	guttled, head-on	4-5 kg/pc		7.85	8.31	Tunisia CFR	
		5-6		7.85	8.31		
	Fresh - salmon cubes 8x8x8			9.73	10.30	Europe CFR	
	IQF - salmon slices			9.73	10.30		
	Fresh - Whole - Superior	2-3 kg/pc		3.52	3.73	Italy FCA	
		3-4		4.44	4.70		
		4-5		4.62	4.89		
		5-6		4.69	4.96		
		6-7		4.77	5.05		
		7-8		5.05	5.34		
		8-9		na			
		9-10		na			
		3-4		5.32	5.63	CIF	
		4-5		5.45	5.77		
	5-6		5.35	5.66			
IQF portion	100-150 g/pc		10.30	10.90		Denmark	
Head-on, gutted, grade 1	6-7 kg/pc		5.08	5.38	Denmark DDP	Chile	
Fillet, interleaved	1-2 lb/pc		4.87	5.15			
	2-4		4.17	4.41			
Fillet, VAC	1-2 lb/pc		6.10	6.46			
	3-4		6.15	6.51			
Fillet, IQF	2-3 lb/pc		6.15	6.51			
	4-5		6.88	7.28			
Bits and pieces			7.20	7.60	Europe CIF		
scapped meat			5.21	5.50			
TROUT						February 2017	
Trout/Truite/Trucha <i>Salmo trutta</i>	Whole, gutted, fresh on ice	0.25-0.4 kg/pc	HUF	1536	4.98 5.27 +	Hungary ex-farm	Hungary
	Fillet - farmed	200-400 g/pc		8.40	8.89 +	Italy ex-farm	Italy
	Live - farmed	500-700 g/pc		3.40	3.60 +		
Rainbow trout/ Truite arc-en-ciel/ Trucha arco iris <i>Oncorhynchus mykiss</i>	Live - farmed	250-400 g/pc		3.30	3.49 +		
	Guttled	250-400 g/pc		4.30	4.55 +		
FRESHWATER FISH						February 2017	
Carp/Carpe/Carpa <i>Cyprinus spp.</i>	Live	1.2-5 kg/pc	HUF	841	2.73 2.89	Hungary ex farm	Hungary
	Fresh, whole, gutted, head-off	0.7-4.5 kg/pc	HUF	1121	3.63 3.85		
	Fresh on ice - slices		HUF	1350	4.38 4.64		
	Fresh on ice - fillets		HUF	1820	5.90 6.25		
Crucian Carp/Carassin Carpin <i>Carassius carassius</i>	Live	0.45-0.9 kg/pc	HUF	392	1.27 1.35		
Grass Carp/ Carpe chinoise/Carpa China <i>Ctenopharyngodon idellus</i>	Live	0.8-3 kg/pc	HUF	701	2.27 2.41		
	Fresh, whole, gutted, head-off		HUF	1093	3.54 3.75		
Bighead carp/Carpe à grosse tête/Carpa capezona <i>Aristichthys nobilis</i>	Fresh gutted, head-off	0.7-5.0 kg/pc	HUF	694	2.25 2.38 +		
	Fresh on ice - slices		HUF	806	2.61 2.77 +		
	Fresh on ice - fillets		HUF	919	2.98 3.16 +		
	Live	1-5.5 kg/pc	HUF	420	1.36 1.44 +		

Fish Species Trade Name	Product Form	Grading	Price per kg			Reference & Area	Origin
			As stated	EUR	USD		
FRESHWATER FISH (cont.)							February 2017
Nile perch/Perche du Nil/Perca del Nilo <i>Lates niloticus</i>	Fillet - skinless Interleaved, 100% net weight	300-500 g/pc 500-1000		5.21	5.50	EU CFR	Uganda
				4.88	5.15		
	Fresh whole yellow	200-400 g/pc		2.57	2.72	Italy FCA	Tanzania
		200-400 g/pc		4.34	4.59 +		
		200-400 g/pc		4.39	4.65 -		
	Fresh fillet	200-400 g/pc		4.38	4.64 -		
400-700			5.18	5.48			
	Fillet - skinless, PBI, IWP	500-1000 g/pc		5.87	6.20 +	Spain CFR	China
Nile Tilapia/Tilapia du Nil/Tilapia del Nilo <i>Oreochromis niloticus</i>	Fillet - skinless, IQF, PBO non-treated, 10% glaze	5-7 oz/pc		3.85	4.10 =		
North African catfish/ Poisson chat nord- africaine/ pez gato <i>Clarias gariepinus</i>	Fresh - fillets skinless		HUF 1886	6.12	6.48 +	Hungary ex farm	Hungary
	Fresh - fillets skin-on		HUF 1675	5.43	5.75		
	Fresh, whole, gutted, head-off		HUF 1191	3.86	4.09		
European catfish/ Silure glane/Siluro <i>Silurus glanis</i>	Live	0.8- 4 kg/pc	HUF 1682	5.45	5.78		
	Fresh on ice - slices		HUF 1121	3.63	3.85		
	Fresh on ice - fillets		HUF 1606	5.21	5.52		
Pangasius spp.	Fillet refreshed			3.55	3.76	Italy CIF CPT	Vietnam
	Fillet, IQF, white - 20% glaze	120-170 g/pc		1.91	2.02 +		
	Fillet, IQF, white - 20% glaze	170-220		1.91	2.02 +		
	Fillet, IQF, white - 5% glaze			3.09	3.27 -	Spain CFR	
	Fillet, IQF, white - 20% glaze	120-170-220		1.89	2.00 +		
	Fillet, 100% net weight, IQF	g/pc		2.37	2.50		
	Fillet, 100% net weight, interlvd			2.32	2.45		
NON-TRADITIONAL SPECIES							February 2017
Sturgeon/Esturgeon/ Esturione <i>Acipenseridae</i>	Frozen - Whole	1.5-2 kg/pc		5.00	5.29	France CIF	France
	Gutted	5-7 kg/pc		6.50	6.88		
	Fillets	200-300 g/pc		11.50	12.17		
		800-1000		11.50	12.17		
<i>A.baeri</i>	Caviar (Aquitaine) metal boxes			1.00	1.06		
Ribbonfish <i>Trichiurus lepturus</i>		300-1500 g/pc		2.50	2.65	Europe CFR	Senegal
SEABASS/SEABREAM/MEAGRE							February 2017
Seabass/Bar, Loup/Lubina <i>Dicentrarchus labrax</i>	Fresh - whole farmed	200-300 g/pc		3.80	4.02 -	Greece FOB	Greece
		300-450		4.40	4.66 -		
		450-600		4.80	5.08 -		
		600-800		5.80	6.14 =		
		800-1000		7.50	7.94 +		
		> 1000		8.50	9.00 -	Italy CIF	
		200-300 g/pc		4.00	4.23 -		
		300-450		4.60	4.87 -		
		450-600		5.00	5.29 -		
		600-800		6.00	6.35 =		
800-1000		7.70	8.15 +				
> 1000		8.70	9.21 -				

Fish Species Trade Name	Product Form	Grading	Price per kg		Reference & Area	Origin
			As stated	EUR USD		
SEABASS/SEABREAM/MEAGRE (cont.)						February 2017
Seabass/Bar, Loup/Lubina <i>Dicentrarchus labrax</i>	Fresh - whole farmed	200-300 g/pc	4.05	4.29 -	France CIF	Greece
		300-450	4.65	4.92 -		
		450-600	5.05	5.34 -		
		600-800	6.05	6.40 =		
		800-1000	7.75	8.20 +		
		> 1000	8.75	9.26 -		
		200-300 g/pc	4.04	4.28 -	Spain CIF	
		300-450	4.64	4.91 -		
		450-600	5.04	5.33 -		
		600-800	6.04	6.39 =		
		800-1000	7.74	8.19 +		
		> 1000	8.74	9.25 -		
		200-300 g/pc	4.07	4.31 -	Germany CIF	
		300-450	4.67	4.94 -		
		450-600	5.07	5.37 -		
		600-800	6.07	6.42 =		
		800-1000	7.77	8.22 +		
		> 1000	8.77	9.28 -		
		200-300 g/pc	4.05	4.29 -	Portugal CIF	
		300-450	4.65	4.92 -		
		450-600	5.05	5.34 -		
		600-800	6.05	6.40 =		
	800-1000	7.75	8.20 +			
	> 1000	8.75	9.26 -			
	200-300 g/pc	4.23	4.48 -	UK CIF		
	300-450	4.83	5.11 -			
450-600	5.23	5.54 -				
600-800	6.23	6.59 =				
800-1000	7.93	8.39 +				
> 1000	8.93	9.45 -				
200-300 g/pc	4.15	4.39 -	Italy CIF			
300-450	4.70	4.97 -				
450-600	5.74	6.08 +				
600-800	6.72	7.11 -				
800-1000	7.94	8.40 -				
1000-1500	9.54	10.10 =				
> 1500	11.30	11.96 -				
> 2000	15.72	16.64 +				
200-300 g/pc	4.40	4.66	Spain CIF	Canary Island (Spain)		
300-400	4.70	4.97				
400-600	5.70	6.03				
600-800	7.91	8.37				
800-1000	10.21	10.81				
1000-2000 g/pc	10.80	11.43	France			
2000-3000	11.80	12.49				
3000-4000	14.30	15.13				
Fresh - whole - wild Atlantic	1000-2000 g/pc	na	Italy FCA	Morocco		
	> 2000	na				
	> 3000	na				



EUROPEAN PRICE REPORT

Fish Species Trade Name	Product Form	Grading	Price per kg		Reference & Area	Origin	
			As stated	EUR USD			
SEABASS/SEABREAM/MEAGRE (cont.)						February 2017	
Seabass/Bar, Loup/Lubina <i>Dicentrarchus labrax</i>	Fresh - whole - wild Mediterranean	400-600 g/pc	na		Italy CPT	Egypt	
		600-800	12.50	13.23 =			
800-1000		12.50	13.23 =				
1000-2000		12.54	13.27 +				
> 2000		12.95	13.71 +				
		> 3000	33.00	34.93		Italy	
	Farmed - Orbetello	Large	10.70	11.32 =	FCA		
		Medium	9.70	10.27 +			
		Small	7.60	8.04			
Gilthead seabream/ Dorade royale/Dorada <i>Sparus aurata</i>	Fresh - whole farmed	200-300 g/pc	4.00	4.23 +	Greece FOB	Greece	
		300-450	4.30	4.55 =			
		450-600	4.30	4.55 =			
		600-800	5.00	5.29 +			
		800-1000	6.80	7.20 +			
		> 1000	9.00	9.53 =			
			200-300 g/pc	4.20	4.45 +		Italy CIF
			300-450	4.50	4.76 =		
			450-600	4.50	4.76 =		
			600-800	5.20	5.50 +		
			800-1000	7.00	7.41 +		
			> 1000	9.20	9.74 =		
			200-300 g/pc	4.25	4.50 +		France CIF
			300-450	4.55	4.82 =		
			450-600	4.55	4.82 =		
			600-800	5.25	5.56 +		
			800-1000	7.05	7.46 +		
			> 1000	9.25	9.79 =		
			200-300 g/pc	4.24	4.49 +		Spain CIF
			300-450	4.54	4.81 =		
			450-600	4.54	4.81 =		
			600-800	5.24	5.55 +		
			800-1000	7.04	7.45 +		
			> 1000	9.24	9.78 =		
			200-300 g/pc	4.27	4.52 +		Germany CIF
			300-450	4.57	4.84 =		
			450-600	4.57	4.84 =		
			600-800	5.27	5.58 +		
	800-1000	7.07	7.48 +				
	> 1000	9.27	9.81 =				
	200-300 g/pc	4.25	4.50 +	Portugal CIF			
	300-450	4.55	4.82 =				
	450-600	4.55	4.82 =				
	600-800	5.25	5.56 +				
	800-1000	7.05	7.46 +				
	> 1000	9.25	9.79 =				

Fish Species Trade Name	Product Form	Grading	Price per kg		Reference & Area	Origin
			As stated	EUR USD		
SEABASS/SEABREAM/MEAGRE (cont.)						February 2017
Gilthead seabream/ Dorade royale/Dorada <i>Sparus aurata</i>	Fresh - whole farmed	200-300 g/pc	4.43	4.69 +	UK CIF	Greece
		300-450	4.73	5.01 =		
		450-600	4.73	5.01 =		
		600-800	5.43	5.75 +		
		800-1000	7.23	7.65 +		
	> 1000	9.43	9.98 =			
	farmed	600-800 g/pc	11.65	12.33 +	Italy FCA	Morocco
		800-1000	14.06	14.88 +		
		1000-2000	15.71	16.63 +		
		> 2000	14.78	15.64 +		
	wild	200-300 g/pc	3.95	4.18 *	CIF	Greece
		300-400	4.21	4.46 -		
		300-600	4.15	4.39 *		
farmed Orbetello	400-600 g/pc	11.00	11.64	CPT	Egypt	
	600-800	12.00	12.70 =			
	800-1000	12.00	12.70 =			
	1000-2000	12.00	12.70 =			
Large	10.70	11.32 =	FCA	Italy		
	Medium	9.52			10.08 -	
	Small	5.00			5.29 -	
Meagre/Maigre commun/Corvina <i>Argyrosomus regius</i>	Fresh - Whole farmed	500-1000 g/pc	5.00	5.29	CIF	Greece
		1000-2000	4.80	5.08 +		
		> 2000	4.80	5.08 +		
		> 3000	4.80	5.08		
	> 2000 g/pc	6.20	6.56 +			
	wild	600-800 g/pc	12.00	12.70	CPT	Egypt
		800-1000	9.40	9.95 =		
1000-2000		9.40	9.95 =			
		2000-4000	9.40	9.95 =		

EUROPEAN PRICE REPORT

PRICE REFERENCE (INCOTERMS 2010)

CFR	Cost and Freight
CIF	Cost, Insurance and Freight
CIP	Carriage and Insurance Paid To
CPT	Carriage Paid To
DAT	Delivered at Terminal
DAP	Delivered at Place
DDP	Delivered Duty Paid
EXW	Ex Works
FCA	Free Carrier
FAS	Free Alongside Ship
FOB	Free on Board

(DAF, DES, DEQ and DDU have been cancelled)

PRODUCT FORM

C&P	Cooked and Peeled
FAS	Frozen at Sea
H&G	Headed and Guttled
HOG	Head on Guttled (salmon)
IQF	Individually Quick Frozen
IWP	Individually Wrapped Pack
PBI	Pinbone In
PBO	Pinbone Off
PD	Peeled and Deveined
PTO	Peeled Tail On
PUD	Peeled, Undeveined

SYMBOLS

- + Price increased in original currency since last report
- Price decreased in original currency since last report
- = Updated but unchanged price
- * New insertion
- Not updated since last issue

CURRENCY RATES

		US\$	EUR
Canada	CAD	1.31	1.38
Hungary	HUF	291.20	308.42
Norway	NOK	8.35	8.85
USA	USD		1.06
EU	EUR	0.94	
Denmark	DKK	7.02	7.43

Exchange Rates: 15.02.2017

The European Fish Price Report is a monthly GLOBEFISH publication.
This issue was prepared by Helga Josupeit, Weiwei Wang and Felix Dent.

It can be ordered from the **FISH INFONetwork**:

FAO GLOBEFISH

(Network coordinator)
Viale delle Terme di Caracalla
00153 Rome - Italy
Tel: (39) 06 57055188
Fax: (39) 06 57053020
E-mail: globefish@fao.org
Web site: www.globefish.org

INFOPECHE (Africa)

Tour C, 19^{ème} étage, Cité
Administrative
Abidjan 01 - Côte d'Ivoire
Tel: (225) 20228980
Fax: (225) 20218054
E-mail: infopeche@aviso.ci
Web site: www.infopeche.ci

INFOPESCA

(Latin America)
Julio Herrera y Obes 1296
11200 Montevideo - Uruguay
Tel: (598) 2 9028701
Fax: (598) 2 9030501
E-mail: infopesca@infopesca.org
Web site: www.infopesca.org

INFOYU (China)

Room 514, Nongfeng Building
No. 96 East Third Ring Road
Chaoyang District
Beijing 100122 – P.R. China
Tel: (86-10) 59199614
Fax: (86-10) 59199614
E-mail: infoyu@agri.gov.cn
Web site: www.infoyu.net

EUROFISH

(Central and Eastern Europe)
H.C. Andersens Blvd 44-46
1553 Copenhagen - Denmark
Tel: (45) 33377755
Fax: (45) 33377756
E-mail: info@eurofish.dk
Web site: www.eurofish.dk

INFOSAMAK

(Arab Region)
71 blvd Rahal El Meskini
Casablanca 20 000 - Morocco
Tel: (212) 522540856
Fax: (212) 522540855
E-mail:
infosamak@infosamak.org
Web site : www.infosamak.org

INFOFISH (Asia/Pacific)

1st Floor, Wisma LKIM
Jalan Desaria - Pulau Meranti
47120 Puchong, Selangor DE
Malaysia
Tel: (603) 80649295/80649169
Fax: (603) 80603697
E-mail: info@infofish.org
Web site: www.infofish.org

INFOSA - sub-office

INFOPECHE (Southern Africa)
89, John Meinert Street- West
Windhoek -Namibia
Tel: (264) 61279430
Fax: (264) 61279434
E-mail:infososa@infososa.org.na
Web site: www.infososa.org.na

**GLOBEFISH Market Reports are available from the GLOBEFISH web site:
www.fao.org/in-action/globefish**



**Food and Agriculture
Organization of the
United Nations**

Food and Agriculture Organization of the United Nations
Fisheries and Aquaculture Policy and Economics Division
Products, Trade and Marketing Branch
Viale delle Terme di Caracalla
00153 Rome, Italy
Tel +39 06 5705 2884
Fax +39 06 5705 3020
www.fao.org/in-action/globefish