



EUROPEAN PRICE REPORT

Issue 6/2017 June 2017

LATEST TRENDS

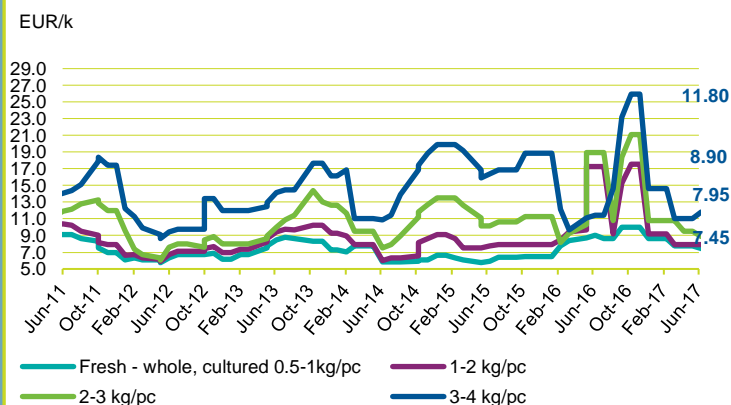
The European seafood market is now entering its peak consumption period, leading to price gains for groundfish, seabass and seabream. Turbot prices, however, are in seasonal decline.

GROUND FISH

Initial price forecasts for the *Merluccius productus* spring season are pointing to a decrease compared with last year's levels. Meanwhile, on the Moscow and Vladivostok markets, Alaska pollock prices are on the rise. Cod prices in Poland are also strong, and are expected to increase even further.

Turbot prices have begun a steep decline in anticipation of the hike in production volumes typically seen at this time of the year. Drops of some 15 percent have been reported, bringing prices broadly back in line with the same period in 2016.

TURBOT - in Spain, origin: Spain



Index for prices

Groundfish	8
Flatfish	9
Tuna	10
Small Pelagics	11
Cephalopods	11
Crustaceans	13
Bivalves	15
Salmon	15
Trout	16
Freshwater fish	16
Non Traditional Species	17
Seabass-Seabream-Meagre	17

The European Fish Price Report, based on information supplied by industry correspondents, aims to provide guidance on broad price trends. Price information is indicative and should be used only for forecasting medium- and long-term trends. FAO is not responsible for any errors or omissions.

TUNA - BILLFISHES

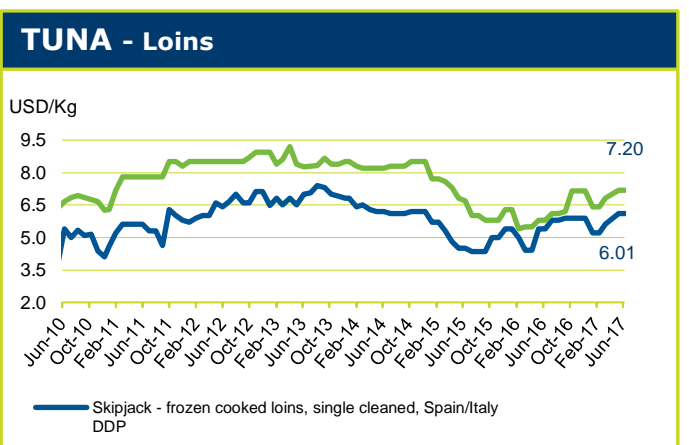
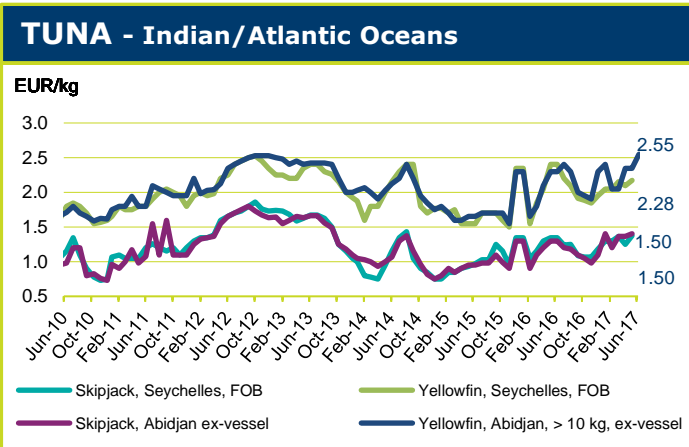
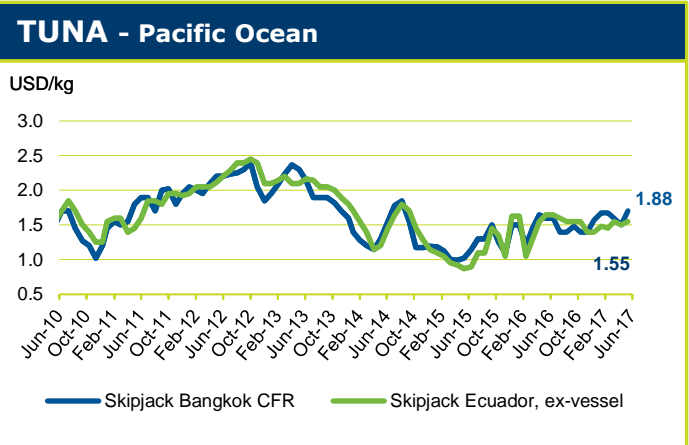
Fishing continues to be slow in the Western and Central Pacific (WCP) but has shown slight improvements compared with previous months. Raw material inventories at Thai canneries remain at a moderate-to-low level. Several carriers have been arriving from the Indian Ocean to supplement the reduced deliveries from the WCP. Due to the persistently poor catches in the WCP and the impending FAD closure from July to October, skipjack prices are climbing.

The catch rate has slowed down a little in the Eastern Pacific, while local canneries continue to report healthy raw material inventories. Canneries are also reporting increased finished goods orders as Manta prices remain below those on the Bangkok markets. While skipjack prices continue to follow the uptrend in Bangkok, yellowfin prices are falling as landings improve.

There is no change in the situation in the Indian Ocean. Catches are moderate and raw material inventories at local canneries remain healthy. Skipjack and yellowfin prices continue to rise due to demand for carrier deliveries to Thailand.

Fishing in the Atlantic Ocean has slowed to a moderate-to-low rate as a result of bad weather and demand for raw material at the local canneries remains high. This has led to a rise in skipjack prices while yellowfin prices remain stable.

Due to the reduction in catches in the Atlantic Ocean, and the diversion of Indian Ocean fish to the Bangkok market, European prices for skipjack and yellowfin



are rising strongly. Meanwhile, the market price for cooked, double cleaned yellowfin loins is holding steady.

SMALL PELAGICS

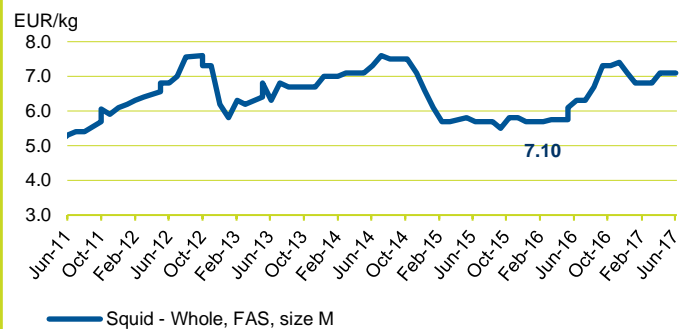
In Poland, herring and sprat prices have begun their seasonal downward trend. Meanwhile, stable prices are reported for Pacific herring.

CEPHALOPODS

It is currently the off-season for octopus and raw material price are sky high.

In South Africa, the squid fishery re-opens on 1 July and there is essentially no stock left. In Argentina, the *Illex* season was again disappointing, but good Peruvian squid catches are more than making up for the shortfall and overall prices of squid should be lower this year.

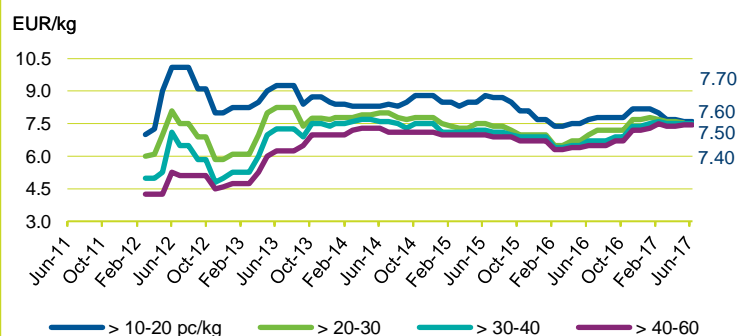
SQUID - in Italy, origin: South Africa



CRUSTACEANS

Catches have been typically strong at the start of the shrimp fishing season in Argentina, which opened on 19 May. The most plentiful size has been 20/30, followed by 10/20 and 30/40. Demand in Asia remains strong, especially in Japan, even though Chinese buyers have been somewhat more hesitant. Japanese demand is mainly for small sizes, and with some stocks of large shrimp from last year still available in

ARGENTINA RED SHRIMP - origin: Argentina



Europe, the price of large shrimp is similar to that of smaller sizes (30/40-40/60), which is an unusual development. Overall, reports suggest the price level so far this year has been lower than in 2016, but with shrimp aquaculture in Latin America currently in its low season, some price increases have been observed. In Indonesia, raw material supply is quite stable at present compared with last month and prices are steady.

Crab and lobster landings will increase in the coming months with the start of the new fishing season in Europe. Pressure on raw material for American lobster remains high due to high demand worldwide for lobster and limited availability. Raw material prices fell back somewhat in the 2nd half of May and early June as the weather improved and catches increased, but are expected to rise again soon as the end of the spring season in Canada approaches (30 June).

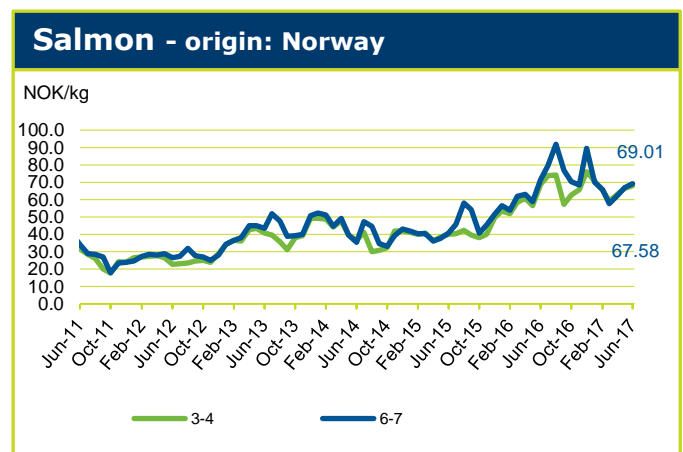
BIVALVES

In France, the bouchot mussel season has begun. The oyster season traditionally declines in summer and the lack of product is evident at retail, but producers on the coast are optimizing direct sales during the tourist season through innovative channels such as food trucks and automatic 24/7 temperature-controlled distributors. Meanwhile, the French scientific institution IFREMER are again tracking summer oyster mortalities and on their 31/05 bulletin they report an average mortality rate of 27.9% at the national level for seed oysters, with high regional fluctuation. Juvenile and adult oysters are reported as having much lower mortality rates (1.2% and 0.9% respectively).

The clam fisheries in Italy are in full swing, and the tourist industry is demanding huge quantities. Prices of live clams have increased by EUR 1.00 per kg in just a few weeks.

SALMON

For the past two months, export prices for Norwegian farmed Atlantic salmon on European markets have been supported at levels somewhat above the equivalent period in 2016. Prices softened slightly in early June, but remain up in year-on-year terms, with the NASDAQ salmon index at NOK 65.5 per kg as of week 22, 2017. These higher prices have seen the total value of Norway's salmon exports increase by approximately 14 percent over the first 5 months of 2017 compared with the same period last year, despite a 2 percent drop in exported volume, according to the latest figures released by the Norwegian Seafood Council (NSC). The NSC reports a total of 377 000 tonnes of salmon worth NOK 26 billion exported from January to May. Export volumes to the core EU market over the same period are down 5 percent in volumes terms, but total value has risen 11 percent, pointing to the continuation of strong underlying demand that has shown considerable resistance to the raw material price hikes that have inevitably filtered down to the retailer level. In the UK, buoyed by the substantially weaker British pound, farmed salmon exporters have seen prices rise strongly over the past year and they remain well above last year's levels despite an overall increase in supply coming out of the UK. For both the Norwegian and UK industry, the US represents an increasingly lucrative market whose appetite for European farmed salmon continues to grow rapidly, translating into additional competition for European buyers.

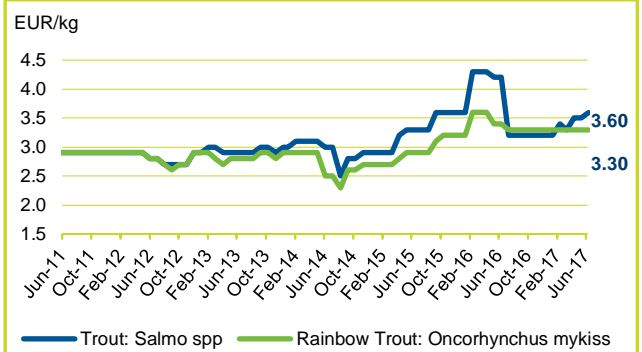


Biomasses at Norwegian salmon farms were some 4 percent higher in April 2017 compared with the same month in 2016, and an overall production increase is expected for the year as a whole. A large proportion of these additional volumes will hit the market towards the end of the 3rd quarter, however, and prices can be expected to drop down to the mid-to-high NOK 50s during this period. The relatively more plentiful supply available in the second half of the year can also be expected to dampen the 4th quarter upward trend, with FishPool end-of-year forward prices now at high NOK 60s levels compared with last year's seasonal price spike which pushed the NOK 80 mark.

TROUT

According to the latest NSC figures, Norway exported 2 900 tonnes of farmed trout in May, worth a total of NOK 236 million. These numbers reflect decreases of 43 and 16 percent respectively compared with the same month last year. Overall, in the first 5 months of 2017, total trout export volumes came to 14 000 tonnes, worth NOK 1.1 billion. In volume terms, this is a drop of 55 percent, reflecting a severe shortage of fish at Norwegian farms. Trout farm biomasses were down 26 percent in year-on-year terms in April, with the shortfall concentrated in the older (2015 and 2016) generations. A 4% higher biomass for the current year's generation suggests that some supply relief will arrive in 1 to 2 years, but until then Norway's export destinations, led by Japan, Belarus, Thailand, Poland and the US, will continue having to pay exceptionally high prices for very limited quantities of fish.

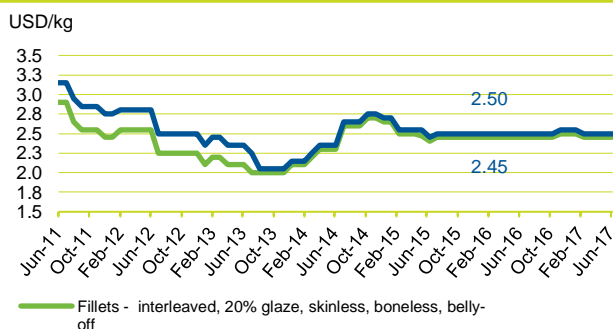
TROUT - Ex-farm prices in Italy



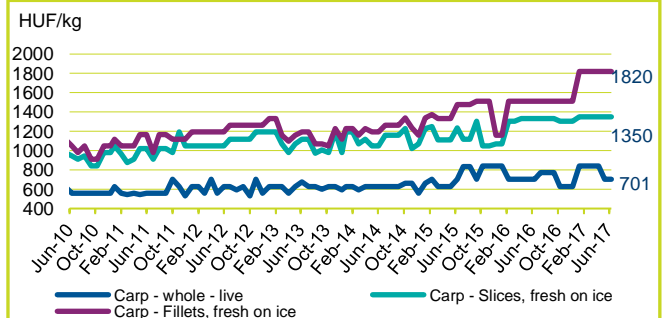
FRESHWATER FISH

The summer months are generally a low sales period for freshwater species. However, some demand for pangasius is reported from the restaurant trade where this cheap plate-sized fish is a welcome dish, especially in lower-priced establishments.

Pangasius - in Spain, origin: Viet Nam

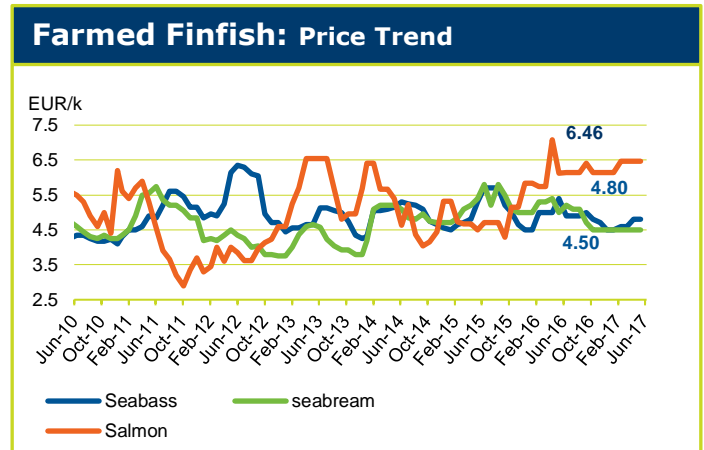


CARP - in Europe, origin: Hungary



SEABASS - SEABREAM - MEAGRE

Seasonal demand has pushed prices up slightly for farmed European bass over recent months but the upward trend has been markedly subdued this year due to relatively higher supply volumes. For farmed gilt-head bream, meanwhile, the pronounced seasonal price spike has been largely absent this year as the market feels the effects of production hikes in the two main producing countries, Greece and Turkey. Recently, concerns have been expressed by multiple industry stakeholders over high juvenile stocking levels in Turkey, which they expect to translate into continued downward pressure on prices in European markets over the next couple of years. Certain Turkish counterparts have responded that stocking levels are not necessarily directly correlated with future production volumes due to mortalities and have pointed out that Spain has also been expanding production of both bass and bream in recent years (source: IntraFish). So far in 2017, however, both Greece and Turkey have substantially increased export volumes of both species and prices have come under pressure, particularly in the case of bream. In the longer term, the inability of Spanish and Greek exporters to compete directly with low Turkish prices, evidenced by the continuing growth of Turkey's share of supply in almost all major markets, will see these producers increasingly seeking to differentiate their products in terms of quality.



Fish Species Trade Name	Product Form	Grading	Price per kg			Reference & Area	Origin
			As stated	EUR	USD		
GROUND FISH							
June 2017							
Cod/Cabillaud, Morue/ Bacalao <i>Gadus morhua</i>	Fresh gutted		1.39	1.56	+	Poland FOB	Baltic Sea
	IQF portion, single frozen	100-150 g/pc	7.60	8.52	-	Italy CIF	Iceland
	Fresh - fillet	50-100 g/pc	4.00	4.48		CPT	Denmark
		100-200	4.96	5.56	+		
		200-400	8.50	9.53			
	Fresh - Whole	1-2 kg/pc	4.95	5.55	-		
		2-4	5.41	6.06	-		
	Fillet - wet salted - 1st quality produced from fresh raw material	700-1000 g/pc	9.30	10.42		Italy DDP	Iceland
Portion single frozen, 10% glaze		100-150 g/pc	7.90	8.86		CIF	
Stockfish		700 g/pc	23.00	25.78		DDP	Norway
<i>Gadus macrocephalus</i>	Fillet - wet salted - 1st quality produced from frozen raw material	400-700 g/pc	8.50	9.53		Italy CIP	Denmark
Hake/Merlu/Merluza <i>Merluccius capensis</i>	Minced block		1.71	1.92	=	Namibia FOB for Spanish market	Namibia
	IQF portion, trapeze	90-110 g/pc	6.40	7.17	-	Italy CIF	
	IQF	100-200 g/pc	6.20	6.95		Europe DDP	South Africa
	Fresh - whole	100-200 g/pc	4.20	4.71	+	Italy CPT	Croatia
		200-300	5.00	5.60	-		
<i>Merluccius productus</i>	300-400	6.00	6.73	-			
Alaska pollack/Lieu de l'Alaska/Colín de Alaska <i>Theragra chalcogramma</i>	Fillet, PBO		2.45	2.75	=	Spain EXW	USA
	Minced block		1.60	1.80	=		
	Fillet, PBO		2.88	3.23		Netherlands EXW	
	Minced block		2.88	3.23			
Fillet, IQF	2-6 oz	2.48	2.78		Europe CFR	China	
	Fillet, baby food quality				DDP	USA	
	H&G	>25	0.92	1.03	-	Russian Fed. wholesale Vladivostok	Russian Fed.
		>30	0.81	0.91	-		
>25		1.14	1.28	-	wholesale Moscow		
Surimi (Alaska pollack)	Stick - Paprika	250 g/pc	2.59	2.90	+	France CFR	Spain
Hoki <i>Macruronus magellanicus</i>	H&G	100-300 g/pc	1.63	1.83		Spain FOB	
		300-500	1.63	1.83			
		500-900	1.63	1.83			
Saithe/Lieu noir/ Carbonero (Pollack, Coley) <i>Pollachius virens</i>	Fillet - interleaved	200-400 g/pc	no quotation			Europe CIF	Faroe Islands
	Fillet - skinless, PBI, interleaved	16-32 oz/pc	4.60	5.16		Spain DDP	Iceland
Haddock/Eglefin/Eglofino <i>Melanogrammus aeglefinus</i>	H&G	< 0.8 kg/pc	NOK 19.00	2.01	2.25	Sweden FCA	Norway
	Fresh	1-1.5 kg/pc	5.20	5.83		Spain CIF	
		> 1.5	5.50	6.17			
> 2	5.65	6.33					
Ling/Lingue franche/ Maruca <i>Molva molva</i>	Fillet - wet salted Produced from fresh raw material 1st quality	1-1.5 kg/pc	5.40	6.05		Italy DDP	Faeroe Islands

Fish Species Trade Name	Product Form	Grading	Price per kg		Reference & Area	Origin
			As stated	EUR USD		
GROUND FISH (cont.)						June 2017
Monkfish/Baudroie/ Rape <i>Lophius spp.</i>	Fresh - Tail	< 0.3 kg/pc	8.71	9.76 -	Italy CPT	UK
		0.3-0.5	9.29	10.41 -		
		0.5-1	9.62	10.78 -		
		1-2	9.92	11.12 -		
		> 2	11.57	12.97 +		
	Fresh - whole	0.5-1 kg/pc	5.45	6.11	FCA	France
Tails, skinless Frozen at land 100% net weight	100-250 g/pc	5.75	6.45	Spain DDP	Namibia	
	250-500	6.75	7.57			
	500-1000	8.00	8.97			
	> 1000	8.75	9.81			
John Dory/ Sainte Pierre Pez de San Pedro <i>Zeus faber</i>	Frozen skin-on PBO, chemical free, 100% net weight, IQF,Bulk, frozen weight +count	60-100 g/pc	8.38	9.40	Germany CFR	China
		100-150	0.89	1.00		
		150-200	9.36	10.50		
		200-300	9.81	11.00		
	Fresh - gutted	600-800 g/pc	11.00	12.33	Italy CPT	Senegal
		800-1000	10.60	11.88 +		
Sand steenbras/ Marbré/ Herrera <i>Lithognathus mormyrus</i>	Fresh	500/700 g/pc	8.85	9.92 +	FCA	Morocco
		700/1000	9.08	10.18 +		
		Mixed	8.77	9.83 -		
	Mediterranean	400-600	9.80	10.99	CPT	France
		700-1000	9.60	10.76		
		200-300 g/pc	7.00	7.85 -		
		300-500	7.00	7.85 -		
		200-300	8.50	9.53		
300-500	10.00	11.21				
FLATFISH						June 2017
Turbot/Rodaballo <i>Psetta maxima</i>	Fresh - whole cultured	0.5-1 kg/pc	7.45	8.35 -	Spain CIF	Spain
		1-2	7.95	8.91 =		
		2-3	8.90	9.98 -		
		3-4	11.80	13.23 +		
	Fresh - whole wild	< 0.5 kg/pc	9.10	10.20	Italy CPT	Netherlands
		0.4-0.6	3.90	4.37		
		0.5-0.8	15.98	17.91		
		0.5-1	9.67	10.84		
		0.8-1	10.70	11.99		
		1-2	11.24	12.60		
		2-3	14.58	16.34		
		3-4	19.99	22.41		
	4-6	23.40	26.23			
	Fresh - whole	0.4-0.6 kg/pc	6.50	7.29	Italy CPT	Spain/Portugal
0.8-1		7.50	8.41 -			
1-1.5		7.19	8.06 -			
1.5-2		8.13	9.11 -			
2-2.5		8.70	9.75 -			
3-4		12.00	13.45 -			
0.5-1		7.45	8.35			
0.7-1		7.03	7.88			
1-2		10.05	11.27			
2-3		13.95	15.64			
> 4	21.55	24.16				
Fresh - whole wild	1-2 kg/pc	10.57	11.85	CPT	Netherlands	
	2-3	12.95	14.52 -			

Fish Species Trade Name	Product Form	Grading	Price per kg		Reference & Area	Origin
			As stated	EUR USD		
FLATFISH (cont.)						June 2017
Sole/Sole/ Lenguado <i>Solea vulgaris</i>	Fresh - whole wild	< 170 g/pc	9.50	10.80	Spain CIF	Netherlands
		170-220	12.20	13.68		
		200-300	12.55	14.07		
		200-250	17.45	19.56		
		300-400	14.95	16.76		
		400-500	15.80	17.71		
	Fresh - whole wild	200-300 g/pc	17.30	19.39	Italy CPT	France
		300-400	18.30	20.51 -		
		No. 3	11.40	12.78 -		
	Fresh - whole	No. 4	9.60	10.76 -	CIF	Netherlands
		No. 5	8.76	9.82 +		
		No. 2	14.52	16.28 +		
Fresh - gutted	No. 3	12.68	14.21 +	CIF	Netherlands	
	No. 4	9.93	11.13 +			
	No. 2	15.75	17.65 +			
	No. 3	14.13	15.84 +			
Fresh - whole	No. 4	10.93	12.25 +	CIF	Netherlands	
	No. 5	10.29	11.53 +			
	No. 2	14.91	16.71			
	No. 3	14.15	15.86			
European plaice/ Plie d'Europe/ Solla europea <i>Pleuronectes platessa</i>	Fresh - whole	300-400 g/pc	3.80	4.26	Spain CIF	Netherlands
		400-600	4.05	4.54		
		> 600	5.00	5.60		
IQF, white skin-on, 25% glaze	No. 2	4.00	4.48 =	Netherlands FOB for Italian market	Netherlands	
		4.20	4.71 -			
European Flounder/ Flet d'Europe/ Platija europea <i>Platichthys flesus</i>	Fresh - fillets skin-on skinless whole	Large	3.75	4.20	Italy CPT	Netherlands
		Large	5.75	6.45		
			2.19	2.45		
			2.05	2.30		
Greenland Halibut/ <i>Reinhardtius hippoglossoides</i>	Fillet - skinfoff, boneless, blockfrozen		No quotations		Denmark FOB	Greenland
TUNAS/BILLFISHES						June 2017
Tuna/Thon/Atún <i>Thunnus spp.</i>	Skipjack - whole	main size	1.68	1.88 +	Bangkok CFR	Western/Central Pacific Ocean
			1.47	1.65 +		
	Skipjack - whole	main size	2.10	2.35 -	Ecuador ex-vessel	Eastern Tropical Pacific Ocean
			1.50	1.68 +		
	Yellowfin - whole	main size	2.28	2.55 +	Seychelles FOB	Indian Ocean
			1.50	1.68 +		
	Skipjack - whole	> 10 kg	2.55	2.86 +	Abidjan ex-vessel	Atlantic Ocean
			1.70	1.91 +		
	Yellowfin - whole	1.8-3.4 kg/pc	2.60	2.91 +	Spanish Canneries CFR	Various origins
			5.44	6.10 -		
	Skipjack - cooked & cleaned loins - vacuum packed	double cleaned	6.42	7.20 =	Italy DDP	Solomon Islands
			1.54	1.73 =		
	Yellowfin - cooked & cleaned loins - vacuum packed	double cleaned	5.44	6.10 -	Tunisia CFR	Ghana
			6.42	7.20 =		
	Skipjack	> 1.8 kg/pc	1.54	1.73 =	Europe CFR	Ecuador
			4.81	5.40		
	Skipjack - pre-cooked loins	double cleaned	5.17	5.80	Ecuador FOB	Ecuador
			5.35	6.00		
	Skipjack - whole	single cleaned	1.16	1.30	Ecuador FOB	Ecuador
			0.89	1.00		
Skipjack - whole	1.9-3.4 kg/pc 3.5-5	1.43	1.60	Ecuador FOB	Ecuador	
		4.55	5.10			
Yellowfin - pre-cooked loins	double cleaned	4.46	5.00	Ecuador FOB	Ecuador	
		3.83	4.30			
Skipjack - pre-cooked loins	single cleaned	4.46	5.00	Ecuador FOB	Ecuador	
		3.83	4.30			

Fish Species Trade Name	Product Form	Grading	Price per kg		Reference & Area	Origin		
			As stated	EUR USD				
TUNAS/BILLFISHES (cont.)						June 2017		
Swordfish/Espadon/ Pez espada <i>Xiphias gladius</i>	Frozen at sea, DWT 100% net weight	30-50 kg/pc 50-70	6.20	6.95	Spain FOT	Spain		
	Fresh - gutted Whole Mediterranean	< 12 kg/pc 13-18 19-25 26-35	11.85 10.72 10.72 10.70	13.28 12.02 - 12.02 - 11.99 -			Italy FCA	
	Whole Atlantic	19-25	10.11	11.33				
		26-35	10.11	11.33				
		36-50	10.11	11.33				
		> 50	10.11	11.33				
	SMALL PELAGICS							June 2017
	Mackerel/Maquereau/ Caballa <i>Scomber scombrus</i>	Fresh - whole	4-6 pc/kg	2.73	3.06		Italy CPT	France
Fresh - Fillets butterfly cut			5.14	5.76 -	Netherlands/Poland FOB for Eastern Europe	UK		
		Whole	200-400 g/pc 300-500	No quotations				
H&G		> 200 g/pc	na			Greenl./Faroe. I		
Whole		3-4 pc/kg	1.05	1.18		Spain FOB	Spain	
Whole	> 24 cm/pc	1.23	1.38	Morocco FOB for European market		Morocco		
Horse Mackerel/ Chincard/ Jurel <i>Trachurus spp</i>	Whole	> 24 cm/pc	1.23	1.38	Morocco FOB for European market	Morocco		
Herring/Hareng/Arenque <i>Clupeidae</i>	Fresh - fillet		2.62	2.94	Italy CPT	Denmark		
	Fresh - whole	250-300 g/pc > 350	0.79 1.52	0.89 - 1.70	Russian Fed. wholesale Moscow	Russian Fed.		
		> 25	0.75	0.84	Russian Fed. wholesale Vladivostok			
		> 300	0.84	0.94				
		> 250	0.91	1.02				
70-100 g/pc	0.30	0.34 -	Poland FOB	Baltic				
Sprat/Sprat/Espadín <i>Sprattus sprattus</i>			0.15	0.17 -				
Sardine/Sardine/ Sardina <i>Sardina pilchardus</i>	Fresh - whole		1.02	1.14 -	Italy CPT	Croatia		
			1.00	1.12 -		Italy		
	Fresh - fillet		4.24	4.75 -		France		
			3.60	4.04 -		UK		
CEPHALOPODS						June 2017		
Squid/Encornet/Calamar <i>Loligo spp.</i>	Whole	S (< 18 cm)	6.40	7.17 =	Italy CIF	South Africa		
		M (18-25)	7.10	7.96 =				
		L (25-30)	7.40	8.29 =				
		XL (>30)	7.40	8.29 =				
	Frozen	11-14 cm	2.94	3.30	Europe	USA		
whole, block frozen	< 5	6.51	7.30		India			
	6-15	5.71	6.40					
	10-40	4.06	4.55					
	> 40	3.52	3.95					
<i>Loligo gayi</i>	Whole	18-22 cm	7.25	8.13	Spain FCA	Falkland/ Malvinas Isl.		
		15-18	5.70	6.39				
		12-16	5.70	6.39				
<i>Loligo vulgaris</i>	Fresh - whole	100-300 g/pc	10.20	11.43	Italy FCA	Morocco		
		300-400	11.50	12.89				
		400-600	15.10	16.93 -				
		600-1000	13.50	15.13				
<i>Loligo duvaccelli</i>	Whole	2 small	5.20	5.83	Mauritania FOB for European market	Mauritania		
		3 small	4.50	5.04				
		4 small	4.00	4.48				
		small	5.70	6.39				
		medium	6.00	6.73				
		large	6.10	6.84				
Whole cleaned,	< 5	3.74	4.20	Germany CFR	India			
	< 10	4.99	5.60 =					
	11-20	4.72	5.30 =					
	21-40	3.48	3.90 -					

Fish Species Trade Name	Product Form	Grading	Price per kg		Reference & Area	Origin	
			As stated	EUR USD			
CEPHALOPODS (cont.)						June 2017	
Squid/Encornet/Calamar <i>Loligo chinensis</i>		< 3	4.15	4.65	Germany CFR	China	
		3-6	3.39	3.80			
		6-10	2.94	3.30			
		10-15	2.59	2.90			
		15-20	2.23	2.50			
<i>Dosidicus gigas</i>	Raw fillet	2-4 kg/pc	0.88	0.99	Europe CFR	Chile	
			1.52	1.70		Peru	
	Raw tentacle	1-2, 2-3 kg/pc	0.88	0.99		Chile	
		< 1, 1-2	1.43	1.60		Peru	
		> 2	1.47	1.65			
	Raw wings whole without cartilage		0.53	0.60		Chile	
			1.11	1.25		Peru	
	Necks open with cartilage		0.58	0.65		Chile	
	Darum membraneless		1.43	1.60		Peru	
	Boiled wings - skin-on		5.35	6.00			
	Squid rings - thawed		2.05	2.30			
	Squid stripes - thawed		4.08	4.57 +		Italy CPT	
Tentacles		2.63	2.95 +				
Octopus/Poulpe/Pulpo <i>Octopus vulgaris</i>	Whole - FAS	T1	12.40	13.90 =	Morocco FOB, for Spanish market	Morocco	
		T2	11.40	12.78 =			
		T3	10.40	11.66 =			
		T4	9.40	10.54 =			
		T5	8.40	9.42 =			
	Sushi slice 100% net weight	7 g/pc	14.44	16.20 +	Europe CFR	Indonesia	
		9 g	14.44	16.20 +			
	boiled cut 100% net weight		8.42	9.45			
	Flower type 90% net weight	1-2 kg/pc	5.79	6.50 +			
		>2	6.69	7.50 +			
	Frozen in land, pots and glaciers, 1° and 2°	T3	9.81	11.00 +	Mauritania FOB	Mauritania	
		T4	8.92	10.00 +			
		T5	7.93	8.90 =			
		T6	6.35	7.13 =			
		T7	6.07	6.81 +			
		T8	5.60	6.29 +			
FAS		T3	9.63	10.80 +			
		T4	8.74	9.80 +			
	T5	7.76	8.70 =				
	T6	6.17	6.93 =				
	T7	5.89	6.61 =				
	T8	5.42	6.09 =				
<i>Eledone moschata</i>	Fresh		4.04	4.18 +	Italy CPT	Croazia	
			4.90	3.53 +		FCA	Francia
			3.58	3.20 +			Spagna
		extra small	10.70	11.73 +	CPT	Croazia	
		medium	7.60	7.84 +			
		80-120 g/pc	5.15	5.68		Tunisia	
		50-80	5.35	5.90			
	< 50	5.50	6.07				
Cuttlefish/Seiche/ Sepia	Whole, cleaned, IQF 20% glaze	< 10 pc/kg	3.74	4.20	Germany CFR	India	
		11-20	3.74	4.20			
<i>Sepia spp.</i>	Fresh - whole	300-500 g/pc	4.20	4.71	Italy FCA	France/UK	
		500-1000	5.60	6.28 +			
	IQF, 10% glaze	100-200 g/pc	6.27	7.03	CPT FOB	Morocco	
		200-300	6.27	7.03			
		300-400	6.27	7.03			
		400-600	6.27	7.03			
		600-800	6.27	7.03			
Frozen, whole block frozen		5.13	5.75 =	Europe	India		
		5.15	5.78 -				

Fish Species Trade Name	Product Form	Grading	Price per kg		Reference & Area	Origin	
			As stated	EUR USD			
CRUSTACEANS							
						June 2017	
Whiteleg shrimp/ Crevette pattes blanches/Camarón patiblanco <i>Penaeus vannamei</i>	PD, chemical treatment 100% net weight treated with non-phosphate	31-40 pc/lb	9.81	11.00 =	Europe CFR	Indonesia	
		41-50	9.09	10.20 =			
		51-60	8.65	9.70 =			
		61-70	8.02	9.00 =			
		71-90	7.85	8.80 =			
		91-120	7.58	8.50 =			
	Head-on, shell-on	20-30 pc/kg	6.80	7.63 -		South/Central America FOB for European main ports	Central America
		30-40	6.69	7.50 -			
		40-50	5.88	6.60 -			
		50-60	5.75	6.45 -			
		60-70	5.44	6.10 -			
		70-80	5.17	5.80 =			
		80-100	4.81	5.40 -			
	Tails	100-120	4.59	5.15 +			
120-140		3.74	4.20 -				
21-25 pc/lb		10.12	11.35 -				
26-30		8.75	9.81 -				
31-35		8.06	9.04 -				
36-40		7.76	8.71 -				
41-50		7.27	8.16 -				
Head-on, Shell-on	51-60	6.68	7.50 -				
	61-70	6.09	6.83 -				
	71-90	5.60	6.28 -				
	91-110	4.52	5.07 -				
	30-40 pc/kg	7.80	8.75 -				
	40-50	6.33	7.10 -				
	50-60	5.66	6.35 -				
60-70 70-80 80-100 > 100	5.44	6.10 -					
	5.22	5.85 -					
	5.08	5.70 -					
	4.37	4.90 -					
	Green tiger prawn/ Crevette tigrée verte/ Langostino tigre verde <i>Penaeus semisulcatus</i>	Headless, shell-on, block 100% net weight, net count	41-50 pc/kg	6.78	7.60 -	Europe CFR	Belgium
			51-60	6.15	6.90 -		
			61-50	5.79	6.50 -		
71-90			5.44	6.10 -			
91-120			5.08	5.70 -			
100-200			4.64	5.20 -			
200-300			4.37	4.90 -			
Metapenaeus shrimps/ Crevettes Metapenaeus Camarones Metapenaeus <i>Metapenaeus spp</i>	Untreated, net weight, net count	300-500	4.01	4.50 -			
		100-200 pc/kg	5.97	6.70 -	India		
		200-300	5.13	5.75 -			
Argentine red shrimp/ Salicoque rouge/ d'Argentine/Camarón langostín argentino <i>Pleoticus muelleri</i>	Head-on, shell-on	10-20 pc/kg	7.60	8.52 =		Spain EXW	Argentina
		20-30	7.55	8.46 =			
		30-40	7.50	8.41 =			
		40-60	7.45	8.35 =			
Black tiger/Crevette tigrée/Camarón tigre <i>Penaeus monodon</i>	Headless 20% glaze, IQF	8-12 pc/lb	11.86	13.30 -	Europe/ Russian Fed.	Bangladesh	
		13-15	10.16	11.40 -			
		16-20	8.29	9.30 -			
		21-25	6.15	6.90 -			
		26-30	5.62	6.30 -			
Headless, shell-on, block frozen	13-15 pc/kg	10.88	12.20 -	Europe CFR	Belgium		
	16-20	10.88	8.40 -				
	21-30	7.49	7.10 -				
	26-30	6.33	7.50 -				
	31-40	6.69	7.10 -				
	HOSO, net weight, net count block frozen	10-20 pc/kg	14.26			16.00 -	
		20-30	9.81		11.00 -	India	

Fish Species Trade Name	Product Form	Grading	Price per kg			Reference & Area	Origin	
			As stated	EUR	USD			
CRUSTACEANS (cont.)							June 2017	
Deep-water rose shrimp/ Crevette rose du large/ Gamba de altura/ <i>Parapenaeus longirostris</i>	Fresh - Peeled tail	Mixed		10.50	11.74 =	Italy CPT	Italy	
Common shrimp/ Crevette grise/Quisquilla <i>Crangon crangon</i>	Fresh, shell-on			44.70	50.11	Spain CIF	Netherlands	
	Head-on, shell-on			11.70	13.11			
Norway lobster/ Langoustine/Cigala <i>Nephrops norvegicus</i>	Fresh - Whole 4X1.5 kg	3-5 pc/kg		na		DDP		
		4-7		19.50	30.27			
		6-9		21.31	26.06			
		8-12		19.35	20.59			
		11-15		14.50	22.66			
		16-20		15.80	17.71			
		20-30		12.85	14.40			
		31-40		10.50	11.77			
		41-50		8.52	9.55			
	Tails	40-60		13.35	14.96			
	Whole	00 pc/kg	0		14.45	16.20 =	Spain CIF	Scotland
			1		13.05	14.63 =		
2				11.45	12.83 =			
3				10.05	11.27 =			
4				8.55	9.58 =			
5				7.15	8.01 =			
Fresh - whole	5-9 pc/kg	11-15		14.45	16.20 -		Netherlands	
		16-20		11.45	12.83 -			
		20-30		8.64	9.68 -			
		31-40		6.17	6.92 -			
		41-50		5.81	6.51 -			
Fresh - whole, head	8-10 pc/kg	11-15		16.70	18.72	Italy CPT	Denmark/ UK	
		16-20		13.34	14.95			
		21-30		11.45	12.83	FCA		
		41-50		8.28	9.28			
				5.52	6.19			
European lobster/ Homard européen/ Bogavante <i>Homarus gammarus</i>	Live - bulk	400-600 g/pc 600-800		17.50	19.62 -	France delivered to French vivier	Ireland	
	Fresh - whole	Large small		27.50	30.83			
American lobster/ Homard américain/ Bogavante americano <i>Homarus americanus</i>	Live hard shell			15.52	17.40 -	Italy CPT	Canada	
	Live hard shell			18.78	21.05 +		USA	
	Live soft shell			18.85	21.13 +	Canada FOB for European mkt	Canada	
	Popsicle	< 450 g/pc (canner size)	CAN	25.00	19.66			17.46
		> 450 (market size)	CAN	26.00	19.66			17.46
Whole cooked netted lobster	canners market	CAN	24.00	18.14	16.12			
		CAN	25.00	18.90	16.79			
Edible crab/Tourteau/ Buey de mar <i>Cancer pagurus</i>	Live	T2 13-16 cm		2.72	3.05 -	France Auction	France	
Spinous spider crab/ Araignée européenne/ Centolla europea/ <i>Maja squinado</i>	Fresh - female			5.30	5.94	Italy CPT	UK	
	male			4.50	5.04			
	female				2.76	3.09 -		France
					2.89	3.24 -		
	Fresh-female	small			3.03	3.40 -		
	male	small			2.20	2.47 -		

Fish Species Trade Name	Product Form	Grading	Price per kg			Reference & Area	Origin			
			As stated	EUR	USD					
BIVALVES							June 2017			
Oyster/Huître/Ostra <i>Crassostrea gigas</i>	Live	No. 3		4.40	4.93 =	France prod. Price/ average export price	Ireland/France			
		60-100 g/pc		16.88	18.92	Spain CIF	Netherlands			
		95-110 g/pc		16.25	18.22		Italy			
		>130		14.62	16.39		Netherlands			
Ostrea edulis	Live									
Mussel/Moule/Mejillón <i>Mytilus edulis</i> <i>Mytilus galloprovincialis</i>	Live - Bottom mussel			2.10	2.35 =	France wholesale	France			
				1.80	2.02 =		Netherlands			
	Live - Rope	60-80 pc/kg			2.00	2.24 =	Spanish market EXW	Spain		
			Fresh	20-25 pc/kg	no quotation			Italy CFA	Italy	
				25-30		1.25				1.40
				30-40		1.25				1.40
	Fresh - whole	shell on			1.25	1.40 =	Italy FCA	Spain		
					1.25	1.40 =				
					1.25	1.40 =				
					1.35	1.51 =				
					2.15	2.41 =				
	Mytilus chilensis	IQF - shell-off, 7% glaze	200-300 pc/kg		3.50	3.92 -	CIF	Chile		
		Cooked mussel meat IQF	100-200 pc/kg		2.99	3.35	France CIF			
				200-300		2.67			3.00	
300-500					2.41	2.70				
Cooked mussel whole shell, IQF		80-100 pc/kg		1.96	2.20	Europe CFR				
IQF mussel meat whole, vacuum packed with Sauce Vacuum Packed without Sauces IQF Half Shell Mussels			2.68	3.01						
			2.80	3.14						
			2.07	2.32						
			3.56	3.99						
Razor shell/Couteau/ Navajas - <i>Solenidae</i>	Fresh	S		7.80	8.74	Spain CIF	Ireland			
		M		8.90	9.98					
		L		10.25	11.49					
	Live	10-12 cm/pc		3.80	4.26		Netherlands			
SALMON							June 2017			
Atlantic salmon/ Saumon de l'Atlantique/ Salmón del Atlántico <i>Salmo salar</i>	Fresh - gutted, head-on Superior quality	2-3 kg/pc		5.50	6.17	France CIF	Scotland			
		3-4		7.40	8.29					
		4-5		7.30	8.18					
		5-6		7.30	8.18					
		> 6		7.40	8.29					
	Fresh - gutted, head-on Superior quality	2-3 kg/pc			4.80	5.38	Norway			
			3-4		6.30	7.06				
			4-5		6.54	7.33				
			5-6		6.54	7.33				
			> 6		6.50	7.29				
	Fresh - gutted, head-on	1-2 kg/pc		NOK	49.54	5.24	Norway FOB			
			2-3		59.27	6.27			7.03 -	
			3-4		66.45	7.03			7.88 -	
			4-5		67.85	7.18			8.04 +	
			5-6		68.29	7.22			8.10 +	
6-7				69.10	7.31	8.19 +				
7-8				69.64	7.37	8.26 +				
8-9				69.18	7.32	8.20 +				
> 9				69.13	7.31	8.20 +				

Fish Species Trade Name	Product Form	Grading	Price per kg			Reference & Area	Origin	
			As stated	EUR	USD			
SALMON (cont.)							June 2017	
Atlantic salmon/ Saumon de l'Atlantique/ Salmón del Atlántico <i>Salmo salar</i>	Fresh	3-4 kg/pc		6.90	7.73	Spain CFR	Norway	
	gutted, head-on	4-5 kg/pc		7.85	8.80	Tunisia CFR		
		5-6		7.85	8.80			
	Fresh - salmon cubes 8x8x8			9.73	10.91	Europe CFR		
	IQF - salmon slices			9.73	10.91			
	Fresh - Whole - Superior	2-3 kg/pc		3.52	3.95	Italy FCA		
		3-4		4.44	4.98			
		4-5		4.62	5.18			
		5-6		4.69	5.26			
		6-7		4.77	5.35			
		7-8		5.05	5.66			
		8-9		na				
		9-10		na				
		3-4		5.32	5.96			CIF
		4-5		5.45	6.11			
		5-6		5.35	6.00			
	IQF portion	100-150 g/pc		9.80	10.99 =		Denmark	
Head-on, gutted, grade 1	6-7 kg/pc		5.08	5.69	Denmark DDP	Chile		
Fillet, interleaved	1-2 lb/pc		4.87	5.46				
	2-4		4.17	4.67				
Fillet, VAC	1-2 lb/pc		6.10	6.84				
	3-4		6.15	6.89				
Fillet, IQF	2-3 lb/pc		6.15	6.89				
	4-5		6.88	7.71				
Bits and pieces			6.78	7.60	Europe CIF			
scapped meat			4.90	5.50				
TROUT							June 2017	
Trout/Truite/Trucha <i>Salmo trutta</i>	Whole, gutted, fresh on ice	0.25-0.4 kg/pc	HUF 1405	4.58	5.14 -	Hungary ex-farm	Hungary	
	Fillet - farmed	200-400 g/pc		8.60	9.64 =	Italy ex-farm	Italy	
	Live - farmed	500-700 g/pc		3.60	4.04 +			
Rainbow trout/ Truite arc-en-ciel/ Trucha arco iris <i>Oncorhynchus mykiss</i>	Live - farmed	250-400 g/pc		3.30	3.70 =			
	Gutted	250-400 g/pc		4.30	4.82 =			
FRESHWATER FISH							June 2017	
Carp/Carpe/Carpa <i>Cyprinus spp.</i>	Live	1.2-5 kg/pc	HUF 701	2.28	2.56 -	Hungary ex farm	Hungary	
	Fresh, whole, gutted, head-off	0.7-4.5 kg/pc	HUF 1121	3.65	4.10			
	Fresh on ice - slices		HUF 1350	4.40	4.93			
	Fresh on ice - fillets		HUF 1820	5.93	6.65			
Crucian Carp/Carassin Carpín <i>Carassius carassius</i>	Live	0.45-0.9 kg/pc	HUF 392	1.28	1.43			
Grass Carp/ Carpe chinoise/Carpa China <i>Ctenopharyngodon idellus</i>	Live	0.8-3 kg/pc	HUF 701	2.28	2.56			
	Fresh, whole, gutted, head-off		HUF 1093	3.56	3.99			
Bighead carp/Carpe à grosse tête/Carpa capezona <i>Aristichthys nobilis</i>	Fresh gutted, head-off	0.7-5.0 kg/pc	HUF 694	2.26	2.54			
	Fresh on ice - slices		HUF 1246	4.06	4.55			
	Fresh on ice - fillets		HUF 1362	4.44	4.98			
	Live	1-5.5 kg/pc	HUF 420	1.37	1.54			

Fish Species Trade Name	Product Form	Grading	Price per kg			Reference & Area	Origin	
			As stated	EUR	USD			
FRESHWATER FISH (cont.)							June 2017	
Nile perch/Perche du Nil/Perca del Nilo <i>Lates niloticus</i>	Fillet - skinless	300-500 g/pc		4.90	5.50	EU CFR	Uganda	
	Interleaved, 100% net weight	500-1000		5.75	6.45			
	Fresh whole yellow red green	200-400 g/pc			4.11	4.61	Italy FCA	Tanzania
		200-400 g/pc			3.99	4.47 -		
		200-400 g/pc			3.89	4.36 -		
	200-400 g/pc			3.89	4.36 -			
Fresh fillet	200-400 g/pc			5.36	6.01 -	Spain CFR	China	
Fillet - skinless, PBI, IWP	400-700			3.88	4.35 +			
Nile Tilapia/Tilapia du Nil/Tilapia del Nilo <i>Oreochromis niloticus</i>	Fillet - skinless, IQF, PBO non-treated, 10% glaze	5-7 oz/pc		3.85	4.00			
North African catfish/Poisson chat nord-africaine/pez gato <i>Clarias gariepinus</i>	Fresh - fillets skinless		HUF 1886	6.14	6.89	Hungary ex farm	Hungary	
	Fresh - fillets skin-on		HUF 1675	5.46	6.12			
	Fresh, whole, gutted, head-off		HUF 1191	3.88	4.35			
European catfish/Silure glane/Siluro <i>Silurus glanis</i>	Live	0.8- 4 kg/pc	HUF 1682	5.48	6.15			
	Fresh on ice - slices		HUF 2408	7.84	8.80			
	Fresh on ice - fillets		HUF 1606	5.23	5.87			
<i>Pangasius spp.</i>	Fillet refreshed			3.25	3.64 +	Italy CIF CPT	Vietnam	
	Fillet, IQF, white - 20% glaze	120-170 g/pc		1.91	2.14			
	Fillet, IQF, white - 20% glaze	170-220			1.91	2.14		
	Fillet, IQF, white - 5% glaze				3.09	3.46		
	Fillet, IQF, white - 20% glaze	120-170-220			1.88	2.11 +		Spain CFR
	Fillet, 100% net weight, IQF	g/pc			2.23	2.50		
	Fillet, 100% net weight, interlvd				2.18	2.45		
NON-TRADITIONAL SPECIES							June 2017	
Sturgeon/Esturgeon/Esturione <i>Acipenseridae</i> <i>A.baeri</i>	Frozen - Whole	1.5-2 kg/pc		5.00	5.60 =	France CIF	France	
	Gutted	5-7 kg/pc		6.50	7.29 =			
	Fillets	200-300 g/pc			11.50			12.89 =
		800-1000			11.50			12.89 =
	Caviar (Aquitaine) metal boxes			0.95	1.06 =			
Ribbonfish <i>Trichiurus lepturus</i>		300-1500 g/pc		2.50	2.80	Europe CFR	Senegal	
Seabass/Bar, Loup/Lubina <i>Dicentrarchus labrax</i>	Fresh - whole farmed	200-300 g/pc		4.00	4.48 +	Greece FOB	Greece	
		300-450		4.70	5.27 +			
		450-600		5.00	5.60 =			
		600-800		6.00	6.73 +			
		800-1000		7.50	8.41 =			
		> 1000		9.50	10.65 +			
		200-300 g/pc			4.20	4.71 +		Italy CIF
		300-450			4.90	5.49 +		
		450-600			5.20	5.83 =		
		600-800			6.20	6.95 +		
800-1000			7.70	8.63 =				
> 1000			9.70	10.87 +				

Fish Species Trade Name	Product Form	Grading	Price per kg		Reference & Area	Origin
			As stated	EUR USD		
SEABASS/SEABREAM/MEAGRE (cont.)						June 2017
Seabass/Bar, Loup/Lubina <i>Dicentrarchus labrax</i>	Fresh - whole farmed	200-300 g/pc	4.25	4.76 +	France CIF	Greece
		300-450	4.95	5.55 +		
		450-600	5.25	5.88 =		
		600-800	6.25	7.01 +		
		800-1000	7.75	8.69 =		
		> 1000	9.75	10.93 +		
		200-300 g/pc	4.24	4.75 +	Spain CIF	
		300-450	4.94	5.54 +		
		450-600	5.24	5.87 =		
		600-800	6.24	6.99 +		
		800-1000	7.74	8.68 =		
		> 1000	9.74	10.92 +		
		200-300 g/pc	4.27	4.79 +	Germany CIF	
		300-450	4.97	5.57 +		
		450-600	5.27	5.91 =		
		600-800	6.27	7.03 +		
		800-1000	7.77	8.71 =		
		> 1000	9.77	10.95 +		
		200-300 g/pc	4.25	4.76 +	Portugal CIF	
	300-450	4.95	5.55 +			
450-600	5.25	5.88 =				
600-800	6.25	7.01 +				
800-1000	7.75	8.69 =				
> 1000	9.75	10.93 +				
200-300 g/pc	4.43	4.97 +	UK CIF			
300-450	5.13	5.75 +				
450-600	5.43	6.09 =				
600-800	6.43	7.21 +				
800-1000	7.93	8.89 =				
> 1000	9.93	11.13 +				
200-300 g/pc	4.51	5.06 +	Italy CIF			
300-450	5.25	5.88 +				
450-600	5.52	6.19 +				
600-800	6.38	7.15 +				
800-1000	7.99	8.96 -				
1000-1500	9.44	10.58 +				
> 1500	10.47	11.74 -				
> 2000	15.40	17.26 -				
200-300 g/pc	4.50	5.04 +	Spain CIF	Canary Island (Spain)		
300-400	4.50	5.04 -				
400-600	5.50	6.17 +				
600-800	6.50	7.29 +				
800-1000	8.30	9.30 +				
1000-2000 g/pc	10.80	12.11		France		
2000-3000	11.80	13.23				
3000-4000	14.30	16.03				
Fresh - whole - wild Atlantic	1000-2000 g/pc	na	Italy FCA	Morocco		
	> 2000	na				
	> 3000	na				

Fish Species Trade Name	Product Form	Grading	Price per kg		Reference & Area	Origin
			As stated	EUR USD		
SEABASS/SEABREAM/MEAGRE (cont.)						June 2017
Seabass/Bar, Loup/Lubina <i>Dicentrarchus labrax</i>	Fresh - whole - wild Mediterranean	400-600 g/pc	na		Italy CPT	Egypt
		600-800	12.50	14.01 -		
		800-1000	12.50	14.01 -		
		1000-2000	12.50	14.01 -		
		> 2000	12.69	14.22 +		
		> 3000	19.00	21.30 +		
	Farmed - Orbetello	Large	10.70	11.99 =	FCA	Italy
		Medium	9.70	10.87 =		
		Small	7.60	8.52		
Gilthead seabream/ Dorade royale/Dorada <i>Sparus aurata</i>	Fresh - whole farmed	200-300 g/pc	4.10	4.60 +	Greece FOB	Greece
		300-450	4.50	5.04 +		
		450-600	4.50	5.04 +		
		600-800	5.60	6.28 +		
		800-1000	7.00	7.85 +		
		> 1000	9.00	10.09 =		
		200-300 g/pc	4.30	4.82 +	Italy CIF	
		300-450	4.70	5.27 +		
		450-600	4.70	5.27 +		
		600-800	5.80	6.50 +		
		800-1000	7.20	8.07 +		
		> 1000	9.20	10.31 =		
		200-300 g/pc	4.35	4.88 +	France CIF	
		300-450	4.75	5.32 +		
		450-600	4.75	5.32 +		
		600-800	5.85	6.56 +		
		800-1000	7.25	8.13 +		
		> 1000	9.25	10.37 =		
		200-300 g/pc	4.34	4.86 +	Spain CIF	
		300-450	4.74	5.31 +		
		450-600	4.74	5.31 +		
		600-800	5.84	6.55 +		
		800-1000	7.24	8.12 +		
		> 1000	9.24	10.36 =		
200-300 g/pc	4.37	4.90 +	Germany CIF			
300-450	4.77	5.35 +				
450-600	4.77	5.35 +				
600-800	5.87	6.58 +				
800-1000	7.27	8.15 +				
> 1000	9.27	10.39 =				
200-300 g/pc	4.35	4.88 +	Portugal CIF			
300-450	4.75	5.32 +				
450-600	4.75	5.32 +				
600-800	5.85	6.56 +				
800-1000	7.25	8.13 +				
> 1000	9.25	10.37 =				

Fish Species Trade Name	Product Form	Grading	Price per kg		Reference & Area	Origin	
			As stated	EUR USD			
SEABASS/SEABREAM/MEAGRE (cont.)						June 2017	
Gilthead seabream/ Dorade royale/Dorada <i>Sparus aurata</i>	Fresh - whole farmed	200-300 g/pc	4.53	5.08 +	UK CIF	Greece	
		300-450	4.93	5.53 +			
		450-600	4.93	5.53 +			
		600-800	6.03	6.76 +			
		800-1000	7.43	8.33 +			
		> 1000	9.43	10.57 =			
	farmed	600-800 g/pc	14.86	16.66 +	Italy FCA	Morocco	
		800-1000	12.84	14.39 +			
		1000-2000	16.29	18.26 +			
		> 2000	14.83	16.62 -			
	wild	200-300 g/pc	3.95	4.43	CIF	Greece	
		300-400	4.84	5.43 =			
		300-600	4.15	4.65			
farmed Orbetello	400-600 g/pc	11.00	12.33	CPT	Egypt		
	600-800	11.14	12.49 =				
	800-1000	10.00	11.21 -				
	1000-2000	12.00	13.45 =				
farmed Orbetello	Large	10.70	11.99 =	FCA	Italy		
	Medium	9.70	10.87 =				
	Small	7.60	8.52 +				
Meagre/Maigre commun/Corvina <i>Argyrosomus regius</i>	Fresh - Whole farmed	500-1000 g/pc	5.00	5.60	CIF	Greece	
		1000-2000	4.95	5.55 +			
		> 2000	5.57	6.24 +			
		> 3000	6.91	7.75 -			
	wild	> 2000 g/pc	6.15	6.89 -		CPT	Egypt
		600-800 g/pc	12.00	13.45			
		800-1000	8.90	9.98 +			
		1000-2000	8.90	9.98 +			
		2000-4000	8.90	9.98 +			

The European Fish Price Report is a monthly GLOBEFISH publication.
This issue was prepared by Helga Josupeit, Weiwei Wang and Felix Dent.

PRICE REFERENCE (INCOTERMS 2010)

CFR	Cost and Freight
CIF	Cost, Insurance and Freight
CIP	Carriage and Insurance Paid To
CPT	Carriage Paid To
DAT	Delivered at Terminal
DAP	Delivered at Place
DDP	Delivered Duty Paid
EXW	Ex Works
FCA	Free Carrier
FAS	Free Alongside Ship
FOB	Free on Board

(DAF, DES, DEQ and DDU have been cancelled)

PRODUCT FORM

C&P	Cooked and Peeled
FAS	Frozen at Sea
H&G	Headed and Gutted
HOG	Head on Gutted (salmon)
IQF	Individually Quick Frozen
IWP	Individually Wrapped Pack
PBI	Pinbone In
PBO	Pinbone Off
PD	Peeled and Deveined
PTO	Peeled Tail On
PUD	Peeled, Undeveined

SYMBOLS

- + Price increased in original currency since last report
- Price decreased in original currency since last report
- = Updated but unchanged price
- * New insertion
- Not updated since last issue

CURRENCY RATES

		US\$	EUR
Canada	CAD	1.36	1.51
Hungary	HUF	277.27	309.42
Norway	NOK	8.40	9.37
USA	USD		1.11
EU	EUR	0.90	
Denmark	DKK	6.68	7.44

Exchange Rates: 13.06.2017

**GLOBEFISH Market Reports are available from the GLOBEFISH web site:
www.fao.org/in-action/globefish**



**Food and Agriculture
Organization of the
United Nations**

Food and Agriculture Organization of the United Nations
Fisheries and Aquaculture Policy and Economics Division
Products, Trade and Marketing Branch
Viale delle Terme di Caracalla
00153 Rome, Italy
Tel +39 06 5705 2884
Fax +39 06 5705 3020
www.fao.org/in-action/globefish