



# EUROPEAN PRICE REPORT



Issue 9/2017 September 2017

## LATEST TRENDS

Holiday season is over in Europe, following a summer that was the first 'normal' summer, with plenty of people going on holidays, since the 2008 economic crisis. Demand for seafood was strong and prices were up for all the major species. Demand in September has cooled somewhat, however, and will stay this way until the year-end rush starts in late October or early November. Prices for most species have started to soften as result, although tuna prices are a notable exception as they are setting new records in September. At the same time, the strength of the euro has been helping European traders secure good supply volumes from external suppliers.

During the first week of September, 34 country delegations met in Busan, Republic of Korea, for the FAO COFI Sub-Committee on Fish Trade. The themes discussed included Marine Protected Areas and their impact on fish trade, climate change, small-scale fisheries and post-harvest loss reduction. The delegates reiterated the importance of the work of FAO in capacity building in developing countries and the importance of the Agreement on Port State Measures to Prevent, Deter and Eliminate Illegal, Unreported and Unregulated Fishing.

## GROUND FISH

In view of the strong demand in evidence during the summer months, the major proportion of cod catches have been directed to the fresh and frozen market, leaving very little supply for the preparation of wet-salted cod. This situation applies to both Pacific and Atlantic cod. The Pacific species (*Gadus macrocephalus*) is experiencing strong and growing demand from the United States of America, Japan and China.

### Index for prices

<b>Groundfish</b>	<b>9</b>
<b>Flatfish</b>	<b>10</b>
<b>Tuna</b>	<b>11</b>
<b>Small Pelagics</b>	<b>12</b>
<b>Cephalopods</b>	<b>12</b>
<b>Crustaceans</b>	<b>14</b>
<b>Bivalves</b>	<b>16</b>
<b>Salmon</b>	<b>17</b>
<b>Trout</b>	<b>18</b>
<b>Freshwater fish</b>	<b>18</b>
<b>Non Traditional Species</b>	<b>19</b>
<b>Seabass-Seabream-Meagre</b>	<b>19</b>

The **European Fish Price Report**, based on information supplied by industry correspondents, aims to provide guidance on broad price trends. Price information is indicative and should be used only for forecasting medium- and long-term trends. FAO is not responsible for any errors or omissions.

Atlantic cod, on the other hand, is being sold mainly on the Northern European market in the form of frozen fillets. Overall, wet-salted cod fillets are seeing far higher prices, likely to rise further over the coming months.

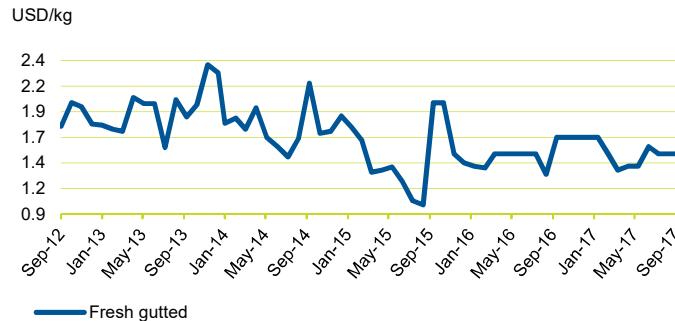
Polish cod catches were low in September, while demand was good, pushing cod prices up on the Polish market substantially.

While UK retailers have seen the total amount of seafood bought in stores decrease by 1.3 percent over the past year, there has been a 5 percent upturn in the volume and value of haddock sold through grocery channels.

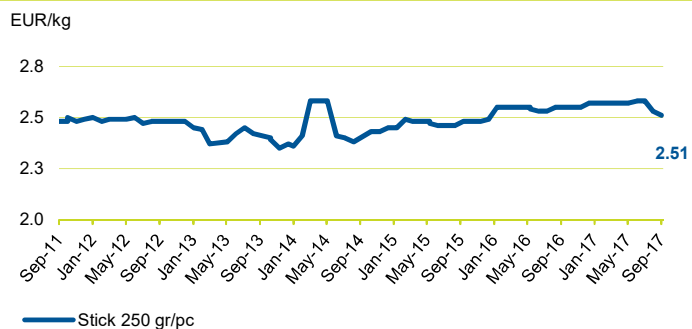
In the surimi market, prices have been declining for months now, in line with declining global prices for Alaska pollock. Surimi prices are now 3 percent lower than at the start of the year.

Spanish turbot production was strong during the summer months, leading to a decline in prices for larger turbot, although prices in the smallest category remained stable. As a result, 500g turbot has been selling almost at the same price point as 3kg specimens. Looking forward, prices can be expected to decline in the winter as demand for turbot is concentrated traditionally in the summer months, the main period for restaurant fish consumption.

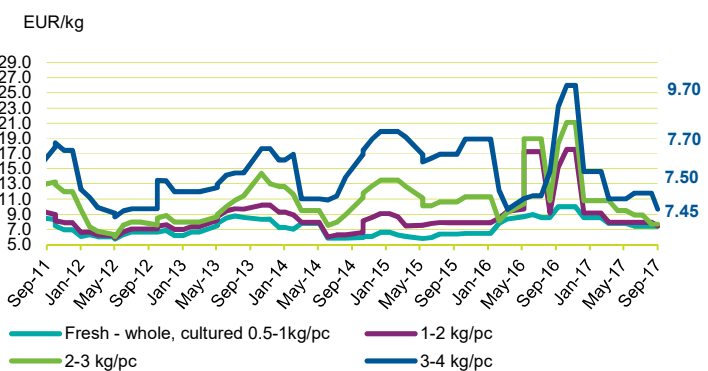
## COD - in Poland (FOB, origin: Baltic Sea)



## SURIMI - in France, origin: Spain



## TURBOT - in Spain, origin: Spain



## TUNA - BILLFISHES

Fishing in the Western and Central Pacific remains poor during the FAD closure period. For the US, Japanese and Korean fleets, this will be their final month of FAD closure observance as they have opted to limit their annual FAD sets. Raw material inventories at Thai canneries are reported to be low and skipjack prices have risen sharply. These prices are still somewhat

below the high reached at the end of 2012, but if the trend continues, as looks likely, the old record of USD 2 500 per tonne will very soon be broken.

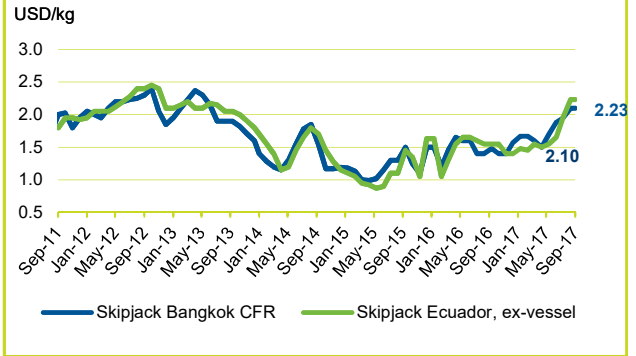
Fishing in the Eastern Pacific is slow as the IATTC 'veda' remains in place until 8 October. Only 30 percent of the Ecuadorian fleet participates in this first veda. In general, the fishing fleet is reporting low catches while local canneries continue to report low raw material inventories. Price levels in the Manta market remain higher than in Bangkok. Some canneries are expecting prices to start falling at the end of September, although this is unlikely given the low catches and strong global demand for skipjack.

Fishing in the Indian Ocean is improving and this has resulted in an increase in carrier transshipment activities. Raw material inventories at local canneries remain healthy. Due to good demand in both Bangkok and Manta, skipjack and yellowfin prices continue to rise.

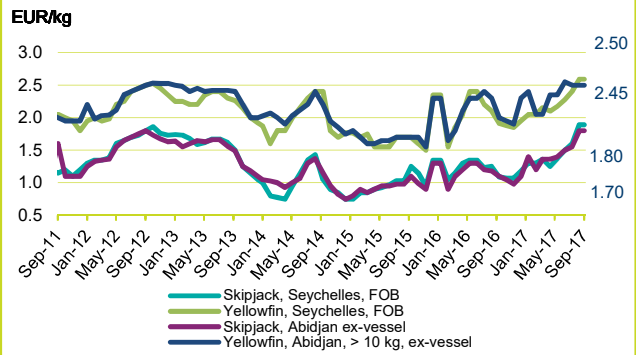
Catch rates in the Atlantic Ocean are moderate and canneries are reporting a better raw material situation compared with last month. Skipjack prices continue to increase while yellowfin prices remain stable.

European prices for both skipjack and yellowfin remain stable as many canneries were closed in August for the summer holiday and activities are picking up only very slowly.

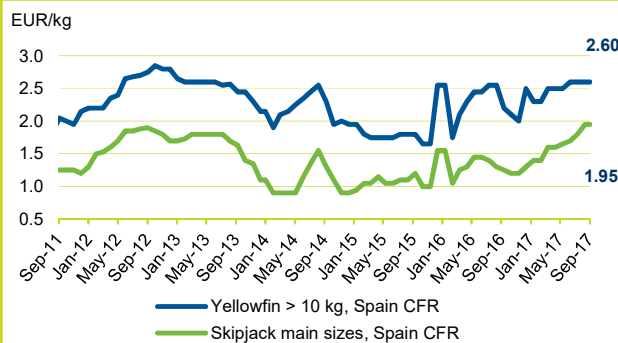
## TUNA - Pacific Ocean



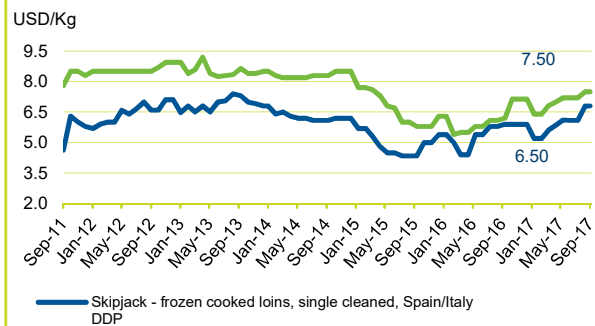
## TUNA - Indian/Atlantic Oceans



## TUNA - Spanish canneries



## TUNA - Loins



## SMALL PELAGICS

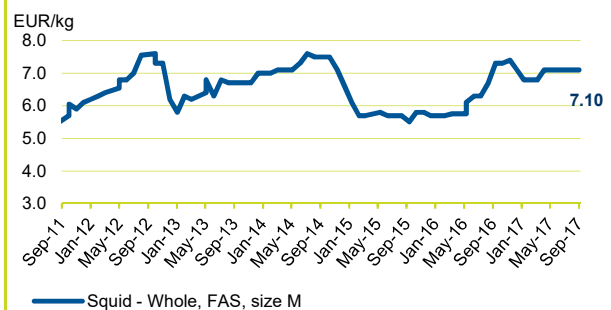
Polish herring catches were very good in the closing weeks of the summer, while demand was seasonally low. Prices declined as a result. The strong presence of herring in the market also dragged down sprat prices, despite low catches of the latter species.

## CEPHALOPODS

The European squid market is slightly better supplied than last year, despite low catches in the South West Atlantic. South African squid catches also remain poor at present but, after a bumper season up to March 2017, there is still some small fish on offer. Prices in euro terms declined in September, mainly as a result of the relatively stronger currency.

Cuttlefish supply on the European market is very low at the moment, and prices are sky high. For some sizes, the increase compared with last year is as high as 25 percent.

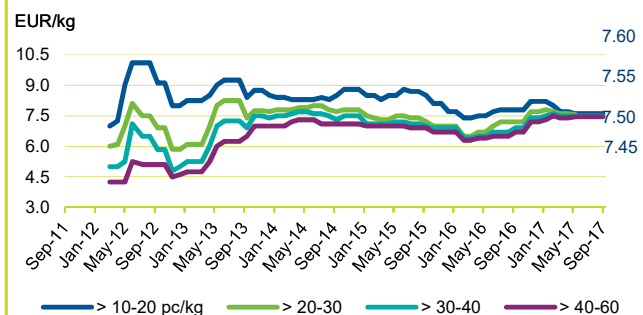
### SQUID - in Italy, origin: South Africa



## CRUSTACEANS

Argentina has experienced another bumper year of shrimp production in 2017. At the same time, due to lower aquaculture output in many countries, the market price paid for Argentine product is relatively high, translating into good profits for the Argentine fishers. Argentine shrimp is being sold through supermarket promotional campaigns, especially the large-sized shrimp which made up the major proportion of the catch. As the graph below shows very clearly, at present all sizes of Argentine shrimp are being sold at almost the same price (USD 7.45 - 7.60 per kg), contrasting with previous years in which the differential was about USD 3.00 per kg between the small size (40-60) and the large size (10-20).

### ARGENTINA RED SHRIMP - origin:

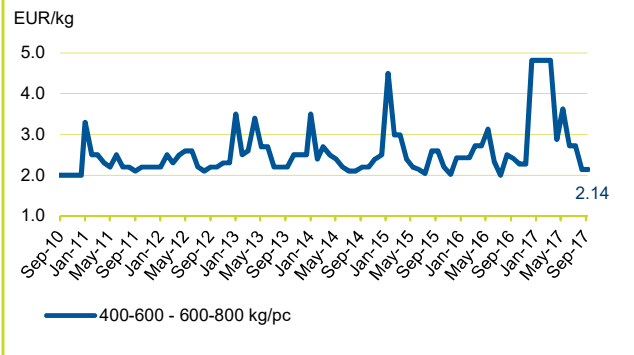


Crab and European lobster landings are decreasing as we enter the colder autumn period with more erratic weather conditions. Price tension is to be expected in consequence. Crab prices are seasonally low at present, however, as ample supply is available on the market.

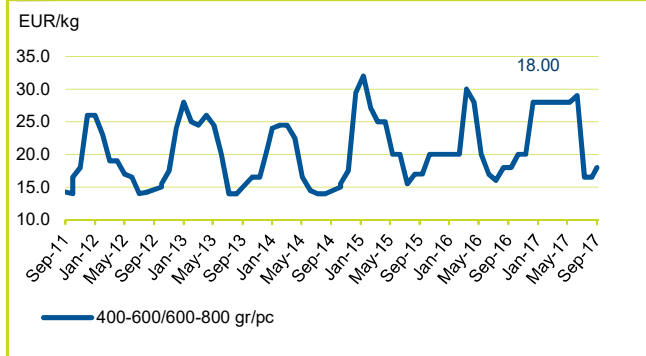
Supply of raw material from the summer season in PEI and New Brunswick as well as from Maine, United States of America seems to be quite stable. Prices of finished products for import into Europe are in general lower than during the spring season due to lower raw material prices, low demand on the US market for cooked meat, low demand for whole lobster and a weaker US dollar than during the spring season.

On 21 September, the CETA agreement between Canada and Europe will come into force, resulting in lower import duties for all lobster products imported from Canada into the EU. Over a period of 4 to 5 years, the import duties of frozen lobster will be reduced gradually until they reach 0%. This is likely to boost sales in Europe.

## CRAB - in France, origin: Europe



## EUROPEAN LOBSTER - in Europe, origin:



## BIVALVES

French Bouchot, French rope and Dutch bottom mussels are now plentiful on the French market. Red Label French Pole mussels are also present this year, demonstrating the importance of quality differentiation in creating value in the French market.

The oyster season is expected to pick up again as we start seeing colder weather conditions. According to the mortality monitoring bulletin from the French scientific institution IFREMER dated 28/08/2017, the average cumulative mortality rate is 63.7% at the national level for seed oysters with high regional variation. Juvenile and adult oysters are reported as having much lower mortality rates (5.6% and 5.2% respectively) although these are higher than previous months. Overall, according to the IFREMER monitoring programme, as of the end of August seed mortalities are a little above 2016 levels whereas juvenile and adult mortality rates are below last year's levels.

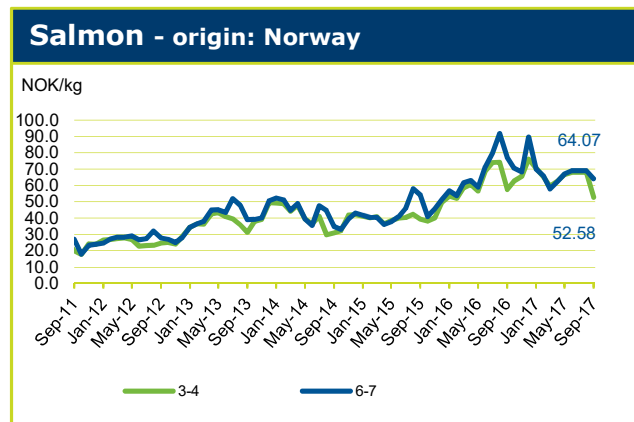


## SALMON

According to the latest report published by the Norwegian Seafood Council (NSC), Norway's total exports of farmed Atlantic salmon so far in 2017, in volume terms, exceeded those of the same period last year as of the end of August. The figures August were 90 700 tonnes worth NOK 5.5 billion, bringing the year-to-date total to 614 400 tonnes valued at NOK 42 billion. These year-to-date totals represent a 1 percent increase in volume terms and an 11 percent increase in value terms compared with the same period last year, although it should be recognized that the first and second halves of 2017 are quite distinct in terms of supply and price dynamics. Reduced availability of fish in the first 6 months of 2017 kept prices well above last year's levels, but a spike in harvest volumes in the second half of the year has now pushed prices down to a 20-month low as of week 37. The latest reports from the industry put the average export price for farmed Atlantics at NOK 47.22 - 48.74 per kg (source: Undercurrent News), below the Fish Pool Index price of NOK 52.62 per kg for the same week last year, with prices for larger sized fish seeing a relatively sharper drop. Prices for farmed Atlantics out of the United Kingdom were also falling relative to their early year levels going into the second half of the year, although they remained marginally above their 2016 equivalents in British pound terms as of July.

The general downward trend is being seen as a welcome price correction by some market participants, particularly intermediary buyers such as smokers and processors who have had to deal with high raw material costs for some time now. Although this decline was expected to some degree, the recent downward revision of end-of-year forward prices for 2017 suggest that the market slightly underestimated the price impact of the additional volumes. However, the relative abundance of fish at present should still be seen as no more than temporary relief from prior price levels, as underlying market demand remains strong and competition between buyers across the world remains fierce.

The current price level is likely to be close to the minimum for the year as seasonal demand begins to kick in and the current surplus is absorbed as we move towards the last quarter. In the United States of America, Hurricane Irma has been obstructing deliveries from Chile through Miami, but this is unlikely to have significant impact on European market prices.

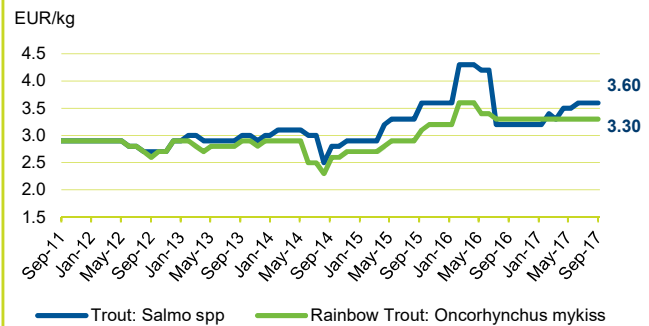


## TROUT

Norwegian exports of farmed trout remained significantly reduced year-on-year in August, with NSC figures putting the monthly totals for volume and value at 3 700 tonnes and NOK 235 million, representing declines of 38 percent and 25 percent respectively compared with the same month in 2016. This actually represents somewhat of an improvement compared with earlier in the year, but nevertheless it is clear that the continuing scarcity of fish means that prices will not be returning to normal any time in the near future.

Italian trout supply is stable at the moment, as are prices.

### TROUT - Ex-farm prices in Italy

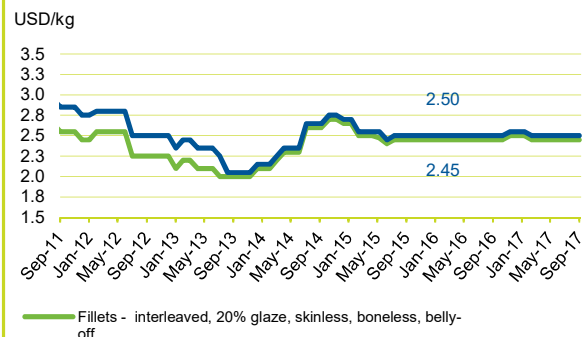


## FRESHWATER FISH

The Nile perch trade is very slow, as catches in Lake Victoria continue to be disappointing. As a result, Nile perch has lifted itself into a high-end price bracket, selling at EUR 16.99 per kg at retail in Italy. All other freshwater species are selling at stable prices, closer to the lower end of the scale.

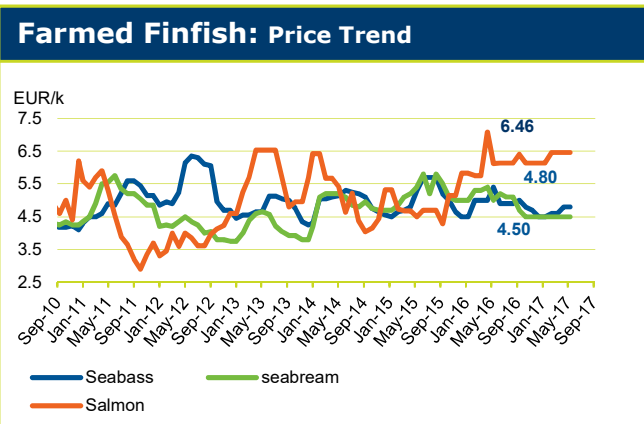
Peru is starting to promote paiche (Arapaima gigas) in the European market. This species is one of the biggest freshwater species. It is listed under CITES Appendix II, and will be sold with proper certification indicating that it comes from sustainable fisheries.

### Pangasius - in Spain, origin: Viet Nam



## SEABASS - SEABREAM - MEAGRE

Prices declined by 2 percent for small sizes, and were stable for all other sizes. With the EU's economic recovery continuing, tourism growth is on a healthy trajectory and demand in major Mediterranean markets for bass and bream, popular restaurant species, has certainly received a boost from increased numbers of visitors. However, this effect is being offset by more plentiful supply as the largest producers, Greece and Turkey, continue to export significantly higher volumes of fish than has been seen in recent years. The net result is a continuing downward price pressure which has kept wholesale prices for the majority of sizes well below previous years even as demand reached its traditional peak at the end of the second quarter. Most observers agree that this is an oversupply situation, but there are options available to industry participants to mitigate the resulting negative effects. Lower prices create an opportunity to establish a firmer foothold in non-traditional markets while a more diversified product range also serves to generate more consumer demand in the wider context of improved economic conditions.





Fish Species Trade Name	Product Form	Grading	Price per kg			Reference & Area	Origin
			As stated	EUR	USD		
<b>GROUND FISH</b>							
<b>September 2017</b>							
<b>Cod/Cabillaud, Morue/ Bacalao</b> <i>Gadus morhua</i>	Fresh gutted		1.62	1.93	+	Poland FOB	Baltic Sea
	IQF portion, single frozen	100-150 g/pc	7.30	8.74	-	Italy CIF	Iceland
	Fresh - fillet	50-100 g/pc	4.00	4.79		CPT	Denmark
		100-200	7.60	9.10	-		
		200-400	8.68	10.39	-		
	Fresh - Whole	1-2 kg/pc	5.65	6.76	=		
		2-4	6.00	7.18	-		
	<i>Gadus macrocephalus</i>	Fillet - <b>wet salted</b> - 1st quality produced from fresh raw material	700-1000 g/pc	9.20	11.01	-	Italy DDP
Portion single frozen, 10% glaze		100-150 g/pc	7.30	8.74		CIF	
<b>Stockfish</b>		700 g/pc	23.00	27.53	=	DDP	Norway
Fillet - <b>wet salted</b> - 1st quality produced from frozen raw material		400-700 g/pc	8.50	10.17		Italy CIP	Denmark
<b>Hake/Merlu/Merluza</b> <i>Merluccius capensis</i>	Minced block		1.71	2.05	=	Namibia FOB for Spanish market	Namibia
	IQF portion, trapeze	90-110 g/pc	6.00	7.18	=	Italy CIF	
	IQF	100-200 g/pc	6.20	7.42		Europe DDP	South Africa
	Fresh - whole	100-200 g/pc	4.40	5.27	+	Italy CPT	Croazia
		200-300	5.50	6.58	=		
<i>Merluccius productus</i>	Fillet, PBO Minced block		2.31	2.75		Spain EXW	USA
			1.51	1.80			
<b>Alaska pollack/Lieu de l'Alaska/Colín de Alaska</b> <i>Theragra chalcogramma</i>	Fillet, PBO		2.72	3.23		Netherlands EXW	
	Minced block		2.72	3.23			
	Fillet, IQF	2-6 oz	2.48	2.97		Europe CFR	China
	Fillet, baby food quality					DDP	USA
H&G	>25 >30 >25	0.92 0.81 1.14	1.10 0.97 1.28		Russian Fed. wholesale Vladivostok wholesale Moscow	Russian Fed.	
<b>Surimi (Alaska pollack)</b>	Stick - Paprika	250 g/pc	2.51	3.00	-	France CFR	Spain
<b>Hoki</b> <i>Macrurus magellanicus</i>	H&G	100-300 g/pc	1.63	1.95		Spain FOB	
		300-500	1.63	1.95			
		500-900	1.63	1.95			
<b>Saithe/Lieu noir/ Carbonero (Pollock, Coley)</b> <i>Pollachius virens</i>	Fillet - interleaved	200-400 g/pc	no quotation			Europe CIF	Faroe Islands
	Fillet - skinless, PBI, interleaved	16-32 oz/pc	4.60	5.51		Spain DDP	Iceland
<b>Haddock/Eglefin/Eglofino</b> <i>Melanogrammus aeglefinus</i>	H&G	< 0.8 kg/pc	NOK 19.00	2.02	2.43	Sweden FCA	Norway
	Fresh	1-1.5 kg/pc	5.20	6.22		Spain CIF	
		> 1.5	5.50	6.58			
> 2	5.65	6.76					
<b>Ling/Lingue franche/ Maruca</b> <i>Molva molva</i>	Fillet - <b>wet salted</b> Produced from fresh raw material 1st quality	1-1.5 kg/pc	5.85	7.00	+	Italy DDP	Faeroe Islands

Fish Species Trade Name	Product Form	Grading	Price per kg		Reference & Area	Origin
			As stated	EUR USD		
<b>GROUND FISH (cont.)</b>						<b>September 2017</b>
<b>Monkfish/Baudroie/ Rape</b> <i>Lophius spp.</i>	Fresh - Tail	< 0.3 kg/pc	8.35	9.99 +	Italy CPT	UK
		0.3-0.5	9.19	11.00 +		
		0.5-1	9.29	11.12 =		
		1-2	9.48	11.35 -		
		> 2	10.91	13.06 -		
	Fresh - whole	0.5-1 kg/pc	6.09	7.29 +	FCA	France
	1-2	6.08	7.28 +			
Tails, skinless Frozen at land 100% net weight	100-250 g/pc 250-500 500-1000 > 1000	5.75	6.88	Spain DDP	Namibia	
		6.75	8.08			
		8.00	9.58			
		8.75	10.47			
<b>John Dory/ Sainte Pierre Pez de San Pedro</b> <i>Zeus faber</i>	Frozen skin-on PBO, chemical free, 100% net weight, IQF,Bulk, frozen weight +count	60-100 g/pc	7.91	9.40	Germany CFR	China
		100-150	0.84	1.00		
		150-200	8.83	10.50		
		200-300	9.26	11.00		
	Fresh - gutted	600-800 g/pc	11.00	13.17	Italy CPT	Senegal
		800-1000	11.00	13.17 =		
	1000-2000	11.00	13.17 =			
<b>Sand steenbras/ Marbré/ Herrera</b> <i>Lithognathus mormyrus</i>	Fresh	500/700 g/pc	10.41	12.46 +	FCA	Morocco
		700/1000	10.60	12.69 +		
		Mixed	8.77	10.50		
		400-600	9.80	11.73		
	Mediterranean	700-1000	9.60	11.49	CPT	France
		200-300 g/pc	8.40	10.05		
		300-500	11.40	13.64		
		200-300	8.50	10.17		
	300-500	12.30	14.72			
<b>FLATFISH</b>						<b>September 2017</b>
<b>Turbot/Rodaballo</b> <i>Psetta maxima</i>	Fresh - whole cultured	0.5-1 kg/pc	7.45	8.92 =	Spain CIF	Spain
		1-2	7.50	8.98 -		
		2-3	7.70	9.22 -		
		3-4	9.70	11.61 -		
	Fresh - whole wild	< 0.5 kg/pc	9.10	10.89	Italy CPT	Netherlands
		0.4-0.6	3.90	4.67		
		0.5-0.8	15.98	19.13		
		0.5-1	9.71	11.62 +		
		0.8-1	10.70	12.81		
		1-2	11.93	14.28 +		
		2-3	14.58	17.45		
		3-4	23.20	27.77 +		
	4-6	27.95	33.45 +			
	Fresh - whole	0.4-0.6 kg/pc	6.50	7.78	Italy CPT	Spain/Portugal
0.8-1		7.40	8.86 -			
1-1.5		7.50	8.98 -			
1.5-2		8.57	10.26 -			
2-2.5		8.57	10.26 -			
3-4		13.50	16.16 +			
0.5-1		7.45	8.92			
0.7-1		7.03	8.41			
1-2		10.05	12.03			
2-3		13.95	16.70			
2-3	13.95	16.70	Netherlands			
> 4	21.55	25.79				
Fresh - whole guttled	1-2 kg/pc	10.45	12.51 -	CPT	Netherlands	
	2-3	12.95	15.50			

Fish Species Trade Name	Product Form	Grading	Price per kg		Reference & Area	Origin
			As stated	EUR USD		
<b>FLATFISH (cont.)</b>						<b>September 2017</b>
Sole/Sole/ Lenguado <i>Solea vulgaris</i>	Fresh - whole wild	< 170 g/pc	9.50	10.80	Spain CIF	Netherlands
		170-220	12.20	14.60		
		200-300	12.55	15.02		
		200-250	17.45	20.89		
		300-400	14.95	17.89		
		400-500	15.80	18.91		
	Fresh - whole wild	200-300 g/pc	17.30	20.71	Italy CPT	France
		300-400	18.30	21.90		
		No. 3	14.93	17.87		
	Fresh - whole	No. 4	12.00	14.36 +	CIF	Netherlands
		No. 5	10.12	12.11 +		
		No. 2	18.14	21.71 +		
Fresh - gutted	No. 3	13.60	16.28 +	CIF	Netherlands	
	No. 4	11.72	14.03 +			
	No. 5	17.69	21.17 -			
Fresh - whole	No. 2	13.50	16.16 -	CIF	Netherlands	
	No. 3	11.81	14.14 -			
	No. 4	9.84	11.78 -			
Fresh - whole	No. 2	14.91	17.85	CIF	Netherlands	
	No. 3	14.15	16.94			
	No. 4	9.92	11.87			
European plaice/ Plie d'Europe/ Solla europea <i>Pleuronectes platessa</i>	Fresh - whole	300-400 g/pc	3.80	4.55	Spain CIF	Netherlands
		400-600	4.05	4.85		
		> 600	5.00	5.98		
European Flounder/ Flet d'Europe/ Platija europea <i>Platichthys flesus</i>	Fresh - fillets skin-on skinless whole	No. 2	3.40	4.07 -	Netherlands FOB for Italian market	Netherlands
		No. 3	3.80	4.55 -		
		No. 4	3.75	4.49		
Greenland Halibut/ <i>Reinhardtius hippoglossoides</i>	Fillet - skinned, boneless, blockfrozen	Large	5.75	6.88	Italy CPT	Greenland
		Large	2.19	2.62		
		No. 2	1.51	1.81 -		
<b>TUNAS/BILLFISHES</b>						<b>September 2017</b>
Tuna/Thon/Atún <i>Thunnus spp.</i>	Skipjack - whole	main size	1.77	2.10 +	Bangkok CFR	Western/Central Pacific Ocean
			1.89	2.25 +		
	Skipjack - whole	main size	2.23	2.65 =	Ecuador ex-vessel	Eastern Tropical Pacific Ocean
			1.89	2.26 +		
	Yellowfin - whole	main size	2.59	3.10 +	Seychelles FOB	Indian Ocean
			1.80	2.15 =		
	Skipjack - whole	main size	2.50	2.99 =	Abidjan ex-vessel	Atlantic Ocean
			1.95	2.33 =		
	Yellowfin - whole	main size	2.60	3.11 =	Spanish Canneries CFR	Various origins
			5.72	6.80 +		
	Skipjack - cooked & cleaned loins - vacuum packed	double cleaned	6.31	7.50 =	Italy DDP	Solomon Islands
			1.45	1.73		
	Yellowfin - cooked & cleaned loins - vacuum packed	double cleaned	5.81	6.90 +	Tunisia CFR	Ghana
			6.73	8.00 +		
	Skipjack - pre-cooked loins	double cleaned	5.89	7.00 +	Europe CFR	Ecuador
			1.09	1.30		
	Yellowfin - pre-cooked loins	double cleaned	0.84	1.00	Ecuador FOB	Ecuador
			1.35	1.60		
	Skipjack - whole	1.9-3.4 kg/pc	4.29	5.10	Ecuador FOB	Ecuador
			4.21	5.00		
	Skipjack - whole	3.5-5	3.62	4.30	Ecuador FOB	Ecuador
4.29			5.10			
Skipjack - whole	1.9-3.4 kg/pc	4.21	5.00	Ecuador FOB	Ecuador	
		3.62	4.30			

Fish Species Trade Name	Product Form	Grading	Price per kg		Reference & Area	Origin	
			As stated	EUR USD			
<b>TUNAS/BILLFISHES (cont.)</b>						<b>September 2017</b>	
Swordfish/Espadon/ Pez espada <i>Xiphias gladius</i>	Frozen at sea, DWT 100% net weight	30-50 kg/pc 50-70	6.20	7.42	Spain FOT	Spain	
	Fresh - gutted	< 12 kg/pc	11.85	14.18			
	Whole Mediterranean	13-18	7.59	9.08 +	Italy FCA		
		19-25	7.59	9.08 +			
		26-35	7.73	9.25 -			
		Whole Atlantic	19-25	7.25			8.68 +
			26-35	7.19			8.61 -
36-50	6.94	8.31 -					
> 50	6.92	8.28 -					
					Marocco		
<b>SMALL PELAGICS</b>						<b>September 2017</b>	
Mackerel/Maquereau/ Caballa <i>Scomber scombrus</i>	Fresh - whole	4-6 pc/kg	2.59	3.10	Italy CPT	France	
	Fresh - Fillets butterfly cut		4.39	5.25 -			
	Whole	200-400 g/pc 300-500	No quotations		Netherlands/Poland FOB for Eastern Europe	UK Greenl./Faroe. I	
	H&G	> 200 g/pc	na				
	Whole	3-4 pc/kg	1.05	1.26	Spain FOB	Spain	
Horse Mackerel/ Chincard/ Jurel <i>Trachurus spp</i>	Whole	> 24 cm/pc	1.23	1.47	Morocco FOB for European market	Morocco	
Herring/Hareng/Arenque <i>Clupeidae</i>	Fresh - fillet		2.62	3.14	Italy CPT	Denmark	
	Fresh - whole	250-300 g/pc	0.79	0.95	Russian Fed. wholesale Moscow	Russian Fed.	
		> 350	1.52	1.82			
		> 25	0.75	0.90	Russian Fed. wholesale Vladivostok		
		> 300	0.84	1.01			
> 250	0.91	1.09					
Sprat/Sprat/Espadín <i>Sprattus sprattus</i>	Whole	70-100 g/pc	0.34	0.41 -	Poland FOB	Baltic	
			0.13	0.16 -			
Sardine/Sardine/ Sardina <i>Sardina pilchardus</i>	Fresh - whole		1.04	1.24 +	Italy CPT	Croatia	
			1.00	1.20		Italy	
	Fresh - fillet		4.23	5.06 -		France	
			3.60	4.31		UK	
<b>CEPHALOPODS</b>						<b>September 2017</b>	
Squid/Encornet/Calamar <i>Loligo spp.</i>	Whole	S (< 18 cm)	6.10	7.30 =	Italy CIF	South Africa	
		M (18-25)	7.10	8.50 =			
		L (25-30)	7.20	8.62 -			
		XL (>30)	7.20	8.62 -			
	Frozen	whole, block frozen	11-14 cm	2.78	3.30	Europe	USA
			< 5	6.14	7.30		India
			6-15	5.38	6.40		
			10-40	3.83	4.55		
			> 40	3.32	3.95		
	<i>Loligo gayi</i>	Whole	18-22 cm	7.25	8.68	Spain FCA	Falkland/ Malvinas Isl.
15-18			5.70	6.82			
12-16			5.70	6.82			
<i>Loligo vulgaris</i>	Fresh - whole	100-300 g/pc	10.20	12.21	Italy FCA	Morocco	
		300-400	11.50	13.76			
		400-600	14.54	17.40			
		600-1000	13.50	16.16			
<i>Loligo duvacelli</i>	Whole	2 small	5.20	6.22	Mauritania FOB for European market	Mauritania	
		3 small	4.50	5.39			
		4 small	4.00	4.79			
		small	5.70	6.82			
		medium	6.00	7.18			
		large	6.10	7.30			
Whole cleaned,	< 5	3.53	4.20	Germany CFR	India		
	< 10	4.71	5.60				
	11-20	4.46	5.30				
	21-40	3.28	3.90				

Fish Species Trade Name	Product Form	Grading	Price per kg		Reference & Area	Origin		
			As stated	EUR USD				
<b>CEPHALOPODS (cont.)</b>						<b>September 2017</b>		
<b>Squid/Encornet/Calamar</b> <i>Loligo chinensis</i>		< 3		3.91	<b>4.65</b>	<b>Germany CFR</b> China		
		3-6		3.20	<b>3.80</b>			
		6-10		2.78	<b>3.30</b>			
		10-15		2.44	<b>2.90</b>			
		15-20		2.10	<b>2.50</b>			
<i>Dosidicus gigas</i>	Raw fillet	2-4 kg/pc		0.83	<b>0.99</b>	<b>Europe CFR</b> Chile Peru Chile Peru Chile Peru Chile Peru Italy CPT		
				1.43	<b>1.70</b>			
	Raw tentacle	1-2, 2-3 kg/pc		0.83	<b>0.99</b>			
		< 1, 1-2		1.35	<b>1.60</b>			
		> 2		1.39	<b>1.65</b>			
	Raw wings whole without cartilage			0.50	<b>0.60</b>			
				1.05	<b>1.25</b>			
	Necks open with cartilage			0.55	<b>0.65</b>			
	Darum membraneless			1.35	<b>1.60</b>			
	Boiled wings - skin-on			5.05	<b>6.00</b>			
	Squid rings - thawed			1.94	<b>2.30</b>			
	Squid stripes - thawed			<b>3.61</b>	4.32 -			
Tentacles			<b>2.33</b>	2.79 -				
			<b>2.33</b>	2.79 -				
<b>Octopus/Poulpe/Pulpo</b> <i>Octopus vulgaris</i>	Whole - FAS	T1		<b>12.40</b>	14.84 =	<b>Morocco FOB,</b> for Spanish market Morocco		
		T2		<b>11.40</b>	13.64 =			
		T3		<b>10.40</b>	12.45 =			
		T4		<b>9.40</b>	11.25 =			
		T5		<b>8.40</b>	10.05 =			
	Sushi slice 100% net weight	7 g/pc		12.79	<b>15.20</b>	<b>Europe CFR</b> Indonesia		
		9 g		12.79	<b>15.20</b>			
	boiled cut 100% net weight			7.82	<b>9.30</b>			
	Flower type 90% net weight	1-2 kg/pc		4.46	<b>5.30</b>	<b>Mauritania FOB</b> Mauritania		
		>2		5.43	<b>6.45</b>			
	Frozen in land, pots and glaciers, 1° and 2°	T3		11.11	<b>13.20</b>			
		T4		10.27	<b>12.20</b>			
		T5		9.34	<b>11.10</b>			
		T6		7.85	<b>9.33</b>			
		T7		7.58	<b>9.01</b>			
		T8		7.11	<b>8.45</b>			
		FAS	T3		10.94		<b>13.00</b>	
T4				10.10	<b>12.00</b>			
T5			9.17	<b>10.90</b>				
T6			7.68	<b>9.13</b>				
T7			7.41	<b>8.81</b>				
T8			6.97	<b>8.29</b>				
<i>Eledone moschata</i>	<b>Fresh</b>				<b>4.59</b>		4.18	<b>Italy CPT</b> FCA CPT
					<b>5.40</b>		3.53	
				<b>5.00</b>	3.20			
		extra small		<b>10.25</b>	11.73 -			
		medium		<b>7.79</b>	7.84 +			
			<b>5.31</b>	4.51 +				
		80-120 g/pc		<b>5.15</b>	5.68	Tunisia		
		50-80		<b>5.35</b>	5.90			
		< 50		<b>5.50</b>	6.07			
				5.47	<b>6.50</b>			
			5.47	<b>6.50</b>				
<b>Cuttlefish/Seiche/ Sepia</b>	Whole, cleaned, IQF 20% glaze	< 10 pc/kg 11-20		5.47	<b>6.50</b>	<b>Germany CFR</b> India		
	<i>Sepia spp.</i>	<b>Fresh - whole</b>	300-500 g/pc		<b>5.62</b>	6.73 +	<b>Italy FCA</b> CPT FOB France/UK Morocco	
500-1000				<b>5.60</b>	6.70			
IQF, 10% glaze		100-200 g/pc		<b>6.90</b>	8.26			
		200-300		<b>6.90</b>	8.26			
		300-400		<b>6.90</b>	8.26			
		400-600		<b>6.90</b>	8.26			
600-800		<b>6.90</b>	8.26					
Frozen, whole block frozen			4.84	<b>5.75</b>	<b>Europe</b> India			
			4.86	<b>5.78</b>				



Fish Species Trade Name	Product Form	Grading	Price per kg		Reference & Area	Origin	
			As stated	EUR USD			
<b>CRUSTACEANS</b>							
						<b>September 2017</b>	
<b>Whiteleg shrimp/ Crevette pattes blanches/Camarón patiblanco</b> <i>Penaeus vannamei</i>	PD, chemical treatment 100% net weight treated with non-phosphate	31-40 pc/lb	9.17	<b>10.90</b> +	Europe CFR	Indonesia	
		41-50	8.58	<b>10.20</b> +			
		51-60	8.20	<b>9.75</b> +			
		61-70	7.82	<b>9.30</b> +			
		71-90	7.66	<b>9.10</b> +			
		91-120	7.32	<b>8.70</b> +			
	Head-on, shell-on	20-30 pc/kg	6.42	<b>7.63</b>		South/Central America FOB for European main ports	Central America
		30-40	6.31	<b>7.50</b>			
		40-50	5.55	<b>6.60</b>			
		50-60	5.43	<b>6.45</b>			
		60-70	5.13	<b>6.10</b>			
		70-80	4.88	<b>5.80</b>			
		80-100	4.54	<b>5.40</b>			
	Tails	21-25 pc/lb	9.55	<b>11.35</b>			
		26-30	8.25	<b>9.81</b>			
31-35		7.61	<b>9.04</b>				
36-40		7.33	<b>8.71</b>				
41-50		6.86	<b>8.16</b>				
51-60		6.31	<b>7.50</b>				
61-70		5.75	<b>6.83</b>				
Head-on, Shell-on	71-90	5.29	<b>6.28</b>				
	91-110	4.27	<b>5.07</b>				
	30-40 pc/kg	7.36	<b>8.75</b>				
	40-50	5.97	<b>7.10</b>				
	50-60	5.34	<b>6.35</b>				
	60-70	5.13	<b>6.10</b>				
<b>Green tiger prawn/ Crevette tigrée verte/ Langostino tigre verde</b> <i>Penaeus semisulcatus</i>	Headless, shell-on, block 100% net weight, net count	41-50 pc/kg	6.39	<b>7.60</b>	Europe CFR	Belgium	
		51-60	5.81	<b>6.90</b>			
		61-50	5.47	<b>6.50</b>			
		71-90	5.13	<b>6.10</b>			
		91-120	4.80	<b>5.70</b>			
		100-200	4.38	<b>5.20</b>			
		200-300	4.12	<b>4.90</b>			
300-500	3.79	<b>4.50</b>					
<b>Metapenaeus shrimps/ Crevettes Metapenaeus Camarones Metapenaeus</b> <i>Metapenaeus spp</i>	Untreated, net weight, net count	100-200 pc/kg	5.64	<b>6.70</b>		India	
		200-300	4.84	<b>5.75</b>			
		300-500	4.16	<b>4.95</b>			
<b>Argentine red shrimp/ Salicoque rouge/ d'Argentine/Camarón langostín argentino</b> <i>Pleoticus muelleri</i>	Head-on, shell-on	10-20 pc/kg	7.60	9.10	Spain EXW	Argentina	
		20-30	7.55	9.04			
		30-40	7.50	8.98			
		40-60	7.45	8.92			
<b>Black tiger/Crevette tigrée/Camarón tigre</b> <i>Penaeus monodon</i>	Headless 20% glaze, IQF	8-12 pc/lb	11.19	<b>13.30</b>	Europe/ Russian Fed.	Bangladesh	
		13-15	9.59	<b>11.40</b>			
		16-20	7.82	<b>9.30</b>			
		21-25	5.81	<b>6.90</b>			
		26-30	5.30	<b>6.30</b>			
Headless, shell-on, block frozen	13-15 pc/kg	10.27	<b>12.20</b>	Europe CFR	Belgium		
	16-20	10.27	<b>8.40</b>				
	21-30	7.07	<b>7.10</b>				
	26-30	5.97	<b>7.50</b>				
	31-40	6.31	<b>7.10</b>				
	HOSO, net weight, net count block frozen	10-20 pc/kg	13.46		<b>16.00</b>		
20-30		9.26	<b>11.00</b>				

Fish Species Trade Name	Product Form	Grading	Price per kg			Reference & Area	Origin
			As stated	EUR	USD		
<b>CRUSTACEANS (cont.)</b>							
<b>September 2017</b>							
Deep-water rose shrimp/ Crevette rose du large/ Gamba de altura/ <i>Parapenaeus longirostris</i>	Fresh - Peeled tail	Mixed	10.50	11.74	-	Italy CPT	Italy
Common shrimp/ Crevette grise/Quisquilla <i>Crangon crangon</i>	Fresh, shell-on		44.70	53.50		Spain CIF	Netherlands
	Head-on, shell-on		11.70	14.00			
Norway lobster/ Langoustine/Cigala <i>Nephrops norvegicus</i>	Fresh - Whole 4X1.5 kg	3-5 pc/kg	na			DDP	
		4-7	19.50	30.27			
		6-9	21.31	26.06			
		8-12	19.35	20.59			
		11-15	14.50	22.66			
		16-20	15.80	18.91			
		20-30	12.85	15.38			
		31-40	10.50	12.57			
		41-50	8.52	10.20			
	Tails	40-60	13.35	15.98			
	Whole	00 pc/kg	14.45	17.30	=	Spain CIF	Scotland
		0	13.05	15.62	=		
		1	11.45	13.70	=		
2		10.05	12.03	=			
3		8.55	10.23	=			
4		7.15	8.56	=			
Fresh - whole	5-9 pc/kg	21.00	25.13		Netherlands		
	11-15	14.45	17.30				
	16-20	11.45	13.70				
	20-30	8.64	10.34				
	31-40	6.17	7.38				
Fresh - whole, head	8-10 pc/kg	16.70	19.99		Italy CPT	Denmark/ UK	
	11-15	14.13	16.91	-			
	16-20	9.95	11.91	-			
	21-30	7.91	9.47				
	41-50	4.51	5.40	+			
European lobster/ Homard européen/ Bogavante <i>Homarus gammarus</i>	Live - bulk	400-600 g/pc 600-800	18.00	21.54	+	France delivered to French vivier	Ireland
	Fresh - whole	Large	27.50	32.91			
		small	29.49	35.30		Italy CPT	UK
	American lobster/ Homard américain/ Bogavante americano <i>Homarus americanus</i>	Live hard shell		16.84	20.16		
Live hard shell			11.20	13.41	-		
Live soft shell			12.74	15.25	-	Canada FOB for European mkt	Canada
Popsicle		< 450 g/pc (canner size) > 450 (market size)	CAN 25.00	21.39	17.93		
Whole <b>cooked</b> netted lobster	canners	CAN 24.00	19.74	16.55			
	market	CAN 25.00	20.57	17.24			
Edible crab/Tourteau/ Buey de mar <i>Cancer pagurus</i>	Live	T2 13-16 cm	2.20	2.63	+	France Auction	France
Spinous spider crab/ Araignée européenne/ Centolla europea/ <i>Maja squinado</i>	Fresh - female		5.30	6.34		Italy CPT	UK
		male	4.50	5.39			
	female		5.00	5.98	+		France
		male	5.55	6.64	+		
	Fresh-female	small	2.40	2.87			
		male	3.30	3.95	+		

Fish Species Trade Name	Product Form	Grading	Price per kg		Reference & Area	Origin	
			As stated	EUR USD			
<b>BIVALVES</b>							
						<b>September 2017</b>	
Oyster/Huître/Ostra <i>Crassostrea gigas</i>	Live	No. 3	4.40	5.27 =	France prod. Price/ average export price	Ireland/France	
		60-100 g/pc	16.88	20.20	Spain CIF	Netherlands	
		95-110 g/pc	16.25	19.45		Italy	
		>130	14.62	17.50		Netherlands	
Ostrea edulis	Live						
Mussel/Moule/Mejillón <i>Mytilus edulis</i> <i>Mytilus galloprovincialis</i>	Live - Bottom mussel		2.10	2.51 =	France wholesale	France	
			1.80	2.15 =		Netherlands	
	Live - Rope	60-80 pc/kg	2.00	2.39 =		Spain	
		Fresh	20-25 pc/kg 25-30 30-40 40-70	no quotation		Spanish market EXW	
	Fresh - whole	shell on		1.25	1.50	Italy CFA	Italy
				1.25	1.50		
				1.25	1.50 =	Italy FCA	Spain
				1.25	1.50 =		
			1.35	1.62 =	CPT		
			2.15	2.57 =	FCA		
			2.15	2.57 =	CPT		
	Mytilus chilensis	IQF - shell-off, 7% glaze	200-300 pc/kg	3.00	3.59 =	CIF	Chile
		Cooked mussel meat IQF	100-200 pc/kg	2.82	3.35	France CIF	
			200-300	2.52	3.00		
300-500			2.27	2.70			
Cooked mussel whole shell, IQF		80-100 pc/kg	1.85	2.20			
IQF mussel meat whole, vacuum packed with Sauce Vacuum Packed without Sauces IQF Half Shell Mussels			2.50	2.97	Europe CFR		
			1.91	2.27			
			2.66	3.16			
			3.36	3.99			
Razor shell/Couteau/ Navajas - <i>Solenidae</i>	Fresh	S	7.80	9.34	Spain CIF	Ireland	
		M	8.90	10.65			
		L	10.25	12.27			
	Live	10-12 cm/pc	3.80	4.55		Netherlands	
<b>SALMON</b>						<b>September 2017</b>	
Atlantic salmon/ Saumon de l'Atlantique/ Salmón del Atlántico <i>Salmo salar</i>	Fresh - gutted, head-on Superior quality	2-3 kg/pc	5.50	6.58	France CIF	Scotland	
		3-4	7.40	8.86			
		4-5	7.30	8.74			
		5-6	7.30	8.74			
		> 6	7.40	8.86			
	Fresh - gutted, head-on Superior quality	2-3 kg/pc	4.80	5.75		Norway	
		3-4	6.30	7.54			
		4-5	6.54	7.83			
		5-6	6.54	7.83			
		> 6	6.50	7.78			
	Fresh - gutted, head-on	1-2 kg/pc	NOK 41.37	4.40	5.30	Norway FOB	
		2-3	NOK 45.36	4.83	5.81		
		3-4	NOK 50.12	5.33	6.42		
		4-5	NOK 52.58	5.60	6.73		
5-6		NOK 55.68	5.93	7.13			
6-7		NOK 64.07	6.82	8.20			
7-8		NOK 65.97	7.02	8.44			
8-9		NOK 67.36	7.17	8.62			
> 9		NOK 66.59	7.09	8.52			

Fish Species Trade Name	Product Form	Grading	Price per kg			Reference & Area	Origin
			As stated	EUR	USD		
<b>SALMON (cont.)</b>							<b>September 2017</b>
<b>Atlantic salmon/</b> <b>Saumon de l'Atlantique/</b> <b>Salmón del Atlántico</b> <i>Salmo salar</i>	<b>Fresh</b>	3-4 kg/pc		<b>6.90</b>	8.26	<b>Spain CFR</b>	Norway
	gutted, head-on	4-5 kg/pc		<b>7.85</b>	9.40	<b>Tunisia CFR</b>	
		5-6		<b>7.85</b>	9.40		
	<b>Fresh - salmon cubes 8x8x8</b>			<b>9.73</b>	11.65	<b>Europe CFR</b>	
	<b>IQF - salmon slices</b>			<b>9.73</b>	11.65		
	<b>Fresh - Whole - Superior</b>	2-3 kg/pc		<b>5.60</b>	6.70 +	<b>Italy FCA</b>	
		3-4		<b>6.30</b>	7.54 +		
		4-5		<b>6.45</b>	7.72 +		
		5-6		<b>6.45</b>	7.72 +		
		6-7		<b>7.15</b>	8.56 +		
		7-8		<b>5.05</b>	6.04		
		8-9		<b>na</b>			
		9-10		<b>na</b>			
		3-4		<b>5.32</b>	6.37		
		4-5		<b>5.45</b>	6.52		
		5-6		<b>5.35</b>	6.40		
	IQF portion	100-150 g/pc		<b>9.20</b>	11.01		Denmark
Head-on, gutted, grade 1	6-7 kg/pc		<b>5.08</b>	6.08	<b>Denmark DDP</b>	Chile	
Fillet, interleaved	1-2 lb/pc		<b>4.87</b>	5.83			
	2-4		<b>4.17</b>	4.99			
Fillet, VAC	1-2 lb/pc		<b>6.10</b>	7.30			
	3-4		<b>6.15</b>	7.36			
Fillet, IQF	2-3 lb/pc		<b>6.15</b>	7.36			
	4-5		<b>6.88</b>	8.23			
Bits and pieces			6.39	<b>7.60</b>	<b>Europe CIF</b>		
scapped meat			4.63	<b>5.50</b>			
<b>TROUT</b>							<b>September 2017</b>
<b>Trout/Truite/Trucha</b> <i>Salmo trutta</i>	Whole, gutted, <b>fresh on ice</b>	0.25-0.4 kg/pc	HUF <b>1402</b>	4.55	5.43 -	<b>Hungary ex-farm</b>	Hungary
	Fillet - farmed	200-400 g/pc		<b>8.80</b>	10.53 =	<b>Italy ex-farm</b>	Italy
	Live - farmed	500-700 g/pc		<b>3.60</b>	4.31 =		
<b>Rainbow trout/</b> <b>Truite arc-en-ciel/</b> <b>Trucha arco iris</b> <i>Oncorhynchus mykiss</i>	Live - farmed	250-400 g/pc		<b>3.30</b>	3.95 =		
	Gutted	250-400 g/pc		<b>4.30</b>	5.15 =		
<b>FRESHWATER FISH</b>							<b>September 2017</b>
<b>Carp/Carpe/Carpa</b> <i>Cyprinus spp.</i>	Live	1.2-5 kg/pc	HUF <b>665</b>	2.16	2.57 -	<b>Hungary ex farm</b>	Hungary
	<b>Fresh, whole, gutted, head-off</b>	0.7-4.5 kg/pc	HUF <b>1121</b>	3.64	4.34		
	<b>Fresh on ice - slices</b>		HUF <b>1574</b>	5.11	6.09		
	<b>Fresh on ice - fillets</b>		HUF <b>1820</b>	5.90	7.04		
<b>Crucian Carp/Carassin</b> <b>Carpín</b> <i>Carassius carassius</i>	Live	0.45-0.9 kg/pc	HUF <b>392</b>	1.27	1.52		
<b>Grass Carp/ Carpe chinoise/Carpa China</b> <i>Ctenopharyngodon idellus</i>	Live	0.8-3 kg/pc	HUF <b>701</b>	2.27	2.71		
	<b>Fresh, whole, gutted, head-off</b>		HUF <b>1093</b>	3.55	4.23		
<b>Bighead carp/Carpe à grosse tête/Carpa capezona</b> <i>Aristichthys nobilis</i>	<b>Fresh gutted, head-off</b>	0.7-5.0 kg/pc	HUF <b>694</b>	2.25	2.69		
	<b>Fresh on ice - slices</b>		HUF <b>1246</b>	4.04	4.82		
	<b>Fresh on ice - fillets</b>		HUF <b>1362</b>	4.42	5.27		
	Live	1-5.5 kg/pc	HUF <b>420</b>	1.36	1.63		

Fish Species Trade Name	Product Form	Grading	Price per kg			Reference & Area	Origin
			As stated	EUR	USD		
<b>FRESHWATER FISH (cont.)</b>							<b>September 2017</b>
<b>Nile perch/Perche du Nil/Perca del Nilo</b> <i>Lates niloticus</i>	Fillet - skinless	300-500 g/pc		4.63	5.50	EU CFR	Uganda
	Interleaved, 100% net weight	500-1000		5.43	6.45		
	<b>Fresh whole</b> yellow red green	200-400 g/pc		4.85	5.80 +	Italy FCA	Tanzania
				3.86	4.62 +		
				3.75	4.49 +		
	<b>Fresh fillet</b>	200-400 g/pc 400-700		5.36	6.42 -	Spain CFR	China
			3.88	4.64 +			
<b>Nile Tilapia/Tilapia du Nil/Tilapia del Nilo</b> <i>Oreochromis niloticus</i>	Fillet - skinless, IQF, PBO non-treated, 10% glaze	5-7 oz/pc		3.85	4.00		
<b>North African catfish/Poisson chat nord-africaine/pez gato</b> <i>Clarias gariepinus</i>	<b>Fresh</b> - fillets skinless		HUF 1886	6.12	7.30	Hungary ex farm	Hungary
	<b>Fresh</b> - fillets skin-on		HUF 1675	5.43	6.48		
	<b>Fresh</b> , whole, gutted, head-off		HUF 1191	3.86	4.61		
<b>European catfish/Silure glane/Siluro</b> <i>Silurus glanis</i>	<b>Live</b>	0.8- 4 kg/pc	HUF 1682	5.46	6.51	Italy CIF CPT	Vietnam
	<b>Fresh on ice</b> - slices		HUF 2408	7.81	9.32		
	<b>Fresh on ice</b> - fillets		HUF 1606	5.21	6.22		
<i>Pangasius</i> spp.	Fillet refreshed			3.25	3.89 =	Italy CIF CPT	Vietnam
	Fillet, IQF, white - 20% glaze	120-170 g/pc		2.02	2.42 +		
	Fillet, IQF, white - 20% glaze	170-220		2.02	2.42 +		
	Fillet, IQF, white - 5% glaze			3.09	3.70	Spain CFR	
	Fillet, IQF, white - 20% glaze	120-170-220		1.78	2.11 +		
	Fillet, 100% net weight, IQF	g/pc		2.10	2.50		
	Fillet, 100% net weight, interlvd			2.06	2.45		
<b>NON-TRADITIONAL SPECIES</b>							<b>September 2017</b>
<b>Sturgeon/Esturgeon/Esturione</b> <i>Acipenseridae</i> <i>A.baeri</i>	Frozen - Whole	1.5-2 kg/pc		5.00	5.98	France CIF	France
	Gutted	5-7 kg/pc		6.50	7.78		
	Fillets	200-300 g/pc		11.50	13.76		
		800-1000		11.50	13.76		
	<b>Caviar</b> (Aquitaine) metal boxes			0.95	1.14		
<b>Ribbonfish</b> <i>Trichiurus lepturus</i>		300-1500 g/pc		2.50	2.99	Europe CFR	Senegal
<b>Seabass/Bar, Loup/Lubina</b> <i>Dicentrarchus labrax</i>	<b>Fresh</b> - whole farmed	200-300 g/pc		4.10	4.91 +	Greece FOB	Greece
		300-450		4.90	5.86 +		
		450-600		5.30	6.34 =		
		600-800		6.00	7.18 -		
		800-1000		7.50	8.98 =		
		> 1000		9.50	11.37 =	Italy CIF	
		200-300 g/pc		4.30	5.15 +		
		300-450		5.10	6.10 +		
		450-600		5.50	6.58 =		
		600-800		6.20	7.42 -		
800-1000		7.70	9.22 =				
> 1000		9.70	11.61 =				



Fish Species Trade Name	Product Form	Grading	Price per kg		Reference & Area	Origin
			As stated	EUR USD		
<b>SEABASS/SEABREAM/MEAGRE (cont.)</b>						<b>September 2017</b>
<b>Seabass/Bar,</b> <b>Loup/Lubina</b> <i>Dicentrarchus labrax</i>	<b>Fresh - whole</b> farmed	200-300 g/pc	4.35	5.21 +	<b>France CIF</b>	Greece
		300-450	5.15	6.16 +		
		450-600	5.55	6.64 =		
		600-800	6.25	7.48 -		
		800-1000	7.75	9.28 =		
		> 1000	9.75	11.67 =		
		200-300 g/pc	4.34	5.19 +	<b>Spain CIF</b>	
		300-450	5.14	6.15 +		
		450-600	5.54	6.63 =		
		600-800	6.24	7.47 -		
		800-1000	7.74	9.26 =		
		> 1000	9.74	11.66 =		
		200-300 g/pc	4.37	5.23 +	<b>Germany CIF</b>	
		300-450	5.17	6.19 +		
		450-600	5.57	6.67 =		
		600-800	6.27	7.50 -		
		800-1000	7.77	9.30 =		
		> 1000	9.77	11.69 =		
		200-300 g/pc	4.35	5.21 +	<b>Portugal CIF</b>	
	300-450	5.15	6.16 +			
450-600	5.55	6.64 =				
600-800	6.25	7.48 -				
800-1000	7.75	9.28 =				
> 1000	9.75	11.67 =				
200-300 g/pc	4.53	5.42 +	<b>UK CIF</b>			
300-450	5.33	6.38 +				
450-600	5.73	6.86 =				
600-800	6.43	7.70 -				
800-1000	7.93	9.49 =				
> 1000	9.93	11.89 =				
200-300 g/pc	4.52	5.41 -	<b>Italy CIF</b>			
300-450	5.18	6.20 -				
450-600	5.99	7.17 -				
600-800	6.69	8.01 -				
800-1000	8.38	10.03 -				
1000-1500	10.31	12.34 +				
> 1500	11.46	13.72 +				
> 2000	15.57	18.64 +				
200-300 g/pc	4.50	5.39 =	<b>Spain CIF</b>	Canary Island (Spain)		
300-400	4.50	5.39 =				
400-600	5.50	6.58 =				
600-800	6.50	7.78 =				
800-1000	8.50	10.17 +				
1000-2000 g/pc	10.80	12.93		France		
2000-3000	11.80	14.12				
3000-4000	14.30	17.12				
<b>Fresh - whole - wild</b> Atlantic	1000-2000 g/pc		na		<b>Italy FCA</b>	Morocco
	> 2000		na			
	> 3000		na			

Fish Species Trade Name	Product Form	Grading	Price per kg		Reference & Area	Origin
			As stated	EUR USD		
<b>SEABASS/SEABREAM/MEAGRE (cont.)</b>						<b>September 2017</b>
<b>Seabass/Bar, Loup/Lubina</b> <i>Dicentrarchus labrax</i>	<b>Fresh - whole - wild</b> Mediterranean	400-600 g/pc	na		Italy CPT	Egypt
		600-800	11.00	13.17 =		
		800-1000	11.00	13.17 =		
		1000-2000	11.00	13.17 =		
		> 2000	11.00	13.17 =		
		> 3000	19.00	22.74		
	<b>Farmed - Orbetello</b>	Large	10.70	12.81 =	FCA	Italy
		Medium	9.70	11.61 =		
		Small	7.60	9.10		
<b>Gilthead seabream/ Dorade royale/Dorada</b> <i>Sparus aurata</i>	<b>Fresh - whole</b> farmed	200-300 g/pc	4.00	4.79 -	Greece FOB	Greece
		300-450	4.20	5.03 -		
		450-600	4.40	5.27 -		
		600-800	5.90	7.06 -		
		800-1000	7.80	9.34 -		
		> 1000	8.80	10.53 -		
		200-300 g/pc	4.20	5.03 -	Italy CIF	
		300-450	4.40	5.27 -		
		450-600	4.60	5.51 -		
		600-800	6.10	7.30 -		
		800-1000	8.00	9.58 -		
		> 1000	9.00	10.77 -		
		200-300 g/pc	4.25	5.09 -	France CIF	
		300-450	4.45	5.33 -		
		450-600	4.65	5.57 -		
		600-800	6.15	7.36 -		
		800-1000	8.05	9.64 -		
		> 1000	9.05	10.83 -		
		200-300 g/pc	4.24	5.07 -	Spain CIF	
		300-450	4.44	5.31 -		
		450-600	4.64	5.55 -		
		600-800	6.14	7.35 -		
		800-1000	8.04	9.62 -		
		> 1000	9.04	10.82 -		
200-300 g/pc	4.27	5.11 -	Germany CIF			
300-450	4.47	5.35 -				
450-600	4.67	5.59 -				
600-800	6.17	7.38 -				
800-1000	8.07	9.66 -				
> 1000	9.07	10.86 -				
200-300 g/pc	4.25	5.09 -	Portugal CIF			
300-450	4.45	5.33 -				
450-600	4.65	5.57 -				
600-800	6.15	7.36 -				
800-1000	8.05	9.64 -				
> 1000	9.05	10.83 -				

Fish Species Trade Name	Product Form	Grading	Price per kg		Reference & Area	Origin
			As stated	EUR USD		
<b>SEABASS/SEABREAM/MEAGRE (cont.)</b>						<b>September 2017</b>
<b>Gilthead seabream/ Dorade royale/Dorada</b> <i>Sparus aurata</i>	Fresh - whole farmed	200-300 g/pc	4.43	5.30 -	UK CIF	Greece
		300-450	4.63	5.54 -		
		450-600	4.83	5.78 -		
		600-800	6.33	7.58 -		
		800-1000	8.23	9.85 -		
		> 1000	9.23	11.05 -		
	farmed	600-800 g/pc	17.08	20.44 +	Italy FCA	Morocco
		800-1000	19.98	23.91 +		
		1000-2000	22.00	26.33 +		
		> 2000	19.14	22.91 +		
	wild	200-300 g/pc	3.95	4.73	CIF	Greece
		300-400	4.60	5.51 -		
		300-600	4.15	4.97		
	farmed Orbetello	400-600 g/pc	11.50	13.76 +	CPT	Egypt
600-800		12.00	14.36 =			
800-1000		12.00	14.36 =			
1000-2000		12.00	14.36 =			
<b>Meagre/Maigre commun/Corvina</b> <i>Argyrosomus regius</i>	Fresh - Whole farmed	Large	10.70	12.81 =	FCA	Italy
		Medium	9.70	11.61 =		
		Small	7.60	9.10 =		
		500-1000 g/pc	5.00	5.98		
	wild	1000-2000	6.14	7.35 +	CIF	Greece
		> 2000	6.89	8.25 +		
		> 3000	8.07	9.66 +		
		> 2000 g/pc	6.15	7.36 -		
		600-800 g/pc	12.00	14.36		
		800-1000	7.00	8.38 =		
1000-2000	7.00	8.38 =	CPT	Egypt		
2000-4000	7.00	8.38 =				



# EUROPEAN PRICE REPORT

The European Fish Price Report is a monthly GLOBEFISH publication.  
This issue was prepared by Helga Josupeit, Weiwei Wang and Felix Dent.

## PRICE REFERENCE (INCOTERMS 2010)

CFR	Cost and Freight
CIF	Cost, Insurance and Freight
CIP	Carriage and Insurance Paid To
CPT	Carriage Paid To
DAT	Delivered at Terminal
DAP	Delivered at Place
DDP	Delivered Duty Paid
EXW	Ex Works
FCA	Free Carrier
FAS	Free Alongside Ship
FOB	Free on Board

*(DAF, DES, DEQ and DDU have been cancelled)*

## PRODUCT FORM

C&P	Cooked and Peeled
FAS	Frozen at Sea
H&G	Headed and Gutted
HOG	Head on Gutted (salmon)
IQF	Individually Quick Frozen
IWP	Individually Wrapped Pack
PBI	Pinbone In
PBO	Pinbone Off
PD	Peeled and Deveined
PTO	Peeled Tail On
PUD	Peeled, Undeveined

## SYMBOLS

- + Price increased in original currency since last report
- Price decreased in original currency since last report
- = Updated but unchanged price
- \* New insertion
- Not updated since last issue

## CURRENCY RATES

		US\$	EUR
Canada	CAD	1.22	1.45
Hungary	HUF	258.40	308.28
Norway	NOK	7.81	9.40
USA	USD		1.19
EU	EUR	0.84	
Denmark	DKK	6.22	7.44

*Exchange Rates: 17.09.2017*

**GLOBEFISH Market Reports are available from the GLOBEFISH web site:  
[www.fao.org/in-action/globefish](http://www.fao.org/in-action/globefish)**



**Food and Agriculture  
Organization of the  
United Nations**

Food and Agriculture Organization of the United Nations  
Fisheries and Aquaculture Policy and Economics Division  
Products, Trade and Marketing Branch  
Viale delle Terme di Caracalla  
00153 Rome, Italy  
Tel +39 06 5705 2884  
Fax +39 06 5705 3020  
[www.fao.org/in-action/globefish](http://www.fao.org/in-action/globefish)