

**Soil Inorganic Carbon and Climate Change in drylands? An emerging issue?**

*Chevallier T<sup>1\*</sup>, Cournac L<sup>1</sup>, Bernoux M<sup>1,4</sup>, Cardinael R<sup>2</sup>, Cozzi T<sup>3</sup>, Girardin, C<sup>3</sup>, Chenu, C<sup>3</sup>*

<sup>1</sup>IRD, UMR Eco&Sols, Montpellier FRANCE, [tiphaine.chevallier@ird.fr](mailto:tiphaine.chevallier@ird.fr)

<sup>2</sup>CIRAD, AIDA, Montpellier, FRANCE

<sup>3</sup>AgroParisTech, UMR Ecosys, Grignon FRANCE

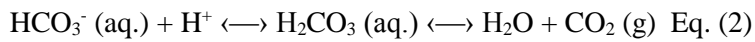
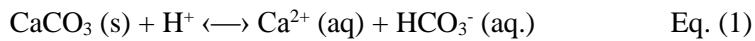
<sup>4</sup>FAO, Climate and Environment Division, Rome, ITALY

---

**Introduction**

Terrestrial ecosystems play a major role in regulating the concentration of CO<sub>2</sub> in the atmosphere. A comprehensive understanding of sinks and sources of carbon (C) and their dependence on changing climate is a highly studied research topic to produce accurate estimates of future atmospheric CO<sub>2</sub> concentrations. Soils are considered as one of the largest C pools on Earth. The soil C pool comprises two distinct components: soil organic carbon (SOC) and soil inorganic carbon (SIC), which roughly contribute  $\frac{2}{3}$  and  $\frac{1}{3}$ , respectively. In general, more attention had been paid to the storage and dynamic of SOC pool, which is considered as a key component of soil functioning and more dynamic than SIC. Because some methodological issues persist in measuring the contribution of SOC and SIC in total soil C or CO<sub>2</sub> fluxes from soils, calcareous soils are poorly studied for the global C cycle. Yet, calcareous soils cover over 30% of the earth's land surface mainly in arid and semi-arid areas where an understanding of SOC dynamics is particularly critical for ensuring food security. In these regions, SOC stocks, a major determinant of soil fertility, are low and agricultural productivity is already limited by climatic conditions. Methods to separate easily SOC and SIC dynamics in soil are thus needed. A study in a large set of French soils showed the potential of mid-infrared reflectance spectroscopy (MIRS) to predict SOC and SIC contents in calcareous soils (Grinand et al. 2012). However, SIC is no more seen just as a static C pool in soils and dynamics should be studied. There is increasing evidence that equilibrium in the SIC system may be shifted in one way or another by external factors such as management practices and human-led environmental changes. The three main factors controlling dissolution and precipitation of CaCO<sub>3</sub> as listed by Gocke et al. (2011) are: (1) CO<sub>2</sub> partial pressure in pore space, (2) pH of soil solution, and (3) mass flow of dissolved carbon species (H<sub>2</sub>CO<sub>3</sub>, HCO<sub>3</sub><sup>-</sup>). Biological activities and climate change can impact all of these three factors and thus may mobilize SIC to emit CO<sub>2</sub> or promote CaCO<sub>3</sub> precipitation by modifying the equilibrium between the different dissolved (aq.), gaseous (g) and solid (s) inorganic carbon species.

This equilibrium is formalized by the equations:



Liming practices, which are aimed to increase soil pH, may stimulate CO<sub>2</sub> emission by carbonate dissolution (Bernoux et al. 2003). Adding plant residues or organic amendments enhances biological activities, i.e. root and microorganism respiration, resulting in an increase in CO<sub>2</sub> partial pressure, which may either lead to an enhanced trapping of CO<sub>2</sub> through carbonate precipitation, or to a decrease in soil pH resulting in the dissolution of carbonates (Gocke et al., 2011). Climate change is also likely to affect the SIC system, as the increasing atmospheric concentration of CO<sub>2</sub>, climate warming, and variations in the amount and frequency of rainfall events could modify biological activities and thus equilibrium interactions between soil carbonates and bicarbonates (Emmerich 2003; Chevallier et al. 2016). Natural isotopic <sup>13</sup>C tracing has been performed using the difference in  $\delta^{13}\text{C}$  signatures between SOC and SIC to trace the source of the CO<sub>2</sub> emitted from soils (Stevenon and Verburg, 2006). Here are presented two original studies: the first one in South of France to show SIC can contribute to CO<sub>2</sub> emissions from soil incubation in topsoils and in subsoils, the second one in Tunisia to test how temperature could affect the contributions of SOC and SIC to the CO<sub>2</sub> emitted from a calcareous soil.

## Material and methods

**French soils:** Two cultivated Fluvisol with two contrasted SOC contents in topsoils, 19 and 9 g SOC kg<sup>-1</sup> soil, but similar SIC content, about 64 g SIC kg<sup>-1</sup> soil, were incubated for 28 days at 20°C. In subsoils (10-30, 70-100 and 160-180 cm) the SOC contents were not different between the two soils. The CO<sub>2</sub> and <sup>13</sup>CO<sub>2</sub> emitted from soil samples were directly measured on the gas inside the incubation jars with a micro chromatographer coupled with a mass spectrometer.

**Tunisian soils:** A cultivated Calcari-Leptic Cambisol Tunisian topsoil (0-10 cm) which contains 66 g C kg<sup>-1</sup> soil with 44 g SIC kg<sup>-1</sup> soil was incubated at 4 temperatures (20, 30, 40 and 50°C) for 28 days. In order to determine its <sup>13</sup>C natural isotopic abundance, the CO<sub>2</sub> emitted from soil samples and trapped in NaOH was precipitated as BaCO<sub>3</sub> by adding BaCl<sub>2</sub> (20 mL, 0.5 M). The BaCO<sub>3</sub> precipitates were analysed for their carbon isotope abundance.

The contribution of SIC and of SOC to the total amount of CO<sub>2</sub> emitted can be calculated using the standard isotope dilution equation in a first approximation

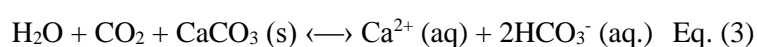
$$\delta^{13}\text{C}_{\text{CO}_2(t)} = f \cdot \delta^{13}\text{C}_{\text{CO}_2\text{-SIC}} + (1 - f) \cdot \delta^{13}\text{C}_{\text{CO}_2\text{-SOC}}$$

This isotopic method has often been applied by implicitly assuming that the  $\delta^{13}\text{C}$  of SIC-derived  $\text{CO}_2$  ( $\delta^{13}\text{C}_{\text{CO}_2\text{-SIC}}$ ) is equal to the  $\delta^{13}\text{C}$  of SIC ( $\delta^{13}\text{C}_{\text{SIC}}$ ) and that of SOC-derived  $\text{CO}_2$  ( $\delta^{13}\text{C}_{\text{CO}_2\text{-SOC}}$ ) is equal to the  $\delta^{13}\text{C}$  of SOC ( $\delta^{13}\text{C}_{\text{SOC}}$ ).  $\text{CO}_2$  emission from SIC or SOC is prone to induce isotopic fractionation at various steps but we assumed that this phenomenon is limited in our case (Chevallier et al. 2016).

## Results and discussion

Whatever the soils and the measurement method, alkali traps or gas analysis, the  $\delta^{13}\text{C}$  signature of  $\text{CO}_2$  emitted from soils differed significantly from that of the SOC. In French soils, the  $\text{CO}_2$  emissions were  $^{13}\text{C}$ -enriched by around 5‰ to 13‰ compared to the SOC and were therefore shifted towards the  $\delta^{13}\text{C}$  signatures of SIC, especially at high soil depth (Fig. 1). The range of  $\delta^{13}\text{C}$  signatures of gas samples did not evolve with time more than 2‰. In Tunisian soils, there are also  $\text{CO}_2$  emissions  $^{13}\text{C}$ -enriched compared to SOC, especially at 40 and 50°C, but this enrichment decreased dramatically with time. This high enrichment by 5 to 13‰ in  $^{13}\text{C}$  of the total  $\text{CO}_2$  emissions compared to the SOC was opposite to the isotopic fractionation factors predicted between SOC and  $\text{CO}_2$  derived from SOC (e.g. Schweizer et al. 1999). Such an increase in  $\delta^{13}\text{C}$  of the  $\text{CO}_2$  emissions cannot be explained without the contribution of an external C pool with high  $\delta^{13}\text{C}$ . It likely signed a contribution of SIC, with  $\delta^{13}\text{C}_{\text{SIC}}$  higher than  $\delta^{13}\text{C}_{\text{SOC}}$ , to the  $\text{CO}_2$  emitted from soils (e.g. Stevenson and Verburg, 2006). Literature data ranged the contribution of SIC to total  $\text{CO}_2$  emissions from 0.1 to 0.4 in dry conditions (Inglima et al., 2009). Our data showed high values from 0.15 to 0.7 especially at 40 and 50°C and in soil sampled at higher depth than 70 cm.

As expected,  $\text{CO}_2$  emissions from soil increased with increasing temperature and are higher in topsoils than in subsoils (Fig. 2). This increase was generally attributed to a stimulation of SOC decomposition with temperature (Hamdi et al. 2013) and to a potential SOC mineralization decrease with depth as SOC contents and microbial biomass also decrease with depth (Fang and Moncrieff, 2005). There is a negative correlation between the amount of  $\text{CO}_2$  emitted and  $\delta^{13}\text{C}$  values, except at high temperature. At incubation temperature under 30°C, the SOC seems to be the main contributor to the increasing amount of evolved  $\text{CO}_2$ , even if the calculated amounts of SIC-derived  $\text{CO}_2$  could be high in topsoils (Fig. 2). In the other hand, the low  $\delta^{13}\text{C}$  values of emitted  $\text{CO}_2$  in subsoils signed a high contribution of SIC to  $\text{CO}_2$  (0.7) but did not represent high amounts of total emitted  $\text{CO}_2$  from SIC (Fig. 2). The  $\text{CO}_2$  emissions from SIC seemed to be stimulated by SOC decomposition (Fig.3). The isotope exchanges between SIC- and SOC-derived  $\text{CO}_2$  could explain that  $\delta^{13}\text{C}$  signatures of  $\text{CO}_2$  emissions were not the equal to the  $\delta^{13}\text{C}$  signatures of the SOC. The dynamics of SOC and SIC can be closely linked according to the equation:

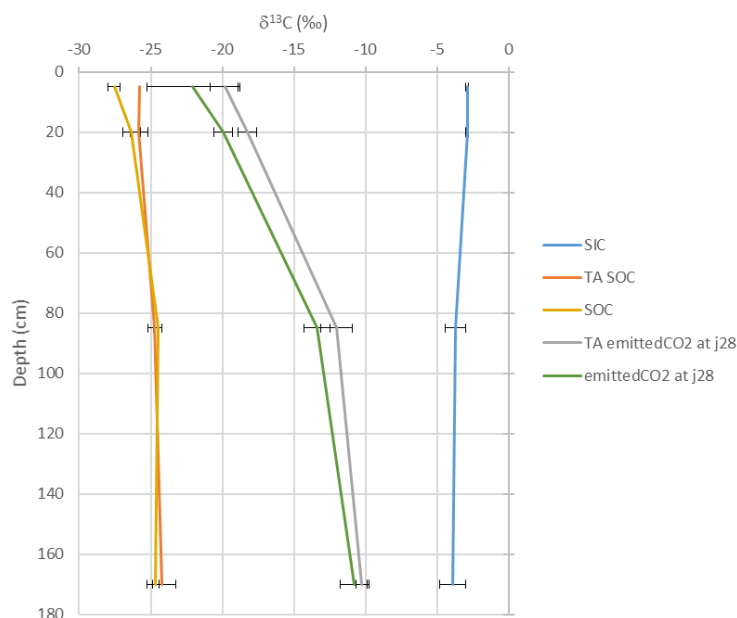


This equation illustrates the possible exchange pathways of C between SOC-derived  $\text{CO}_2$  and SIC-derived bicarbonate. In such a scheme, going back and forth,  $\text{CO}_2$  emitted by SOC can replace and

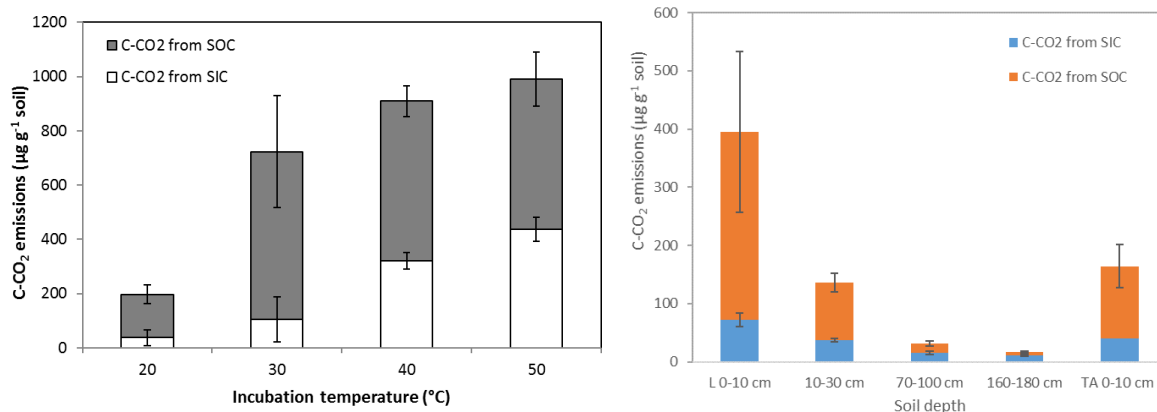
displace SIC carbonate, which would generate "SIC-labelled" CO<sub>2</sub>. The SOC-derived CO<sub>2</sub> is likely to be the essential factor in the dissolution of SIC in the absence of additional H<sup>+</sup> sources. The CO<sub>2</sub> emissions would also be labeled SIC even though they were entirely dependent on SOC mineralization. In other words, an increase in the SIC signature of emitted CO<sub>2</sub> does not directly imply an additional contribution of SIC as a source of CO<sub>2</sub>.

At high temperatures, other equilibrium seems to occur. The CO<sub>2</sub> emissions from SIC seemed to be stimulated by additional mechanism than solely SOC decomposition (Fig.3). The increase in CO<sub>2</sub> emissions came along with an increase of the  $\delta^{13}\text{C}$  signature of the emitted CO<sub>2</sub>. The CO<sub>2</sub> emissions from SIC seemed to be stimulated by temperature. A higher dissolution of SIC is not the explanation as solubility of CO<sub>2</sub> in water decreases with increasing temperature. Isotopic fractionation factors between SIC and SIC-derived CO<sub>2</sub> are temperature dependent, being greatest at low temperatures (Bottinga, 1969). This could explain a part of the increase in  $\delta^{13}\text{C}$  emitted CO<sub>2</sub> without the need for invoking a higher amount of CO<sub>2</sub> from SIC with temperature.

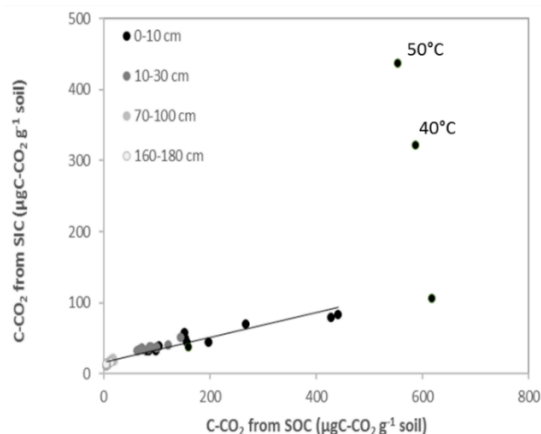
Although the qualitative SIC contribution to emitted CO<sub>2</sub> from soils incubated in lab suffers low doubt, this study confirms that quantitative appraisal and assignment are far from being straight forward. Increasing soil temperatures seem to modify dramatically the apparent SIC dynamics. Due to the complexity and diversity of involved phenomena additional information is needed to unravel the mechanisms underlying the effects of temperature on quantity and signature of emitted CO<sub>2</sub>.



**Fig. 1**  $\delta^{13}\text{C}$  (‰) profil of SOC and SIC and the CO<sub>2</sub> emitted from 2 soils with similar SIC contents but different SOC contents after 28 days (21-28 days).



**Fig. 2** Cumulative C-CO<sub>2</sub> emissions from soil organic carbon (SOC) and from soil inorganic carbon (SIC) during 28 days of incubations at different temperatures and soil depth. L 0-10 cm and TA 0-10 cm are two top soils with similar SIC contents but different SOC contents.



**Fig. 3** Relationship between cumulated CO<sub>2</sub> from SIC and SOC of all the soils sampled after 28 days of incubation.

## References

- Bernoux, M., et al., CO<sub>2</sub> emissions from liming of agricultural soils in Brazil. *Global Biogeochemical Cycles*, 2003. 17(2): p. 1049
- Bottinga, Y., 1969. Calculated fractionation factors for carbon and hydrogen isotope exchange in the system calcite-carbon dioxide-graphite-methane-hydrogen-water vapor. *Geochimica et Cosmochimica Acta* 33, 49-64
- Chevallier, T., et al., 2016 Temperature dependence of CO<sub>2</sub> emissions rates and isotopic signature from a calcareous soil. *Journal of Arid Environments*, 135: p. 132-139.
- Emmerich, W.E., 2003. Carbon dioxide fluxes in a semiarid environment with high carbonate soils. *Agricultural and Forest Meteorology* 116 91-102.

- Fang, C. and J.B. Moncrieff, 2005 The variation of soil microbial respiration with depth in relation to soil carbon composition. *Plant and Soil*. 268: p. 243-253.
- Grinand, C., et al., 2012 Prediction of soil organic and inorganic carbon contents at a national scale (France) using mid-infrared reflectance spectroscopy (MIRS). *European Journal of Soil Science*. 63: p. 141-151.
- Gocke, M., et al., 2011. Carbonate recrystallization in root-free soil and rhizosphere of *Triticum aestivum* and *Lolium perenne* estimated by C-14 labeling. *Biogeochemistry* 103, 209-222.
- Hamdi, S., et al., 2013. Synthesis analysis of the temperature sensitivity of soil respiration from laboratory studies in relation to incubation methods and soil conditions. *Soil Biology and Biochemistry* 58, 115-126.
- Inglima, I., et al., 2009. Precipitation pulses enhance respiration of Mediterranean ecosystems: the balance between organic and inorganic components of increased soil CO<sub>2</sub> efflux. *Global Change Biology* 15, 1289-1301.
- Schweizer, M. et al., 1999. Isotopic (<sup>13</sup>C) fractionation during plant residue decomposition and its implications for soil organic matter studies. *Rapid Communications in Mass Spectrometry* 13, 1284-1290.
- Stevenson, B.A., Verburg, P.S.J., 2006. Effluxed CO<sub>2</sub>-C-13 from sterilized and unsterilized treatments of a calcareous soil. *Soil Biology and Biochemistry* 38, 1727-1733.