



Food and Agriculture
Organization of the
United Nations

EUROPEAN PRICE REPORT



Issue 11/2019 November 2019

Latest trends

Typically, November is quite a busy month for seafood as buying picks up in preparation for the Christmas period and prices tend to increase. This year, however, the European market is surprisingly quiet and price movement has been limited so far. Broad economic uncertainty surrounding the Brexit situation and the US-China tariff discussions appear to be overshadowing the market and buyers are adopting a wait-and-see approach. In China, however, the uncertain environment has not delayed the start of purchases for the Chinese New Year festivities to a significant extent, and this will soon push their European counterparts into securing supplies. The combination of factors is likely to see European buyers making some hasty purchases at very high prices next month.

GROUND FISH

Due to bad weather, groundfish production in the Northern part of the continent is quite limited at present. Prices are very high and are likely to stay this way well into the New Year.

Cod production is declining in Europe due to catch restrictions. For the first time in history Baltic cod fisheries were closed this summer, and they will remain closed for the remainder of 2019.

Index for prices

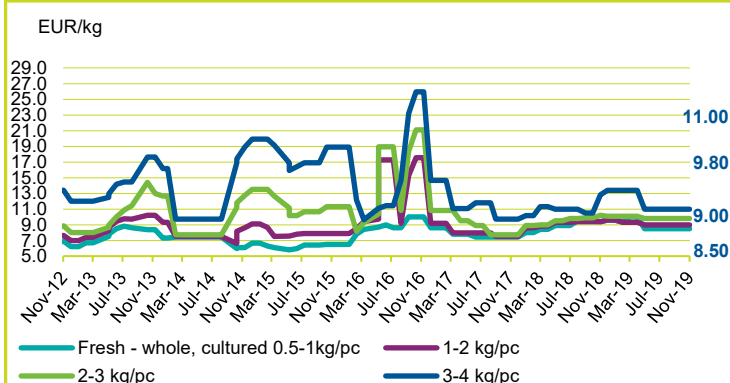
| | |
|-------------------------|----|
| Groundfish | 10 |
| Flatfish | 11 |
| Tuna | 12 |
| Small Pelagics | 12 |
| Cephalopods | 13 |
| Crustaceans | 14 |
| Bivalves | 16 |
| Salmon | 16 |
| Trout | 17 |
| Freshwater fish | 17 |
| Non Traditional Species | 17 |
| Seabass-Seabream-Meagre | 18 |

The **European Fish Price Report**, based on information supplied by industry correspondents, aims to provide guidance on broad price trends. Price information is indicative and should be used only for forecasting medium- and long-term trends. FAO is not responsible for any errors or omissions.

Cod catches in the Atlantic are also declining. As a result, Norwegian exports of traditional cured products have declined sharply. In the first nine months of 2019, Norway exported some 26 000 tonnes of dried cod, a decline of 3 500 tonnes compared with 2018. Salted cod exports from Norway during the same period also declined from 20 000 tonnes to 15 000 tonnes. Norway has been replacing cod with other groundfish species, and exports of other dried groundfish products increased from 35 000 tonnes from January to September 2017 to 40 000 tonnes in the same period of 2019, offsetting the shortfall in cod volumes. The cheaper dried products are primarily directed to developing countries, with the Dominican Republic, Brazil and the Democratic Republic of the Congo accounting for the majority. Developed countries, especially Portugal and Italy, are still limiting their imports to cod despite the higher prices.

There is very limited supply of wet-salted cod fillets from frozen raw material (*Gadus microcephalus*) on South European markets, and over recent months the increase in prices has dampened demand from Italian importers. Similarly, there has been very limited supply of wet-salted cod fillets (*Gadus morhua*) from fresh raw material of Faroes and Icelandic origin, and the poor fishing has delayed producer contract negotiations.

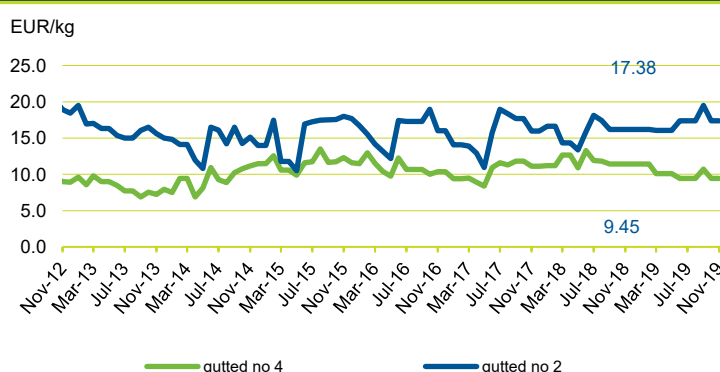
TURBOT - in Spain, origin: Spain



In the Spanish cultured turbot market, supplies and prices remain stable. In the Alaska pollock market in Moscow, prices have been stable, but they have been increasing in Vladivostok.

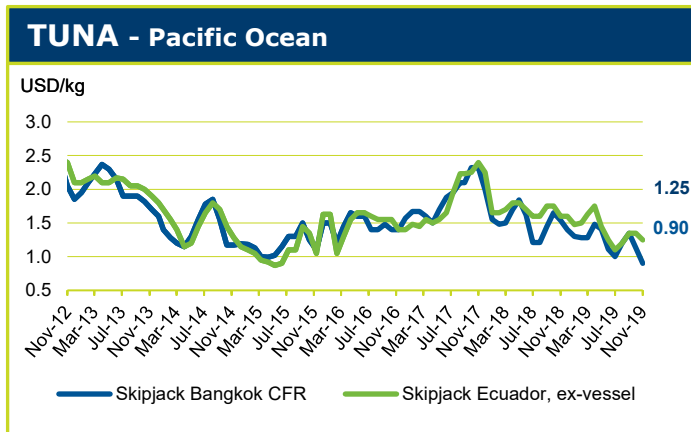
Dutch sole prices have increased for big sizes by almost 7 percent from November 2018 to November 2019, reaching EUR 17.38 per kg. In contrast, smaller sole sold at EUR 9.45, a sharp 18 percent decline from last year. The price differential between the #2 and #4 sizes is now almost EUR 2, a significantly more pronounced divergence than is typically seen.

Sole - origin: Netherlands



TUNA - BILLFISHES

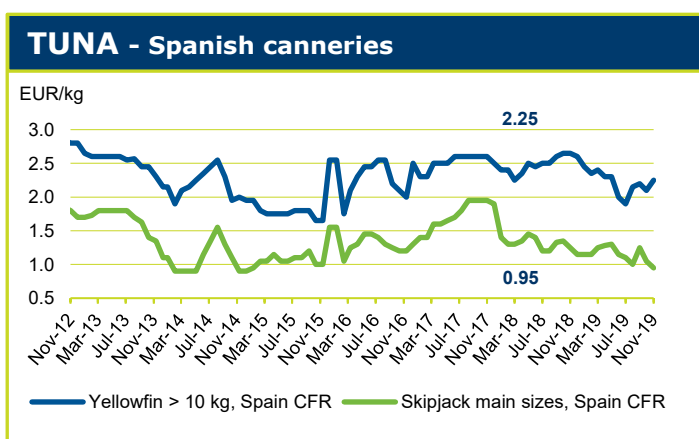
Demand for canned tuna remains weak, and this is translating into extremely low skipjack prices. In Bangkok, skipjack prices have now dropped as low as USD 0.90 per kg, levels which haven't been since October 2009. There is substantial market uncertainty at present and further skipjack price declines are likely. Yellowfin prices should rise slightly, however, due to the fishing ban in the Indian Ocean.



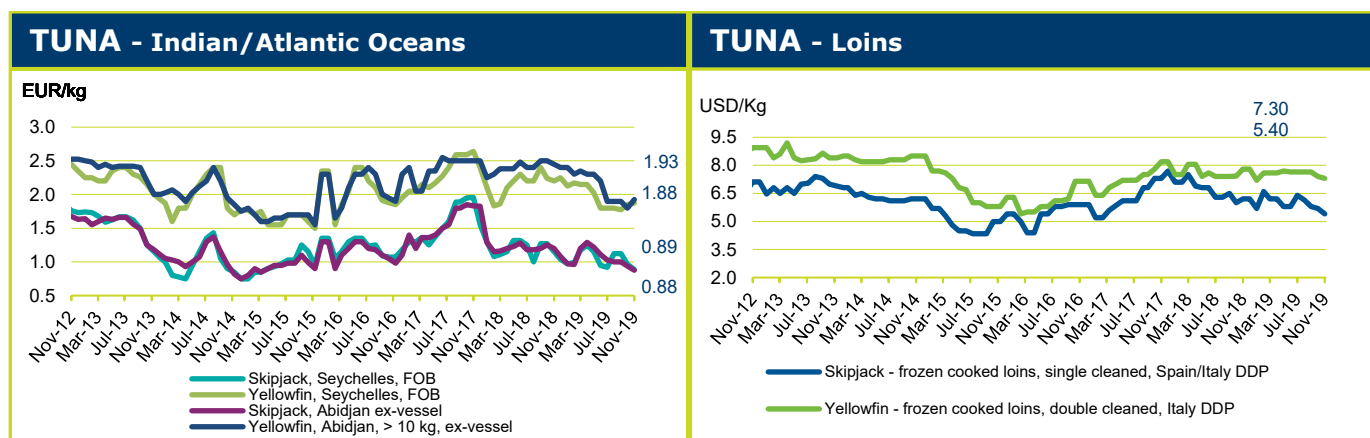
Fishing in the Western and Central Pacific is reported to have slowed down recently. However, after last month's good catches, there are numerous carriers arriving in Thailand this month and the port is expected to become congested. Raw material inventories at Thai canneries remain healthy. Skipjack prices have continued their sharp decline to a level which has not been seen for several years.

Both catch rates and raw material inventories at local canneries in the Indian Ocean remain moderate. However, fishing effort continues to be reduced as more vessels tie up after exhausting the yellowfin quota. Skipjack prices continue to fall while yellowfin price have increased slightly due to low catches.

The second 2-month IATTC 'veda' closure in the Eastern Pacific has been in force since 9 November. About 58 percent of the fleet has opted to tie up for this period. Catch rates are reported to be moderate for the boats that are still fishing. Raw material inventories at local canneries remain healthy, with carriers arriving from the Indian and Western and Central Pacific Ocean. Skipjack prices have fallen despite limited production, following the downward price trend in Thailand. At this price level, fishing becomes uneconomical and vessels stay in port. Meanwhile, yellowfin prices are stable.



Catches in the Atlantic Ocean have slowed down to moderate-to-poor, although material inventories at local canneries remain healthy. Skipjack prices have fallen again while yellowfin prices have moved up due to the poor catches.



The European price for skipjack continues to fall, but yellowfin prices have rebounded due to the poor catch situations in both the Indian and Atlantic Oceans. The market price for cooked, double cleaned yellowfin loins has fallen.

SMALL PELAGICS

Good stocks of spring herring have been reported in the Norwegian Sea, though the fish are reportedly staying deep. Prices for spring-spawning herring are averaging NOK 4.26 per kilogram in 2019, compared with NOK 4.73 per kg at this stage in 2018. This is a consequence of poor demand.

Norway exported 38 800 tonnes of herring valued at NOK 357 million (EUR 35.2 million) in October 2019. This was a volume increase of 116 percent and a value increase of 91 percent compared with October last year. So far this year, Norway has exported 216 000 tonnes of herring worth NOK 1.9 billion (EUR 187.4 million), representing a 10 percent increase in volume and a 5 percent decline in value year-on-year.

Nigeria and Egypt were the largest markets for Norwegian whole frozen herring in October 2019, taking advantage of a lower average price compared with 2018. Underlying record herring export volumes was a doubling of Norwegian catches compared with October last year.

Norway also exported 66 000 tonnes of mackerel worth NOK 1.3 billion (EUR 128.3 million) last month, with the volume down 14 percent and the value rising 2 percent. In the first 9 months of the year, Norway exported 173 000 tonnes of mackerel for NOK 3.1 billion (EUR 305.9 million), a 2 percent increase in volume and a 26 percent increase in value. Japan was the largest market for Norwegian mackerel in October.

Herring demand and prices were reportedly stable in Moscow, while some upward price movement was reported in Vladivostok.

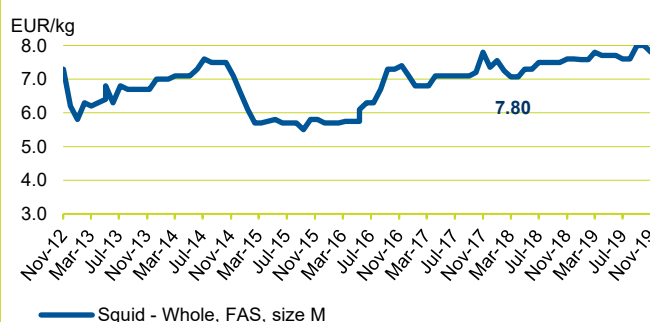
CEPHALOPODS

Due to limited production, squid prices are exceptionally high at present. Little additional supply is entering the market and prices are expected to rise further over the coming weeks. Peru managed to export higher quantities during the first nine months of 2019 (284 000 tonnes), however, 47 percent up compared with the same period in 2018. China is the main importer of squid from Peru, and doubled its imports compared with the same period last year. Spain, the second largest importer of squid from Peru, reported 10 percent higher imports over the same timeframe for a total of 56 400 tonnes. Spanish importers have been replacing Argentine squid with Peruvian product.

Due to the current fishing ban on South African squid fishing, set to continue until late November, there is practically no inventories of squid left in the country. Prices are very high, especially for the larger sizes.

Supplies of octopus continue to increase in all regions in Indonesia and raw material prices have decreased. Yemen also reports lower prices for octopus, despite low landings. For octopus from Mauritania and Morocco, prices remain steady at their present high levels. Good demand is reported for cuttlefish, with stable prices.

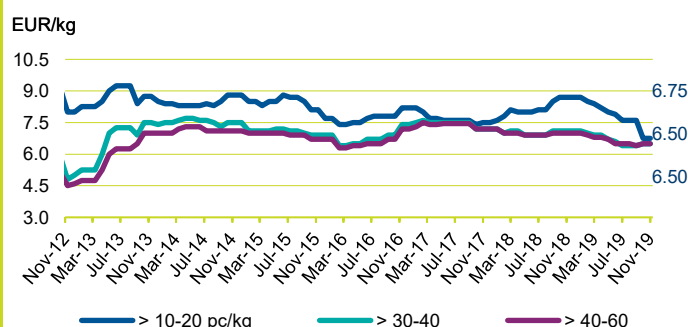
SQUID - in Italy, origin: South Africa



CRUSTACEANS

Reports from INFOFISH Shrimp Conference in Bangkok (12-14 November 2019) have emphasised strong demand for shrimp in the Chinese domestic market. More than 700 000 tonnes are imported every year and the trend is increasing. China purchases shrimp from a wide array of suppliers, led by India and Ecuador but with Argentina expanding its share.

ARGENTINA RED SHRIMP - origin:

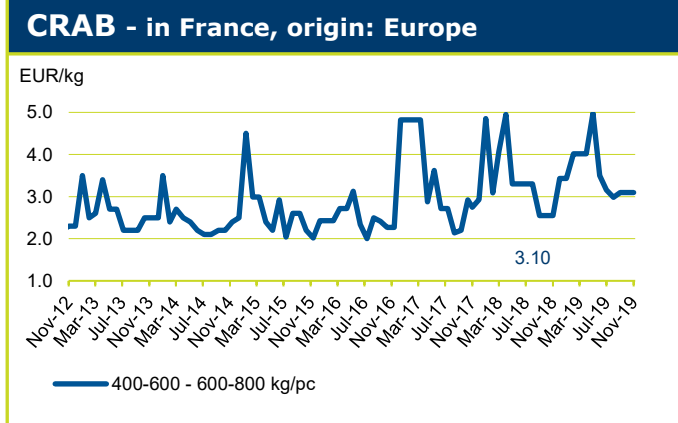


The shrimp fishing season in Argentina is ending, and results have been variable. September was a particularly bad month because of the poor weather conditions. Demand in China has picked up, and most shipments from Argentina are now destined for the Chinese market.

With the Christmas campaign approaching and in light of Chinese competition, customers in Europe are starting to lose their caution and are trying to secure the volumes necessary for their sales campaigns. As a result, prices are expected to pick up soon.

The current raw material situation for shrimp in Indonesia remains steady. Raw material prices have fallen slightly lately, especially in Banyuwangi.

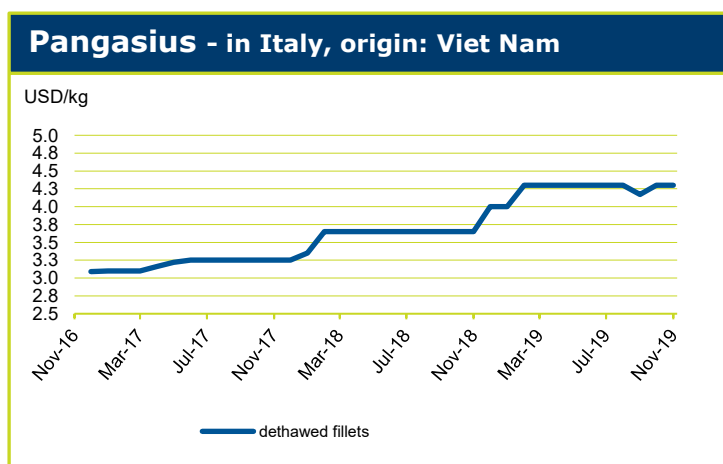
Prices for British brown crab have come down with a bump from the highs achieved on the back of Chinese buying last year. Export prices have fallen by a third compared with 2018, from USD 9.00-9.50 per kg, whole round, frozen brown crab, to USD 6.00-6.50 per kg. Meanwhile, crab prices in the French market were stable at EUR 3.10 per kg, compared with EUR 2.55 per kg in November 2018.



European lobster prices are firm as fishing winds down. Further price hikes are expected over the Christmas period.

FRESHWATER FISH

Pangasius has lost market share in several European countries in recent years, especially in Spain. However in 2019, there were timid recovery. In the first eight months of the year, some 4 400 frozen pangasius were imported into Spain, 10 percent more than in the same period of 2018, but still some 2 300 tonnes below the corresponding 2017 figure. Prices reported a steady increase from 2017 to November 2019.

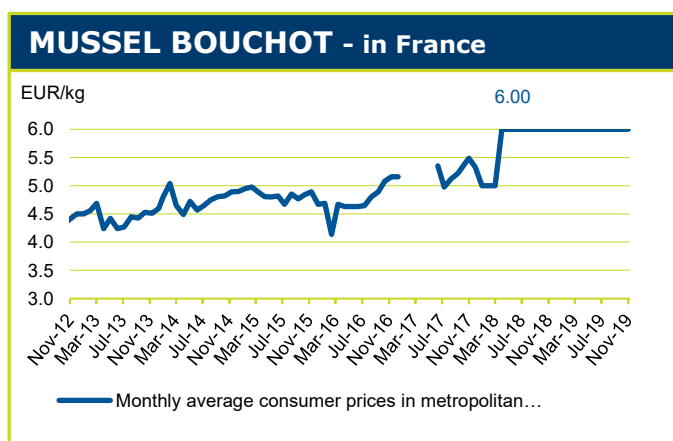


In the UK, however, the situation is different. The high price of cod has led fish and chips producers to switch to pangasius as a cheaper replacement. In the first eight months of the year, total imports of frozen pangasius fillets into the UK reached 10 000 tonnes, a 44 percent increase over the corresponding period of last year. Viet Nam accounted for 96 percent of these imports. The average unit value of this product in the UK market increased from USD 3.40 per kg in 2017, to USD 3.70 in 2018 and USD 4.20 in 2019.

BIVALVES

A wide range of mussels are available on the French market at this time of year with French Bouchot and Rope as well as Dutch bottom and Spanish rope mussels. Wholesale prices are reportedly stable.

Peruvian scallop production and exports recovered in 2019. During the first nine months of the year Peru reported exports to France of almost 3 000 tonnes, compared with 900 tonnes during the same period of 2018. At the same time, the unit value of scallops on the French market dropped from USD 13.50 per kg to USD 10.00 per kg.



The oyster season is starting to pick up again in France as we approach the year-end festivities. There may be a shortage of #2 oysters and a higher availability of #4.

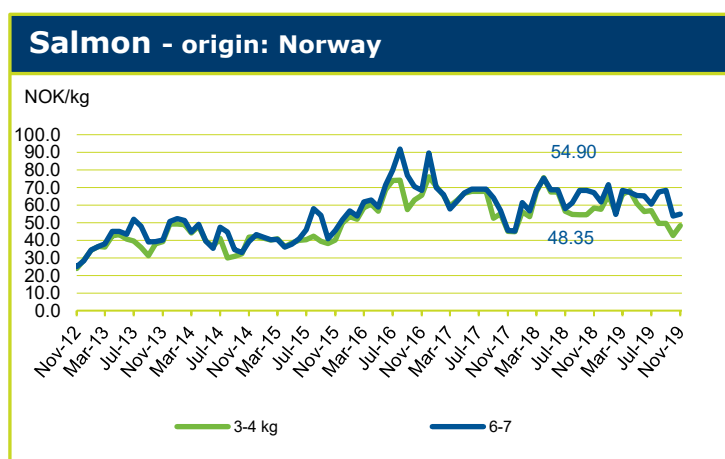
SALMON

Prices for farmed Atlantic salmon from Norway have rebounded somewhat in November, after reaching multi-year lows last month. This decline was the result of higher than expected harvests in the early autumn, caused initially by good growth and biomass build-ups and subsequently by increased sea lice levels.

Overall, feed sales in Norway were reportedly 12 percent higher in the first 8 months of 2019 compared with the same period in 2018 while harvests were only 5 percent higher. This is indicative of pressure on regulatory biomass limits, which prompts farmers to increase harvesting activity to ensure these limits are not breached. Sea lice pressure also forces harvests but tends to translate into reduced harvest weights and biomass potential is consequently reduced. The net effect has been to tighten the supply-demand balance as end-of-year demand begins to bite.

Fish Pool Index prices for head-on, gutted Atlantic salmon out of Norway were at NOK 51.02 per kg as of week 45, 5 percent higher than the previous week but some 8 percent below the same week in 2018. According to the latest report from the Norwegian Seafood Council (NSC), these relatively lower price levels meant that a 14 percent increase in Norwegian Atlantic salmon export volume in October, to 117 000 tonnes, equated to an increase in value of only 4 percent, to NOK 6.7 billion. From January to October, Norwegian exports totalled 922 000 tonnes worth NOK 59 billion, increases of 7 percent and 6 percent respectively.

In the UK, export prices for Scottish farmed Atlantics were at around GBP 4.70 per kg in week 46 for 4-5 kg fish, around GBP 1 less than the same week in 2018. Recent trade reports suggest that EU markets accounted for the highest share of UK salmon exports in 4 years in the first half of 2019, in contrast to Norway which has been directing more salmon to the booming Chinese market.



The biomass reduction in Norway has seen more optimistic revisions to farmed Atlantic salmon price forecasts for 2020, as reflected in forward prices at Fish Pool. Prices are now expected to reach the low NOK 60s per kg by the end of 2019 and then to continue climbing up until a peak in mid-2020. Estimates for global production growth in 2020 now range from 3.7 percent to around 5 percent, equating to a total harvest of some 2.5 to 2.7 million tonnes.

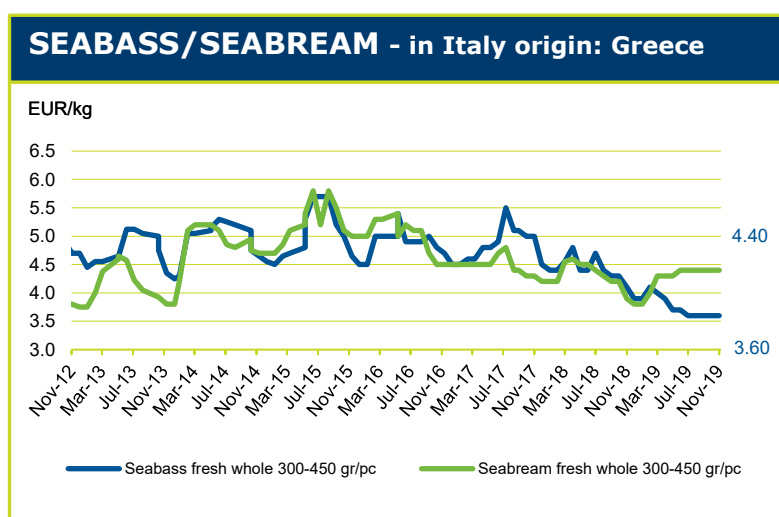
TROUT

Trout production in Norway has mirrored salmon in 2019, with good growth conditions leading to higher than expected harvests, but the overall supply increase has been much higher in the case of trout. According to the NSC, Norway exported 6 700 tonnes of trout worth NOK 375 million in October, increases of 46 percent and 30 percent respectively. For the first 10 months for the year, the cumulative totals were 47 000 tonnes (+31 percent) worth NOK 3 billion (+25 percent).

SEABASS SEABREAM

Prices for farmed bass and bream are largely unchanged this month on European markets, with bass prices still languishing well below those for bream. In fact, prices for Greek origin bream on the Italian market are significantly higher this year than last, with 300-450 g fish selling at EUR 0.50 per kg more this November than in the same month in 2018. Seabass, however, remains at multi-year lows.

Demand is likely to remain seasonally weak until the 2nd quarter of 2020. In other news, the long delayed deal for the dual acquisition of Nireus and Selonda was finally approved by the European Commission this month. The owners of bass and bream producer Andromeda have now acquired majority stakes in the two Greek aquaculture companies.





| Fish Species | Product Form | Grading | Price per kg | | | Reference | Origin |
|---------------------------------------------------------------------------------------|------------------------------------------------------------------------|-----------------------------------------------|------------------------------------------|----------------------------------------------------|-----|---------------------------------------|----------------|
| Trade Name | | | As stated | EUR | USD | & Area | |
| GROUND FISH | | | | | | | November 2019 |
| Cod/Cabillaud, Morue/ Bacalao <i>Gadus morhua</i> | Fresh gutted | | 1,88 | 2,07 | | Poland FOB | Baltic Sea |
| | IQF portion, single frozen | 100-150 g/pc | 8,55 | 9,41 + | | Italy CIF | Iceland |
| | Fresh - fillet | 50-100 g/pc | 4,00 | 4,40 | | CPT | Belgium |
| | | 100-200 | 5,00 | 5,50 | | | Denmark |
| | | 200-400 | 9,00 | 9,91 = | | | |
| | Fresh - Whole | 1-2 kg/pc | 6,11 | 6,73 = | | | |
| | | 2-4 | 7,69 | 8,46 = | | | |
| | Fresh gutted | 2-3 kg/pc | 6,27 | 6,90 | | | |
| | | 50-100 g/pc | 4,31 | 4,74 = | | | Poland |
| | Fresh - fillet | 100-200 g/pc | 5,03 | 5,54 = | | | |
| | | 200-400 | 5,76 | 6,34 = | | | |
| | Fillet- IQF | 500-1000g/pc | 4,20 | 4,62 - | | | FCA |
| | | | 4,45 | 4,90 = | | CIF | |
| | Fillet - wet salted - 1st quality produced from fresh raw material | 700-1000 g/pc | 9,30 | 10,24 - | | DDP | Iceland |
| | Portion single frozen, 10% glaze | 100-150 g/pc | 8,25 | 9,08 | | CIF | |
| | Stockfish | 700 g/pc | 27,00 | 23,00 = | | DDP | Norway |
| | | 60-80 g/pc | 31,70 | 34,89 | | FCA | |
| <i>Gadus macrocephalus</i> | Fillet - wet salted - 1st quality produced from frozen raw material | 400-700 g/pc | 8,90 | 9,80 - | | CIF | Denmark |
| Hake/Merlu/Merluza <i>Merluccius capensis</i> | Minced block | | 1,83 | 2,01 | | Namibia FOB for Spanish market | Namibia |
| | IQF portion, trapeze | 90-110 g/pc | 7,55 | 8,31 + | | Italy CIF | |
| <i>Merluccius merluccius</i> | Fresh - whole | 100-200 g/pc | 4,57 | 5,03 = | | CPT | Croatia |
| | | 200-300 | 5,05 | 5,56 = | | | |
| | Fresh - gutted | 200-300 g/pc | 4,45 | 4,90 = | | | |
| | | 300-400 | 5,91 | 6,50 = | | | |
| <i>Merluccius productus</i> | Fillet, PBO | | 2,91 | 3,20 | | Spain EXW | USA |
| | Minced block | | 1,91 | 2,10 | | | |
| Alaska pollack/Lieu de l'Alaska/Colin de Alaska <i>Theragra chalcogramma</i> | H&G | >25 | 1,63 | 1,79 + | | Russian Fed, wholesale Vladivostok | Russian Fed. |
| | | >30 | 0,81 | 0,89 | | | |
| | | >25 | 1,90 | 1,28 + | | wholesale Moscow | |
| Haddock/Eglefin/Eglofino <i>Melanogrammus aeglefinus</i> | H&G | < 0,8 kg/pc | NOK 22,00 | 2,18 2,40 | | Sweden FCA | Norway |
| Ling/Lingue franche/ Maruca <i>Molva molva</i> | Fillet - wet salted Produced from fresh raw material 1st quality | 1-1,5 kg/pc | 5,70 | 6,27 = | | Italy DDP | Faeroe Islands |
| Monkfish/Baudroie/ Rape <i>Lophius spp.</i> | Fresh - Tail | < 0,3 kg/pc 0,3-0,5 0,5-1 1-2 > 2 | 8,48 10,22 11,67 11,56 11,56 | 9,33 = 11,25 = 12,84 = 12,72 = 12,72 = | | Italy CPT | UK |
| | Fresh - whole | 0,5-1 kg/pc 1-2 | 5,78 6,00 | 6,36 = 6,60 = | | FCA | France |
| John Dory/ Saint Pierre Pez de San Pedro <i>Zeus faber</i> | Fresh whole | 1-2 kg/pc 2-3 | 18,00 21,00 | 19,81 - 23,11 = | | France wholesale | France |
| | Fresh - gutted | 600-800 g/pc 800-1000 1000-2000 | 9,90 8,23 8,23 | 10,90 9,06 = 9,06 = | | Italy CPT | Senegal |
| | Fresh- whole headless | small medium big | 0,80 3,20 4,10 4,60 | 0,88 = 3,52 = 4,51 = 5,06 = | | Mauritania FOB for European market | Mauritania |



| Fish Species | Product Form | Grading | Price per kg | | | Reference | Origin |
|-------------------------------------------------------------------------------------------------------------------------|----------------------------------------------|----------------|--------------|---------|---------------------------------------|---------------------------------------|----------------|
| Trade Name | | | As stated | EUR | USD | & Area | |
| FLATFISH | | | | | | | November 2019 |
| Turbot/Rodaballo <i>Psetta maxima</i> | Fresh - whole farmed | 0,5-1 kg/pc | | 8,50 | 9,36 = | Spain CIF | Spain |
| | | 1-2 | | 9,00 | 9,91 = | | |
| | | 2-3 | | 9,80 | 10,79 = | | |
| | | 3-4 | | 11,00 | 12,11 = | | |
| | Fresh - whole wild | < 0,5 kg/pc | | 9,50 | 10,46 | | Netherlands |
| | | 0,4-0,6 | | 8,45 | 9,30 | | |
| | | 0,8-1 | | 13,05 | 14,36 | | |
| | | 1-2 | | 16,40 | 18,05 | | |
| | | 2-3 | | 18,50 | 20,36 | | |
| | | 3-4 | | 19,80 | 21,79 | | |
| | | 4-6 | | 21,00 | 23,11 | | |
| | Fresh - whole farmed | 0,4-0,6 kg/pc | | 6,70 | 7,37 | Italy CPT | Spain/Portugal |
| | | 0,6- 0,8 | | 8,56 | 9,42 = | | |
| | | 0,8-1 | | 9,34 | 10,28 + | | |
| | | 1-1,5 | | 10,05 | 11,06 + | | |
| | | 1,5-2 | | 9,62 | 10,59 = | | |
| | | 2-2,5 | | 9,73 | 10,71 = | | |
| | | 2,5-3 | | 9,61 | 10,58 = | | |
| | 3-4 | | 10,53 | 11,59 | | | |
| | Fresh - whole | 0,5-1 kg/pc | | 12,25 | 13,48 | | Netherlands |
| | | 1-2 | | 13,75 | 15,13 | | |
| | | 2-3 | | 16,23 | 17,86 = | | |
| | | 3-4 | | 19,95 | 21,96 | | |
| | | > 4 | | 24,50 | 26,97 | | |
| | | Fresh - gutted | 0,7-1kg/pc | | 11,62 | | |
| | | 1-2 | | 16,63 | 18,30 = | | |
| Sole/Sole/ Lenguado <i>Solea vulgaris</i> | Fresh - whole wild | < 175 g/pc | | 7,25 | 10,80 | Spain CIF | |
| | | 170-200 | | 14,70 | 16,18 | | |
| | | 200-300 | | 15,80 | 17,39 | | |
| | | 200-250 | | 18,55 | 20,42 | | |
| | | 300-500 | | 20,40 | 22,45 | | |
| | | 400-500 | | 25,40 | 27,96 | | |
| | | 500-600 | | 21,30 | 23,44 | | |
| | 1 small | | 4,00 | 4,40 = | Mauritania FOB for European market | Mauritania | |
| | | 2 small | | 3,00 | | | 3,30 = |
| | | 3 small | | 2,30 | | | 2,53 = |
| 4 small | | | 1,90 | 2,09 = | | | |
| Medium | | 4,50 | 4,95 = | | | | |
| Fresh - whole wild | 200-300 g/pc | | 21,60 | 23,77 | | France | |
| | 300-400 | | 24,70 | 27,19 | | | |
| | No. 3 | | 13,24 | 14,57 = | | | |
| | No. 5 | | 9,50 | 10,46 = | | | |
| Italy CPT | | | | | | | |
| | | | | | | | |
| | | | | | | | |
| | | | | | | | |
| Sole/Sole/ Lenguado <i>Solea vulgaris</i> | Fresh - whole | No. 2 | | 15,80 | 17,39 = | Italy CPT | Netherlands |
| | | No. 3 | | 12,70 | 13,98 = | | |
| | | No. 4 | | 14,73 | 16,21 | | |
| | | No. 5 | | 9,21 | 10,14 = | | |
| | Fresh - gutted | No. 2 | | 17,38 | 19,13 = | | |
| | | No. 3 | | 12,69 | 13,97 = | | |
| | | No. 4 | | 9,45 | 10,40 = | | |
| | | No. 5 | | 9,21 | 10,14 = | | |
| European plaice/ Plie d'Europe/ Solla europea <i>Pleuronectes platessa</i> | Fresh - whole | 300-400 g/pc | | 5,55 | 6,11 | Spain CIF | |
| | | 400-600 | | 5,40 | 5,94 | | |
| | | > 600 | | 5,40 | 5,94 | | |
| | IQF, white skin-on, 25% glaze | No. 2 | | 5,95 | 6,55 + | Netherlands FOB for Italian market | |
| | | | | 6,20 | 6,82 + | | |
| European Flounder/ Flet d'Europe/ Platija europea <i>Platichthys flesus</i> <i>Scophthalmus rhombus</i> | Fresh - fillets skin-on skinless whole | Large | | 5,65 | 6,22 | Italy CPT | |
| | | Large | | 6,41 | 7,06 | | |
| | | | | 2,19 | 2,41 | | |
| | | | | 1,51 | 1,66 | | |
| | Fresh, whole | 500-1000g/pc | | 7,89 | 8,68 | FCA CPT | Denmark |
| | | 1000-2000 | | 11,42 | 12,57 | | |
| | | 500-1000g/pc | | 10,60 | 11,67 = | | |
| | | 1000-2000 | | 12,04 | 13,25 | | |
| | Fresh, gutted | 500-1000g/pc | | 10,60 | 11,67 = | | Netherlands |
| | | 1000-2000 | | 12,04 | 13,25 | | |



| Fish Species | Product Form | Grading | Price per kg | | | Reference | Origin |
|------------------------------------------------------------|----------------------------------------------------|----------------|--------------|---------|------------|---------------------------------|--------------------------------|
| Trade Name | | | As stated | EUR | USD | & Area | |
| TUNA/BILLFISHES | | | | | | | November 2019 |
| Tuna/Thon/Atún <i>Thunnus spp.</i> | Skipjack - whole | | 0.82 | 0.90 - | | Bangkok CFR | Western/Central Pacific Ocean |
| | | | 0.88 | 0.97 | | FOB | |
| | Skipjack - whole | | 1.13 | 1.25 - | | Ecuador | Eastern Tropical Pacific Ocean |
| | Yellowfin - whole | | 2.00 | 2.20 = | | ex-vessel | |
| | Skipjack - whole | | 0.89 | 0.97 - | | Seychelles | Indian Ocean |
| | Yellowfin - whole | | 1.88 | 2.06 + | | FOB | |
| | Skipjack - whole | | 0.88 | 0.96 - | | Abidjan | Atlantic Ocean |
| | Yellowfin - whole | > 10 kg | 1.93 | 2.12 + | | ex-vessel | |
| | Skipjack - whole | 1.8-3.4 kg/pc | 0.95 | 1.05 - | | Spain CFR | Various origins |
| | Yellowfin - whole | > 10 kg | 2.25 | 2.48 + | | | |
| | Skipjack - cooked & cleaned loins - vacuum packed | double cleaned | 4.90 | 5.40 - | | Italy DDP | Solomon Islands |
| | Yellowfin - cooked & cleaned loins - vacuum packed | double cleaned | 6.63 | 7.30 - | | | Kenya/Mauritius/Solomon Is. |
| | Skipjack | > 1.8 kg/pc | 1.09 | 1.20 | | Tunisia CFR | Seychelles |
| | | | 1.57 | 1.73 | | | Ghana |
| | Yellowfin- whole | > 10 kg | 2.25 | 2.48 + | | Spain DAT | Atlantic Ocean |
| | | 3-10 kg/pc | 1.77 | 1.95 | | | |
| | Yellowfin- frozen loins | | 6.64 | 7.32 | | DDP | Eastern Pacific |
| | Skipjack - whole | > 3.5 kg | 1.30 | 1.43 | | DAT | Atlantic Ocean |
| | Skipjack- frozen loins | | 4.88 | 5.37 | | DDP | Eastern Pacific |
| | Bigeye- frozen loins | | 5.98 | 7.10 | | | |
| | Bigeye- whole | > 10 kg | 2.23 | 2.45 | | DAT | Atlantic Ocean |
| Skipjack - whole | | 1.91 | 2.10 | | Europe CFR | Ecuador | |
| Yellowfin - pre-cooked loins | double cleaned | 4.99 | 5.50 - | | | | |
| | single cleaned | 4.54 | 5.00 - | | | | |
| Skipjack - pre-cooked loins | | 4.09 | 4.50 - | | | | |
| Swordfish/Espadon/ Pez espada <i>Xiphias gladius</i> | Fresh- whole | | 11.80 | 12.99 - | | France, wholesale | Atlantic |
| | Frozen- filet, vacuum | | 8.40 | 9.25 = | | | Spain |
| | Fresh - gutted | < 12 kg/pc | 9.43 | 10.38 | | Italy FCA | |
| | Whole Mediterranean | 13-18 | 7.02 | 7.73 | | | |
| | | 19-25 | 7.02 | 7.73 | | | |
| | | 26-35 | 7.01 | 7.72 | | | |
| | | Whole Atlantic | 19-25 | 8.62 | 9.49 = | | |
| | | 26-35 | 8.62 | 9.49 = | | | |
| | | 36-50 | 8.33 | 9.17 = | | | |
| | > 50 | 9.88 | 10.87 = | | | | |
| SMALL PELAGICS | | | | | | | November 2019 |
| Mackerel/Maquereau/ Caballa <i>Scomber scombrus</i> | Fresh - whole | | 2.85 | 3.14 | | Italy CPT | Belgium |
| | | | 2.65 | 2.92 | | | UK |
| | | | 1.15 | 1.27 | | | Croatia |
| | | | 2.82 | 3.10 - | | | Norway |
| | | | 2.10 | 2.31 - | | | France |
| | | 4-6 pc/kg | 2.67 | 2.94 | | | |
| | Fresh - Fillets butterfly cut | | 5.00 | 5.50 = | | | |
| | | 4.19 | 4.61 = | | | | |
| Mackerel/Maquereau/ Caballa <i>Scomber scombrus</i> | Whole | 3-4 pc/kg | 1.05 | 1.16 = | | Spain FOB | Spain |
| | | Large | 0.80 | 0.88 | | Mauritania FOB | Mauritania |
| | | Medium | 0.75 | 0.83 | | for European market | |
| | | Small | 0.75 | 0.83 | | | |
| Horse Mackerel/ Chincard/ Jurel <i>Trachurus spp</i> | Whole | > 24 cm/pc | 1.23 | 1.35 | | Morocco FOB for European market | Morocco |
| Herring/Hareng/Arenque <i>Clupeidae</i> | Fresh - fillet | | 2.77 | 3.05 - | | Italy CPT | Denmark |
| | Fresh - whole | 250-300 g/pc | 0.96 | 1.06 + | | Russian Fed. | Russian Fed. |
| | | > 350 | 1.52 | 1.67 | | wholesale Moscow | |
| | | 250- 300 g/pc | 0.69 | 0.76 - | | Russian Fed. | |
| | | > 300 | 0.86 | 0.70 + | | wholesale Vladivostok | |
| | | > 250 | 0.61 | 0.67 | | | |
| | 70-100 g/pc | 0.38 | 0.42 + | | Poland FOB | Baltic | |



| Fish Species | Product Form | Grading | Price per kg | | | Reference | Origin | |
|------------------------------------------------------------|-------------------------------------------------|-----------------|--------------|--------|-------|---------------------------------------|----------------|-------------------|
| Trade Name | | | As stated | EUR | USD | & Area | | |
| SMALL PELAGICS (cont.) | | | | | | November 2019 | | |
| Sprat/Sprat/Espadin <i>Sprattus sprattus</i> | Fresh - whole | | 0.14 | 0.15 | = | Poland FOB | Baltic | |
| Sardine/Sardine/ Sardina <i>Sardina pilchardus</i> | Fresh - whole | | 1.15 | 1.27 | = | Italy CPT | Croatia | |
| | | | 1.25 | 1.38 | | | Spain | |
| | | | 1.15 | 1.27 | = | | Italy | |
| | | | 2.07 | 2.28 | | | France | |
| | Fresh - fillet | | 4.89 | 5.38 | = | | FCA | UK |
| | | | 3.85 | 4.24 | = | | | Spain |
| | | | 3.80 | 4.18 | | | | Croatia |
| | | | 1.18 | 1.30 | + | | | Italy |
| | Whole, IQF, 3% glaze H& G | | 6.00 | 6.60 | | | | France- wholesale |
| Fresh- whole | 2.10 | 2.31 | = | France | | | | |
| Anchovy/Anchois/ Boquerón <i>Engraulis encrasicolus</i> | Fresh | | 3.10 | 3.41 | + | France - wholesale | | France |
| Horse Mackerel/ Chincard/ Jurel <i>Trachurus spp</i> | Fresh | > 250g | 4.20 | 4.62 | + | | | Europe |
| CEPHALOPODS | | | | | | November 2019 | | |
| Squid/Encornet/Calamar <i>Loligo spp.</i> | Whole | S (< 18 cm) | 6.00 | 6.60 | - | Italy CIF | South Africa | |
| | | M (18-25) | 7.80 | 8.59 | - | | | |
| | | L (25-30) | 8.85 | 9.74 | - | | | |
| | | XL (>30) | 8.85 | 9.74 | - | | | |
| | <i>Loligo vulgaris</i> | Fresh - whole | 100-300 g/pc | 16.45 | 18.11 | FCA | Morocco | |
| 300-400 | | | 12.50 | 13.76 | | | | |
| 400-600 | | | 14.04 | 15.45 | = | | | |
| 600-1000 | | | 13.50 | 14.86 | = | | | |
| | | | 12.30 | 13.54 | | Croatia | | |
| Squid/Encornet/Calamar <i>Loligo spp.</i> | Whole | 2 small | 3.85 | 4.24 | - | Mauritania FOB for European market | Mauritania | |
| | | 3 small | 3.65 | 4.02 | - | | | |
| | | 4 small | 3.50 | 3.85 | = | | | |
| | | small | 5.75 | 6.33 | - | | | |
| | | medium | 7.60 | 8.36 | = | | | |
| Octopus/Poulpe/Pulpo <i>Octopus vulgaris</i> | Whole - FAS | large | 8.40 | 9.25 | = | Morocco FOB, for Spanish market | Morocco | |
| | | T1 | 12.75 | 14.03 | | | | |
| | | T2 | 11.75 | 12.93 | | | | |
| | | T3 | 10.75 | 11.83 | | | | |
| | | T4 | 9.75 | 10.73 | | | | |
| Octopus/Poulpe/Pulpo <i>Octopus vulgaris</i> | Sushi slice | 7 g/pc | 13.44 | 14.80 | = | Europe CFR | Indonesia | |
| | | 100% net weight | 9 | 14.16 | 15.60 | | | - |
| | boiled cut | | | 7.08 | 7.80 | | | - |
| | | | | | | | | |
| | Flower type | 1-2 kg/pc | | 5.90 | 6.50 | | | - |
| | | 90% net weight | >2 | | 5.17 | 5.70 | - | |
| | Frozen in land, pots and glaciers, 1° and 2° | T1 | | 8.17 | 9.00 | = | Mauritania FOB | Mauritania |
| | | T2 | | 8.17 | 9.00 | = | | |
| | | T3 | | 8.17 | 9.00 | = | | |
| | | T4 | | 7.54 | 8.30 | = | | |
| | | T5 | | 7.26 | 8.00 | = | | |
| | | T6 | | 7.72 | 8.50 | = | | |
| | | T7 | | 7.26 | 8.00 | = | | |
| | | T8 | | 6.81 | 7.50 | = | | |
| | Frozen on board | T1 | | 7.72 | 8.50 | = | | |
| T2 | | | 7.72 | 8.50 | = | | | |
| T3 | | | 7.72 | 8.50 | = | | | |
| T4 | | | 7.08 | 7.80 | = | | | |
| T5 | | | 6.81 | 7.50 | = | | | |
| T6 | | | 7.26 | 8.00 | = | | | |
| FAS | T7 | | 7.26 | 8.00 | = | | | |
| | T8 | | 6.81 | 7.50 | = | | | |



| Fish Species | Product Form | Grading | Price per kg | | | Reference | Origin |
|-----------------------------------------------------------------------------------------------------------|-------------------------------------------------------------------------|---------------|--------------|-------|-----|-------------------|---------------|
| Trade Name | | | As stated | EUR | USD | & Area | |
| CEPHALOPODS (cont.) | | | | | | | November 2019 |
| Octopus/Poulpe/Pulpo <i>Octopus vulgaris</i> | Fresh | | 8.00 | 8.81 | | Italy CPT | Croatia |
| | | | 3.33 | 3.67 | | FCA | France |
| | | | 10.85 | 11.94 | = | CPT | Italy |
| | | | 7.90 | 8.70 | = | FCA | Spain |
| | | extra | 11.35 | 12.49 | | CPT | Croatia |
| | | small | 7.45 | 8.20 | | | |
| | | T3 | 11.22 | 12.35 | = | EXW | Morocco |
| | | T4 | 10.92 | 12.02 | = | | |
| | | T5 | 11.15 | 12.27 | = | | |
| | | T6 | 8.29 | 9.12 | = | | |
| | | T7 | 7.82 | 8.61 | = | | |
| | | Fresh | 11.00 | 12.11 | = | France, wholesale | Europe |
| Frozen | 11.00 | 12.11 | = | | | | |
| Octopus/Poulpe/Pulpo <i>Eledone moschata</i> | Fresh - whole | Mixed | 4.92 | 5.42 | = | Italy CPT | Croatia |
| | | Small | 7.44 | 8.19 | = | | |
| | | Medium | 5.45 | 6.00 | = | | |
| | | Extra | 10.43 | 11.48 | = | | |
| | Frozen- whole | 50-100 g/pc | 4.59 | 5.06 | | CFR | Yemen |
| | | 100-200 | 5.58 | 6.15 | | | |
| | | 200-300 | 5.58 | 6.15 | | | |
| | | 300-500 | 5.58 | 6.15 | | | |
| | | 400-600 | 5.58 | 6.15 | | | |
| | | 600- 1000 | 5.58 | 6.15 | | | |
| | | 500-1000 | 5.58 | 6.15 | | | |
| | | 1000- 2000 | 5.58 | 6.15 | | | |
| Cuttlefish/Seiche/ Sepia <i>Sepia spp.</i> | Frozen at land- whole block | 100-200 g/pc | 4.45 | 4.90 | | Vietnam CIF | |
| | | 200-300 | 4.45 | 4.90 | | | |
| | | >300 | 4.45 | 4.90 | | | |
| | FAS- whole block | 200-300 g/pc | 4.31 | 4.75 | | | |
| | | 300-500 | 4.31 | 4.75 | | | |
| | | 500-1000 | 4.31 | 4.75 | | | |
| | | 1000- 2000 | 4.31 | 4.75 | | | |
| | Frozen- whole | 200- 300 g/pc | 4.31 | 4.75 | | Europe CIF | |
| | | 300- 500 | 4.31 | 4.75 | | | |
| | | 500- 1000 | 4.31 | 4.75 | | | |
| | | | 4.31 | 4.75 | | | |
| | CRUSTACEANS | | | | | | |
| Whiteleg shrimp/ Crevette pattes blanches/Camarón patiblanco <i>Penaeus vannamei</i> | PD, chemical treatment 100% net weight treated with non-phosphate | 31-40 pc/lb | 8.49 | 9.35 | + | Europe CFR | Indonesia |
| | | 41-50 | 7.35 | 8.10 | = | | |
| | | 51-60 | 7.22 | 7.95 | + | | |
| | | 61-70 | 7.08 | 7.80 | = | | |
| | | 71-90 | 6.90 | 7.60 | - | | |
| | | 91-120 | 6.76 | 7.45 | - | | |
| | | 20- 30 pc/lb | 7.90 | 8.70 | | Ecuador FOB | Ecuador |
| | | 30- 40 | 6.13 | 6.75 | | | |
| | | 40- 50 | 5.67 | 6.25 | | | |
| | | 50- 60 | 5.36 | 5.90 | | | |
| | | 60- 70 | 5.13 | 5.65 | | | |
| | | 70- 80 | 4.95 | 5.45 | | | |
| Argentine red shrimp/ /Camarón/langostin argentino <i>Pleoticus muelleri</i> | Head-on, shell-on | 10-20 pc/kg | 6.75 | 7.43 | + | Spain EXW | Argentina |
| | | 20-30 | 6.50 | 7.15 | + | | |
| | | 30-40 | 6.50 | 7.15 | + | | |
| | | 40-60 | 6.50 | 7.15 | + | | |
| Deep-water rose shrimp/ Crevette rose du large/ Gamba de altura/ <i>Parapenaeus longirostris</i> | Farmed, organic, cooked | 20-30 pc/kg | 26.00 | 28.62 | = | France, wholesale | Madagascar |
| | | 30-40 | 22.00 | 24.21 | = | | |
| | Farmed, cooked | 40-50 | 16.50 | 18.16 | = | | |
| | | 40-50 | 15.50 | 17.06 | | | |
| Norway lobster/ Langoustine/Cigala <i>Nephrops norvegicus</i> | Fresh - Whole, 4X1.5 kg | 31-40 | 10.30 | 11.34 | | Spain DDP | Netherlands |
| | | 41-50 | 8.52 | 9.38 | | | |
| | Tails | 40-60 | 13.35 | 14.69 | | | |
| | | | | | | | |
| | Whole | 00 pc/kg | 17.25 | 18.99 | | Spain CIF | Scotland |
| | | 0 | 14.25 | 15.68 | | | |



| Fish Species | Product Form | Grading | Price per kg | | | Reference | Origin | | | | | | | | | |
|-------------------------------------------------------------------------------|-----------------------|--------------------------------------------------------------------------------------------|---------------------------------------|-------------------------------------------------------|-------------------------------------------------------------------------------------------------------|--------------------------------------|---------------------------------------|-----------|--------------|------------|----------------------------------|--------------------------------|--------|----------------|------------|-----------|
| Trade Name | | | As stated | EUR | USD | & Area | | | | | | | | | | |
| CRUSTACEANS (cont.) | | | | | | | November 2019 | | | | | | | | | |
| Norway lobster/ Langoustine/Cigala <i>Nephrops norvegicus</i> | Whole | 1 | | 10.25 | 11.28 | Spain CIF | Scotland | | | | | | | | | |
| | | 2 | | 6.25 | 6.88 | | | | | | | | | | | |
| | | 3 | | 4.75 | 5.23 | | | | | | | | | | | |
| | | 4 | | 4.40 | 4.84 | | | | | | | | | | | |
| | | 5 | | 4.15 | 4.57 | | | | | | | | | | | |
| | Fresh - whole | 4 | | 26.25 | 28.89 | | Netherlands | | | | | | | | | |
| | | 10- 15 | | 18.00 | 19.81 | | | | | | | | | | | |
| | | 5-9 pc/kg | | 24.05 | 26.47 | | | | | | | | | | | |
| | | 11-15 | | 13.86 | 15.26 | | | | | | | | | | | |
| | | 16-20 | | 9.45 | 10.40 | | | | | | | | | | | |
| | | 20-30 | | 8.64 | 9.51 | | | | | | | | | | | |
| | | 31-40 | | 5.61 | 6.17 | | | | | | | | | | | |
| | Fresh - whole, headed | 41-50 | | 5.81 | 6.39 | | | | | | | | | | | |
| | | 6-9 pc/kg | | 23.04 | 25.36 = | | | | | | | | | | | |
| | | 11-15 | | 13.60 | 14.97 = | | | | | | | | | | | |
| 16-20 | | | 9.79 | 10.78 = | | | | | | | | | | | | |
| 21-30 | | | 8.90 | 9.80 = | | | | | | | | | | | | |
| 31-40 | | | 4.88 | 5.37 = | | | | | | | | | | | | |
| 41-50 | | | 3.90 | 4.29 = | | | | | | | | | | | | |
| European lobster/ Homard européen/ Bogavante <i>Homarus gammarus</i> | Live - bulk | 400-600 g/pc 600-800 | | 35.00 35.00 | 38.52 = 38.52 | France delivered to French vivier | Ireland | | | | | | | | | |
| | Fresh - whole | Large small 400-600 g/pc 600-800 800-1000 > 1 kg | | 27.50 29.49 28.16 19.19 29.00 29.00 | 30.27 32.46 30.99 = 21.12 31.92 = 31.92 = | | | Italy CPT | UK | | | | | | | |
| | | Live | | | 14.00 | 15.41 | Mauritania FOB for European market | | | Mauritania | | | | | | |
| | | American lobster/ Homard américain/ Bogavante americano <i>Homarus americanus</i> | Live hard shell | > 3000g 450-550 g | | 16.95 16.19 15.07 12.34 | | | | | 18.66 17.82 16.59 13.58 | Canada FOB for European mkt | Canada | | | |
| | | | Popsicle | < 450 g/pc (canner size) > 450 (market size) | CAN 24.73 CAN 25.88 | 19.57 19.57 | 17.74 + 17.74 + | | | Europe CIF | Canada | | | | | |
| | | | | Whole cooked netted lobster | < 450 g/pc (canner size) > 450 g/pc (market size) | CAN 19.50 CAN 22.50 | 14.74 17.01 | | | | | | | 13.37 15.42 | Europe CIF | Nicaragua |
| | | | | | Caribbean spiny lobster/ Langouste blanche/ Langosta común del Caribe <i>Panulirus argus</i> | Tails | 5-6 oz 7-9 oz 10-24 oz | | | | | | | | | |
| | Whole, raw Cooked | | | 15.43 17.25 | | 17.00 19.00 | Taiwan CIF | Yemen | | | | | | | | |
| Whole | | 100-200g 200-300 > 300 | | 13.62 15.43 17.25 | | 15.00 17.00 19.00 | | | Europe CIF | France | | | | | | |
| | | Whole, IWP | 30-60 g/pc 60-120 >120g | | 14.53 14.53 18.16 | 16.00 16.00 20.00 | | | | | France Auction | France | | | | |
| | Live, bulk | | T2 (13-16 cm) 500-700g/pc >1 kg | | 3.10 8.00 7.70 | 3.41 9.00 = 8.66 = | Italy CPT | UK | | | | | | | | |
| Fresh - female | | | male | | | 5.30 4.50 | | | 5.96 5.06 | France | | | France | | | |
| | | female | | | 4.24 4.68 | 4.77 = 5.27 = | | | France | | France | | | | | |
| | Fresh-female | | small | | 2.87 | 3.23 | France | France | | | | | | | | |
| male | | | small | | 2.87 | 3.23 | | | | France | | France | | | | |



| Fish Species | Product Form | Grading | Price per kg | | | Reference | Origin | |
|-----------------------------------------------------------------------------------------------|--------------------------------------------|---------------|--------------|-------|-------------|---------------------------------------------|----------------|--------|
| Trade Name | | | As stated | EUR | USD | & Area | | |
| BIVALVES | | | | | | | November 2019 | |
| Oyster/Huitre/Ostra Crassostrea gigas Ostrea edulis | Live | No. 3 | 8.88 | 9.99 | + | France prod. Price/ average export price | Ireland/France | |
| | | 60-100 g/pc | 17.50 | 19.69 | | Spain CIF | Netherlands | |
| | | 95-110 g/pc | 17.65 | 19.86 | | | Italy | |
| | | >130 | 14.62 | 16.45 | | | Netherlands | |
| Mussel/Moule/Mejillón Mytilus edulis Mytilus galloprovincialis Mytilus chilensis | Live - Bottom mussel | Bulk | 2.10 | 2.36 | = | France wholesale | France | |
| | Live - Rope | 60-80 pc/kg | 1.80 | 2.03 | = | | Netherlands | |
| | | | 2.00 | 2.25 | = | | Spain | |
| | Fresh - whole | | 1.92 | 2.16 | = | Italy CPT | Italy | |
| | Fresh- in skin | | 2.15 | 2.42 | = | FCA | Spain | |
| | Fresh | | 1.40 | 1.58 | = | | | |
| | | | 1.92 | 2.16 | = | CPT | | |
| | IQF - shell-off, 7% glaze | 200-300 pc/kg | 3.15 | 3.54 | + | CIF | Chile | |
| Razor shell/Couteau/ Navajas - Solenidae | Fresh | S | 5.00 | 5.63 | | Spain CIF | Ireland | |
| | | M | 8.60 | 9.68 | | | | |
| | | L | 12.15 | 13.67 | | | | |
| | Live | 10-12 cm/pc | 3.80 | 4.28 | | | Netherlands | |
| Great Atlantic scallop/ Coquille-St- Jacques/ Vieira Pecten maximus | Fresh whole shell, roe-on | | 4.60 | 5.18 | + | France wholesale | France | |
| | Fresh whole shell, roe-off | | 4.20 | 4.73 | + | | | |
| | Fresh, meat, roe-on | | 29.50 | 33.20 | + | | | |
| | Frozen, meat, roe-on | | 28.00 | 31.51 | = | | Europe | |
| | Frozen, meat, roe-off | | 27.50 | 30.95 | = | | | |
| | Fresh, whole shell, bulk, roe-on | | 34.56 | 38.89 | - | Retail | | |
| | Fresh, whole shell, bulk, roe-off | | 6.50 | 7.31 | - | | | |
| | | | | | | | | |
| SALMON | | | | | | | November 2019 | |
| Atlantic salmon/ Saumon de l'Atlantique/ Salmón del Atlántico Salmo salar | Fresh - gutted, head-on | 2-3 kg/pc | 6.10 | 6.71 | + | France wholesale | Norway | |
| | | 3-4 | 6.00 | 6.60 | - | | | |
| | | 4-5 | 6.30 | 6.93 | - | | | |
| | | 5-6 | 6.80 | 7.48 | = | | | |
| | | 6-7 | 7.40 | 8.14 | - | | | |
| | | 2-3 kg/pc | 5.50 | 6.05 | + | | Scotland | |
| | Superior quality | | 7.20 | 7.92 | - | | | |
| | Smoked- Fillet, vacuum reconstituted sides | 1-2 kg/pc | 30.50 | 33.57 | = | | | |
| | Fresh- Fillet | 3-4 kg/pc | 10.30 | 11.34 | - | | Norway | |
| | Smoked- Fillet, vacuum reconstituted sides | 1-2 kg/pc | 30.00 | 33.02 | = | | | |
| | Fresh - gutted, head-on | 1-2 kg/pc | NOK 35.98 | 3.57 | 3.93 | + | Norway FOB | Norway |
| | | 2-3 | NOK 38.42 | 3.81 | 4.20 | + | | |
| | | 3-4 | NOK 45.75 | 4.54 | 5.00 | + | | |
| | | 4-5 | NOK 48.35 | 4.80 | 5.28 | + | | |
| | | 5-6 | NOK 50.78 | 5.04 | 5.55 | + | | |
| | | 6-7 | NOK 54.90 | 5.45 | 6.00 | + | | |
| | | 7-8 | NOK 56.44 | 5.60 | 6.16 | - | | |
| | | 8-9 | NOK 56.96 | 5.65 | 6.22 | - | | |
| | | > 9 | NOK 58.32 | 5.79 | 6.37 | + | | |
| | Fresh | 3-4 kg/pc | 6.90 | 7.59 | | Spain CFR | Norway | |
| gutted, head-on | 4-5 kg/pc | 6.80 | 7.48 | | Tunisia CFR | | | |
| | 5-6 | 7.85 | 8.64 | | | | | |
| IQF - salmon slices | | 9.73 | 10.71 | | Europe CFR | | | |
| Fresh - salmon cubes 8x8x8 | | 9.73 | 10.71 | | | | | |
| Fresh - Whole - Superior | 2-3 kg/pc | 6.59 | 7.25 | = | Italy DDP | Norway | | |
| | 3-4 | 7.23 | 7.96 | = | | | | |
| | 4-5 | 7.51 | 8.27 | = | | | | |
| | 5-6 | 7.92 | 8.72 | = | | | | |
| | 6-7 | 7.75 | 8.53 | = | | | | |
| | 7-8 | 7.49 | 8.24 | = | | | | |
| | 8-9 | 7.49 | 8.24 | = | | | | |
| | 9-10 | 7.53 | 8.29 | = | | | | |



| Fish Species | Product Form | Grading | Price per kg | | | Reference | Origin |
|-------------------------------------------------------------------------------------------|-------------------------------------------------------|----------------|--------------|---------|---------|------------------|---------------|
| Trade Name | | | As stated | EUR | USD | & Area | |
| SALMON (cont.) | | | | | | | November 2019 |
| Atlantic salmon/ Saumon de l'Atlantique/ Salmón del Atlántico <i>Salmo salar</i> | Fresh- Whole | 3-4 | | 7.01 | 7.72 = | Italy DDP | Norway |
| | | 4-5 | | 7.29 | 8.02 = | | |
| | | 5-6 | | 7.61 | 8.38 = | | |
| | | Fillet, cooked | | | 5.09 | 5.60 | FCA |
| | IQF portion, 10% glazing | 100-150 g/pc | | 10.00 | 11.01 = | | Denmark |
| TROUT | | | | | | | November 2019 |
| Rainbow trout/ Truite arc-en-ciel/ Trucha arco iris <i>Oncorhynchus mykiss</i> | Fresh | 300-400 g/pc | | 5.00 | 5.50 = | Italy CPT | Italy |
| | Gutted | 150-300 g/pc | | 4.70 | 5.17 = | | |
| | | 300-500 g/pc | | 5.00 | 5.50 = | | |
| | Fresh- whole | | | 5.70 | 6.27 = | France wholesale | France |
| | Fillet | | | 9.20 | 10.13 = | | |
| | Fillet, smoked | | | 26.00 | 28.62 = | | |
| | Whole, gutted, bulk | | | 11.93 | 13.13 = | Retail | |
| FRESHWATER FISH | | | | | | | November 2019 |
| Arctic char/omble-chevalier/ Trucha alpina <i>Salvelinus alpinus</i> | Fresh- whole | | | 9.00 | 9.91 = | France wholesale | Europe |
| Nile perch/Perche du Nil/Perca del Nilo <i>Lates niloticus</i> | Fillet - skinless | 300-500 g/pc | | 4.99 | 5.50 | EU CFR | Uganda |
| | Interleaved, 100% net weight | 500-1000 | | 5.86 | 6.45 | | |
| | Fresh whole | 200-400 g/pc | | 2.56 | 2.82 | Italy FCA | Tanzania |
| | yellow | 200-400 g/pc | | 3.68 | 4.05 | | |
| | red | 200-400 g/pc | | 2.63 | 2.89 | | |
| | green | 200-400 g/pc | | 3.64 | 4.01 | | |
| Fresh fillet | 200-400 g/pc | | 5.27 | 5.80 | | | |
| | 400-700 | | 3.63 | 4.00 | | | |
| Pike perch/Sandre/ - Lucioperca <i>Sander lucioperca</i> | Fillet - skinless, PBI, IWP | 500-1000 g/pc | | 5.86 | 6.45 | Spain CFR | |
| | Fresh- whole | Average size | | 10.50 | 11.56 = | France whoelsale | Europe |
| | Fillet | | | 12.90 | 14.20 = | | |
| | Fresh- whole | 2-3 kg | | 5.50 | 6.05 | | |
| Nile Tilapia/Tilapia du Nil/Tilapia del Nilo <i>Oreochromis niloticus</i> | Fillet - skinless, IQF, PBO non-treated, 10% glaze | 5-7 oz/pc | | 3.85 | 4.00 | Spain CFR | China |
| Pangasius <i>Pangasius hypophthalmus</i> | Fillet, thawed | | | 4.30 | 4.73 = | Italy CIF | Viet Nam |
| NON-TRADITIONAL SPECIES | | | | | | | November 2019 |
| Sturgeon/Sturgeon/ Esturione <i>Acipenseridae</i> | Frozen - Whole | 1.5-2 kg/pc | | 6.00 | 6.60 = | France CIF | France |
| | Gutted | 5-7 kg/pc | | 7.10 | 7.81 = | | |
| | Fillet | 200-300 g/pc | | 14.00 | 15.41 = | | |
| | | 800-1000 | | 14.00 | 15.41 = | | |
| <i>A.baeri</i> | Caviar (Aquitaine) metal boxes | | | 9.80 | 10.79 = | | |
| Ribbonfish <i>Trichiurus lepturus</i> | Whole, IWP | 300-1500 g/pc | | 2.50 | 2.75 | Europe CFR | Senegal |
| | | 100-200 g/pc | | 3.27 | 3.60 | Taiwan CIF | Yemen |
| | | 200-300 | | 3.72 | 4.10 = | | |
| | | 300-500 | | 3.72 | 4.10 = | | |
| | | 500-700 | | 3.72 | 4.10 = | | |
| | | 700-1000 | | 3.72 | 4.10 = | | |
| European eel/ Anguille d'Europe/ Anguilla europea <i>Anguilla anguilla</i> | Smoked | Medium | | 47.00 | 51.73 = | France wholesale | Europe |
| Dusky grouper Mérrou noir/Mero moreno <i>Epinephelus marginatus</i> | H&G | 3-5 kg/pc | | 5.45 | 6.00 = | Europe CIF | Yemen |
| | | > 5 | | 4.54 | 5.00 = | | |
| | IWP, gutted | > 3 kg/pc | | 4.54 | 5.00 | | |
| | Fresh whole | 10-20 kg/pc | | 10.70 | 11.78 = | Italy CPT | Senegal |
| | | 1-2 | | 13.00 | 14.31 = | | |
| | 2-4 | | 13.55 | 14.91 | | | |
| | > 20 | | 10.70 | 11.78 = | | | |
| White grouper/ Merou blanc/Cherna de ley <i>Epinephelus aeneus</i> | Whole, gutted | 3-5 kg/pc | | 5.90 | 6.50 | | |
| | | 5-10 | | 4.99 | 5.50 | | |
| | | > 10 | | 4.99 | 5.50 | | |
| | Whole | 1- 2 kg/pc | | 9.90 | 10.90 = | | |
| | | 2- 4 | | 9.90 | 10.90 = | | |
| | 4- 7 | | 9.90 | 10.90 = | | | |



| Fish Species | Product Form | Grading | Price per kg | | | Reference | Origin | | | | | | | | | |
|--------------------------------------------------------------------------------------------|-------------------------------|---------------------------------------------------------------------|---------------------------------------------------------------------|---------------------------------------------------------------------|---------------------------------------------------------------------|---------------------------------------------------------------------|---------------|------------------------------------------------------------------------------------------------|----------------------------------------------------------|------------|-----------|---------------------------------------------------------------|-------------|--------------------------------------------------------------------------------|--------------|--------|
| Trade Name | | | As stated | EUR | USD | & Area | | | | | | | | | | |
| NON-TRADITIONAL SPECIES (cont.) | | | | | | | November 2019 | | | | | | | | | |
| Crimson jobfish Colas fil/Panchito hebra. <i>Pristipomoides filamentosus</i> | Whole, gutted | 2- 3 kg/pc 3- 5 5- 10 | | 3.04 3.13 3.13 | 3.35 - 3.45 3.45 | Europe CIF | Yemen | | | | | | | | | |
| Spangled emperor/ Empereur moris/ Emperador relámpago <i>Lethrinus nebulosus</i> | Whole, gutted IQF, H&G | 3-5 kg/pc > 5 3-5 > 5 | | 2.66 2.66 4.09 4.09 | 2.93 2.93 4.50 4.50 | | | | | | | | | | | |
| Common dolphinfish (Mahi Mahi)/Coryphène commune/ Lampuga <i>Coryphaena hippurus</i> | Whole, gutted | 2-3 kg/pc 3- 5 5- 10 | | 2.77 2.77 2.77 | 3.05 3.05 3.05 | | | | | | | | | | | |
| SEABASS/SEABREAM/ MEAGRE | | | | | | | | November 2019 | | | | | | | | |
| Seabass/Bar, Loup/Lubina <i>Dicentrarchus labrax</i> | Fresh - whole farmed | 200-300 g/pc 300-450 450-600 600-800 800-1000 > 1000 | | 3.00 3.40 3.90 4.90 6.00 8.00 | 3,30 = 3,74 = 4,29 = 5,39 = 6,60 = 8,81 = | Greece FOB | Greece | | | | | | | | | |
| | | 200-300 g/pc 300-450 450-600 600-800 800-1000 > 1000 | | 3.20 3.60 4.10 5.10 6.20 8.20 | 3,52 = 3,96 = 4,51 = 5,61 = 6,82 = 9,03 = | | | Italy CIF | | | | | | | | |
| | | Fresh - whole farmed | 200-300 g/pc 300-450 450-600 600-800 800-1000 > 1000 | | 3.25 3.65 4.15 5.15 6.25 8.25 | | | | 3,58 = 4,02 = 4,57 = 5,67 = 6,88 = 9,08 = | France CIF | | | | | | |
| | | | 200-300 g/pc 300-450 450-600 600-800 800-1000 > 1000 | | 3.24 3.64 4.14 5.14 6.24 8.24 | | | | 3,57 = 4,01 = 4,56 = 5,66 = 6,87 = 9,07 = | | Spain CIF | | | | | |
| | | | | 200-300 g/pc 300-450 450-600 600-800 800-1000 > 1000 | | | | | 3.27 3.67 4.17 5.17 6.27 8.27 | | | 3,60 = 4,04 = 4,59 = 5,69 = 6,90 = 9,10 = | Germany CIF | | | |
| | | | | | 200-300 g/pc 300-450 450-600 600-800 800-1000 > 1000 | | | | | | | 3.25 3.65 4.15 5.15 6.25 8.25 | | 3,58 4,02 4,57 5,67 6,88 9,08 | Portugal CIF | |
| | | | | | | 200-300 g/pc 300-450 450-600 600-800 800-1000 > 1000 | | | | | | 3.43 3.83 4.33 5.33 6.43 8.43 | | 3,78 = 4,22 = 4,77 = 5,87 = 7,08 = 9,28 = | | UK CIF |
| | | | | | | | | 200-300 g/pc 300-450 450-600 600-800 800-1000 1000-1500 1500- 2000 > 2000 | | | | 2.84 3.43 3.44 4.82 6.11 7.92 9.34 12.57 | | 3,13 - 3,78 - 3,79 - 5,31 - 6,73 - 8,72 + 10,28 - 13,84 - | | |



| Fish Species | Product Form | Grading | Price per kg | | | Reference | Origin | |
|--------------------------------------------------------------------|--------------------------------------------------------------------|-------------------------|--------------|---------|---------|------------|--------------------------|--------|
| Trade Name | | | As stated | EUR | USD | & Area | | |
| SEABASS/SEABREAM/ MEAGRE (cont.) | | | | | | | November 2019 | |
| Seabass/Bar, Loup/Lubina <i>Dicentrarchus labrax</i> | Fresh - whole farmed | 200-300 g/pc | | 4.50 | 4.95 | Spain CIF | Canary Island (Spain) | |
| | | 300-400 | | 4.50 | 4.95 | | | |
| | | 400-600 | | 4.00 | 4.40 | | | |
| | | 600-800 | | 4.30 | 4.73 | | | |
| | | 800-1000 | | 5.50 | 6.05 | | | |
| | | 1000-1500 | | 9.12 | 10.04 | | | |
| | | 1500-20000 | | 12.50 | 13.76 | | | |
| | Wild | 1000-2000 g/pc | | 10.80 | 11.89 | | France | |
| | | 2000-3000 | | 11.80 | 12.99 | | | |
| | | 3000-4000 | | 14.30 | 15.74 | | | |
| | Fresh - whole - wild Mediterranean Farmed - Orbetello | 600-800 | | 9.00 | 9.91 = | Italy CPT | Egypt | |
| | | 800-1000 | | 9.00 | 9.91 = | | | |
| | | 1000-2000 | | 10.21 | 11.24 = | | | |
| | | > 2000 | | 9.68 | 10.65 = | | | |
| | | Large | | 10.70 | 11.78 = | FCA | Italy | |
| Medium | | | 9.70 | 10.68 = | | | | |
| Small | | | 7.60 | 8.36 | | | | |
| Gilthead seabream/ Dorade royale/Dorada <i>Sparus aurata</i> | Fresh - whole farmed | 200-300 g/pc | | 3.80 | 4.18 = | Greece FOB | Greece | |
| | | 300-450 | | 4.20 | 4.62 = | | | |
| | | 450-600 | | 4.50 | 4.95 = | | | |
| | | 600-800 | | 5.30 | 5.83 = | | | |
| | | 800-1000 | | 6.50 | 7.15 = | | | |
| | | > 1000 | | 8.50 | 9.36 = | | | |
| | | 200-300 g/pc | | 4.00 | 4.40 = | Italy CIF | | |
| | | 300-450 | | 4.40 | 4.84 = | | | |
| | | 450-600 | | 4.70 | 5.17 = | | | |
| | | 600-800 | | 5.50 | 6.05 = | | | |
| | | 800-1000 | | 6.70 | 7.37 = | | | |
| | | > 1000 | | 8.70 | 9.58 = | | | |
| | | 200-300 g/pc | | 4.05 | 4.46 = | France CIF | | |
| | | 300-450 | | 4.45 | 4.90 = | | | |
| | | 450-600 | | 4.75 | 5.23 = | | | |
| | | 600-800 | | 5.55 | 6.11 = | | | |
| | | 800-1000 | | 6.75 | 7.43 = | | | |
| | | > 1000 | | 8.75 | 9.63 = | | | |
| | | 200-300 g/pc | | 4.04 | 4.45 = | Spain CIF | | |
| | | 300-450 | | 4.44 | 4.89 = | | | |
| | | 450-600 | | 4.74 | 5.22 = | | | |
| | | 600-800 | | 5.54 | 6.10 = | | | |
| | | 800-1000 | | 6.74 | 7.42 = | | | |
| | | > 1000 | | 8.74 | 9.62 = | | | |
| | Gilthead seabream/ Dorade royale/Dorada <i>Sparus aurata</i> | Fresh - whole farmed | 200-300 g/pc | | 4.07 | 4.48 = | Germany CIF | Greece |
| | | | 300-450 | | 4.47 | 4.92 = | | |
| | | | 450-600 | | 4.77 | 5.25 = | | |
| | | | 600-800 | | 5.57 | 6.13 = | | |
| | | | 800-1000 | | 6.77 | 7.45 = | | |
| | | | > 1000 | | 8.77 | 9.65 = | | |
| | | | 200-300 g/pc | | 4.05 | 4.46 = | Portugal CIF | |
| | | | 300-450 | | 4.45 | 4.90 = | | |
| | | 450-600 | | 4.75 | 5.23 = | | | |
| | | 600-800 | | 5.55 | 6.11 = | | | |
| | | 800-1000 | | 6.75 | 7.43 = | | | |
| | | > 1000 | | 8.75 | 9.63 = | | | |
| | | 200-300 g/pc | | 4.23 | 4.66 = | UK CIF | | |
| | | 300-450 | | 4.63 | 5.10 = | | | |
| | | 450-600 | | 4.93 | 5.43 = | | | |
| | | 600-800 | | 5.73 | 6.31 = | | | |
| 800-1000 | | 6.93 | 7.63 = | | | | | |
| > 1000 | | 8.93 | 9.83 = | | | | | |



| Fish Species | Product Form | Grading | Price per kg | | | Reference | Origin |
|------------------------------------------------------------------------------------------------|-----------------------------|--------------------|--------------|---------|-------------|------------------|--------|
| Trade Name | | | As stated | EUR | USD | & Area | |
| SEABASS/SEABREAM/ MEAGRE (cont.) | | | | | | | |
| Gilthead seabream/ Dorade royale/Dorada <i>Sparus aurata</i> | wild | 600-800 g/pc | 16.31 | 17.95 = | Italy FCA | Morocco | |
| | | 800-1000 | 18.47 | 20.33 = | | | |
| | | 1000-2000 | 19.41 | 21.36 = | | | |
| | | > 2000 | 18.51 | 20.37 | | | |
| | farmed | 200-300 g/pc | 3.97 | 4.37 + | CPT | Greece | |
| | | 300-400 | 4.12 | 4.53 + | | | |
| | | 400-600 | 4.14 | 4.56 - | | | |
| | wild | 400-600 g/pc | 10.33 | 11.37 + | CPT | Egypt | |
| | | 600-800 | 10.00 | 11.01 = | | | |
| | | 800-1000 | 10.00 | 11.01 - | | | |
| | | 1000-2000 | 12.00 | 13.21 = | | | |
| | farmed Orbetello | Large | 10.70 | 11.78 = | FCA | Italy | |
| | | Medium | 9.70 | 10.68 = | | | |
| | | 1-2 kg/pc | 12.40 | 13.65 = | | | |
| Wild | 600-800 g/pc | 16.35 | 18.00 = | CPT | Morocco | | |
| | 1000-2000 | 16.35 | 18.00 = | | | | |
| | 2000-3000 | 16.45 | 18.11 = | | | | |
| White seabream/Sar/Sargo <i>Diplodus sargus</i> | Fresh farmed | 300-500 g/pc | 6.20 | 6.82 = | Italy CPT | Senegal | |
| | | | 7.15 | 7.87 = | | Spain | |
| Japanese threadfin bream/ Cohana japonaise/ Baga japonesa <i>Nemipterus japonicus</i> | Whole | 100-200 g/pc | 1.77 | 1.95 | Vietnam CIF | Yemen | |
| | | 200- 300 | 2.04 | 2.25 | | | |
| | Whole, frozen at sea, block | 100- 200 g/pc | 2.51 | 2.76 | USA CIF | | |
| | | > 200 | 2.87 | 3.16 | | | |
| Santer seabream/ Denté nufar/Dentón nufar <i>Cheimerus nufar</i> | | 500-1000 g/pc | 6.96 | 7.66 | Italy CPT | Oman | |
| | | 1000-2000 | 6.96 | 7.66 | | | |
| Meagre/Maigre commun/Corvina <i>Argyrosomus regius</i> | Fresh - Whole farmed | 500-1000 g/pc | 5.85 | 6.44 = | Italy FCA | Greece | |
| | | 1000-2000 | 5.18 | 5.70 = | | | |
| | | > 2000 | 6.19 | 6.81 = | | | |
| | | > 3000 | 6.58 | 7.24 = | | | |
| | wild | > 2000 g/pc | 7.57 | 8.33 | CIF | | |
| | | 600-800 g/pc | 6.30 | 6.93 | CPT | Egypt | |
| | | 800-1000 | 5.50 | 6.05 = | | | |
| | | 1000-2000 | 5.62 | 6.19 = | | | |
| | | 2000-4000 | 5.60 | 6.16 = | | | |
| | | Fresh- whole, wild | > 1000 g/pc | 10.00 | 11.01 - | France wholesale | France |



The European Fish Price Report is a monthly **GLOBEFISH** publication. This issue was prepared by Helga Josupeit, Nada Bougouss, Felix Dent, and Alessia Capasso.

PRICE REFERENCE (INCOTERMS 2010)

| | |
|-----|--------------------------------|
| CFR | Cost and Freight |
| CIF | Cost, Insurance and Freight |
| CIP | Carriage and Insurance Paid To |
| CPT | Carriage Paid To |
| DAT | Delivered at Terminal |
| DAP | Delivered at Place |
| DDP | Delivered Duty Paid |
| EXW | Ex Works |
| FCA | Free Carrier |
| FAS | Free Alongside Ship |
| FOB | Free on Board |

PRODUCT FORM

| | |
|-----|---------------------------|
| C&P | Cooked and Peeled |
| FAS | Frozen at Sea |
| H&G | Headed and Gutted |
| HOG | Head on Gutted (salmon) |
| IQF | Individually Quick Frozen |
| IWP | Individually Wrapped Pack |
| PBI | Pinbone In |
| PBO | Pinbone Off |
| PD | Peeled and Deveined |
| PTO | Peeled Tail On |
| PUD | Peeled, Undeveined |

CURRENCY RATES

| | | US\$ | EUR |
|---------|-----|--------|--------|
| Canada | CAD | 1.32 | 1.46 |
| Hungary | HUF | 303.66 | 334.39 |
| Norway | NOK | 9.16 | 10.08 |
| USA | USD | 0.91 | 1.10 |
| EU | EUR | 6.79 | 7.47 |
| Denmark | DKK | 64.14 | 70.53 |
| Russia | RUR | 1.32 | 1.46 |

Exchange Rates 13.11.2019

SYMBOLS

- + Price increased in original currency since last report
- Price decreased in original currency since last report
- = Updated but unchanged price
- * New insertion
- Not updated since last issue

**GLOBEFISH Market Reports are available from the GLOBEFISH web site:
www.fao.org/in-action/globefish**



**Food and Agriculture
Organization of the
United Nations**

Food and Agriculture Organization of the United Nations
Fisheries and Aquaculture Policy and Resources Division
Products, Trade and Marketing Branch
Viale delle Terme di Caracalla
00153 Rome, Italy
Tel +39 06 5705 2884
www.fao.org/in-action/globefish
🐦 @FAOfish #FAOglobefish

