



Food and Agriculture
Organization of the
United Nations

APCAS/20/4.3.1



National Statistical Office
Government of India

Governance and Alignment of National and SDG Global Indicator Frameworks

Dhrijesh K Tiwari
Deputy Director General
National Statistical Office
India
dhrijesh@gov.in

Outline

- Institutional Arrangement at National Level
 - Goal-wise SDGs National Indicators
 - SDGs NIF Baseline Report 2015-16
 - Monitoring Progress: SDGs Dashboard
- Challenges
- Innovations
- Recommendations

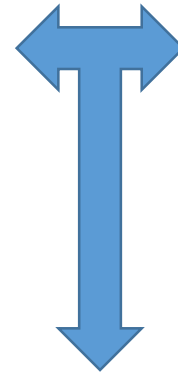
Institutional Arrangement at National Level

MoSPI (NSO)

- Development and refinement of National Indicator Framework in consultation with concerned Ministries/stakeholders
- SDGs focal point for Global data reporting

NITI Aayog

- Monitoring, coordination and implementation of SDGs
- Overall supervision in alignment/mapping of Government Schemes and Programmes with goals and targets.



50 Line Ministries

High Level Steering Committee under the Chief Statistician of India

Institutional Arrangement at National Level (2)

MoSPI

- Constituted six sectoral committees: alignment and data gaps
- Signed an MoU with UNRC on 15th March 2018: monitoring, new technologies and capacity development
- Conducted Regional Workshops: Sensitization and State Indicator Frameworks

NITI Aayog

- Developed SDG India Index Report 2018-19 and 2019-20
- Developed SDG India Index Dashboard
- Carried out national and regional consultations on SDG 8, 9, 10, 11, 13, 14 and 15.

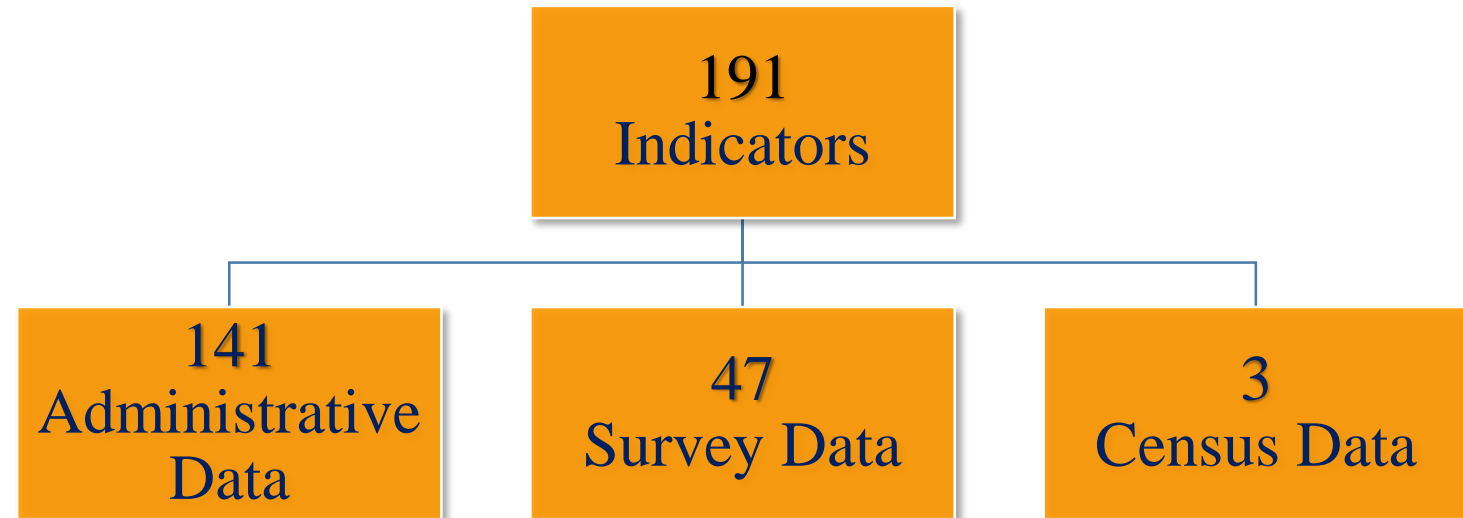
Line Ministries

- Ownership of SDG indicators
- Providing administrative and other data

Goal-wise SDGs National Indicators

Goal	Number of National Indicators
Goal 1 : No Poverty	19
Goal 2 : Zero Hunger	19
Goal 3 : Good Health & Well Being	41
Goal 4 : Quality Education	20
Goal 5 : Gender Equality	29
Goal 6 : Clean Water and Sanitation	19
Goal 7 : Affordable and Clean Energy	5
Goal 8 : Decent Work and Economic Growth	40
Goal 9 : Industry, Innovation and Infrastructure	18
Goal 10 : Reduced Inequalities	7
Goal 11 : Sustainable Cities and Communities	16
Goal 12 : Sustainable Consumption and Production	17
Goal 13 : Climate Action	4
Goal 14 : Life below water	13
Goal 15 : Life on Land	21
Goal 16 : Peace, Justice and Strong Institutions	18
Total Number of Indicators	306

SDGs NIF Baseline Report 2015-16

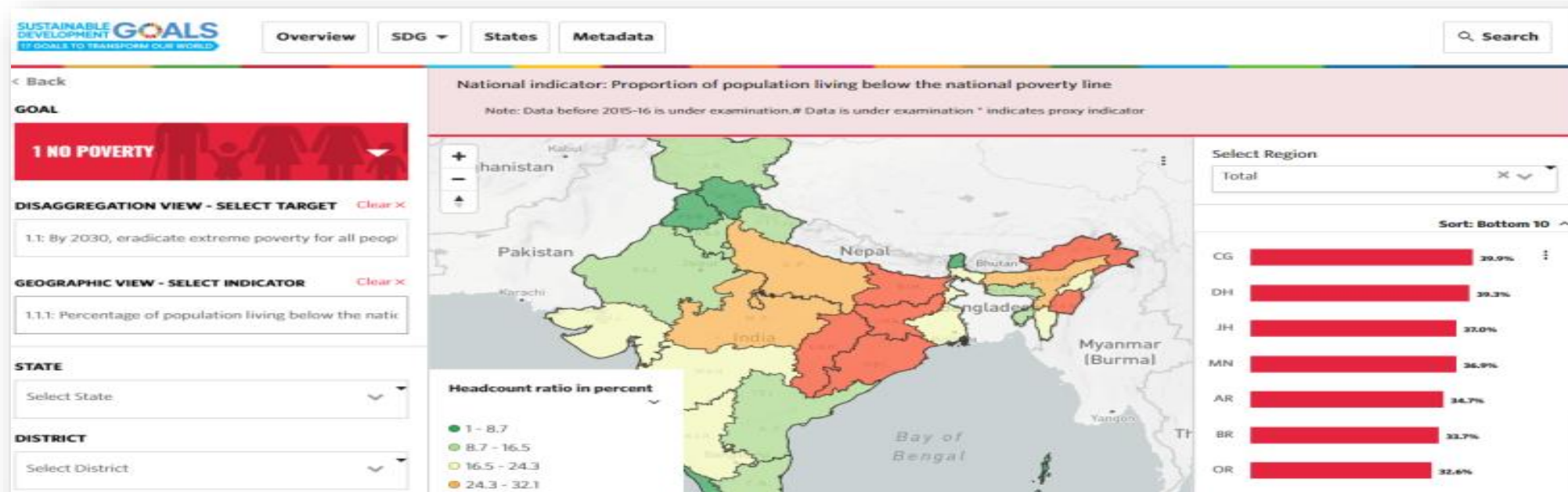


- The period 2015-16 has been used as baseline period
- Provides benchmark to track SDGs targets at national level
- Provides data snapshot on national indicators, definitions, methodology, computation formulae & data sources

Monitoring Progress: SDGs Dashboard

KEY FEATURES

- Unified data repository on SDGs Indicators
- Horizontal and vertical data visualization
- Identify the data gaps
- Developed in collaboration with the United Nations in India



Challenges

- Complete alignment of national and global indicator framework
- Capacity development
- Data Gaps
 - Not all data are collected with the required periodicity
 - The desired level of disaggregation may not be available
 - Multiple data sources
 - Differences between concepts and definitions used nationally and globally

Innovations

- SDG India Index Reports
- SDG India Index Dashboard
- National Indicator Framework
- State Indicator Framework
- National Integrated Information Portal (NIIP)
- Multiple Indicator Survey, every three years
- Generalised Survey Solution for the large scale sample surveys

Recommendations

- Align National Indicator Framework with Global Indicator Framework:
 - Benchmarking national performance to that of other countries
 - Reduces the reporting burden on countries
 - Significantly reduces data requirements and capacity development needs

Thank you!

dhrijesh@gov.in