



Food and Agriculture
Organization of the
United Nations

RURAL EMPLOYMENT

Integrated Country Approach (ICA)

for boosting
decent jobs for
youth in the
agri-food system

UGANDA

An overview of
country statistics on:

POPULATION & POVERTY

AGRICULTURE

EMPLOYMENT

FINANCE

DIGITAL LANDSCAPE

BUSINESS

REMITTANCES



POPULATION & POVERTY

POPULATION

(THOUSANDS)

44 270^A



36%^A

ANNUAL
POPULATION
GROWTH
RATE

3.6%^A

SSA 2.7%^D

YOUTH
(AGE 15–34)

RURAL
POPULATION

76%^A

SUB-SAHARAN
AFRICA
(SSA)

1 066 283^D

SSA 35%^D

SSA 60%^D

POVERTY RATE AT NATIONAL POVERTY LINE^B



21%

OF OVERALL
POPULATION



22%

OF RURAL
POPULATION

UNDERNOURISHMENT (% OF OVERALL POPULATION)^C



41%

SSA 22.5%

STUNTING IN CHILDREN (UNDER 5 YEARS OF AGE)^C



28.9%

SSA 32.1%

Source: ^A United Nations Department of Economic and Social Affairs (UNDESA). Latest available figures as of February 2020; ^B The World Bank, World Development Indicators. Latest available figures as of February 2020; ^C FAO, IFAD, UNICEF, WFP and WHO. 2019. The State of Food Security and Nutrition in the World 2019. Safeguarding against economic slowdowns and downturns. Rome, FAO. Licence: CC BY-NC-SA 3.0 IGO; ^D United Nations Department of Economic and Social Affairs (UNDESA). Latest available figures as of February 2020.

AGRICULTURE

AGRICULTURE SHARE IN GDP

24% | SSA 16%



AGRICULTURE VALUE ADDED PER WORKER (CONSTANT 2010)



USD 570

SSA
USD 1 515



Source: The World Bank, World Development Indicators. Latest available figure as of February 2020.

EMPLOYMENT



EMPLOYMENT IN AGRICULTURE

% OF TOTAL EMPLOYMENT

70% | SSA **54%**

OF YOUTH **57.2%**^A

YOUTH INFORMAL EMPLOYMENT

91.9%^A

WORKING POVERTY RATE

(AGE 15-24)^B



36.8%

AFRICA
38.4%

YOUTH UNEMPLOYMENT

% OF TOTAL YOUTH LABOR FORCE (AGE 15-24)



18.6%^A

SSA **13%**

NOT IN EDUCATION,
EMPLOYMENT
OR TRAINING (NEET)

13.2%^A

SSA **20.7%**^B

% OF YOUTH FEMALE LABOR FORCE ♀

UNEMPLOYED

22.4%^A

SSA **14%**

NEET

AFRICA **25.7%**^B

% OF YOUTH MALE LABOR FORCE ♂

UNEMPLOYED

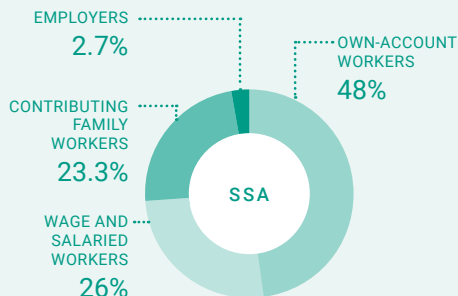
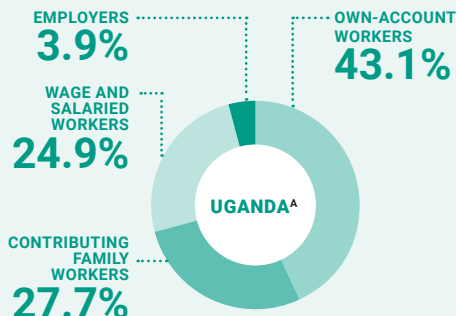
14%^A

SSA **13%**

NEET

AFRICA **15.7%**^B

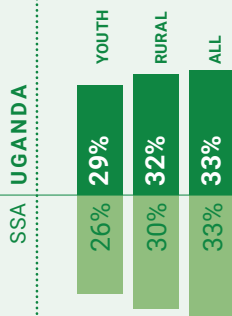
TYPE OF EMPLOYMENT (% OF TOTAL EMPLOYMENT)




Source: **A** International Labour Office SWTS country brief Uganda; **B** ILOSTAT. Latest available figures as of February 2020; **C** ICF, 2015. The DHS Program STATcompiler. Funded by USAID. www.statcompiler.com. February 21 2020; *All the others*: The World Bank, World Development Indicators. Latest available figure as of February 2020.

ACCESS TO FINANCE

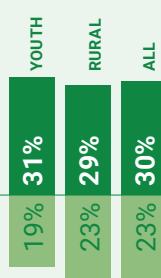
HAVE A FINANCIAL INSTITUTION ACCOUNT



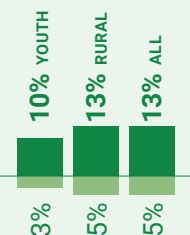
HAVE A MOBILE MONEY ACCOUNT



SAVED TO START, OPERATE, OR EXPAND A FARM OR BUSINESS



BORROWED TO START, OPERATE, OR EXPAND A FARM OR BUSINESS



Source: The World Bank, Global Findex 2017

DIGITAL LANDSCAPE

MOBILE SUBSCRIPTION

60%
OF TOTAL POPULATION



INTERNET USERS

24%
OF TOTAL POPULATION



Source: We Are Social & Hootsuite, 2020

DOING BUSINESS ENVIRONMENT

TIME REQUIRED TO START A BUSINESS

26 DAYS

SSA 28 DAYS



Source: The World Bank, World Development Indicators.
Latest available figure as of February 2020.

REMITTANCES SHARE IN GDP

4.5% | SSA 2.8%

Source:
The World Bank, 2018

This fact sheet is part of a series developed for the five countries of FAO's ICA programme, namely Guatemala, Kenya, Rwanda, Senegal, and Uganda.



SWEDISH INTERNATIONAL
DEVELOPMENT COOPERATION AGENCY

FOOD AND AGRICULTURE ORGANIZATION OF THE UNITED NATIONS

www.fao.org/rural-employment/work-areas/youth-employment/ica-programme



Some rights reserved. This work is available under a CC BY-NC-SA 3.0 IGO licence