



Food and Agriculture  
Organization of the  
United Nations

RURAL EMPLOYMENT

# Integrated Country Approach (ICA)

for boosting  
decent jobs for  
youth in the  
agri-food system

An overview of  
country statistics on:

POPULATION & POVERTY

AGRICULTURE

EMPLOYMENT

FINANCE

DIGITAL LANDSCAPE

BUSINESS

REMITTANCES

SENEGAL



# POPULATION & POVERTY

## POPULATION

(THOUSANDS)

SUB-SAHARAN AFRICA (SSA)

1066 283<sup>E</sup>

16 296<sup>A</sup>

ANNUAL POPULATION GROWTH RATE

2.8%<sup>A</sup>

SSA 2.7%<sup>E</sup>



SSA 35%<sup>E</sup>

YOUTH (AGE 15-34)

35%<sup>A</sup>

SSA 60%<sup>E</sup>

RURAL POPULATION

53%<sup>A</sup>

## POVERTY RATE AT NATIONAL POVERTY LINE



36%<sup>D</sup>

OF OVERALL POPULATION



57%<sup>B</sup>

OF RURAL POPULATION

## UNDERNOURISHMENT

(% OF OVERALL POPULATION)<sup>C</sup>



11.3%

SSA 22.5%

## STUNTING IN CHILDREN

(UNDER 5 YEARS OF AGE)<sup>F</sup>



16.5%

SSA 32.1%

Source: **A** United Nations Department of Economic and Social Affairs (UNDESA). Latest available figures as of February 2020; **B** The World Bank, World Development Indicators. Latest available figures as of February 2020; **C** FAO, IFAD, UNICEF, WFP and WHO. 2019. The State of Food Security and Nutrition in the World 2019. Safeguarding against economic slowdowns and downturns. Rome, FAO. Licence: CC BY-NC-SA 3.0 IGO; **D** Ministère de l'économie et des finances. 2019. Plan Sénégal Emergent (PSE) Plan d'Actions Prioritaires (PAP) 2019-2023. Dakar, Sénégal. (également disponible sur : [www.sentresor.org/app/uploads/pap2\\_pse.pdf](http://www.sentresor.org/app/uploads/pap2_pse.pdf)); **E** United Nations Department of Economic and Social Affairs (UNDESA). Latest available figures as of February 2020.

## AGRICULTURE

### AGRICULTURE SHARE IN GDP

15%<sup>A</sup> | SSA 16%



### AGRICULTURE VALUE ADDED PER WORKER (CONSTANT 2010)

USD 2782

SSA  
USD 1515



Source: **A** Ministère de l'économie et des finances. 2019. Plan Sénégal Emergent (PSE) Plan d'Actions Prioritaires (PAP) 2019-2023. Dakar, Sénégal. (également disponible sur : [www.sentresor.org/app/uploads/pap2\\_pse.pdf](http://www.sentresor.org/app/uploads/pap2_pse.pdf)). *All the others*: The World Bank, World Development Indicators. Latest available figure as of February 2020.

# EMPLOYMENT



## EMPLOYMENT IN AGRICULTURE

% OF TOTAL EMPLOYMENT

**32%** | SSA 54%

## YOUTH INFORMAL EMPLOYMENT

**91.9%**<sup>c</sup>

## YOUTH UNEMPLOYMENT

% OF TOTAL YOUTH LABOR FORCE (AGE 15-24)<sup>A</sup>



**8.4%**

SSA 13%

NOT IN EDUCATION,  
EMPLOYMENT OR TRAINING  
(NEET) (AGE 15-24)<sup>A</sup>

**36.2%**

AFRICA 20.7%



### % OF YOUTH FEMALE LABOR FORCE

UNEMPLOYED<sup>A</sup>

**9.9%**

SSA 14%

NEET<sup>A</sup>

**42.8%**

AFRICA 25.7%



### % OF YOUTH MALE LABOR FORCE

UNEMPLOYED<sup>A</sup>

**7.4%**

SSA 13%

NEET<sup>A</sup>

**28.7%**

AFRICA 15.7%



## WORKING POVERTY RATE

(AGE 15-24)<sup>A</sup>



**40.7%**

AFRICA 38.4%

## TYPE OF EMPLOYMENT (% OF TOTAL EMPLOYMENT)

EMPLOYERS

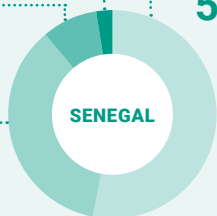
**2.4%**

CONTRIBUTING  
FAMILY  
WORKERS

**8.6%**

OWN-ACCOUNT  
WORKERS

**35.8%**



WAGE AND  
SALARIED  
WORKERS

**53.2%**

EMPLOYERS

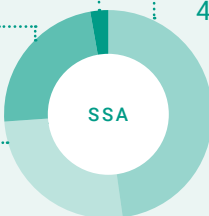
**2.7%**

CONTRIBUTING  
FAMILY  
WORKERS

**23.3%**

WAGE AND  
SALARIED  
WORKERS

**26%**



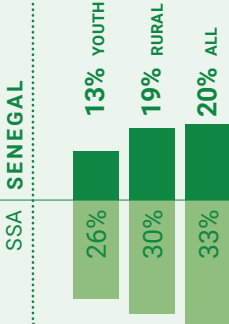
OWN-ACCOUNT  
WORKERS

**48%**

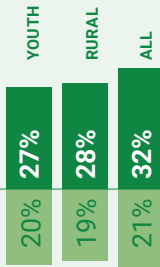
Source: **A** ILOSTAT. Latest available figures as of February 2020; **B** ICF, 2015. The DHS Program STATcompiler. Funded by USAID. <http://www.statcompiler.com>. February 21 2020; **C** Initiative Conjointe pour l'Emploi des Jeunes en Afrique (ICEJA). 2014. Diagnostic sur l'emploi des jeunes au Sénégal. (également disponible sur: [www.ilo.org/wcmsp5/groups/public/-/africa/-/ro-addis\\_ababa/-/sro-dakar/documents/publication/wcms\\_339500.pdf](http://www.ilo.org/wcmsp5/groups/public/-/africa/-/ro-addis_ababa/-/sro-dakar/documents/publication/wcms_339500.pdf)). *All the others*: The World Bank, World Development Indicators. Latest available figure as of February 2020.

# ACCESS TO FINANCE

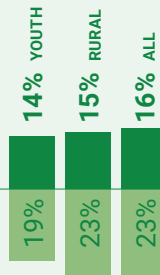
## HAVE A FINANCIAL INSTITUTION ACCOUNT



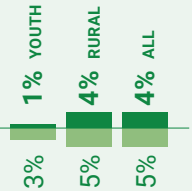
## HAVE A MOBILE MONEY ACCOUNT



## SAVED TO START, OPERATE, OR EXPAND A FARM OR BUSINESS



## BORROWED TO START, OPERATE, OR EXPAND A FARM OR BUSINESS



Source: The World Bank, Global Findex 2017

## DIGITAL LANDSCAPE

### MOBILE SUBSCRIPTION

**109%**  
OF TOTAL POPULATION



### INTERNET USERS

**46%**  
OF TOTAL POPULATION



Source: We Are Social & Hootsuite, 2020

## DOING BUSINESS ENVIRONMENT

### TIME REQUIRED TO START A BUSINESS

**6 DAYS**

SSA **28 DAYS**



Source: The World Bank, World Development Indicators. Latest available figure as of February 2020.

## REMITTANCES SHARE IN GDP

**10.1%** | SSA **2.8%** Source: The World Bank, 2018

This fact sheet is part of a series developed for the five countries of FAO's ICA programme, namely Guatemala, Kenya, Rwanda, Senegal, and Uganda.



SWEDISH INTERNATIONAL DEVELOPMENT COOPERATION AGENCY

## FOOD AND AGRICULTURE ORGANIZATION OF THE UNITED NATIONS

[www.fao.org/rural-employment/work-areas/youth-employment/ica-programme](http://www.fao.org/rural-employment/work-areas/youth-employment/ica-programme)



Some rights reserved. This work is available under a CC BY-NC-SA 3.0 IGO licence