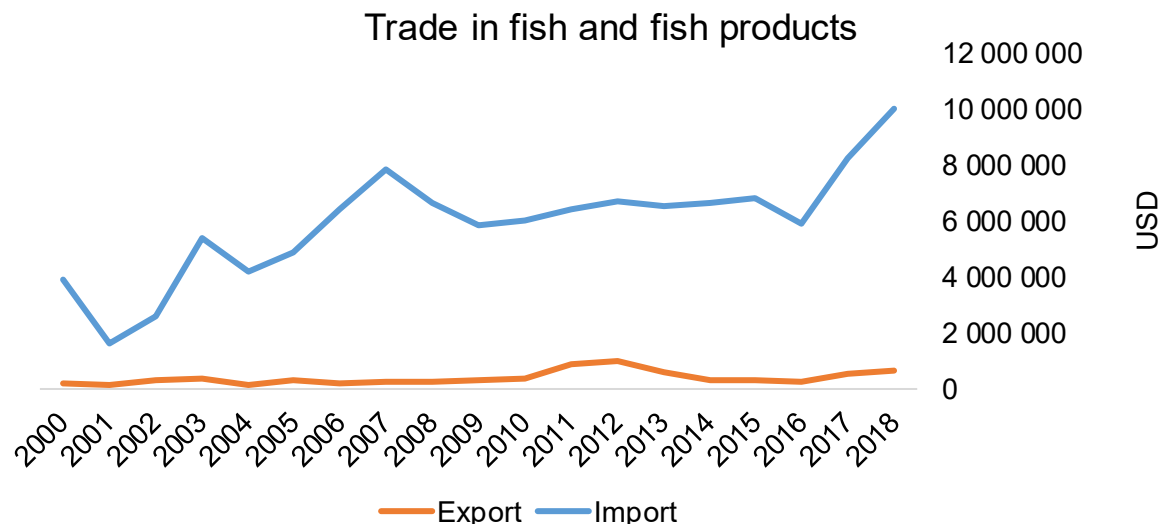




COUNTRY BRIEF

Population	Ease of doing business rank
95 430	125th
Length of coastline	Exclusive economic zone
289 km	102 867 km ²
Average GDP growth	GDP per capita
N/A	USD 16 727



GDP from fisheries

N/A

Fish available for consumption

55.5 kg/capita

Imports of fish and fish products - 2018

USD 10 021 004

Agricultural GDP from fisheries

N/A

Fishing and aquaculture production

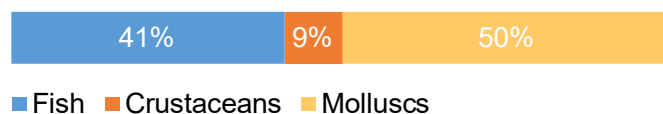
Total	3 175 tonnes
Capture	100%
Aquaculture	0%

Exports of fish and fish products - 2018

USD 680 000

Production and Trade Breakdown

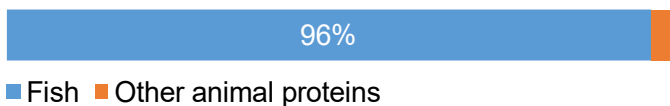
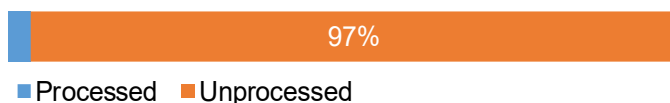
Production by volume



Imports by value



Exports by value



Production - Top 10 Species (Volume)

Rank	Species	Volume (Tonnes)
1 st	Stromboid conchs nei	1 583
2 nd	Snappers, jobfishes nei	333
3 rd	Caribbean spiny lobster	277
4 th	Marine fishes nei	197
5 th	Groupers, seabasses nei	163
6 th	Surgeonfishes nei	151
7 th	Grunts, sweetlips nei	126
8 th	Triggerfishes, durgons nei	119
9 th	Parrotfishes nei	53
10 th	Sharks, rays, skates, etc. nei	22

Imports - Top 10 Products (Value)

			USD
1 st	Fish	dried, whether or not salted; not smoked HS 0305.59	1 278 000
2 nd	Fish, other than species in 0304	frozen fillets HS 0304.89	1 126 000
3 rd	Sardines, sardinella, brisling or sprats	prepared or preserved; whole or in pieces HS 1604.13	1 116 000
4 th	Shrimps, prawns	frozen HS 0306.17	915 000
5 th	Tunas, skipjack, bonito	prepared or preserved; whole or in pieces HS 1604.14	721 000
6 th	Fish, other than species in 0305	salted or in brine, not dried or smoked HS 0305.69	717 000
7 th	Fish, other than species in 0302	fresh or chilled; excluding fillets, livers and roes HS 0302.89	685 000
8 th	Fish, other than species in 0304	frozen meat; excluding fillets, livers and roes HS 0304.99	418 000
9 th	Fish, other than species in 0303	frozen; excluding fillets, livers and roes HS 0303.89	334 000
10 th	Shrimps, prawns	prepared or preserved, in airtight containers HS 1605.29	226 000

Exports - Top 10 Products (Value)

			USD
1 st	Lobsters	frozen HS 0306.12	375 000
2 nd	Fish, other than species in 0303	frozen; excluding fillets, livers and roes HS 0303.89	250 000
3 rd	Crustaceans	frozen; includes derivative flours, meals and pellets HS 0306.19	32 000
4 th	Rock lobster, other sea crawfish	dried, smoked, salted or in brine HS 0306.91	23 000

A GLOBEFISH Product

Information, Disclaimer

Sources

Established in 1984, GLOBEFISH is a multi-donor funded project in the Fisheries Division of the Food and Agriculture Organization of the United Nations (FAO), responsible for providing up-to-date market and trade information on fish and fish products.

[Visit our website](#)


[Subscribe to our newsletter](#) or [email us](#)

Recent Publications



[Globefish Highlights, 1/2021](#)

Our flagship publication, focused on prices and analysis of market trends covering a variety of major commodities. Released quarterly.



[Chinese Fish Price Report, 3/2020](#)

Comprehensive coverage of Chinese price trends, market information for commercially significant species, along with industry news and policy updates. Released quarterly.



[European Price Report, 4/2021](#)

Market and price analysis for fish and fishery products in the European market. Released monthly.



This is the first edition of the GLOBEFISH Market Profiles produced for this country, and was made at the beginning of 2021.

These profiles are based on nationally reported data or information published by international agencies. As the profile is intended to reflect the most up to date information available, reporting years may vary between sections and commodities.

The designations employed and the presentation of material in this information product do not imply the expression of any opinion whatsoever on the part of FAO concerning the legal or constitutional status of any country, territory or sea area, or the delimitation of frontiers or boundaries.

The data herein presented is compiled by FAO staff at the time of its production, "as is" and "as available," and every effort is made to ensure, but not guarantee, their timeliness, accuracy and completeness. FAO assumes no responsibility for errors and omissions in the data provided. Users are, however, kindly asked to report any errors or deficiencies in this product to FAO GLOBEFISH (globefish@fao.org).

Please note

Re-exports and re-imports are not included.

The classification of fish and fish products as either processed or unprocessed is very broad, and is intended for indicative purposes only.

[HS codes for fish and fish products](#)

International trade codes for fish and fish products in a user friendly format.



Sources and time periods:

-Fishing and aquaculture production (2018):
FAO's [Global Fishery and Aquaculture Production Statistics](#)

-Fish available for consumption (2017):
FAO's [Fishery and Aquaculture Statistics 2016](#)

-Population (2018), GDP Growth (2013-2018), GDP per Capita (2018):
IMF's [World Economic Outlook Databases](#)

-Imports, Exports and Share of Trade (2000-2018):
FAO's [Global Fishery and Aquaculture Commodities Statistics](#)

-GDP, GDP from fisheries, GDP from agriculture (2018):
World Bank's [World Development Indicators](#),
OECD's [National Accounts Statistics](#) or
UNSD's [National Accounts](#)

-Ease of doing business (2018):
World Bank's [Ease of Doing Business](#) ranking

-Length of Coastline, Exclusive Economic Zone, Exclusive Fishing Zone (2003):
UNEP's [Global Environment Outlook](#)

[GLOBEFISH](#)

Explore more market information on the GLOBEFISH website



[GLOBEFISH on ISSUU](#)

Read GLOBEFISH publications on ISSUU

