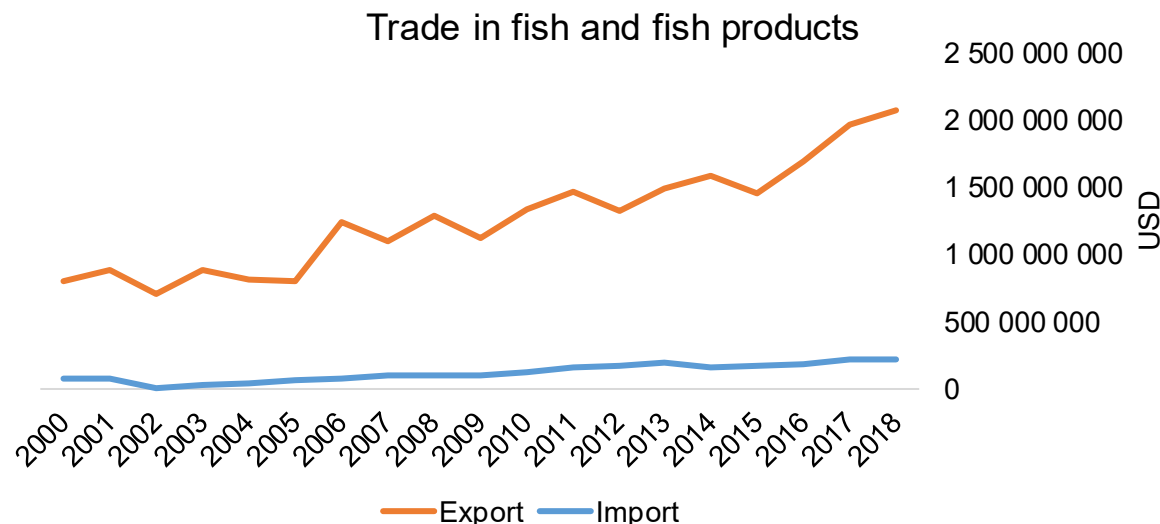




COUNTRY BRIEF

Population	Ease of doing business rank
43 937 140	146th
Length of coastline	Exclusive economic zone
8 397 km	925 362 km ²
Average GDP growth	GDP per capita
N/A	USD 11 688



GDP from fisheries

N/A

Fish available for consumption

7.3 kg/capita

Imports of fish and fish products - 2018

USD 228 394 004

Agricultural GDP from fisheries

N/A

Fishing and aquaculture production

Total 838 592 tonnes

Capture 100%

Aquaculture 0%

Exports of fish and fish products - 2018

USD 2 082 184 002

Production and Trade Breakdown


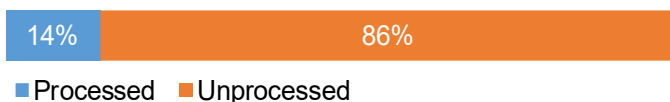
Production by volume



Imports by value



Exports by value



Production - Top 10 Species (Volume)

Rank	Species	Volume (Tonnes)
1 st	Argentine hake	269 611
2 nd	Argentine red shrimp	254 906
3 rd	Argentine shortfin squid	108 304
4 th	Patagonian grenadier	38 428
5 th	Patagonian scallop	27 390
6 th	Whitemouth croaker	23 869
7 th	Prochilods nei	17 472
8 th	Rays, stingrays, mantas nei	16 728
9 th	Southern blue whiting	11 519
10 th	Stripped weakfish	9 238

Imports - Top 10 Products (Value)

			USD
1 st	Tunas, skipjack, bonito	prepared or preserved; whole or in pieces HS 1604.14	92 857 000
2 nd	Atlantic, Danube salmon	fresh or chilled; excluding fillets, livers and roes HS 0302.14	41 816 000
3 rd	Fish	prepared or preserved HS 1604.20	31 166 000
4 th	Pacific, Atlantic, Danube salmon	fresh or chilled fillets HS 0304.41	9 628 000
5 th	Shrimps, prawns	frozen HS 0306.17	5 280 000
6 th	Squid, cuttlefish	frozen HS 0307.43	4 635 000
7 th	Octopus	frozen HS 0307.52	4 206 000
8 th	Mussels	prepared or preserved HS 1605.53	3 795 000
9 th	Seaweed, other algae	Unfit for human consumption HS 1212.29	3 446 000
10 th	Shrimps, prawns	prepared or preserved, not in airtight containers HS 1605.21	3 393 000

Exports - Top 10 Products (Value)

			USD
1 st	Shrimps, prawns	frozen HS 0306.17	1 300 469 000
2 nd	Squid, cuttlefish	frozen HS 0307.43	238 339 000
3 rd	Hake	frozen fillets HS 0304.74	191 026 000
4 th	Fish, other than species in 0303	frozen; excluding fillets, livers and roes HS 0303.89	75 012 000
5 th	Toothfish	frozen; excluding fillets, livers and roes HS 0303.83	55 516 000
6 th	Hake	frozen; excluding fillets, livers and roes HS 0303.66	54 904 000
7 th	Fish heads, tails, maws	frozen; excluding fillets, livers and roes HS 0303.99	27 020 000
8 th	Fish, other than species in 0304	frozen fillets HS 0304.89	26 697 000
9 th	Fish	frozen meat; excluding fillets, livers and roes HS 0304.95	25 155 000
10 th	Crabs	frozen HS 0306.14	22 551 000

A GLOBEFISH Product

Information, Disclaimer

Sources

Established in 1984, GLOBEFISH is a multi-donor funded project in the Fisheries Division of the Food and Agriculture Organization of the United Nations (FAO), responsible for providing up-to-date market and trade information on fish and fish products.

[Visit our website](#)


[Subscribe to our newsletter](#) or [email us](#)

Recent Publications



[Globefish Highlights, 1/2021](#)

Our flagship publication, focused on prices and analysis of market trends covering a variety of major commodities. Released quarterly.



[Chinese Fish Price Report, 3/2020](#)

Comprehensive coverage of Chinese price trends, market information for commercially significant species, along with industry news and policy updates. Released quarterly.



[European Price Report, 4/2021](#)

Market and price analysis for fish and fishery products in the European market. Released monthly.



This is the first edition of the GLOBEFISH Market Profiles produced for this country, and was made at the beginning of 2021.

These profiles are based on nationally reported data or information published by international agencies. As the profile is intended to reflect the most up to date information available, reporting years may vary between sections and commodities.

The designations employed and the presentation of material in this information product do not imply the expression of any opinion whatsoever on the part of FAO concerning the legal or constitutional status of any country, territory or sea area, or the delimitation of frontiers or boundaries.

The data herein presented is compiled by FAO staff at the time of its production, "as is" and "as available," and every effort is made to ensure, but not guarantee, their timeliness, accuracy and completeness. FAO assumes no responsibility for errors and omissions in the data provided. Users are, however, kindly asked to report any errors or deficiencies in this product to FAO GLOBEFISH (globefish@fao.org).

Please note

Re-exports and re-imports are not included.

The classification of fish and fish products as either processed or unprocessed is very broad, and is intended for indicative purposes only.

[HS codes for fish and fish products](#)

International trade codes for fish and fish products in a user friendly format.



Sources and time periods:

-Fishing and aquaculture production (2018):
FAO's [Global Fishery and Aquaculture Production Statistics](#)

-Fish available for consumption (2017):
FAO's [Fishery and Aquaculture Statistics 2016](#)

-Population (2018), GDP Growth (2013-2018), GDP per Capita (2018):
IMF's [World Economic Outlook Databases](#)

-Imports, Exports and Share of Trade (2000-2018):
FAO's [Global Fishery and Aquaculture Commodities Statistics](#)

-GDP, GDP from fisheries, GDP from agriculture (2018):
World Bank's [World Development Indicators](#),
OECD's [National Accounts Statistics](#) or
UNSD's [National Accounts](#)

-Ease of doing business (2018):
World Bank's [Ease of Doing Business](#) ranking

-Length of Coastline, Exclusive Economic Zone, Exclusive Fishing Zone (2003):
UNEP's [Global Environment Outlook](#)

[GLOBEFISH](#)

Explore more market information on the GLOBEFISH website



[GLOBEFISH on ISSUU](#)

Read GLOBEFISH publications on ISSUU

