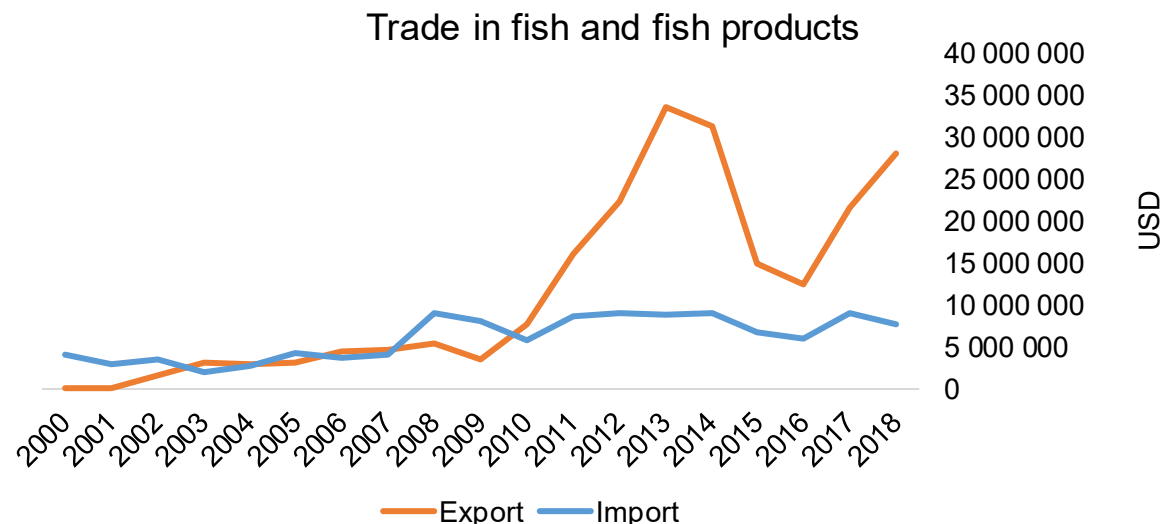




COUNTRY BRIEF

Population	Ease of doing business rank
2 944 790	56th
Length of coastline	EEZ/EFZ
NA	NA
Average GDP growth	GDP per capita
6.90%	USD 4 212



GDP from fisheries

N/A

Fish available for consumption

5.8 kg/capita

Imports of fish and fish products - 2018

USD 7 811 005

Agricultural GDP from fisheries

N/A

Fishing and aquaculture production

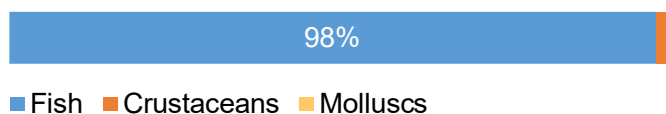
Total	17 369 tonnes
Capture	2%
Aquaculture	98%

Exports of fish and fish products - 2018

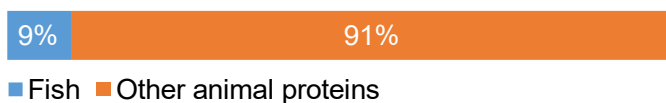
USD 28 125 001

Production and Trade Breakdown

Production by volume



Imports by value



Exports by value



Production - Top 10 Species (Volume)

Rank	Species	Volume (Tonnes)
1 st	Trouts nei	11 036
2 nd	Sturgeons nei	3 910
3 rd	Common carp	1 306
4 th	Danube crayfish	334
5 th	Freshwater fishes nei	269
6 th	Cyprinids nei	202
7 th	Silver carp	200
8 th	Crucian carp	108
9 th	Whitefishes nei	4

Imports - Top 10 Products (Value)

			USD
1 st	Flours, meals, pellets. Unfit for human consumption	from fish or aquatic invertebrates HS 2301.20	1 154 000
2 nd	Sardines, sardinella, brisling or sprats	prepared or preserved; whole or in pieces HS 1604.13	1 002 000
3 rd	Livers, roes, milt	frozen HS 0303.91	919 000
4 th	Mackerel	frozen; excluding fillets, livers and roes HS 0303.54	535 000
5 th	Fish fats or oils and fractions thereof	Not chemically modified or from fish-livers HS 1504.20	450 000
6 th	Hake	frozen; excluding fillets, livers and roes HS 0303.66	447 000
7 th	Fish	prepared or preserved HS 1604.20	307 000
8 th	Atlantic, Danube salmon	fresh or chilled; excluding fillets, livers and roes HS 0302.14	275 000
9 th	Caviar substitutes	prepared from fish eggs HS 1604.32	272 000
10 th	Shrimps, prawns	frozen HS 0306.17	251 000

Exports - Top 10 Products (Value)

			USD
1 st	Trout	fresh or chilled; excluding fillets, livers and roes HS 0302.11	20 470 000
2 nd	Fish	prepared or preserved HS 1604.20	2 099 000
3 rd	Fish, other than species in 0302	fresh or chilled; excluding fillets, livers and roes HS 0302.89	2 081 000
4 th	Caviar substitutes	prepared from fish eggs HS 1604.32	1 522 000
5 th	Fish	live HS 0301.99	604 000
6 th	Caviar	prepared from fish eggs HS 1604.31	451 000
7 th	Fish	dried, whether or not salted; not smoked HS 0305.59	184 000
8 th	Livers, roes, milt	dried, salted or in brine HS 0305.20	113 000
9 th	Fish, other than species in 0303	frozen; excluding fillets, livers and roes HS 0303.89	101 000
10 th	Fish, other than species in 1604	prepared or preserved; whole or in pieces HS 1604.19	92 000

A GLOBEFISH Product

Information, Disclaimer


Sources

Established in 1984, GLOBEFISH is a multi-donor funded project in the Fisheries Division of the Food and Agriculture Organization of the United Nations (FAO), responsible for providing up-to-date market and trade information on fish and fish products.

[Visit our website](#)


[Subscribe to our newsletter](#) or [email us](#)

Recent Publications



[Globefish Highlights, 1/2021](#)

Our flagship publication, focused on prices and analysis of market trends covering a variety of major commodities. Released quarterly.



[Chinese Fish Price Report, 3/2020](#)

Comprehensive coverage of Chinese price trends, market information for commercially significant species, along with industry news and policy updates. Released quarterly.



[European Price Report, 4/2021](#)

Market and price analysis for fish and fishery products in the European market. Released monthly.



This is the first edition of the GLOBEFISH Market Profiles produced for this country, and was made at the beginning of 2021.

These profiles are based on nationally reported data or information published by international agencies. As the profile is intended to reflect the most up to date information available, reporting years may vary between sections and commodities.

The designations employed and the presentation of material in this information product do not imply the expression of any opinion whatsoever on the part of FAO concerning the legal or constitutional status of any country, territory or sea area, or the delimitation of frontiers or boundaries.

The data herein presented is compiled by FAO staff at the time of its production, "as is" and "as available," and every effort is made to ensure, but not guarantee, their timeliness, accuracy and completeness. FAO assumes no responsibility for errors and omissions in the data provided. Users are, however, kindly asked to report any errors or deficiencies in this product to FAO GLOBEFISH (globefish@fao.org).

Please note

Re-exports and re-imports are not included.

The classification of fish and fish products as either processed or unprocessed is very broad, and is intended for indicative purposes only.

[HS codes for fish and fish products](#)

International trade codes for fish and fish products in a user friendly format.



Sources and time periods:

-Fishing and aquaculture production (2018):
FAO's [Global Fishery and Aquaculture Production Statistics](#)

-Fish available for consumption (2017):
FAO's [Fishery and Aquaculture Statistics 2016](#)

-Population (2018), GDP Growth (2013-2018), GDP per Capita (2018):
IMF's [World Economic Outlook Databases](#)

-Imports, Exports and Share of Trade (2000-2018):
FAO's [Global Fishery and Aquaculture Commodities Statistics](#)

-GDP, GDP from fisheries, GDP from agriculture (2018):
World Bank's [World Development Indicators](#),
OECD's [National Accounts Statistics](#) or
UNSD's [National Accounts](#)

-Ease of doing business (2018):
World Bank's [Ease of Doing Business](#) ranking

-Length of Coastline, Exclusive Economic Zone, Exclusive Fishing Zone (2003):
UNEP's [Global Environment Outlook](#)

[GLOBEFISH](#)

Explore more market information on the GLOBEFISH website



[GLOBEFISH on ISSUU](#)

Read GLOBEFISH publications on ISSUU

